

Script Handbook for Interactive Scientific Website Building

Version: 1.73205

Released: March 25, 2014

arXiv:1008.1143v3 [physics.ins-det] 25 Mar 2014

Chung-Lin Shan



Contents

1	Basic Structures	1
1.1	Preparation	2
1.2	form	4
1.3	switch for the further step	11
1.4	input	17
1.5	table	31
2	File Handling	51
2.1	Unique file name generating	52
2.2	File uploading	57
3	Special Effects	79
3.1	Option locking	80
3.2	Equation showing by request	82
3.3	Notation definition showing by request	90
3.4	Item value calculating by given values of other items	94
3.5	Table column eliminating	111
4	Result Presentation	121
4.1	Program starting	122
4.2	Result presenting	137
5	Miscellaneous	147
5.1	File removing	148
5.2	Redirection	149
A	Some Auxiliary Files	153
A.1	main.css	154
A.2	setup-reader.c	157
B	Basic Commands for Website Building	167
B.1	HTML (Hyper Text Markup Language) and XHTML (EXtensible HTML)	168
B.1.1	html	168
B.1.2	head	169
B.1.3	Comments	170
B.1.4	Tags and elements	171
B.1.5	Attributes	172
B.1.6	Headings	173
B.1.7	Text formatting	175
B.1.8	Links and the anchor a	176
B.1.9	img	177
B.1.10	Lists ol, ul and li	178
B.1.11	form and fieldset	179
B.1.12	input, select, and textarea	180
B.1.13	table	181
B.1.14	Frames and frameset	185
B.1.15	Characters and symbols	186

B.2	CSS (Cascading Style Sheets)	187
B.2.1	Comments	187
B.2.2	Three ways for inserting CSS	188
B.2.3	Four forms for defining styles	189
B.2.4	Syntax for style declaration	190
B.2.5	Image handling	198
B.2.6	Frequently used style properties and values	199
B.3	JavaScript	201
B.3.1	Start with JavaScript	201
B.3.2	Comments	202
B.3.3	Variables	203
B.3.4	Arrays	204
B.3.5	Function defining	205
B.3.6	if	206
B.3.7	switch	207
B.3.8	for	208
B.3.9	while	209
B.3.10	Events	210
B.3.11	Frequently used JavaScript methods	211
B.4	HTML DOM (Document Object Model)	212
B.4.1	Nodes and node tree	212
B.4.2	Methods	213
B.4.3	Properties	214
B.4.4	Examples	215
B.4.5	Frequently used HTML DOM properties for style declaration	236
B.4.6	Navigator object	238
B.4.7	Location object	239
B.5	PHP (PHP: Hypertext Preprocessor)	240
B.5.1	Start with PHP	240
B.5.2	Comments	241
B.5.3	Variables	242
B.5.4	Arrays	243
B.5.5	if	244
B.5.6	switch	245
B.5.7	for	246
B.5.8	while	247
B.5.9	form	248
B.5.10	File handling	249
B.5.11	File uploading	250
B.5.12	E-mail sending	251
B.5.13	Frequently used functions	252
B.5.14	Basic combination of HTML with PHP	255
B.6	Colors	261
B.6.1	Red series	261
B.6.2	Green series	262
B.6.3	Blue series	263
B.6.4	Violet series	264
B.6.5	Yellow series	265
B.6.6	White-black series	266
B.6.7	Non-white backgrounds	267

Abstract

In this script handbook, we collect the basic (and partially upgraded) PHP scripts used for building the AMIDAS website (<http://pisrv0.pit.physik.uni-tuebingen.de/darkmatter/amidas/>), an online interactive simulation/data analysis system for direct Dark Matter detection experiments and phenomenology. In this (1.73205) version, we add more materials and improve the scripts for offering a more convenient, comfortable and user-friendly environment on interactive scientific computing websites. Some basic, often used commands of (X)HTML, CSS, JavaScript, HTML DOM, and PHP are also given in Appendix. Online demonstrations and downloadable template scripts are given on <http://www.tir.tw/iswb/ss2012/templates.php>.

Chapter 1

Basic Structures

1.1 Preparation

Template 1: head and headings

Script

```
<!DOCTYPE html
PUBLIC "-//W3C//DTD XHTML 1.0 Transitional//EN"
"http://www.w3.org/TR/xhtml1/DTD/xhtml1-transitional.dtd">

<html xmlns="http://www.w3.org/1999/xhtml">

<head>

<title> Demo for Interactive Scientific Websites </title>

<meta id="author" content="Chung-Lin Shan" />
<meta http-equiv="Content-Type" content="text/html; charset=utf-8" />

<link rel="stylesheet" type="text/css" href="main/main.css" />

</head>

<body class="en">

<!-- ***** -->
<!-- Title / authors / upgraded date ***** -->

<h2 id="main"> Demo for Interactive Scientific Websites </h2>

<h3 class="center"> Chung-Lin Shan </h3>

<h6>
Version: 3.1623 <br />
Last upgraded: January 6, 2013
</h6>

<hr />

.
.
.
.
.
.
.

</body>

</html>
```

Modification

```
<!DOCTYPE html
PUBLIC "-//W3C//DTD XHTML 1.0 Strict//EN"
"http://www.w3.org/TR/xhtml1/DTD/xhtml1-strict.dtd">
```

Modification

```
<meta http-equiv="Content-Type" content="text/html; charset=big5" />
```

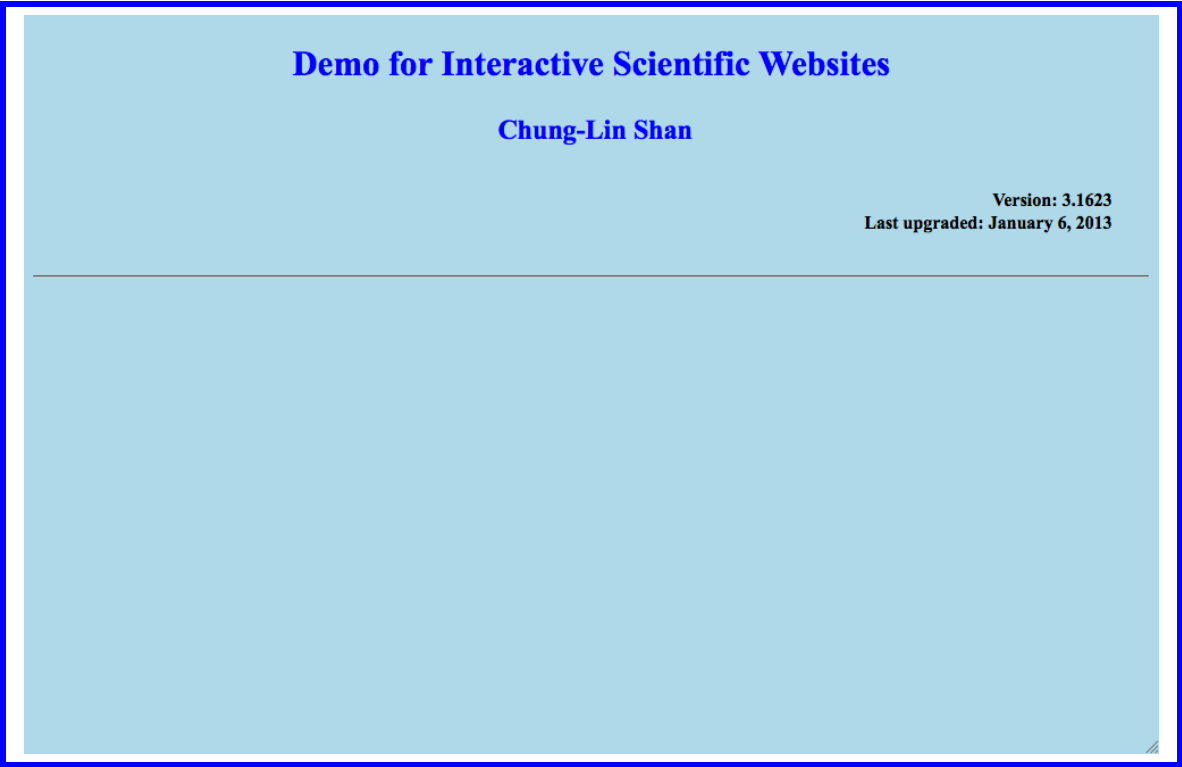



Figure 1: head and the headings.

Demo for Interactive Scientific Websites

Chung-Lin Shan

Version: 3.1623
Last upgraded: January 6, 2013

List of the main functions

Choose one of the main functions

[Top](#)

[Top](#)

Figure 2: form.

Template 3: Choose one of the main functions

Script

```
<?php
include("default_choices/default_choosing.php");

if ($main_function_choosing == NULL)
{
    $main_function_choosing = $_POST["main_function_choosing"];
}

include("forms/form-main_functions.php");

if ($main_function_choosing == NULL)
{
    include("default_choices/default-main_function_choosing.php");
}

else
{
    echo '<br />';
    echo 'main_function_choosing = ' . $main_function_choosing . '<br />';
    echo 'main_function          = ' . $main_function          . '<br />';
}
?>
```

Template 5

Template 4

Template 6

Template 4: form-main_functions.php

Script

```
<fieldset id="main_function_choosing" style="width: 210pt">
  <label>
  <input type="radio" name="main_function_choosing" value="1"
    <?php
      if ($main_function_choosing == "1")
      {
        echo 'checked = "checked"';

        $main_function = "main_function_1";
      }
    ?>
  />

  Description for the main function 1
</label>
<br />

  .
  .
  .

</fieldset>
```

Template 5: default_choosing.php (cf. Template 6)

Script

```
<script type="text/javascript">
function default_choosing(form_id, n_IE, n_FF)
{
  if (navigator.appName == "Microsoft Internet Explorer")
  {
    document.getElementById(form_id)
      .childNodes[n_IE].childNodes[0]
      .checked
    = true;
  }

  else
  // if (navigator.userAgent.search("Chrome")    != -1 ||
  //     navigator.userAgent.search("Firefox")    != -1 ||
  //     navigator.userAgent.search("Opera")      != -1 ||
  //     navigator.userAgent.search("Safari")     != -1 ||
  //     navigator.userAgent.search("Navigator") != -1 )
  {
    document.getElementById(form_id)
      .childNodes[n_FF].childNodes[1]
      .checked
    = true;
  }

  document.getElementById(form_id)
    .style.borderColor
  = "red";
}
</script>
```

n_FF is usually equal to $2 * n_IE + 1$

Template 6: default-main_function_choosing.php (cf. Template 5)

Script

```
<script type="text/javascript">
<?php
/*
  if (navigator.appName == "Microsoft Internet Explorer")
  {
    document.getElementById("main_function_choosing")
      .childNodes[0].childNodes[0]
      .checked
    = true;
  }

  else
//if (navigator.userAgent.search("Chrome")    != -1 ||
//  navigator.userAgent.search("Firefox")    != -1 ||
//  navigator.userAgent.search("Opera")      != -1 ||
//  navigator.userAgent.search("Safari")     != -1 ||
//  navigator.userAgent.search("Navigator") != -1 )
  {
    document.getElementById("main_function_choosing")
      .childNodes[1].childNodes[1]
      .checked
    = true;
  }

  document.getElementById("main_function_choosing")
    .style.borderColor
  = "red";
*/
?>
  default_choosing("main_function_choosing", 0, 1);
</script>
```

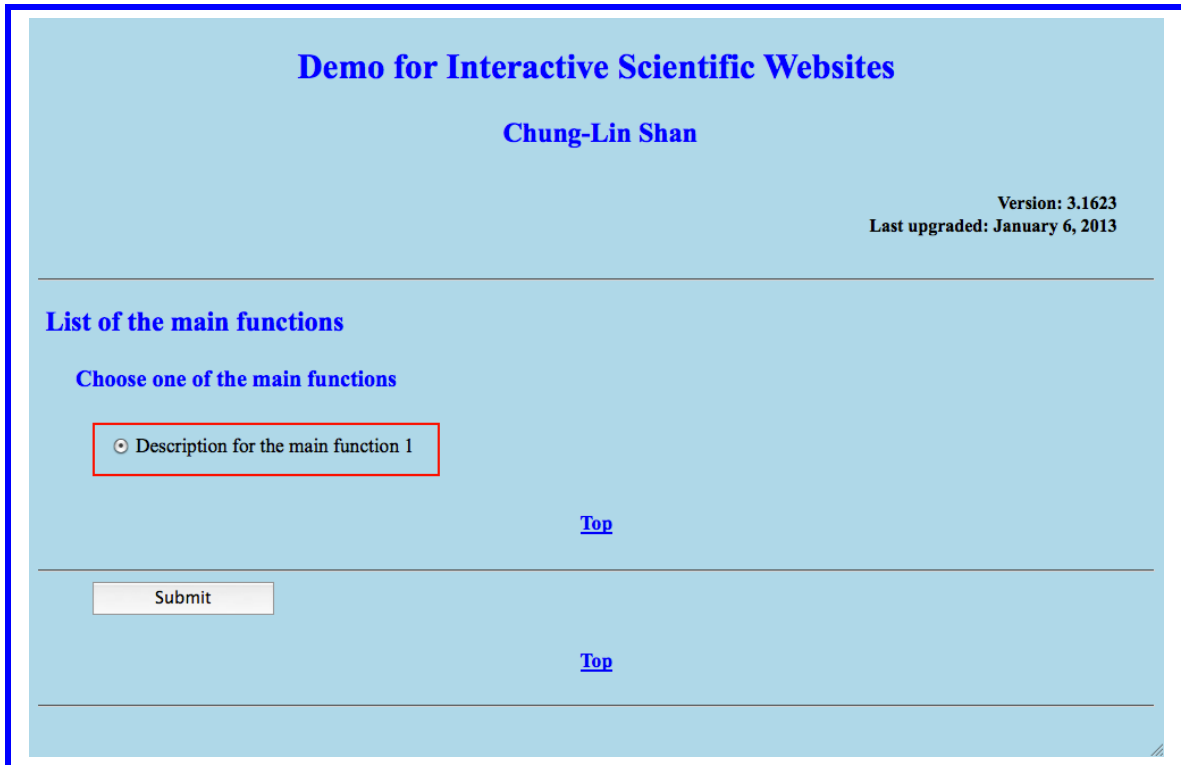


Figure 3a: Choose one of the main function (before submission).

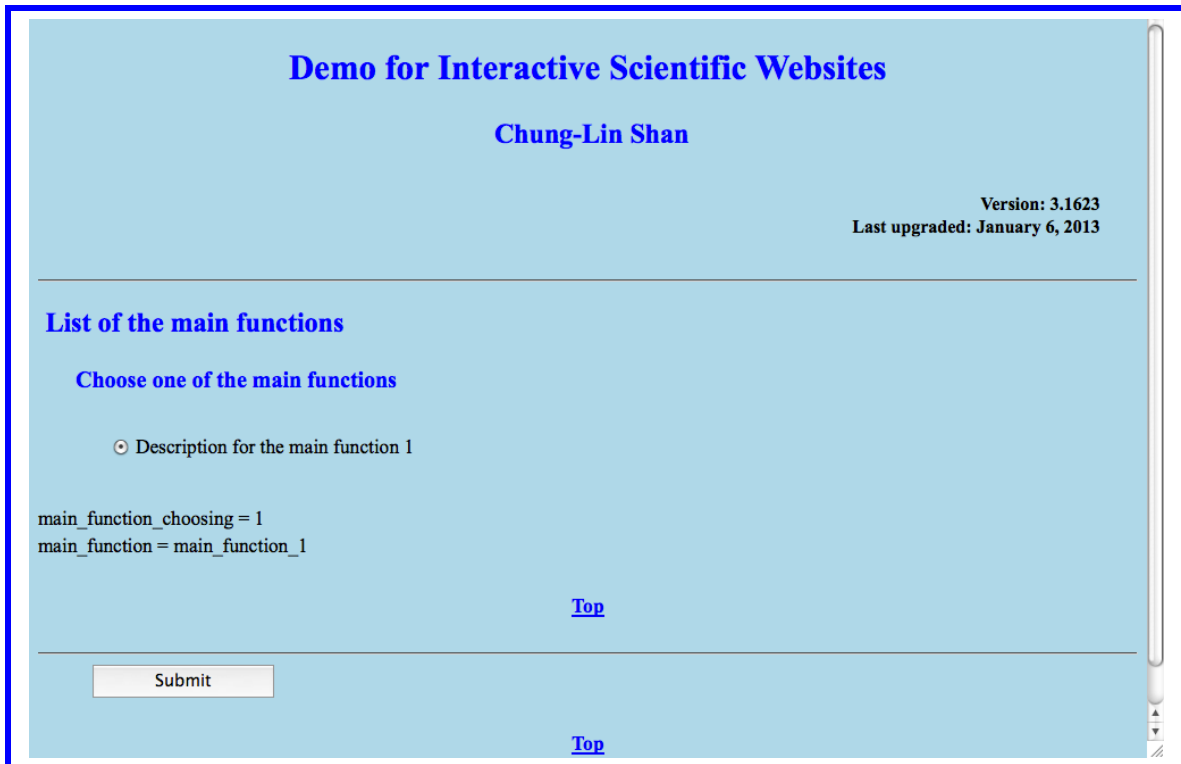


Figure 3b: Choose one of the main function (after submission).

1.3 switch for the further step

Template 7: switch for the further step

Script

```
<?php
if ($main_function != NULL)
{
    echo '<script type="text/javascript">' . "\r\n";
    echo ' if (navigator.appName == "Microsoft Internet Explorer")' . "\r\n";
    echo ' {' . "\r\n";
    echo '     window.location = "#mode-main_function";' . "\r\n";
    echo ' }' . "\r\n";
    echo '</script>' . "\r\n";

    include("main/title-main_functions.php");

    echo '<script type="text/javascript">' . "\r\n";
    echo ' if (navigator.userAgent.search("Chrome") != -1 ||' . "\r\n";
    echo '     (navigator.userAgent.search("Firefox") != -1 &&' . "\r\n";
    echo '     navigator.userAgent.search("Navigator") == -1 ) ||' . "\r\n";
    echo '     navigator.userAgent.search("Opera") != -1 ||' . "\r\n";
    echo '     (navigator.userAgent.search("Chrome") == -1 &&' . "\r\n";
    echo '     navigator.userAgent.search("Safari") != -1 )' . "\r\n";
    echo ' {' . "\r\n";
    echo '     window.location = "#mode-main_function";' . "\r\n";
    echo ' }' . "\r\n";
    echo '</script>' . "\r\n";

    switch ($main_function)
    {
        .
        .
        .
    }

    echo '<script type="text/javascript">' . "\r\n";
    echo ' if (navigator.userAgent.search("Navigator") != -1)' . "\r\n";
    echo ' {' . "\r\n";
    echo '     window.location = "#mode-main_function";' . "\r\n";
    echo ' }' . "\r\n";
    echo '</script>' . "\r\n";
}
?>

.
.
.

<?php
if ($main_function != NULL)
{
    echo '<h5> <a href="#main">Top</a> </h5>' . "\r\n";
    echo '<hr />' . "\r\n";
}
?>
```

Template 8

Template 9

cf. Templates 2 and 52

```
<!-- ***** -->
<!-- ***** -->

<?php
    .
    .
    .
    Template 23
?>

<?php
    .
    .
    .
    Template 10
?>

<!-- ***** -->
<!-- ***** -->

<?php
    .
    .
    .
    Template 24
?>
```

Template 8: title-main_functions.php

Script

```
<?php
switch ($main_function)
{
    case "main_function_1":

        echo '<h3 id="mode-main_function">' . "\r\n";
        echo '  Description for the main function 1' . "\r\n";
        echo '</h3>' . "\r\n";

        echo '<h4> Choose one of the following mode for the main function 1 </h4>' . "\r\n";

        break;

        .
        .
        .

    }
?>
```

List of the main functions

Choose one of the main functions

Description for the main function 1

```
main_function_choosing = 1
main_function = main_function_1
```

[Top](#)

Description for the main function 1

Choose one of the following mode for the main function 1

[Top](#)

[Top](#)

Figure 4: switch for the further step (cf. Figure 2).

Template 9: Choose the mode for the chosen function (cf. Template 3)

Script

```
<?php
switch ($main_function)
{
    /*****
    /* Mode for the main function 1 *****/

    case "main_function_1":

        if ($mode_main_function_1_choosing == NULL)
        {
            $mode_main_function_1_choosing = $_POST["mode_main_function_1_choosing"];
        }

        include("forms/form-modes_main_function_1.php");

        if ($mode_main_function_1_choosing == NULL)
        {
            include("default_choices/default-mode_main_function_1_choosing.php");
        }

        else
        {
            echo '<br />';
            echo 'mode_main_function_1_choosing = ' . $mode_main_function_1_choosing . '<br />';
            echo 'mode_main_function_1_choice = ' . $mode_main_function_1_choice . '<br />';
            echo '<br />';

            $mode_checked = "yes";
        }

        break;

        .
        .
        .

    }
?>
```

Modification of Template 4

Modification of Template 6

Description for the main function 1

```

main_function_choosing = 1
main_function = main_function_1
  
```

[Top](#)

Description for the main function 1

Choose one of the following mode for the main function 1

Description for the mode choice 1 of the main function 1
 Description for the mode choice 2 of the main function 1
 Description for the mode choice 3 of the main function 1

[Top](#)

Submit

[Top](#)

Figure 5a: Choose the mode for the chosen function (before submission, cf. Figure 3a).

```

main_function_choosing = 1
main_function = main_function_1
  
```

[Top](#)

Description for the main function 1

Choose one of the following mode for the main function 1

Description for the mode choice 1 of the main function 1
 Description for the mode choice 2 of the main function 1
 Description for the mode choice 3 of the main function 1

```

mode_main_function_1_choosing = 1
mode_main_function_1_choice = mode_main_function_1_choice_1
  
```

[Top](#)

Submit

[Top](#)

Figure 5b: Choose the mode for the chosen function (after submission, cf. Figure 3b).

1.4 input

Template 10: Modification of 'switch for the further step' (cf. Templates 7 and 8)

Script

```
<?php
.
.   Template 23
.
?>

<?php
if ($main_function != NULL &&
    $mode_checked == "yes" )
{
echo '<script type="text/javascript">' . "\r\n";
echo ' if (navigator.appName == "Microsoft Internet Explorer")' . "\r\n";
echo ' {' . "\r\n";
echo '   window.location = "#setup-main_function";' . "\r\n";
echo ' }' . "\r\n";
echo '</script>' . "\r\n";

echo '<h3 id="setup-main_function">' . "\r\n";
echo '   Setup for the main function' . "\r\n";
echo '</h3>' . "\r\n";

echo '<script type="text/javascript">' . "\r\n";
echo ' if (navigator.userAgent.search("Chrome") != -1 ||' . "\r\n";
echo '   (navigator.userAgent.search("Firefox") != -1 &&' . "\r\n";
echo '     navigator.userAgent.search("Navigator") == -1 ) ||' . "\r\n";
echo '   navigator.userAgent.search("Opera") != -1 ||' . "\r\n";
echo '   (navigator.userAgent.search("Chrome") == -1 &&' . "\r\n";
echo '     navigator.userAgent.search("Safari") != -1 ) )' . "\r\n";
echo ' {' . "\r\n";
echo '   window.location = "#setup-main_function";' . "\r\n";
echo ' }' . "\r\n";
echo '</script>' . "\r\n";

.
.   Template 11
.

.
.   Templates 14 + 15 or Template 16
.

echo '<script type="text/javascript">' . "\r\n";
echo ' if (navigator.userAgent.search("Navigator") != -1)' . "\r\n";
echo ' {' . "\r\n";
echo '   window.location = "#setup-main_function";' . "\r\n";
echo ' }' . "\r\n";
echo '</script>' . "\r\n";
}
?>
```

```
<?php
  if ($main_function != NULL &&
      $mode_checked == "yes" )
  {
    echo '<h5> <a href="#main">Top</a> </h5>' . "\r\n";
    echo '<hr />' . "\r\n";
  }
?>

<!-- ***** -->
<!-- ***** -->

<?php
    .
    .
    .
?>
```

Template 24

Template 11: Setup for the chosen function

Script

```
<?php
if ($main_function == "main_function_1" &&
    $mode_main_function_1_choice != NULL )
{
    echo '<h4> Setup choice for the main function 1 </h4>' . "\r\n";

    if ($setup_main_function_1_choosing == NULL)
    {
        $setup_main_function_1_choosing = $_POST["setup_main_function_1_choosing"];
    }

    if ($integer_1 == NULL)
    {
        $integer_1 = $_POST["integer_1"];
    }

    if ($integer_2 == NULL)
    {
        $integer_2 = $_POST["integer_2"];
    }

    if ($float_1_1 == NULL)
    {
        $float_1_1 = $_POST["float_1_1"];
    }

    if ($float_1_2 == NULL)
    {
        $float_1_2 = $_POST["float_1_2"];
    }

    if ($float_2_1 == NULL)
    {
        $float_2_1 = $_POST["float_2_1"];
    }

    if ($float_2_2 == NULL)
    {
        $float_2_2 = $_POST["float_2_2"];
    }

    if ($integer_3 == NULL)
    {
        $integer_3 = $_POST["integer_3"];
    }

    if ($float_3 == NULL)
    {
        $float_3 = $_POST["float_3"];
    }
}
```

```

include("forms/form-setup_main_function_1_choosing.php");

if ($setup_main_function_1_choosing == NULL)
{
    include("default_choices/default-setup_main_function_1_choosing.php");
}

elseif ($setup_main_function_1_choosing == "5"
        ($integer_1 == NULL
         $integer_2 == NULL
         ($mode_main_function_1_choosing == "2"
          ($float_1_1 == NULL ||
           $float_1_2 == NULL )
          ($mode_main_function_1_choosing == "3"
           ($float_2_1 == NULL ||
            $float_2_2 == NULL )
            (($mode_main_function_1_choosing == "2" ||
             $mode_main_function_1_choosing == "3" )
             ($integer_3 == NULL ||
              $float_3 == NULL )
            ) ) )
        )
{
    echo '<script type="text/javascript">' . "\r\n";
    echo ' document.getElementById("';
    echo 'setup_main_function_1_choosing';
    echo '").style.borderColor = "red";' . "\r\n";
    echo '</script>' . "\r\n";
}

else
{
    echo '<br />';
    echo 'setup_main_function_1_choosing = ' . $setup_main_function_1_choosing . '<br />';
    echo '<br />';

    if ($setup_main_function_1_choosing == "5")
    {
        echo 'integer_1 = ' . $integer_1 . '<br />';
        echo 'integer_2 = ' . $integer_2 . '<br />';

        if ($mode_main_function_1_choosing == "2")
        {
            echo 'float_1_1 = ' . $float_1_1 . '<br />';
            echo 'float_1_2 = ' . $float_1_2 . '<br />';
        }

        if ($mode_main_function_1_choosing == "3")
        {
            echo 'float_2_1 = ' . $float_2_1 . '<br />';
            echo 'float_2_2 = ' . $float_2_2 . '<br />';
        }

        if ($mode_main_function_1_choosing == "2" ||
            $mode_main_function_1_choosing == "3" )
        {
            echo 'integer_3 = ' . $integer_3 . '<br />';
            echo 'float_3 = ' . $float_3 . '<br />';
        }
    }

    $setup_main_function_1_checked = "yes";
}
}
?>

```

Template 12 or 13

Modification of Template 6

cf. Template 16

Template 12: form-setup_main_function_1_choosing.php (cf. Templates 6 and 4)

Script

```
<script type="text/javascript">
  function personal_setup_main_function_1_setting()
  {
<?php
/*
  if (navigator.appName == "Microsoft Internet Explorer")
  {
    document.getElementById("setup_main_function_1_choosing")
      .childNodes[8].childNodes[0]
      .checked
    = true;
  }

  else
// if (navigator.userAgent.search("Chrome")    != -1 ||
//   navigator.userAgent.search("Firefox")    != -1 ||
//   navigator.userAgent.search("Opera")      != -1 ||
//   navigator.userAgent.search("Safari")     != -1 ||
//   navigator.userAgent.search("Navigator") != -1 )
  {
    document.getElementById("setup_main_function_1_choosing")
      .childNodes[17].childNodes[1]
      .checked
    = true;
  }
*/
?>
  default_choosing("setup_main_function_1_choosing", 8, 17);
}
</script>
```

```

<fieldset id="setup_main_function_1_choosing" style="width: 320pt">

<label>
<input type="radio" name="setup_main_function_1_choosing" value="1"
  <?php
    if ($setup_main_function_1_choosing == "1")
    {
      echo 'checked = "checked"';

      $setup_main_function_1_choice = "setup_main_function_1_choice_1";
    }
  ?>
/>

  Description for the setup choice 1 of the main function 1
</label>
<br />

  .
  .
  .

<label>
<input type="radio" name="setup_main_function_1_choosing" value="5"
      id="personal_setup_main_function_1"
  <?php
    if ($setup_main_function_1_choosing == "5")
    {
      echo 'checked = "checked"';

      $setup_main_function_1_choice = "personal_setup_main_function_1";
    }
  ?>
/>

  Personal setup for the main function 1:
</label>
<br />

```

```

<span style="margin-left: 18pt">
  <label for="personal_setup_main_function_1">
    integer_1 =
  </label>
</span>
<input class="table" type="text" name="integer_1"
  style="width: 60pt"
  onclick="personal_setup_main_function_1_setting()"
  <?php
    if ($setup_main_function_1_choosing == "5")
    {
      echo 'value=' . $integer_1 . ' ';
    }
  ?>
  /><label for="personal_setup_main_function_1">,
  integer_2 =
</label>
<input class="table" type="text" name="integer_2"
  style="width: 60pt"
  onclick="personal_setup_main_function_1_setting()"
  <?php
    if ($setup_main_function_1_choosing == "5")
    {
      echo 'value=' . $integer_2 . ' ';
    }
  ?>
  />
<br />
<?php
if ($mode_main_function_1_choosing == "2")
{
  echo ' <span style="margin-left: 18pt">' . "\r\n";
  echo ' <label for="personal_setup_main_function_1">' . "\r\n";
  echo ' float_1_1 =' . "\r\n";
  echo ' </label>' . "\r\n";
  echo ' </span>' . "\r\n";
  echo ' <input class="table" type="text" name="float_1_1"' . "\r\n";
  echo ' style="width: 60pt"' . "\r\n";
  echo ' onclick="personal_setup_main_function_1_setting()" . "\r\n";
  if ($setup_main_function_1_choosing == "5")
  {
    echo ' value=' . $float_1_1 . ' ' . "\r\n";
  }
  echo ' /><label for="personal_setup_main_function_1">,' . "\r\n";
  echo ' float_1_2 =' . "\r\n";
  echo ' </label>' . "\r\n";
  echo ' <input class="table" type="text" name="float_1_2"' . "\r\n";
  echo ' style="width: 60pt"' . "\r\n";
  echo ' onclick="personal_setup_main_function_1_setting()" . "\r\n";
  if ($setup_main_function_1_choosing == "5")
  {
    echo ' value=' . $float_1_2 . ' ' . "\r\n";
  }
  echo ' />' . "\r\n";
}
?>

```

```

<?php
if ($mode_main_function_1_choosing == "3")
{
    echo ' <span style="margin-left: 18pt">' . "\r\n";
    echo ' <label for="personal_setup_main_function_1">' . "\r\n";
    echo ' float_2_1 =' . "\r\n";
    echo ' </label>' . "\r\n";
    echo ' </span>' . "\r\n";
    echo ' <input class="table" type="text" name="float_2_1"' . "\r\n";
    echo ' style="width: 60pt"' . "\r\n";
    echo ' onclick="personal_setup_main_function_1_setting()" . "\r\n";
    if ($setup_main_function_1_choosing == "5")
    {
        echo ' value=" . $float_2_1 . \'' . "\r\n";
    }
    echo ' /><label for="personal_setup_main_function_1">,' . "\r\n";
    echo ' float_2_2 =' . "\r\n";
    echo ' </label>' . "\r\n";
    echo ' <input class="table" type="text" name="float_2_2"' . "\r\n";
    echo ' style="width: 60pt"' . "\r\n";
    echo ' onclick="personal_setup_main_function_1_setting()" . "\r\n";
    if ($setup_main_function_1_choosing == "5")
    {
        echo ' value=" . $float_2_2 . \'' . "\r\n";
    }
    echo ' />' . "\r\n";
    echo ' . "\r\n";
}
?>

<?php
if ($mode_main_function_1_choosing == "2" ||
    $mode_main_function_1_choosing == "3" )
{
    echo ' <br />' . "\r\n";
    echo ' <span style="margin-left: 18pt">' . "\r\n";
    echo ' <label for="personal_setup_main_function_1">' . "\r\n";
    echo ' integer_3 =' . "\r\n";
    echo ' </label>' . "\r\n";
    echo ' </span>' . "\r\n";
    echo ' <input class="table" type="text" name="integer_3"' . "\r\n";
    echo ' style="width: 60pt"' . "\r\n";
    echo ' onclick="personal_setup_main_function_1_setting()" . "\r\n";
    if ($setup_main_function_1_choosing == "5")
    {
        echo ' value=" . $integer_3 . \'' . "\r\n";
    }
    echo ' /><label for="personal_setup_main_function_1">,' . "\r\n";
    echo ' float_3 =' . "\r\n";
    echo ' </label>' . "\r\n";
    echo ' <input class="table" type="text" name="float_3"' . "\r\n";
    echo ' style="width: 60pt"' . "\r\n";
    echo ' onclick="personal_setup_main_function_1_setting()" . "\r\n";
    if ($setup_main_function_1_choosing == "5")
    {
        echo ' value=" . $float_3 . \'' . "\r\n";
    }
    echo ' />' . "\r\n";
    echo ' <br />;' . "\r\n";
}
?>

</fieldset>

```

```
mode_main_function_1_choosing = 1
mode_main_function_1_choice = mode_main_function_1_choice_1
```

[Top](#)

Setup for the main function

Setup choice for the main function 1

- Description for the setup choice 1 of the main function 1
- Description for the setup choice 2 of the main function 1
- Description for the setup choice 3 of the main function 1
- Description for the setup choice 4 of the main function 1
- Personal setup for the main function 1:
integer_1 = , integer_2 =

[Top](#)

[Top](#)

Figure 6a: Setup for the chosen function (before submission, cf. Figure 5a).

[Top](#)

Setup for the main function

Setup choice for the main function 1

- Description for the setup choice 1 of the main function 1
- Description for the setup choice 2 of the main function 1
- Description for the setup choice 3 of the main function 1
- Description for the setup choice 4 of the main function 1
- Personal setup for the main function 1:
integer_1 = , integer_2 =

setup_main_function_1_choosing = 1

[Top](#)

[Top](#)

Figure 6b: Setup for the chosen function (after submission, cf. Figure 5b).

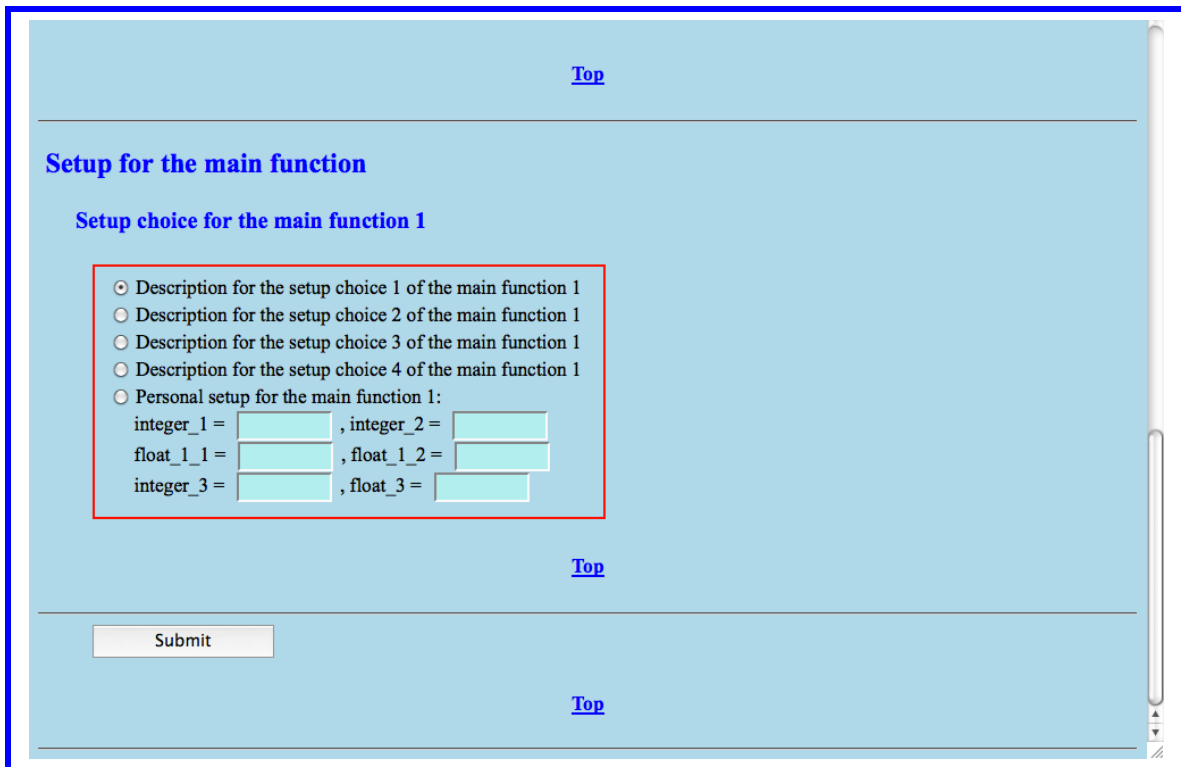


Figure 6c: Setup for the chosen function with `$mode_main_function_1_choosing = "2"` (before submission, cf. Figure 6a).

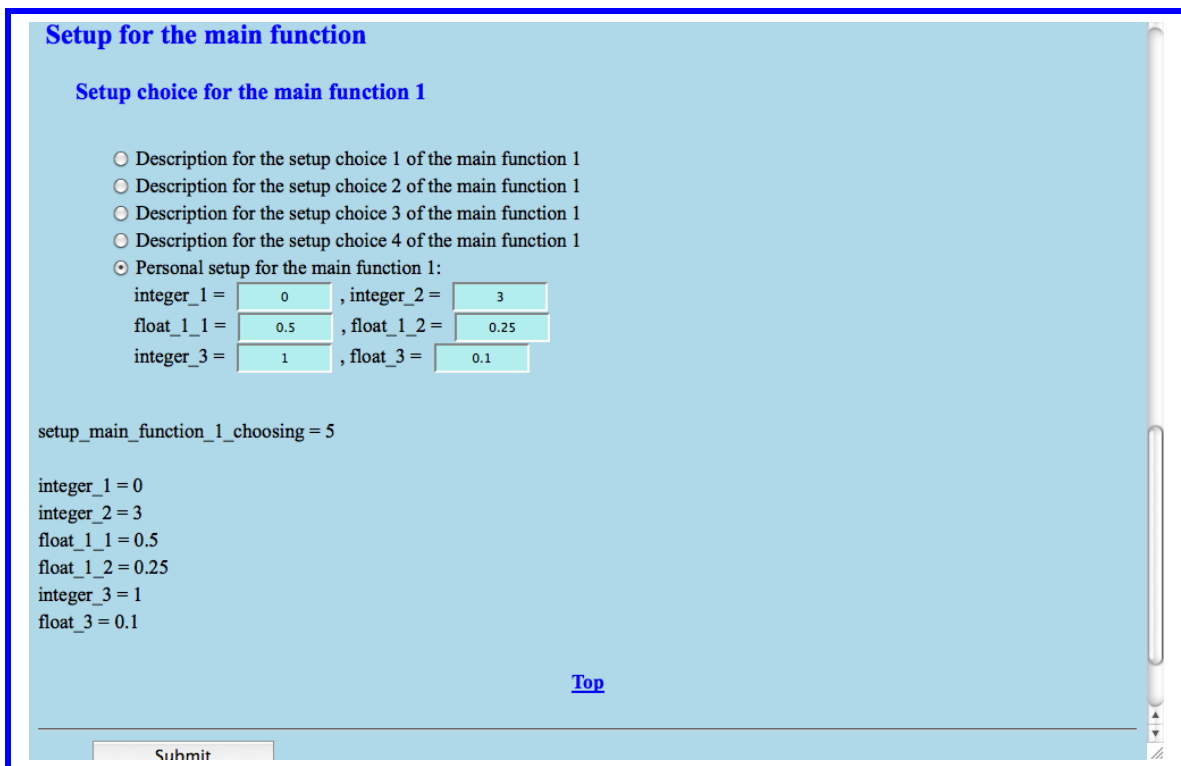


Figure 6d: Setup for the chosen function with `$mode_main_function_1_choosing = "2"` (after submission, cf. Figure 6b).

Template 13: Modification of form-setup_main_function_1_choosing.php (cf. Template 12)

Script

```
<script type="text/javascript">
  function personal_setup_main_function_1_setting()
  {
    .
    .
    .
  }
</script>

<fieldset id="setup_main_function_1_choosing" style="width: 320pt">

  .
  .
  .

<label>
<input type="radio" name="setup_main_function_1_choosing" value="5"
        id="personal_setup_main_function_1"

  <?php
    if ($setup_main_function_1_choosing == "5")
    {
      echo 'checked = "checked"';

      $setup_main_function_1_choice = "personal_setup_main_function_1";
    }
  ?>
/>

  Personal setup for the main function 1:
</label>
<br />
```

```

<span style="margin-left: 18pt">
  <label for="personal_setup_main_function_1">
    integer_1 =
  </label>
</span>
<select name="integer_1"
  onclick="personal_setup_main_function_1_setting()">

  <option value="nn"
    <?php
      if ($setup_main_function_1_choosing == "5" &&
          $integer_1 == nn
        )
      {
        echo 'selected = "selected"';
        checked = "checked"
      }
    ?>
    > &nbsp; &nbsp; &nbsp; &nbsp; nn
  </option>

  <option value="nn"
    <?php
      if ($setup_main_function_1_choosing == "5" &&
          $integer_1 == nn
        )
      {
        echo 'selected = "selected"';
      }
    ?>
    > &nbsp; &nbsp; &nbsp; &nbsp; nn
  </option>

  .
  .
  .

</select><label for="personal_setup_main_function_1">,
  integer_2 =
</label>
<select name="integer_2"
  onclick="personal_setup_main_function_1_setting()">

  <option value="nn"
    <?php
      if ($setup_main_function_1_choosing == "5" &&
          $integer_2 == nn
        )
      {
        echo 'selected = "selected"';
      }
    ?>
    > &nbsp; &nbsp; &nbsp; &nbsp; nn
  </option>

  .
  .
  .

</select>

.
.
.

```

```
<?php
  if ($mode_main_function_1_choosing == "2")
  {
    .
    .
    .
  }

  if ($mode_main_function_1_choosing == "3")
  {
    .
    .
    .
  }

  if ($mode_main_function_1_choosing == "2" ||
      $mode_main_function_1_choosing == "3" )
  {
    .
    .
    .
  }
?>

</fieldset>
```

```
mode_main_function_1_choosing = 1
mode_main_function_1_choice = mode_main_function_1_choice_1
```

[Top](#)

Setup for the main function

Setup choice for the main function 1

- Description for the setup choice 1 of the main function 1
- Description for the setup choice 2 of the main function 1
- Description for the setup choice 3 of the main function 1
- Description for the setup choice 4 of the main function 1
- Personal setup for the main function 1:
integer_1 = , integer_2 =

[Top](#)

[Top](#)

Figure 7: Modification of form-setup_main_function_1_choosing.php (cf. Figures 6a and 6c).

1.5 table

Template 14: `table-setup_item.php` (see Template 16)

Script

```
<table id="table-setup_item" border="1">

  <tr id="setup_item">

    <th> setup_item_1 </th>
    <th> setup_item_2 </th>
    <th> setup_item_3 </th>
    <th> setup_item_4 </th>
    <th> setup_item_5 </th>

  </tr>

  <tr>

    <td>
      <input class="table" type="text" name="setup_item_1"
        onclick="this.value=''"
      <?php
        if ($setup_item_1 != NULL)
        {
          echo 'value="' . $setup_item_1 . "'';
        }
      ?>
    </td>

    <td>
      <input class="table" type="text" name="setup_item_2"
        onclick="this.value=''"
      <?php
        if ($setup_item_2 != NULL)
        {
          if ($setup_item_2 <= setup_item_2_max)
          {
            echo 'value="' . $setup_item_2 . "'';
          }

          else
          {
            echo 'value="setup_item_2_max"';
          }
        }
      ?>
    </td>

  </tr>

</table>
```

```
<td>
  <input class="table" type="text" name="setup_item_3"
    onclick="this.value=''"
    <?php
      if ($setup_item_3 == 0.00001)
      {
        echo 'value="0"';
      }

      elseif ($setup_item_3 != NULL)
      {
        echo 'value="' . $setup_item_3 . "'';
      }
    ?>
  />
</td>

```

See Templates 56 and 57

```

.
.
.
</tr>
</table>
```

Setup for the main function

Setup choice for the main function 1

- Description for the setup choice 1 of the main function 1
- Description for the setup choice 2 of the main function 1
- Description for the setup choice 3 of the main function 1
- Description for the setup choice 4 of the main function 1
- Personal setup for the main function 1:
integer_1 = , integer_2 =

setup_main_function_1_choosing = 1

Setup table for the main function 1

setup_item_1	setup_item_2	setup_item_3	setup_item_4	setup_item_5
<input type="text"/>	<input type="text"/>	<input type="text"/>	<input type="text"/>	<input type="text"/>

[Top](#)

Figure 8: A setup table.

Template 15: default-setup_item.php

Script

```
<script type="text/javascript">
    document.getElementById("table-setup_item")
        .style.borderColor
    = "red";

    document.getElementById("table-setup_item")
        .border
    = "2";

    if (navigator.appName == "Microsoft Internet Explorer")
    {
        var setup_item_row
        = document.getElementById("setup_item")
            .nextSibling;

        setup_item_row.childNodes[0].childNodes[0]
            .value
        = "nn";

        setup_item_row.childNodes[1].childNodes[0]
            .value
        = "nn";

        setup_item_row.childNodes[2].childNodes[0]
            .value
        = "ff.ffff";

        setup_item_row.childNodes[3].childNodes[0]
            .value
        = "ff.ffff";

        setup_item_row.childNodes[4].childNodes[0]
            .value
        = "ff.ffff";
    }
}
```



```
else
//if (navigator.userAgent.search("Chrome")    != -1 ||
//  navigator.userAgent.search("Firefox")    != -1 ||
//  navigator.userAgent.search("Opera")      != -1 ||
//  navigator.userAgent.search("Safari")     != -1 ||
//  navigator.userAgent.search("Navigator") != -1 )
{
  var setup_item_row
= document.getElementById("setup_item")
  .nextSibling.nextSibling;

  setup_item_row.childNodes[1].childNodes[1]
    .value
= "nn";

  setup_item_row.childNodes[3].childNodes[1]
    .value
= "nn";

  setup_item_row.childNodes[5].childNodes[1]
    .value
= "ff.ffff";

  setup_item_row.childNodes[7].childNodes[1]
    .value
= "ff.ffff";

  setup_item_row.childNodes[9].childNodes[1]
    .value
= "ff.ffff";
}
</script>
```

Setup for the main function

Setup choice for the main function 1

- Description for the setup choice 1 of the main function 1
- Description for the setup choice 2 of the main function 1
- Description for the setup choice 3 of the main function 1
- Description for the setup choice 4 of the main function 1
- Personal setup for the main function 1:
integer_1 = , integer_2 =

setup_main_function_1_choosing = 1

Setup table for the main function 1

setup_item_1	setup_item_2	setup_item_3	setup_item_4	setup_item_5
<input type="text" value="nn"/>	<input type="text" value="nn"/>	<input type="text" value="ff.ffff"/>	<input type="text" value="ff.ffff"/>	<input type="text" value="ff.ffff"/>

[Top](#)

Figure 9: A setup table with default values (cf. Figure 8).

Template 16: Setup table for a group of entry (cf. Template 11)

Script

```
<?php
if ($setup_main_function_1_checked == "yes")
{
    echo '<h4> Setup table for the main function 1 </h4>' . "\r\n";

    $entry_No = 3;

    for ($n_entry = 1; $n_entry <= $entry_No; $n_entry ++ )
    {
        if ($setup_item_1[$n_entry] == NULL)
        {
            $setup_item_1[$n_entry] = $_POST["setup_item_1"][$n_entry];
        }

        if ($setup_item_2[$n_entry] == NULL)
        {
            $setup_item_2[$n_entry] = $_POST["setup_item_2"][$n_entry];
        }

        if ($setup_item_3[$n_entry] == NULL)
        {
            $setup_item_3[$n_entry] = $_POST["setup_item_3"][$n_entry];
        }

        if ($setup_item_4[$n_entry] == NULL)
        {
            $setup_item_4[$n_entry] = $_POST["setup_item_4"][$n_entry];
        }
    }

    if ($setup_entry_common == NULL)
    {
        $setup_entry_common = $_POST["setup_entry_common"];
    }

    // include("tables/table-setup_item.php");
    // include("default_choices/default-setup_item.php");
    .
    .
    .

    include("tables/table-setup_item_head.php");
    for ($n_entry = 1; $n_entry <= $entry_No; $n_entry ++ )
    {
        include("tables/table-setup_item_entry.php");
    }
    include("tables/table-setup_item_entry_common.php");
    echo '</table>' . "\r\n";
```

See Sec. B.5.4

Template 14

Template 15

Template 46

Template 17

Template 18

Template 19

```

for ($n_entry = 1; $n_entry <= $entry_No; $n_entry ++)
{
    if ($setup_item_1[$n_entry] == NULL ||
        $setup_item_2[$n_entry] == NULL ||
        $setup_item_3[$n_entry] == NULL ||
        $setup_item_4[$n_entry] == NULL ||
        $setup_entry_common == NULL )
    {
        include("default_choices/default-setup_item_head.php");
        for ($n_entry = 1; $n_entry <= $entry_No; $n_entry ++)
        {
            include("default_choices/default-setup_item_entry.php");
        }
        include("default_choices/default-setup_item_entry_common.php");

        break;
    }

    else
    {
        echo '<br />';
        echo 'setup_item_1[' . $n_entry . '] = ' . $setup_item_1[$n_entry] . '<br />';
        echo 'setup_item_2[' . $n_entry . '] = ' . $setup_item_2[$n_entry] . '<br />';
        echo 'setup_item_3[' . $n_entry . '] = ' . $setup_item_3[$n_entry] . '<br />';
        echo 'setup_item_4[' . $n_entry . '] = ' . $setup_item_4[$n_entry] . '<br />';
    }

    if ($n_entry == $entry_No)
    {
        echo '<br />';
        echo 'setup_entry_common = ' . $setup_entry_common . '<br />';
        echo '<br />';

        $setup_item_checked = "yes";
    }
}

.
.
.

}
?>

<?php

.
.
.

?>

```

Template 20

Template 21

Template 22

cf. Template 11

Templates 50 + 51

Templates 25 and/or 29

Template 17: table-setup_item_head.php (cf. Template 14)

Script

```
<table id="table-setup_item" border="1">

  <tr id="setup_item">

    <th style="width: 60pt"> entry </th>

    <th> setup_item_1 </th>
    <th> setup_item_2 </th>
    <th> setup_item_3 </th>
    <th> setup_item_4 </th>

  </tr>
```



```
<td>
  <input class="table" type="text" name="setup_item_3[<?php echo $n_entry; ?>]"
    onclick="this.value=''"
    <?php
      if ($setup_item_3[$n_entry] == 0.00001)
      {
        echo 'value="0"';
      }

      elseif ($setup_item_3[$n_entry] != NULL)
      {
        echo 'value="' . $setup_item_3[$n_entry] . "'';
      }
    ?>
  />
</td>

<td>
  <input class="table" type="text" name="setup_item_4[<?php echo $n_entry; ?>]"
    .
    .
    .
  </td>
</tr>
```

Template 19: table-setup_item_entry_common.php (cf. Template 14)

Script

```
<tr>

  <td style="width: 60pt; border-right-style: none">
    <input class="table" type="text" name="setup_entry_common" style="width: 50pt"
      onclick="this.value=''"
    <?php
      if ($setup_entry_common != NULL)
      {
        if ($setup_entry_common <= $setup_entry_common_max)
        {
          echo 'value="' . $setup_entry_common . "'';
        }

        else
        {
          echo 'value="' . $setup_entry_common_max . "'';
        }
      }
    ?>
  />
</td>

  <th colspan="4" style="text-align: left; border-left-style: none">
    unit of setup_entry_common (max. <?php echo $setup_entry_common_max; ?>)
  </th>

</tr>
```


Description for the setup choice 4 of the main function 1
 Personal setup for the main function 1:
integer_1 = , integer_2 =

setup_main_function_1_choosing = 1

Setup table for the main function 1

entry	setup_item_1	setup_item_2	setup_item_3	setup_item_4
entry[1]	<input type="text"/>	<input type="text"/>	<input type="text"/>	<input type="text"/>
entry[2]	<input type="text"/>	<input type="text"/>	<input type="text"/>	<input type="text"/>
entry[3]	<input type="text"/>	<input type="text"/>	<input type="text"/>	<input type="text"/>
<input type="text"/>	unit of setup_entry_common (max.)			

[Top](#)

[Top](#)

Figure 10: A setup table for a group of entry (cf. Figure 8).

Template 20: default-setup_item_head.php (cf. Template 15)

Script

```
<script type="text/javascript">
    document.getElementById("table-setup_item")
        .style.borderColor
    = "red";

    document.getElementById("table-setup_item")
        .border
    = "2";

    if (navigator.appName == "Microsoft Internet Explorer")
    {
        var n_Entry
        = document.getElementById("setup_item")
            .nextSibling;
    }

    else
    //if (navigator.userAgent.search("Chrome")    != -1 ||
    //    navigator.userAgent.search("Firefox")   != -1 ||
    //    navigator.userAgent.search("Opera")     != -1 ||
    //    navigator.userAgent.search("Safari")    != -1 ||
    //    navigator.userAgent.search("Navigator") != -1 )
    {
        var n_Entry
        = document.getElementById("setup_item")
            .nextSibling.nextSibling;
    }
</script>
```

Template 21: default-setup_item_entry.php (cf. Template 15)

Script

```
<script type="text/javascript">
  if (navigator.appName == "Microsoft Internet Explorer")
  {
    n_Entry.childNodes[1].childNodes[0]
      .value
    =
    <?php
      if ($main_function == "main_function_1")
      {
        echo "\n\n";
      }

      else
      {
        echo "\n\n";
      }
    ?>;

    n_Entry.childNodes[2].childNodes[0]
      .value
    =
    <?php
      if ($n_entry == 1)
      {
        if ($main_function == "main_function_1" &&
          $mode_main_function_1_choosing == "1" )
        {
          echo "\n\n";
        }

        else
        {
          echo "\n\n";
        }
      }

      elseif ($n_entry == 2 ||
        $n_entry == 3 )
      {
        if ($main_function == "main_function_1" &&
          ($mode_main_function_1_choosing == "2" ||
            $mode_main_function_1_choosing == "3" ) )
        {
          echo "\n\n";
        }

        else
        {
          echo "\n\n";
        }
      }

      else
      {
        echo "\n\n";
      }
    ?>;
  }
}
```

```
    n_Entry.childNodes[3].childNodes[0]
        .value
    = "ff.ffff";

    n_Entry.childNodes[4].childNodes[0]
        .value
    = "ff.ffff";

    n_Entry
    = n_Entry.nextSibling;
}
```

```

else
//if (navigator.userAgent.search("Chrome")    != -1 ||
//  navigator.userAgent.search("Firefox")    != -1 ||
//  navigator.userAgent.search("Opera")      != -1 ||
//  navigator.userAgent.search("Safari")     != -1 ||
//  navigator.userAgent.search("Navigator") != -1 )
{
    n_Entry.childNodes[3].childNodes[1]
        .value
    =
    <?php
    if ($main_function == "main_function_1")
    {
        echo ' "nn" ';
    }

    else
    {
        echo ' "nn" ';
    }
    ?>;

    n_Entry.childNodes[5].childNodes[1]
        .value
    =
    <?php
    if ($n_entry == 1)
    {
        if ($main_function == "main_function_1"    &&
            $mode_main_function_1_choosing == "1" )
        {
            echo ' "nn" ';
        }

        else
        {
            echo ' "nn" ';
        }
    }

    elseif ($n_entry == 2 ||
            $n_entry == 3 )
    {
        if ($main_function == "main_function_1"    &&
            ($mode_main_function_1_choosing == "2" ||
             $mode_main_function_1_choosing == "3" ) )
        {
            echo ' "nn" ';
        }

        else
        {
            echo ' "nn" ';
        }
    }

    else
    {
        echo ' "nn" ';
    }
    ?>;

```

```
    n_Entry.childNodes[7].childNodes[1]
      .value
  = "ff.ffff";

  n_Entry.childNodes[9].childNodes[1]
    .value
  = "ff.ffff";

  n_Entry
  = n_Entry.nextSibling.nextSibling;
}
</script>
```

Template 22: default-setup_item_entry_common.php (cf. Template 15)

Script

```
<script type="text/javascript">
  if (navigator.appName == "Microsoft Internet Explorer")
  {
    n_Entry.childNodes[0].childNodes[0]
      .value
    = "nn";

    n_Entry
    = n_Entry.nextSibling;
  }

  else
  //if (navigator.userAgent.search("Chrome")    != -1 ||
  //  navigator.userAgent.search("Firefox")    != -1 ||
  //  navigator.userAgent.search("Opera")      != -1 ||
  //  navigator.userAgent.search("Safari")     != -1 ||
  //  navigator.userAgent.search("Navigator") != -1 )
  {
    n_Entry.childNodes[1].childNodes[1]
      .value
    = "nn";

    n_Entry
    = n_Entry.nextSibling.nextSibling;
  }
</script>
```

Description for the setup choice 4 of the main function 1
 Personal setup for the main function 1:
integer_1 = , integer_2 =

setup_main_function_1_choosing = 1

Setup table for the main function 1

entry	setup_item_1	setup_item_2	setup_item_3	setup_item_4
entry[1]	<input type="text" value="nn"/>	<input type="text" value="nn"/>	<input type="text" value="ff.ffff"/>	<input type="text" value="ff.ffff"/>
entry[2]	<input type="text" value="nn"/>	<input type="text" value="nn"/>	<input type="text" value="ff.ffff"/>	<input type="text" value="ff.ffff"/>
entry[3]	<input type="text" value="nn"/>	<input type="text" value="nn"/>	<input type="text" value="ff.ffff"/>	<input type="text" value="ff.ffff"/>
<input type="text" value="nn"/>	unit of setup_entry_common (max.)			

[Top](#)

[Top](#)

Figure 11a: A setup table for a group of entry with default values (before submission, cf. Figures 9 and 10).

Setup table for the main function 1

entry	setup_item_1	setup_item_2	setup_item_3	setup_item_4
entry[1]	<input type="text" value="nn"/>	<input type="text" value="nn"/>	<input type="text" value="ff.ffff"/>	<input type="text" value="ff.ffff"/>
entry[2]	<input type="text" value="nn"/>	<input type="text" value="nn"/>	<input type="text" value="ff.ffff"/>	<input type="text" value="ff.ffff"/>
entry[3]	<input type="text" value="nn"/>	<input type="text" value="nn"/>	<input type="text" value="ff.ffff"/>	<input type="text" value="ff.ffff"/>
<input type="text" value="nn"/>	unit of setup_entry_common (max.)			

```

setup_item_1[1] = nn
setup_item_2[1] = nn
setup_item_3[1] = ff.ffff
setup_item_4[1] = ff.ffff

setup_item_1[2] = nn
setup_item_2[2] = nn
setup_item_3[2] = ff.ffff
setup_item_4[2] = ff.ffff

setup_item_1[3] = nn
setup_item_2[3] = nn
setup_item_3[3] = ff.ffff
setup_item_4[3] = ff.ffff

setup_entry_common = nn

```

Figure 11b: A setup table for a group of entry with default values (after submission, cf. Figures 9 and 10).

Chapter 2

File Handling

2.1 Unique file name generating

Template 23: Keeping the generated name when reloading the current page (cf. Template 24)

Script

```
<?php
if ($main_function != NULL &&
    $mode_checked == "yes" )
{
    /* Generate an unique folder name for uploaded files *****/
    /* Folder name will be kept *****/
    /* when the user "re-submits" *****/
    /* as well as reloads the page *****/

    $personal_file_folder = "tmp/uploaded_files";

    if ($personal_file_date == NULL ||
        $personal_file_time == NULL )
    {
        $personal_file_date = $_POST["personal_file_date"];
        $personal_file_time = $_POST["personal_file_time"];
    }

    if ($_POST["personal_file_date"] == NULL ||
        $_POST["personal_file_time"] == NULL )
    {
        if ($personal_file_date == NULL ||
            $personal_file_time == NULL )
        {
            $personal_file_date = gmdate(y) . gmdate(m) . gmdate(d);
            $personal_file_time = gmdate(H) . gmdate(i) . gmdate(s);
        }
    }

    echo '<input type="hidden"' . "\r\n";
    echo '    name="personal_file_date"' . "\r\n";
    echo '    value="' . $personal_file_date . '"' . "\r\n";
    echo '    />' . "\r\n";

    echo '<input type="hidden"' . "\r\n";
    echo '    name="personal_file_time"' . "\r\n";
    echo '    value="' . $personal_file_time . '"' . "\r\n";
    echo '    />' . "\r\n";

    echo 'personal_file_date = ' . $personal_file_date . '<br />';
    echo 'personal_file_time = ' . $personal_file_time . '<br />';
    echo 'personal_file_folder = ' . $personal_file_folder . '<br />';
}
?>
```

The first time

Submit the fixed date/time

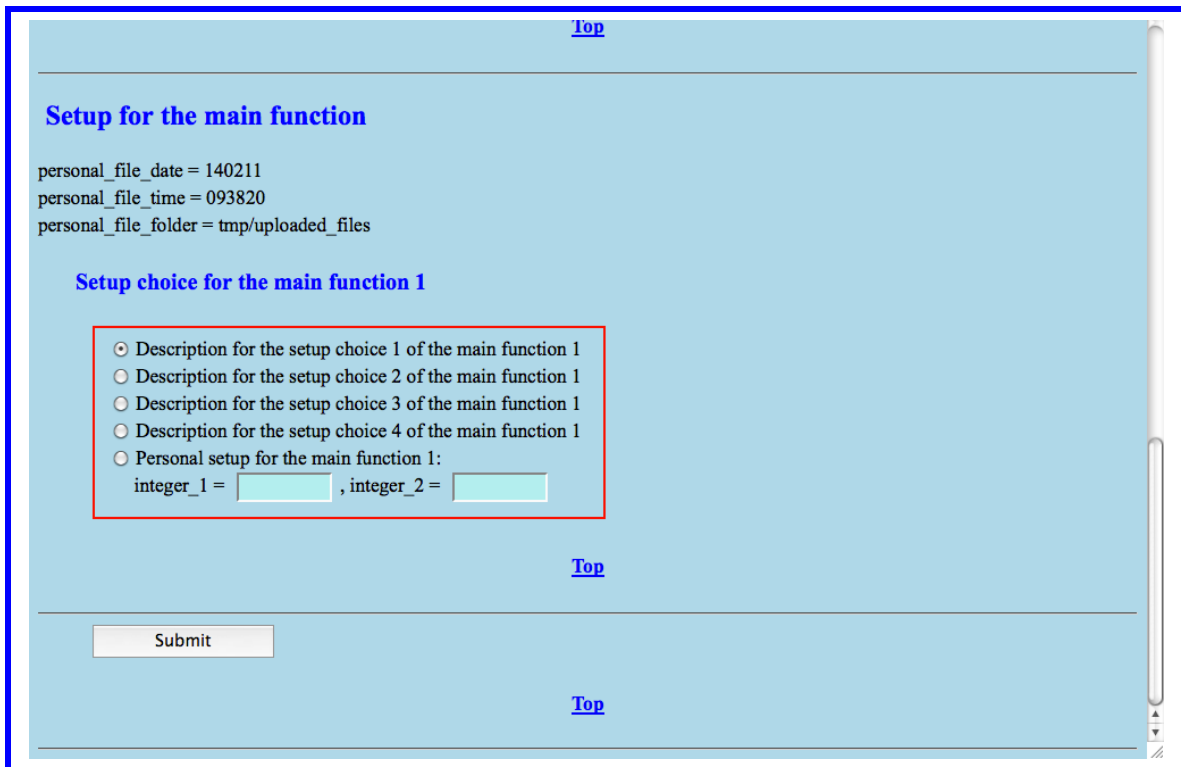


Figure 12a: Keeping the generated name when reloading the current page (before submission).

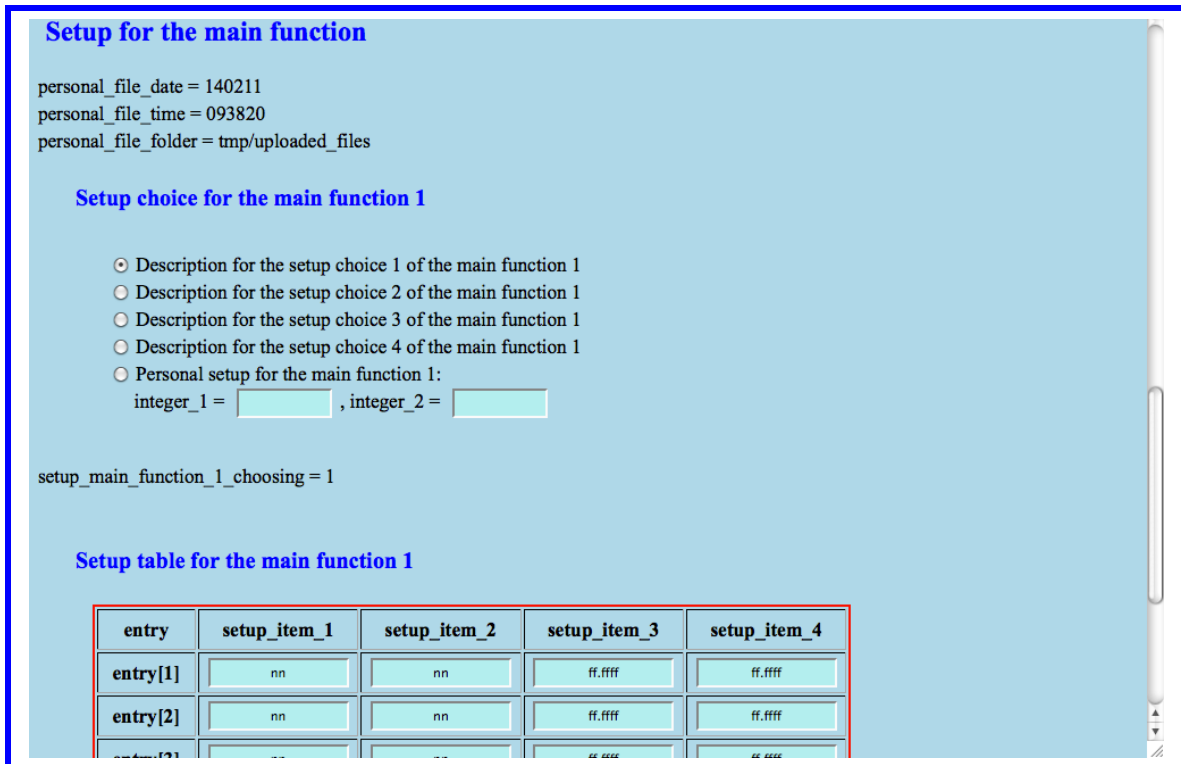


Figure 12b: Keeping the generated name when reloading the current page (after submission).

Template 24: Changing the generated name when reloading the current page (cf. Template 23)

Script

```

<?php
  if ($main_function != NULL &&
      $mode_checked == "yes" &&
      $setup_checked == "yes" )
  {
    /* Generate an unique file name for output plots *****/
    /* File name *****/
    /* will be changed when the user "re-submits", *****/
    /* while will be kept when the user "reloads" the page *****/

    $plot_output_folder = "tmp/output_plots";

    if ($plot_output_date == NULL ||
        $plot_output_time == NULL )
    {
      $plot_output_date = $_POST["plot_output_date"];
      $plot_output_time = $_POST["plot_output_time"];
    }

    $plot_output_file
    = "plot-" . $plot_output_date . "-" . $plot_output_time;

    $plot_output_date_tmp = gmdate(y) . gmdate(m) . gmdate(d);
    $plot_output_time_tmp = gmdate(H) . gmdate(i) . gmdate(s);

    echo '<input type="hidden"' . "\r\n";
    echo '   name="plot_output_date"' . "\r\n";
    echo '   value="' . $plot_output_date_tmp . '"' . "\r\n";
    echo ' />' . "\r\n";

    echo '<input type="hidden"' . "\r\n";
    echo '   name="plot_output_time"' . "\r\n";
    echo '   value="' . $plot_output_time_tmp . '"' . "\r\n";
    echo ' />' . "\r\n";

    echo 'plot_output_date = ' . $plot_output_date . '<br />';
    echo 'plot_output_date_tmp = ' . $plot_output_date_tmp . '<br />';

    echo 'plot_output_time = ' . $plot_output_time . '<br />';
    echo 'plot_output_time_tmp = ' . $plot_output_time_tmp . '<br />';

    echo '<br />';
    echo 'plot_output_folder = ' . $plot_output_folder . '<br />';
    echo 'plot_output_file = ' . $plot_output_file . '<br />';
  }
?>

```

Generate new date/time

Submit the new date/time

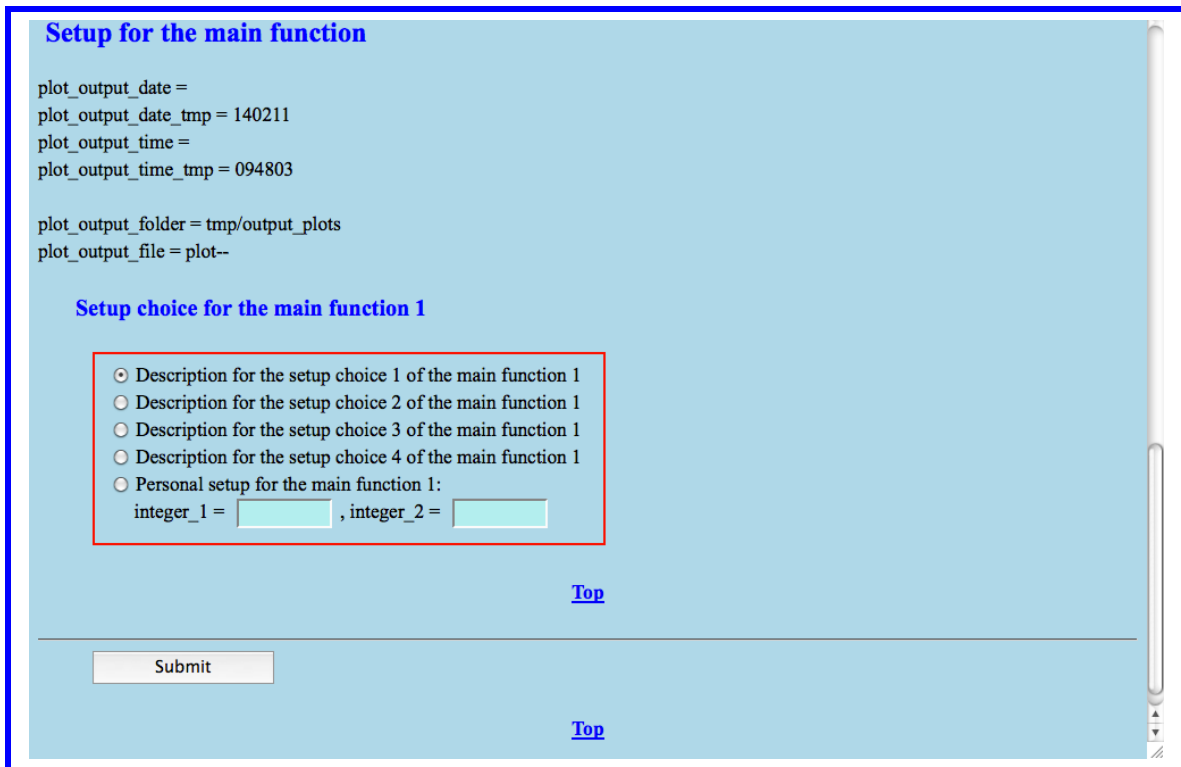


Figure 13a: Changing the generated name when reloading the current page (generating the name).

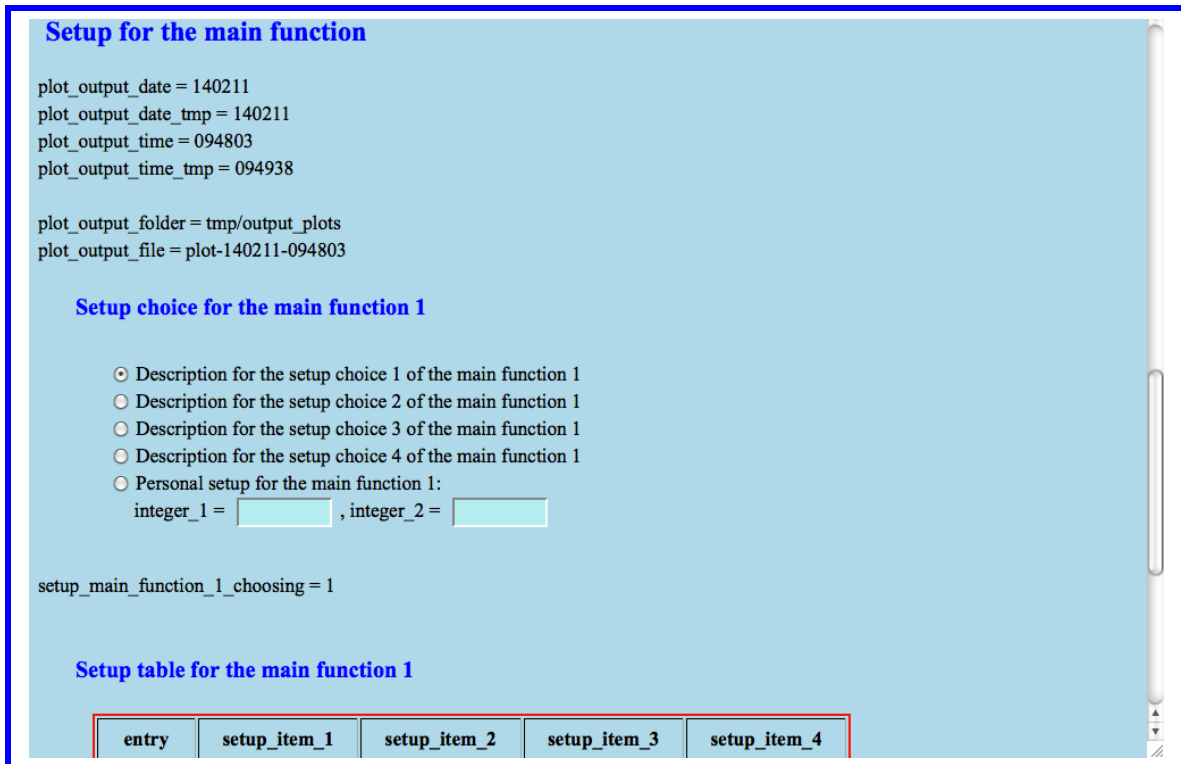


Figure 13b: Changing the generated name when reloading the current page (after submission).

Setup for the main function

```

plot_output_date = 140211
plot_output_date_tmp = 140211
plot_output_time = 094803
plot_output_time_tmp = 095115

plot_output_folder = tmp/output_plots
plot_output_file = plot-140211-094803

```

Setup choice for the main function 1

- Description for the setup choice 1 of the main function 1
- Description for the setup choice 2 of the main function 1
- Description for the setup choice 3 of the main function 1
- Description for the setup choice 4 of the main function 1
- Personal setup for the main function 1:
integer_1 = , integer_2 =

```

setup_main_function_1_choosing = 1

```

Setup table for the main function 1

entry	setup_item_1	setup_item_2	setup_item_3	setup_item_4
-------	--------------	--------------	--------------	--------------

Figure 13c: Changing the generated name when reloading the current page (after reloading).

Setup for the main function

```

plot_output_date = 140211
plot_output_date_tmp = 140211
plot_output_time = 095115
plot_output_time_tmp = 095232

plot_output_folder = tmp/output_plots
plot_output_file = plot-140211-095115

```

Setup choice for the main function 1

- Description for the setup choice 1 of the main function 1
- Description for the setup choice 2 of the main function 1
- Description for the setup choice 3 of the main function 1
- Description for the setup choice 4 of the main function 1
- Personal setup for the main function 1:
integer_1 = , integer_2 =

```

setup_main_function_1_choosing = 1

```

Setup table for the main function 1

entry	setup_item_1	setup_item_2	setup_item_3	setup_item_4
-------	--------------	--------------	--------------	--------------

Figure 13d: Changing the generated name when reloading the current page (after re-submission).

2.2 File uploading

Template 25: Modification of the ‘setup table for a group of entry’ (cf. Template 16)

Script

```
<?php
if ($setup_main_function_1_checked == "yes")
{
    echo '<h4> Setup table for the main function 1 </h4>' . "\r\n";

    $entry_No = 3;

    for ($n_entry = 1; $n_entry <= $entry_No; $n_entry ++)
    {
        if ($setup_item_1[$n_entry] == NULL)
        {
            $setup_item_1[$n_entry] = $_POST["setup_item_1"][$n_entry];
        }

        .
        .
        .

        if ($setup_item_4[$n_entry] == NULL)
        {
            $setup_item_4[$n_entry] = $_POST["setup_item_4"][$n_entry];
        }

        $personal_file_copy[$n_entry]
        = "pf-" . $personal_file_date . "-" . $personal_file_time . "-" . $n_entry . ".txt";

        if ($_FILES["personal_file"]["name"][$n_entry] != NULL)
        {
            $personal_file[$n_entry] = $_FILES["personal_file"]["name"][$n_entry];

            move_uploaded_file($_FILES["personal_file"]["tmp_name"][$n_entry],
                "$personal_file_folder/" . $personal_file_copy[$n_entry]);
        }

        elseif ($_POST["personal_file"][$n_entry] != NULL)
        {
            $personal_file[$n_entry] = $_POST["personal_file"][$n_entry];
        }

        if (file_exists("$personal_file_folder/$personal_file_copy[$n_entry]"))
        {
            echo '<input type="hidden"' . "\r\n";
            echo '    name="personal_file[' . $n_entry . ']"' . "\r\n";
            echo '    value="' . $personal_file[$n_entry] . '"' . "\r\n";
            echo '    />' . "\r\n";
        }
    }

    if ($setup_entry_common == NULL)
    {
        $setup_entry_common = $_POST["setup_entry_common"];
    }
}
```

See Sec. B.5.4

```

for ($n_entry = 1; $n_entry <= $entry_No; $n_entry ++)
{
    if ($personal_file[$n_entry] != NULL)
    {
        $personal_files = "yes";

        break;
    }
}

include("tables/table-setup_item_head.php");           Template 26
for ($n_entry = 1; $n_entry <= $entry_No; $n_entry ++)
{
    include("tables/table-setup_item_entry.php");       Template 27
}
include("tables/table-setup_item_entry_common.php");   Template 28
echo '</table>' . "\r\n";

for ($n_entry = 1; $n_entry <= $entry_No; $n_entry ++)
{
    if ($setup_item_1[$n_entry] == NULL                ||
        $setup_item_2[$n_entry] == NULL                ||
        $setup_item_3[$n_entry] == NULL                ||
        $setup_item_4[$n_entry] == NULL                ||
        $setup_entry_common == NULL                    ||
        ($personal_files == "yes"                      &&
         !file_exists("$personal_file_folder/$personal_file_copy[$n_entry]")) ) )
    {
        Check uploaded file
        include("default_choices/default-setup_item_head.php");   Template 20
        for ($n_entry = 1; $n_entry <= $entry_No; $n_entry ++)
        {
            include("default_choices/default-setup_item_entry.php");   Template 21
        }
        include("default_choices/default-setup_item_entry_common.php");   Template 22

        break;
    }
}

cf. Template 11

else
{
    echo '<br />';
    echo 'setup_item_1[' . $n_entry . '] = ' . $setup_item_1[$n_entry] . '<br />';
    echo 'setup_item_2[' . $n_entry . '] = ' . $setup_item_2[$n_entry] . '<br />';
    echo 'setup_item_3[' . $n_entry . '] = ' . $setup_item_3[$n_entry] . '<br />';
    echo 'setup_item_4[' . $n_entry . '] = ' . $setup_item_4[$n_entry] . '<br />';

    echo 'personal_file[' . $n_entry . '] = ' . $personal_file[$n_entry] . '<br />';
}

if ($n_entry == $entry_No)
{
    echo '<br />';
    echo 'setup_entry_common = ' . $setup_entry_common . '<br />';
    echo '<br />';

    $setup_item_checked = "yes";
}
}
}
}
?>

```


Template 26: Modification of table-setup_item_head.php (cf. Template 17)

Script

```
<table id="table-setup_item" border="1">

  <tr id="setup_item">

    <th style="width: 60pt"> entry </th>

    <th> setup_item_1 </th>
    <th> setup_item_2 </th>
    <th> setup_item_3 </th>
    <th> setup_item_4 </th>

    <th style="width: 150pt"> Personal files (max. 2 MB) </th>

    <?php
      if ($personal_files == "yes")
      {
//      for ($n_entry = 1; $n_entry <= $entry_No; $n_entry ++)
//      {
//          if ($personal_file[$n_entry] != NULL)
//          {
              echo '    <th style="width: 150pt"> Uploaded files </th>';

//          break;
//        }
//      }
//    }
    ?>

  </tr>
```

See Template 25

Template 27: Modification of table-setup_item_entry.php (cf. Template 18)

Script

```
<tr>

  <th style="width: 60pt">
    <?php echo 'entry[' . $n_entry . ']' . ' '; ?>
  </th>

  .
  .
  .

  <td>
    <input class="table" type="text" name="setup_item_4[<?php echo $n_entry; ?>]"
      .
      .
      .
  </td>

  <td>
    <input class="table" type="file" name="personal_file[<?php echo $n_entry; ?>]"
      style="height: 19.2pt; width: 150pt; text-align: left"
    />
  </td>

  <?php
  if ($personal_files == "yes")
  {
    echo '    <td style="text-align: left; width: 140pt;' . "\r\n";
    echo '        padding-left: 3pt; padding-right: 3pt">' . "\r\n";

    if ($personal_file[$n_entry] != NULL)
    {
      if (file_exists("$personal_file_folder/$personal_file_copy[$n_entry]"))
      {
        echo $personal_file[$n_entry];

//        echo '    <input type="hidden"' . "\r\n";
//        echo '        name="personal_file[' . $n_entry . ']' . "\r\n";
//        echo '        value="' . $personal_file[$n_entry] . '"' . "\r\n";
//        echo '    />' . "\r\n";
      }

      Moved to Template 25

    }

    else
    {
      echo '<span class="red">The file size is too large!</span>';
    }
  }

  else
  {
    echo '&nbsp;';
  }

  echo '</td>';
}
?>

</tr>
```

Template 28: Modification of `table-setup_item_entry_common.php` (cf. Template 19)

Script

```
<tr>

  <td style="width: 60pt; border-right-style: none">
    <input class="table" type="text" name="setup_entry_common" style="width: 50pt"
      onclick="this.value=''"
    <?php
      if ($setup_entry_common != NULL)
      {
        if ($setup_entry_common <= $setup_entry_common_max)
        {
          echo 'value="' . $setup_entry_common . "'';
        }

        else
        {
          echo 'value="' . $setup_entry_common_max . "'';
        }
      }
    ?>
  />
</td>

  <th colspan=
    <?php
      if ($personal_files == "yes")
      {
        echo "'6"';
        

|                  |
|------------------|
| Two columns more |
|------------------|


      }

      else
      {
        echo "'5"';
        

|                 |
|-----------------|
| One column more |
|-----------------|


      }
    ?>
    style="text-align: left; border-left-style: none">
    unit of setup_entry_common (max. setup_entry_common_max)
  </th>
</tr>
```

Description for the setup choice 4 of the main function 1
 Personal setup for the main function 1:
 integer_1 = , integer_2 =

setup_main_function_1_choosing = 1

Setup table for the main function 1

entry	setup_item_1	setup_item_2	setup_item_3	setup_item_4	Personal files (max. 2 MB)
entry[1]	<input type="text" value="nn"/>	<input type="text" value="nn"/>	<input type="text" value="ff.ffff"/>	<input type="text" value="ff.ffff"/>	<input type="button" value="瀏覽... 未選擇檔案。"/>
entry[2]	<input type="text" value="nn"/>	<input type="text" value="nn"/>	<input type="text" value="ff.ffff"/>	<input type="text" value="ff.ffff"/>	<input type="button" value="瀏覽... 未選擇檔案。"/>
entry[3]	<input type="text" value="nn"/>	<input type="text" value="nn"/>	<input type="text" value="ff.ffff"/>	<input type="text" value="ff.ffff"/>	<input type="button" value="瀏覽... 未選擇檔案。"/>
<input type="text" value="nn"/>	unit of setup_entry_common (max. setup_entry_common_max)				

[Top](#)

[Top](#)

Figure 14a: Modification of the setup table for uploading files (before submission, cf. Figure 11a).

Setup table for the main function 1

entry	setup_item_1	setup_item_2	setup_item_3	setup_item_4	Personal files (max. 2 MB)	Uploaded files
entry[1]	<input type="text" value="nn"/>	<input type="text" value="nn"/>	<input type="text" value="ff.ffff"/>	<input type="text" value="ff.ffff"/>	<input type="button" value="瀏覽... 未選擇檔案。"/>	MyPersonalFile-1.txt
entry[2]	<input type="text" value="nn"/>	<input type="text" value="nn"/>	<input type="text" value="ff.ffff"/>	<input type="text" value="ff.ffff"/>	<input type="button" value="瀏覽... 未選擇檔案。"/>	MyPersonalFile-2.txt
entry[3]	<input type="text" value="nn"/>	<input type="text" value="nn"/>	<input type="text" value="ff.ffff"/>	<input type="text" value="ff.ffff"/>	<input type="button" value="瀏覽... 未選擇檔案。"/>	
<input type="text" value="nn"/>	unit of setup_entry_common (max. setup_entry_common_max)					

```

setup_item_1[1] = nn
setup_item_2[1] = nn
setup_item_3[1] = ff.ffff
setup_item_4[1] = ff.ffff
personal_file[1] = MyPersonalFile-1.txt

setup_item_1[2] = nn
setup_item_2[2] = nn
setup_item_3[2] = ff.ffff
setup_item_4[2] = ff.ffff
personal_file[2] = MyPersonalFile-2.txt

```

[Top](#)

Figure 14b: Modification of setup table for uploading files (after submission, cf. Figure 11b).

Template 29: Uploading two files or typing texts (cf. Template 25)

Script

```
<?php
if ($main_function == "main_function_1" &&
    $mode_main_function_1_choice != NULL )
{
    echo '<h4> Function choice for the main function 1 </h4>' . "\r\n";

    if ($function_choosing == NULL)
    {
        $function_choosing = $_POST["function_choosing"];
    }

    if ($personal_function_text == NULL)
    {
        $personal_function_text = $_POST["personal_function_text"];
    }

    $personal_function_file_copy
    = "pf-" . $personal_file_date . "-" . $personal_file_time . "-copy.txt";

    if ($_FILES["personal_function_file"]["name"] != NULL)
    {
        $personal_function_file = $_FILES["personal_function_file"]["name"];

        move_uploaded_file($_FILES["personal_function_file"]["tmp_name"],
            "$personal_file_folder/" . $personal_function_file_copy);
    }

    elseif ($_POST["personal_function_file"] != NULL)
    {
        $personal_function_file = $_POST["personal_function_file"];
    }

    elseif ($function_choice == "function_user" &&
        $_POST["personal_function_text"] != NULL )
    {
        $personal_function_text_output
        = fopen("$personal_file_folder/" . $personal_function_file_copy, "w");

        fputs($personal_function_text_output,
            sprintf("\n"));
        fputs($personal_function_text_output,
            sprintf("%s\n", $_POST["personal_function_text"]));
        fputs($personal_function_text_output,
            sprintf("\n"));

        fclose($personal_function_text_output);

        $personal_function_file = $personal_function_file_copy;
    }

    if (file_exists("$personal_file_folder/$personal_function_file_copy") &&
        $personal_function_file != $personal_function_file_copy )
    {
        echo '<input type="hidden"' . "\r\n";
        echo '     name="personal_function_file"' . "\r\n";
        echo '     value="' . $personal_function_file . '"' . "\r\n";
        echo '     />' . "\r\n";
    }
}
```

Just after file 1 uploading

File 1 not uploaded or already uploaded

Copy the typed text 1 into a file

File 1 uploaded, not typed

```

if ($personal_function2_text == NULL)
{
    $personal_function2_text = $_POST["personal_function2_text"];
}

$personal_function2_file_copy
= "pf-" . $personal_file_date . "-" . $personal_file_time . "-copy2.txt";

.
.
.


For file/text 2


.

if (file_exists("$personal_file_folder/$personal_function2_file_copy") &&
    $personal_function2_file != $personal_function2_file_copy )
{
    echo '<input type="hidden"' . "\r\n";
    echo '    name="personal_function2_file"' . "\r\n";
    echo '    value="' . $personal_function2_file . '"' . "\r\n";
    echo '    />' . "\r\n";
}

include("forms/form-function_defining.php");


Template 30



if ($function_choosing == NULL ||
    ($function_choice == "function_user" &&
    !(file_exists("$personal_file_folder/$personal_function_file_copy")) ) ||
    ($function_choice == "function_user" &&
    $function2_needed == "yes" &&
    !(file_exists("$personal_file_folder/$personal_function2_file_copy")) ) )
{
    include("default_choices/default-function_choosing.php");


Modification of Template 6


}

else
{
    echo '<br />';
    echo 'function_choosing = ' . $function_choosing . '<br />';
    echo 'function_choice = ' . $function_choice . '<br />';

    $function_choice_setting = "yes";
}
}
?>

```

Template 30: form-function_defining.php

Script

```
<script type="text/javascript">
<?php
/*
function personal_function_file_uploading()
{
    if (navigator.appName == "Microsoft Internet Explorer")
    {
        document.getElementById("setup_function")
            .childNodes[6].childNodes[0]
            .checked
            = true;
    }

    else
// if (navigator.userAgent.search("Chrome")    != -1 ||
//     navigator.userAgent.search("Firefox")    != -1 ||
//     navigator.userAgent.search("Opera")      != -1 ||
//     navigator.userAgent.search("Safari")     != -1 ||
//     navigator.userAgent.search("Navigator")  != -1 )
    {
        document.getElementById("setup_function")
            .childNodes[13].childNodes[1]
            .checked
            = true;
    }
}
*/
?>
function personal_function_file_uploading(form_id, n_IE, n_FF)
{
    if (navigator.appName == "Microsoft Internet Explorer")
    {
        document.getElementById(form_id)
            .childNodes[n_IE].childNodes[0]
            .checked
            = true;
    }

    else
// if (navigator.userAgent.search("Chrome")    != -1 ||
//     navigator.userAgent.search("Firefox")    != -1 ||
//     navigator.userAgent.search("Opera")      != -1 ||
//     navigator.userAgent.search("Safari")     != -1 ||
//     navigator.userAgent.search("Navigator")  != -1 )
    {
        document.getElementById(form_id)
            .childNodes[n_FF].childNodes[1]
            .checked
            = true;
    }
}
}
```

n_FF is usually equal to 2 * n_IE + 1

```
function personal_function_text_expanding(text_id, text_height)
{
    document.getElementById(text_id)
        .style.height
    = text_height;
}

function personal_function_text_shrinking(text_id)
{
    document.getElementById(text_id)
        .style.height
    = "50pt";
}
</script>
```



```

<fieldset id="setup_function" style="width:
<?php
  if ($function2_needed == "yes")
  {
    echo '500';
  }
  else
  {
    echo '425';
  }
?>pt">

<?php
  include("forms/form-function_choosing.php");
?>

<?php
  echo '<label for="function_user">' . "\r\n";
  echo '<span style="margin-left: 19pt">Upload file' . "\r\n";
  if ($function2_needed == "yes")
  {
    echo 's';
  }
  echo ':</span>' . "\r\n";
  echo '</label>' . "\r\n";
?>

<input class="upload" type="file" name="personal_function_file"
  onclick="personal_function_file_uploading('setup_function', 6, 13)"
  />
<br />

<?php
  if ($function2_needed == "yes")
  {
    echo '<span style="margin-left: 19pt; color: #ADD8E6">' . "\r\n";
    echo ' Upload files:' . "\r\n";
    echo '</span>' . "\r\n";

    echo '<input class="upload" type="file" name="personal_function2_file"' . "\r\n";
// echo ' onclick="personal_function_file_uploading()" . "\r\n";
    echo ' onclick="personal_function_file_uploading(' . "\r\n";
    echo "'setup_function' . ', 6, 13)'" . "\r\n";
    echo ' />' . "\r\n";
    echo ' (for .....)' . "\r\n";
    echo ' <br />' . "\r\n";
  }
?>

```

Template 31

For uploading files

For file 1

For file 2

```

<?php
echo '<label for="function_user">'
echo '<span style="margin-left: 19pt">Type definition'
if ($function2_needed == "yes")
{
    echo 's';
}
echo '</span>'
echo '</label>'
?>

<?php
echo '<textarea name="personal_function_text"'
echo '    id="personal_function_text"'
echo '    style="vertical-align: middle;'
echo '        font-size: 8pt; height: 50pt; width: 300pt'
// echo '    onclick="personal_function_file_uploading();'
echo '    onclick="personal_function_file_uploading('
echo "'setup_function' . ', 6, 13)'"
echo '        personal_function_text_expanding('
echo "'personal_function_text', '100pt' . ')'"

// if ($personal_function_text == NULL &&
//     ($_FILES["personal_function_file"]["name"] == NULL &&
//     $_POST["personal_function_file"] == NULL ) )
if ($function_choice != "function_user")
{
    echo ' double function_user(double x)'
    echo ' {'
    echo '     return .....;'
    echo ' }'
}

elseif ($personal_function_text != NULL &&
        ($_FILES["personal_function_file"]["name"] == NULL &&
        $_POST["personal_function_file"] == NULL ) )
{
    echo $personal_function_text
}

elseif ($personal_function_text != NULL &&
        ($_FILES["personal_function_file"]["name"] != NULL ||
        $_POST["personal_function_file"] != NULL ) )
{
    echo
}

echo '</textarea>'
echo '    <br />'
?>

```

For uploading files

For text 1

The first time

File typed, not uploaded

File uploaded, not typed

```

<?php
if ($function2_needed == "yes")
{
    echo '<span style="margin-left: 19pt; color: #ADD8E6">' . "\r\n";
    echo '    Type definitions:' . "\r\n";
    echo '</span>' . "\r\n";

    echo '<textarea name="personal_function2_text"' . "\r\n";
    echo '        id="personal_function2_text"' . "\r\n";
    echo '        style="vertical-align: middle;' . "\r\n";
    echo '        font-size: 8pt; height: 50pt; width: 300pt"' . "\r\n";
// echo '        onclick="personal_function_file_uploading();' . "\r\n";
echo '        onclick="personal_function_file_uploading(' . "\r\n";
echo '"setup_function" . ', 6, 13)"' . "\r\n";
echo '        personal_function_text_expanding(' . "\r\n";
echo '"personal_function2_text', '150pt' . ')">' . "\r\n";

// if ($personal_function2_text == NULL &&
//     ($_FILES["personal_function2_file"]["name"] == NULL &&
//     $_POST["personal_function2_file"] == NULL ) )
if ($function_choice != "function_user")
{
    echo '    .....' . "\r\n";
}

elseif ($personal_function2_text != NULL &&
        ($_FILES["personal_function2_file"]["name"] == NULL &&
        $_POST["personal_function2_file"] == NULL ) )
{
    echo $personal_function2_text . "\r\n";
}

elseif ($personal_function2_text != NULL &&
        ($_FILES["personal_function2_file"]["name"] != NULL ||
        $_POST["personal_function2_file"] != NULL ) )
{
    echo . "\r\n";
}

echo '</textarea>' . "\r\n";
echo '    (for .....) . "\r\n";
echo '    <br />' . "\r\n";
}
?>

```

For text 2

The first time

File typed, not uploaded

File uploaded, not typed

```

<?php
if ($function_choice == "function_user")
{
    if ($personal_function_file != NULL                &&
        $personal_function_file != $personal_function_file_copy )
    {
        if (file_exists("$personal_file_folder/$personal_function_file_copy"))
        {
            echo '<b>Uploaded file';
            if ($function2_needed == "yes"                &&
                file_exists("$personal_file_folder/$personal_function2_file_copy") &&
                $personal_function2_file != NULL          &&
                $personal_function2_file != $personal_function2_file_copy )
            {
                File uploaded, not typed
            }
            echo 's';
        }
        echo ':</b> ' . $personal_function_file;
    }

    else
    {
        echo '<span class="red">Your file can not be uploaded!</span>' . "\r\n";
        For file 1
    }
}
}

```

```

if ($function2_needed == "yes")
{
if ($personal_function2_file != NULL                                &&
    $personal_function2_file != $personal_function2_file_copy )
{
File uploaded, not typed
if (file_exists("$personal_file_folder/$personal_function2_file_copy"))
{
if (file_exists("$personal_file_folder/$personal_function_file_copy") &&
    $personal_function_file != NULL                                &&
    $personal_function_file != $personal_function_file_copy )
{
File uploaded, not typed
echo ', ' ;
}
else
{
echo '<br />' . "\r\n";
echo '<b>Uploaded file: </b>' . "\r\n";
}
echo $personal_function2_file;
}

else
{
echo '<span class="red">';
if (file_exists("$personal_file_folder/$personal_function_file_copy"))
{
echo 'your';
}
else
{
echo 'Your';
}
echo ' file for ..... can not be uploaded!</span>' . "\r\n"; For file 2
}
}
}

if (($personal_function_file != NULL                                &&
    $personal_function_file != $personal_function_file_copy ) ||
    ($function2_needed == "yes"                                    &&
    ($personal_function2_file != NULL                                &&
    $personal_function2_file != $personal_function2_file_copy ) ) )
{
File(s) uploaded, not typed
echo '<br />' . "\r\n";
}
}
?>

```

```

<?php
if ($function_choice == "function_user")
{
    if ($personal_function_file != NULL                &&
        $personal_function_file == $personal_function_file_copy )
    {
        if (file_exists("$personal_file_folder/$personal_function_file_copy"))
        {
            echo '<b>Saved into file';
            if ($function2_needed == "yes"                &&
                file_exists("$personal_file_folder/$personal_function2_file_copy") &&
                $personal_function2_file != NULL          &&
                $personal_function2_file == $personal_function2_file_copy )
            {
                File typed, not uploaded
            }
            echo 's';
        }
        echo ':</b> ' . $personal_function_file . "\r\n";
    }

    else
    {
        echo '<span class="red">The text can not be saved!</span>' . "\r\n";
    }
}
}

```

```

if ($function2_needed == "yes")
{
if ($personal_function2_file != NULL                                &&
    $personal_function2_file == $personal_function2_file_copy )
{
File typed, not uploaded
if (file_exists("$personal_file_folder/$personal_function2_file_copy"))
{
if (file_exists("$personal_file_folder/$personal_function_file_copy") &&
    $personal_function_file != NULL                                &&
    $personal_function_file == $personal_function_file_copy )
{
File typed, not uploaded
echo ', '
}
else
{
echo '<b>Saved into file: </b>'
}
echo $personal_function2_file
}

else
{
echo '<span class="red">';
if (file_exists("$personal_file_folder/$personal_function_file_copy"))
{
echo 'the';
}
else
{
echo 'The';
}
echo ' text for ..... can not be saved!</span>'
}
}
}

if (($personal_function_file != NULL                                &&
    $personal_function_file == $personal_function_file_copy ) ||
    ($function2_needed == "yes"                                    &&
    ($personal_function2_file != NULL                                &&
    $personal_function2_file == $personal_function2_file_copy ) ) )
{
File(s) typed, not uploaded
echo '<br />'
}
}
?>

```

```
<b> Download: </b>
<?php
  echo '<a href="samples/sample-function_user.txt"      target="_blank">';
  echo ' sample for a user-defined function';
  echo '</a>';

  if ($function2_needed == "yes")
  {
    echo ', <a href="samples/sample-function2_user.txt" target="_blank">';
    echo 'for .....</a>' . "\r\n";
  }
?>
<br />
</fieldset>
```

Sample 1

Sample 2

Template 31: form-function_choosing.php (cf. Templates 4 and 12)

Script

```
<label>
<input type="radio" name="function_choosing" value="1"
  <?php
    if ($function_choosing == "1")
    {
      echo 'checked = "checked"';

      $function_choice = "function_1";
    }
  ?>
onclick="personal_function_text_shrinking('personal_function_text');
  <?php
    if ($function2_needed == "yes")
    {
      echo 'personal_function_text_shrinking(' . "'personal_function2_text'" . ');';
    }
  ?>"
/>

  Description for the function 1
</label>
<br />

  .
  .
  .

<label>
<input type="radio" name="function_choosing" value="4"
      id="function_user"
  <?php
    if ($function_choosing == "4")
    {
      echo 'checked = "checked"';

      $function_choice = "function_user";
    }
  ?>
/>

  Personal function
</label>
<br />
```

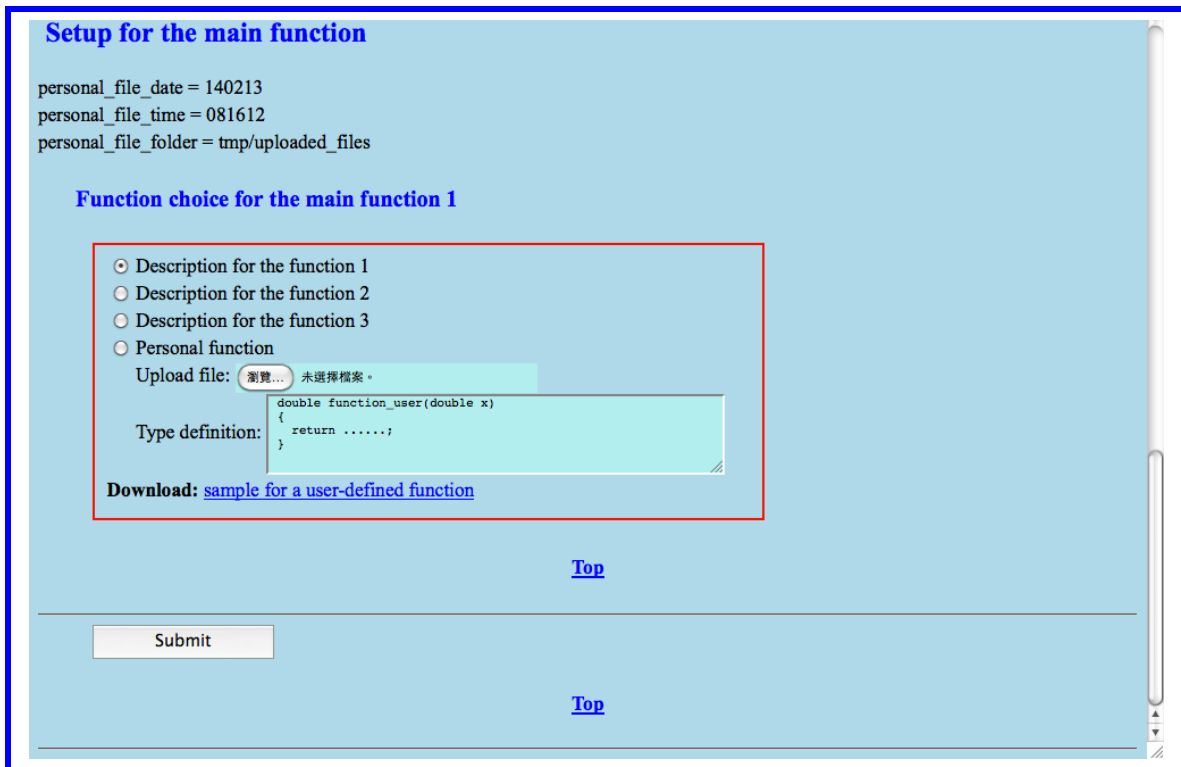


Figure 15a: Uploading only one file or typing one text (i.e., \$function2_needed != "yes").

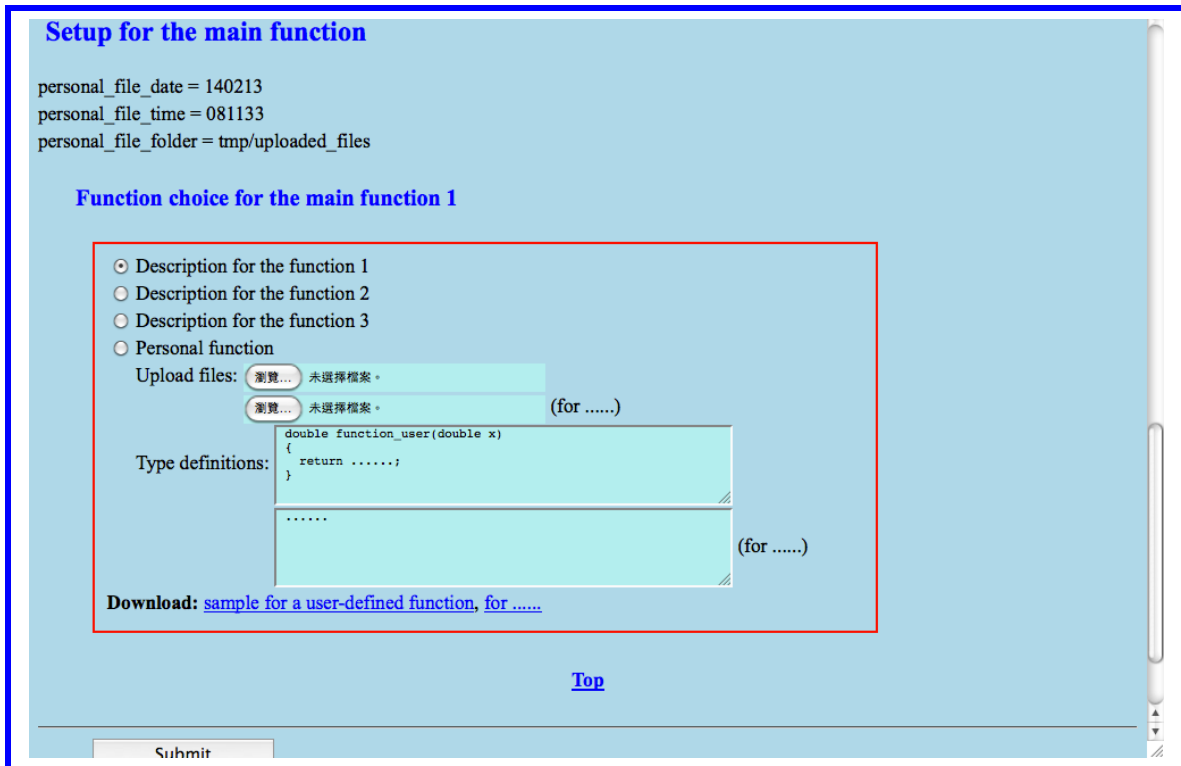


Figure 15b: Uploading two files or typing texts (i.e., \$function2_needed == "yes").

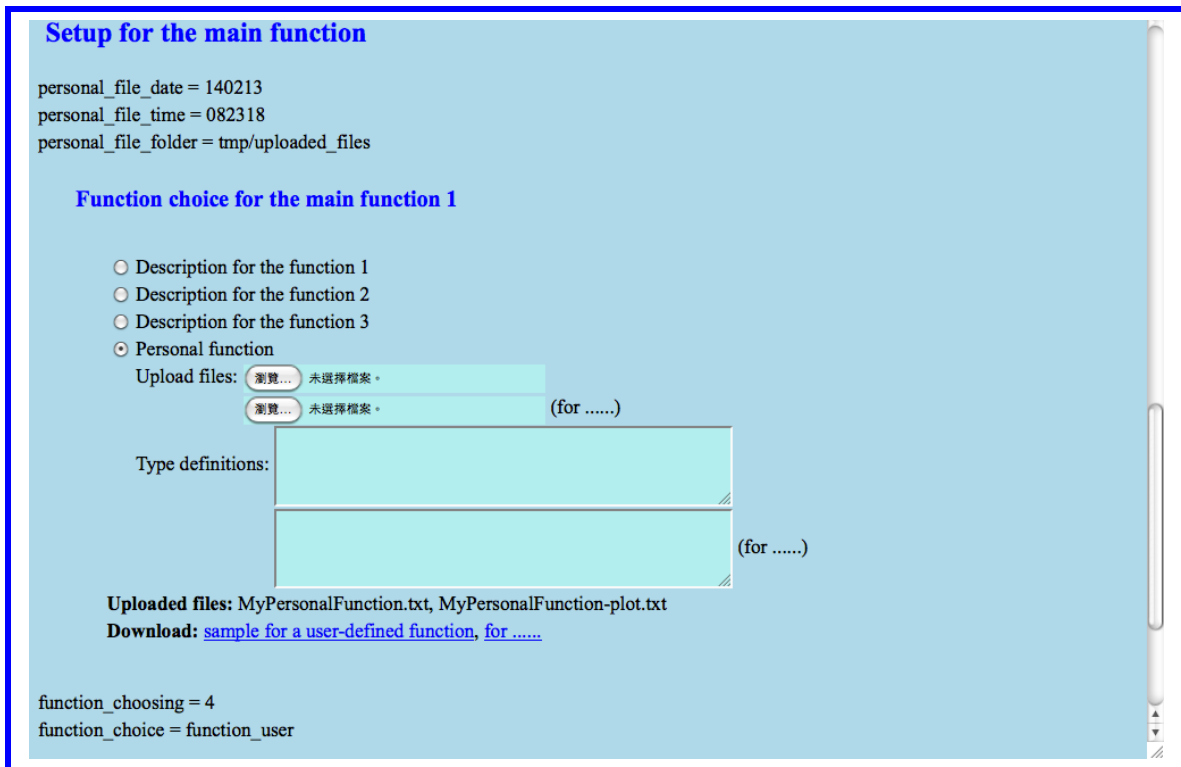


Figure 15c: Two files have been uploaded.

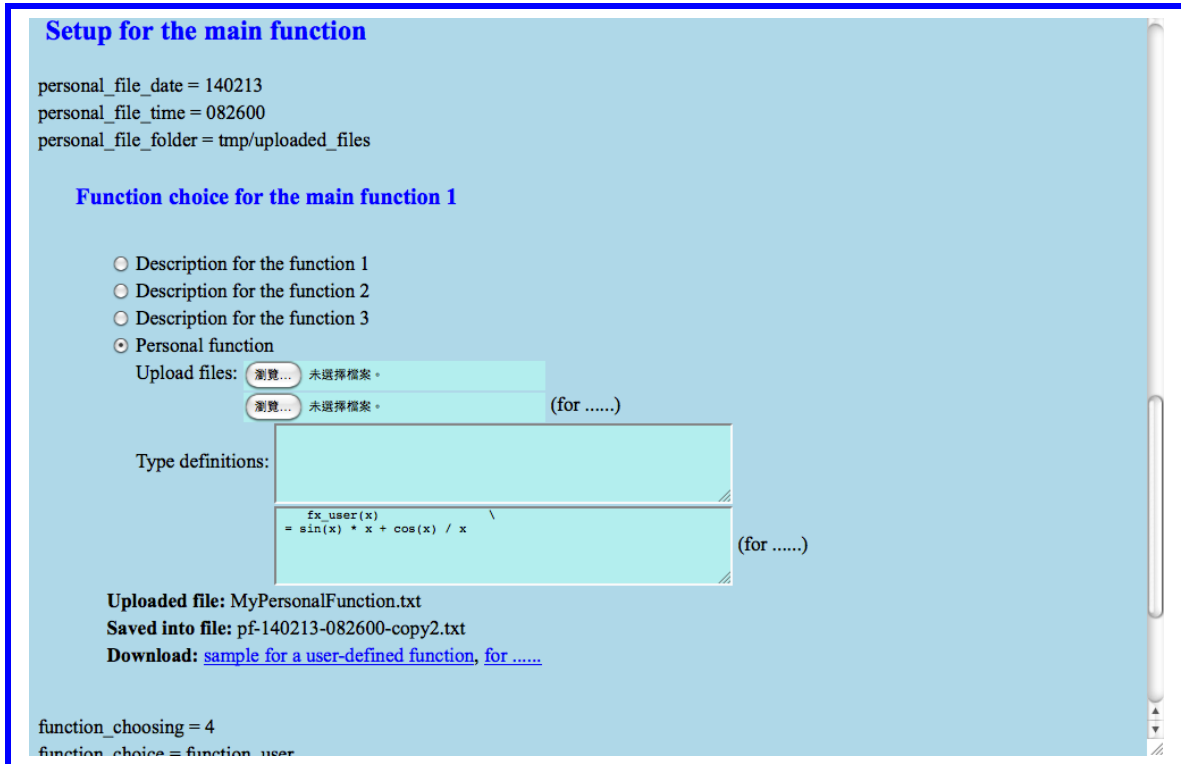


Figure 15d: Only one file has been uploaded, the “second” required function has been typed and saved.

Chapter 3

Special Effects

3.1 Option locking

Template 32: Modification of `form-main_functions.php` (cf. Template 4)

Script

```
<fieldset id="main_function_choosing" style="width: 330pt">

  <label>
  <input type="radio" name="main_function_choosing" value="1"
    <?php
      if ($main_function_choosing == "1")
      {
        echo 'checked = "checked"';

        $main_function = "main_function_1";
      }
    ?>
  />

  Description for the main function 1
  </label>
  <br />

  .
  .
  .

  <label>
  <input type="radio" name="main_function_choosing" value="5"
    onclick="this.checked=false"
    onmouseover="this.nextSibling.nextSibling.style.color='red'"
    onmouseout="this.nextSibling.nextSibling.style.color='black'"
    <?php
      if ($main_function_choosing == "5")
      {
        echo 'checked = "checked"';

        $main_function = "main_function_5";
      }
    ?>
  />

  Description for the main function 5
  <span>(will be released soon)</span>
  </label>
  <br />

</fieldset>
```

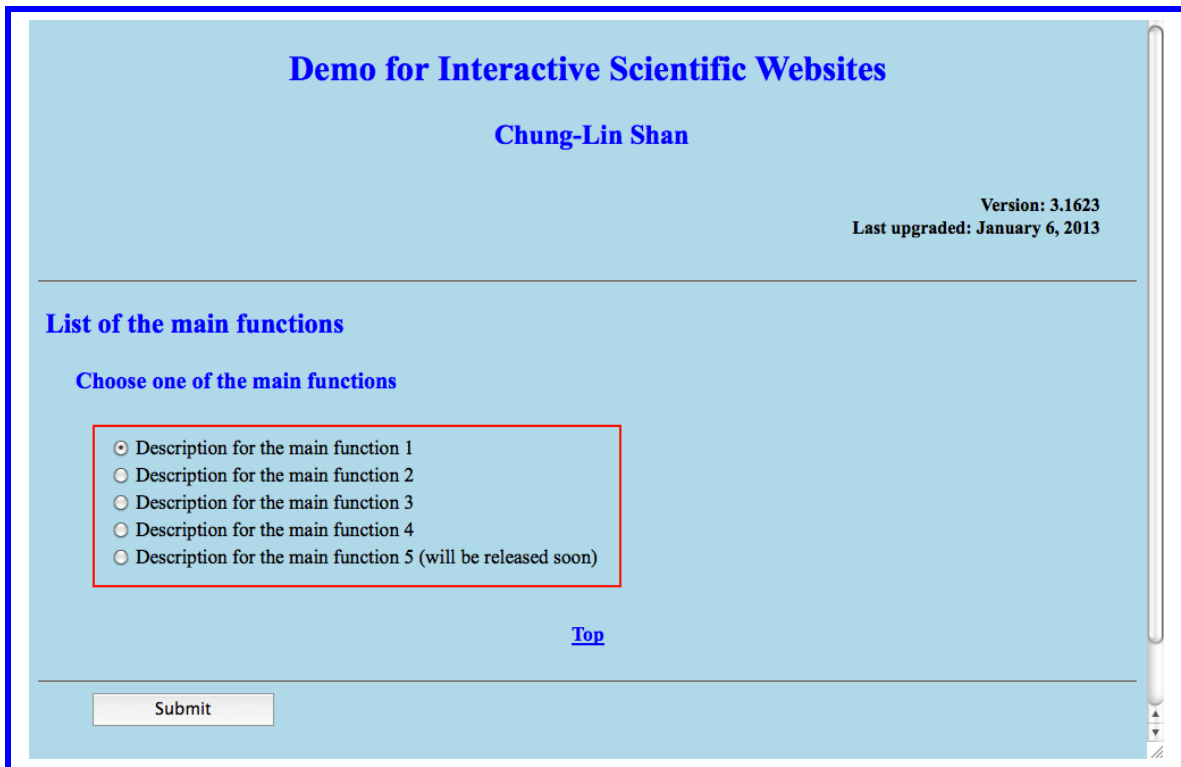


Figure 16a: Locking the option 5 for the main function (before clicking, cf. Figure 3a).

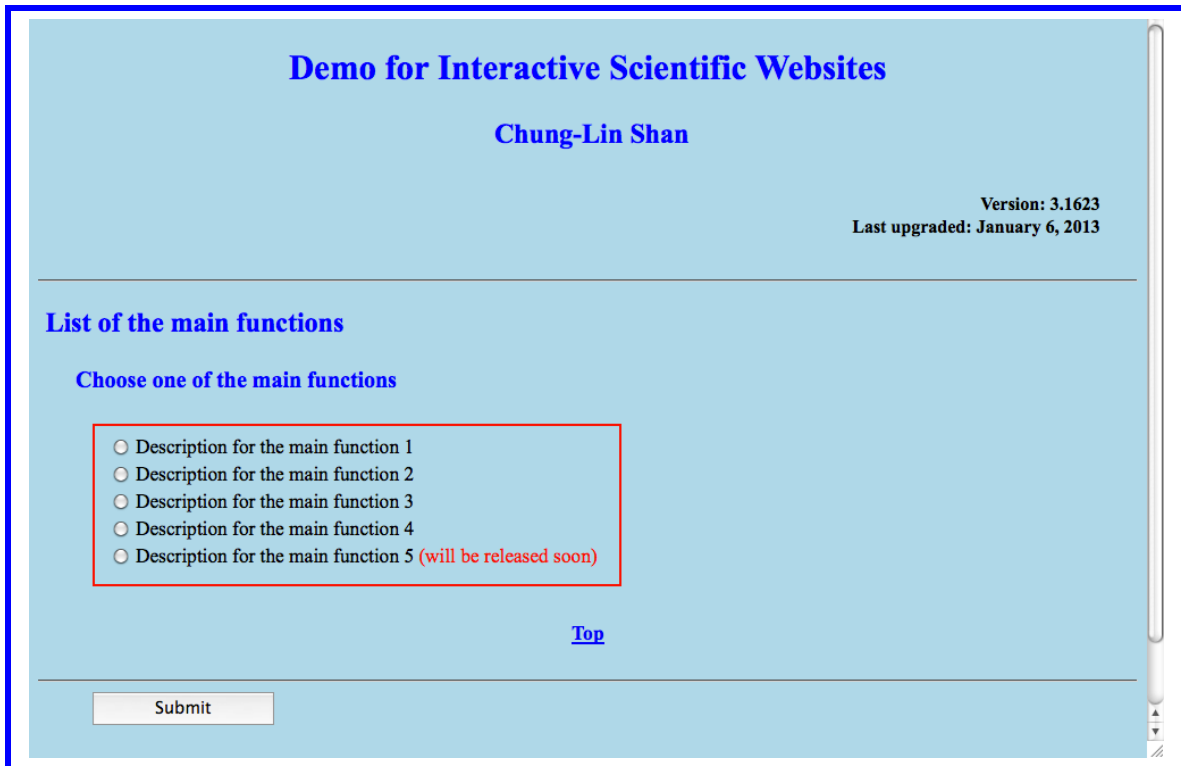


Figure 16b: Locking the option 5 for the main function (after clicking, cf. Figure 3a).

3.2 Equation showing by request

Template 33: Modification of `form-function_defining.php` (cf. Template 30)

Script

```
<script type="text/javascript">
<?php
/*
function show_function(function_name)
{
    document.getElementById("setup_function")
        .nextSibling.nextSibling
        .src
    = function_name;

    document.getElementById("setup_function")
        .nextSibling.nextSibling
        .style.visibility
    = "visible";
}

function erase_function()
{
    document.getElementById("setup_function")
        .nextSibling.nextSibling
        .style.visibility
    = "hidden";
}
*/
?>
function show_function(form_id, function_name)
{
    document.getElementById(form_id)
        .nextSibling.nextSibling
        .src
    = function_name;

    document.getElementById(form_id)
        .nextSibling.nextSibling
        .style.visibility
    = "visible";
}

function erase_function(form_id)
{
    document.getElementById(form_id)
        .nextSibling.nextSibling
        .style.visibility
    = "hidden";
}
```



```

function personal_function_file_uploading(form_id, n_IE, n_FF)
{
    .
    .
    .
}

function personal_function_text_expanding(text_id, text_height)
{
    .
    .
    .
}

function personal_function_text_shrinking(text_id)
{
    .
    .
    .
}
</script>

<fieldset id="setup_function" style="width: 245pt">

    <?php
        include("forms/modification_form-function_choosing.php");
    ?>

</fieldset>



```

Template 34

Template 34: Modification of `form-function_choosing.php` (cf. Templates 4 and 31)

Script

```
<label>
<input type="radio" name="function_choosing" value="1"
  <?php
    if ($function_choosing == "1")
    {
      echo 'checked = "checked"';

      $function_choice = "function_1";
    }
  ?>
/>

Description for the function 1
</label>
<a class="eq" href="equations/eq-function_1.html" target="_blank"
  onmouseover="show_function('setup_function',
                          'equations/fig-function_1-s.png')"
  onmouseout="erase_function('setup_function')"
  ><sub>analytic form</sub></a>
<br />
.
.
.
```

Template 35

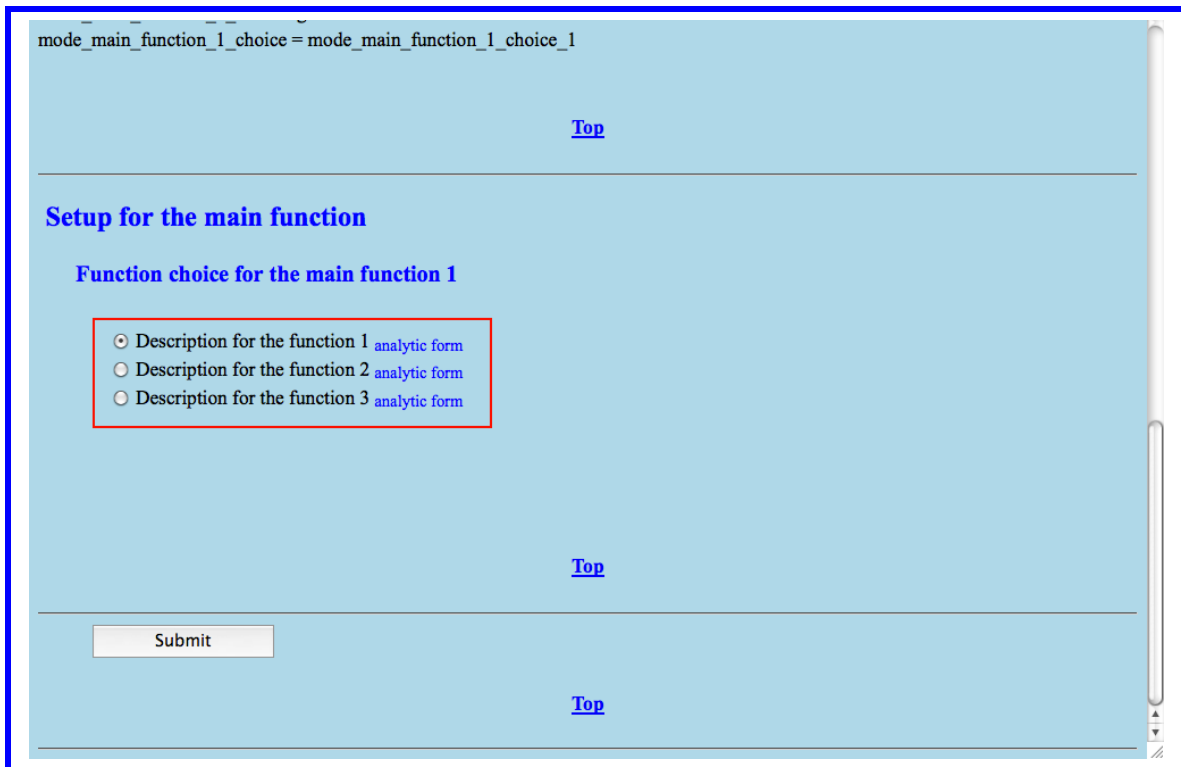


Figure 17a: Function option for the main function 1 (cf. Figure 15a).

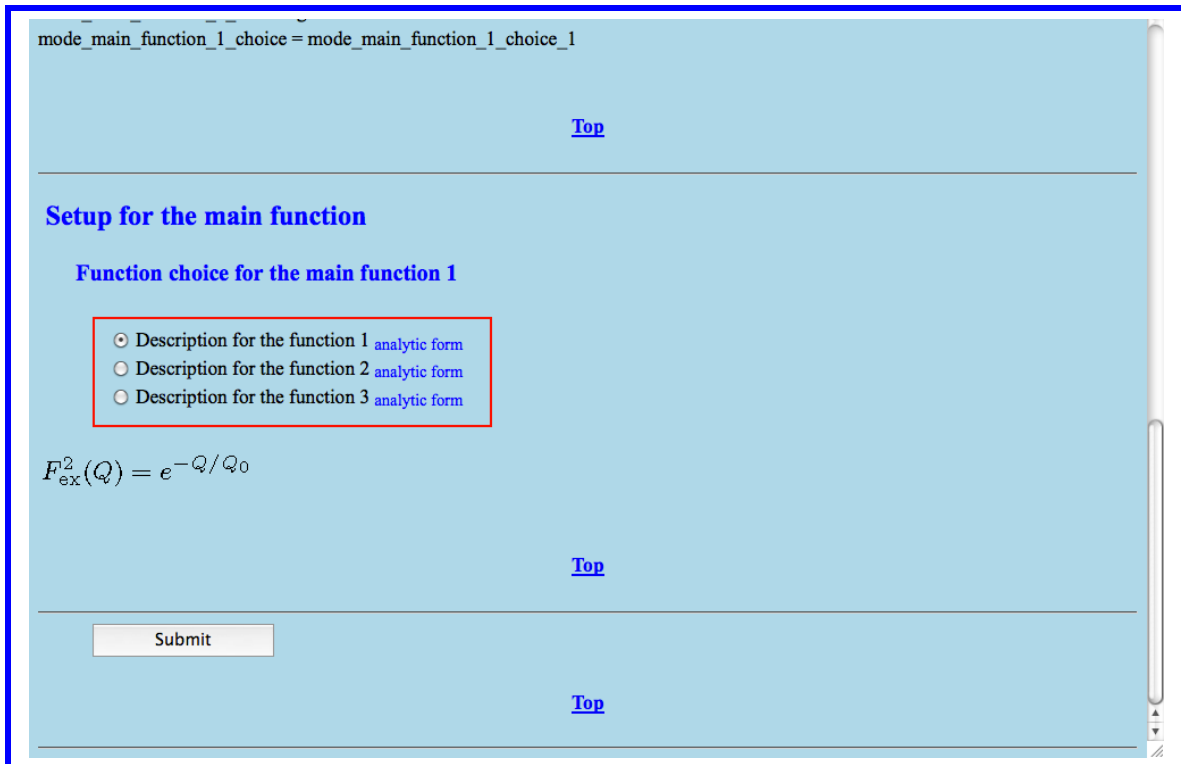


Figure 17b: Showing the equations by moving the cursor onto the “first” “analytic form” (cf. Figure 17a).

mode_main_function_1_choice = mode_main_function_1_choice_1

[Top](#)

Setup for the main function

Function choice for the main function 1

- Description for the function 1 [analytic form](#)
- Description for the function 2 [analytic form](#)
- Description for the function 3 [analytic form](#)

$$F_{\text{WS}}^2(Q) = \left[\frac{3j_1(qR_1)}{qR_1} \right]^2 e^{-(qs)^2} \quad R_1 = \sqrt{R_A^2 - 5s^2} \quad R_A \simeq 1.2 A^{1/3} \text{ fm}$$

[Top](#)

[Top](#)

Figure 17c: Showing the equations by moving the cursor onto the “second” “analytic form” (cf. Figure 17a).

mode_main_function_1_choice = mode_main_function_1_choice_1

[Top](#)

Setup for the main function

Function choice for the main function 1

- Description for the function 1 [analytic form](#)
- Description for the function 2 [analytic form](#)
- Description for the function 3 [analytic form](#)

$$F_{\text{TS}}^2(Q) = \begin{cases} j_0^2(qR_1) & \text{for } qR_1 \leq 2.55 \text{ or } qR_1 \geq 4.5 \\ \text{const.} \simeq 0.047 & \text{for } 2.55 \leq qR_1 \leq 4.5 \end{cases}$$

[Top](#)

[Top](#)

Figure 17d: Showing the equations by moving the cursor onto the “third” “analytic form” (cf. Figure 17a).

Template 35: eq-function_1.html

Script

```
<!DOCTYPE html
PUBLIC "-//W3C//DTD XHTML 1.0 Transitional//EN"
"http://www.w3.org/TR/xhtml1/DTD/xhtml1-transitional.dtd">
<html xmlns="http://www.w3.org/1999/xhtml">

<head>

<title> Function 1 </title>

<meta id="author" content="Chung-Lin Shan" />
<meta http-equiv="Content-Type" content="text/html; charset=utf-8" />

<link rel="stylesheet" type="text/css" href="../main/main.css" />

</head>

<body class="en">

<h4 class="black"> Function 1 </h4>

<p class="EqCard">


<br />

Here ...
<br />


<br />

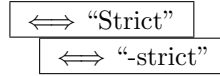
is ..., and
<br />


<br />

is ...
<br />

<br />
</p>

<hr />
```



```
<h4 class="black"> References </h4>

<ol>
<li> ...
  </li>

<li> G. Jungman, M. Kamionkowski, and K. Griest,
  ''Supersymmetric Dark Matter'',
  <i>Phys. Rep.</i> <b>267</b>, 195 (1996)
  (<a href="http://www.sciencedirect.com/science/article/pii/0370157395000585"
    target="_blank">abstract</a>);
  <b>arXiv:hep-ph/9506380</b>
  (<a href="http://de.arxiv.org/abs/hep-ph/9506380" target="_blank">abstract</a>,
  <a href="http://de.arxiv.org/pdf/hep-ph/9506380" target="_blank">pdf</a>).
  </li>

<li> ...
  </li>
</ol>

</body>

</html>
```

Function 1

$$F_{\text{ex}}^2(Q) = e^{-Q/Q_0}.$$

Here Q is the recoil energy transferred from the incident WIMP to the target nucleus,

$$Q_0 = \frac{1.5}{m_N R_0^2}$$

is the nuclear coherence energy and

$$R_0 = \left[0.3 + 0.91 \left(\frac{m_N}{\text{GeV}} \right)^{1/3} \right] \text{ fm}$$

is the radius of the nucleus.

References

1. S. P. Ahlen *et al.*, "Limits on Cold Dark Matter Candidates from an Ultralow Background Germanium Spectrometer", *Phys. Lett. B* **195**, 603 (1987) ([abstract](#)).
2. K. Freese, J. Frieman, and A. Gould, "Signal Modulation in Cold-Dark-Matter Detection", *Phys. Rev. D* **37**, 3388 (1988) ([abstract](#)).
3. G. Jungman, M. Kamionkowski, and K. Griest, "Supersymmetric Dark Matter", *Phys. Rep.* **267**, 105 (1996) ([abstract](#)).

Figure 18: eq-function_1.html.

3.3 Notation definition showing by request

Template 36: show_definition.php

Script

```
<script type="text/javascript">
    var show_definition
    = "<sup>* Move the cursor onto a notation for checking its definition.</sup>"
</script>

<script type="text/javascript">
function show_def(table_id, item_def)
{
    if (navigator.appName == "Microsoft Internet Explorer")
    {
        document.getElementById(table_id)
            .nextSibling
            .innerHTML
        = item_def;
    }

    else
    // if (navigator.userAgent.search("Chrome")    != -1 ||
    //     navigator.userAgent.search("Firefox")    != -1 ||
    //     navigator.userAgent.search("Opera")      != -1 ||
    //     navigator.userAgent.search("Safari")     != -1 ||
    //     navigator.userAgent.search("Navigator") != -1 )
    {
        document.getElementById(table_id)
            .nextSibling.nextSibling
            .innerHTML
        = def_name;
    }
}

function erase_def(table_id)
{
    if (navigator.appName == "Microsoft Internet Explorer")
    {
        document.getElementById(table_id)
            .nextSibling
            .innerHTML
        = show_definition;
    }

    else
    // if (navigator.userAgent.search("Chrome")    != -1 ||
    //     navigator.userAgent.search("Firefox")    != -1 ||
    //     navigator.userAgent.search("Opera")      != -1 ||
    //     navigator.userAgent.search("Safari")     != -1 ||
    //     navigator.userAgent.search("Navigator") != -1 )
    {
        document.getElementById(table_id)
            .nextSibling.nextSibling
            .innerHTML
        = show_definition;
    }
}
</script>
```


Template 37: Modification 2 of table-setup_item.php (cf. Templates 36 and 14)

Script

```
<script type="text/javascript">
<?php
/*
function show_def_item(item_def)
{
    if (navigator.appName == "Microsoft Internet Explorer")
    {
        document.getElementById("table-setup_item")
            .nextSibling
            .innerHTML
        = item_def;
    }

    else
// if (navigator.userAgent.search("Chrome")    != -1 ||
//     navigator.userAgent.search("Firefox")    != -1 ||
//     navigator.userAgent.search("Opera")      != -1 ||
//     navigator.userAgent.search("Safari")     != -1 ||
//     navigator.userAgent.search("Navigator")  != -1 )
    {
        document.getElementById("table-setup_item")
            .nextSibling.nextSibling
            .innerHTML
        = item_def;
    }
}

function erase_def_item()
{
    if (navigator.appName == "Microsoft Internet Explorer")
    {
        document.getElementById("table-setup_item")
            .nextSibling
            .innerHTML
        = show_definition;
    }

    else
// if (navigator.userAgent.search("Chrome")    != -1 ||
//     navigator.userAgent.search("Firefox")    != -1 ||
//     navigator.userAgent.search("Opera")      != -1 ||
//     navigator.userAgent.search("Safari")     != -1 ||
//     navigator.userAgent.search("Navigator")  != -1 )
    {
        document.getElementById("table-setup_item")
            .nextSibling.nextSibling
            .innerHTML
        = show_definition;
    }
}
*/
</script>
?>
```

```

<table id="table-setup_item" border="1">

  <tr id="setup_item">

    <th>
<?php
/*
  <span onmouseover="show_def_item('setup_item_1: definition of setup_item_1')"
    onmouseout="erase_def_item()"
*/
?>
  <span onmouseover="show_def('table-setup_item',
    'setup_item_1: definition of setup_item_1')"
    onmouseout="erase_def('table-setup_item')"
    > setup_item_1 </span>
  </th>

  <th>
  <span onmouseover="show_def('table-setup_item',
    'setup_item_1: definition of setup_item_1')"
    onmouseout="erase_def('table-setup_item')"
    > setup_item_2 </span>
  </th>

  .
  .
  .

</tr>

<tr>

  .
  .
  .

</tr>
</table>

<span class="def">
<script type="text/javascript">
  document.write(show_definition);
</script>
</span>

```

Only in 'one' line!

Only in 'one' line!

Template 36, see Template 38

Setup for the main function

Setup choice for the main function 1

- Description for the setup choice 1 of the main function 1
- Description for the setup choice 2 of the main function 1
- Description for the setup choice 3 of the main function 1
- Description for the setup choice 4 of the main function 1
- Personal setup for the main function 1:
integer_1 = , integer_2 =

setup_main_function_1_choosing = 1

Setup table for the main function 1

setup_item_1	setup_item_2	setup_item_3	setup_item_4	setup_item_5
nn	nn	ff.ffff	ff.ffff	ff.ffff

* Move the cursor onto a notation for checking its definition.

[Top](#)

Figure 19a: A setup table with default values (cf. Figure 9).

Setup for the main function

Setup choice for the main function 1

- Description for the setup choice 1 of the main function 1
- Description for the setup choice 2 of the main function 1
- Description for the setup choice 3 of the main function 1
- Description for the setup choice 4 of the main function 1
- Personal setup for the main function 1:
integer_1 = , integer_2 =

setup_main_function_1_choosing = 1

Setup table for the main function 1

setup_item_1	setup_item_2	setup_item_3	setup_item_4	setup_item_5
nn	nn	ff.ffff	ff.ffff	ff.ffff

setup_item_1: definition of setup_item_1

[Top](#)

Figure 19b: Showing its definition by moving the cursor onto a notation (cf. Figure 9).

3.4 Item value calculating by given values of other items

Template 38: Modification 2 of the 'setup table for a group of entry' (cf. Template 16)

Script

```
<?php
include("tables/show_definition.php");           Template 36

include("tables/table-delete.php");             Template 45

include("tables/table-delete_head.php");       Template 48
include("tables/table-delete_entry.php");      Template 49

if ($setup_main_function_1_checked == "yes")
{
    echo '<h4> Setup table for the main function 1 </h4>' . "\r\n";

    $entry_No = 3;

    for ($n_entry = 1; $n_entry <= $entry_No; $n_entry ++)
    {
        .
        .
        .
    }

    if ($setup_entry_common == NULL)
    {
        $setup_entry_common = $_POST["setup_entry_common"];
    }

    include("tables/table-setup_item_head.php");           Template 39
    for ($n_entry = 1; $n_entry <= $entry_No; $n_entry ++)
    {
        include("tables/table-setup_item_entry.php");      Template 40
    }
    include("tables/table-setup_item_entry_common.php");   Template 19
    echo '</table>' . "\r\n";

    echo '<span class="def">' . "\r\n";
    echo '<script type="text/javascript">' . "\r\n";
    echo ' document.write(show_definition);' . "\r\n";
    echo '</script>' . "\r\n";
    echo '</span>' . "\r\n";

    for ($n_entry = 1; $n_entry <= $entry_No; $n_entry ++)
    {
        .
        .
        .
    }
}
?>
```

Template 39: Modification 2 of table-setup_item_head.php (cf. Templates 17 and 37)

Script

```
<script type="text/javascript">
  var run;
  var run_max;

  function erase_setup_item_4(run_max)
  {
    var n_Entry
    = document.getElementById("setup_item");

    <?php
    if ($setup_item2_needed == "yes")      Check if Table 2 exists!
    {
      echo '      var n_Entry2'          . "\r\n";
      echo '      = document.getElementById("setup_item2");' . "\r\n";      For table 2
    }
    ?>

    if (navigator.appName == "Microsoft Internet Explorer")
    {
      for (run = 1; run <= run_max; run ++      Skip run_max rows/n_entry's
      {
        n_Entry
        = n_Entry.nextSibling;

        <?php
        if ($setup_item2_needed == "yes")      Check if Table 2 exists!
        {
          echo '          n_Entry2'          . "\r\n";
          echo '          = n_Entry2.nextSibling;' . "\r\n";      For table 2
        }
        ?>
      }

      n_Entry.childNodes[4].childNodes[0]
      .value
      = "";

      <?php
      if ($setup_item2_needed == "yes")      Check if Table 2 exists!
      {
        echo '          n_Entry2.childNodes[4].innerHTML = "";' . "\r\n";      For table 2
        echo '          n_Entry2.childNodes[5].innerHTML = "";' . "\r\n";
      }
      ?>
    }
  }
}
```

```

else
// if (navigator.userAgent.search("Chrome") != -1 ||
//     navigator.userAgent.search("Firefox") != -1 ||
//     navigator.userAgent.search("Opera") != -1 ||
//     navigator.userAgent.search("Safari") != -1 ||
//     navigator.userAgent.search("Navigator") != -1 )
{
    for (run = 1; run <= run_max; run ++)
        {
            n_Entry
            = n_Entry.nextSibling.nextSibling;

            <?php
            if ($setup_item2_needed == "yes")
                {
                    echo '          n_Entry2'                . "\r\n";
                    echo '          = n_Entry2.nextSibling.nextSibling;' . "\r\n";
                }
            ?>
        }

        n_Entry.childNodes[9].childNodes[0]
        .value
        = "";

        <?php
        if ($setup_item2_needed == "yes")
            {
                echo '          n_Entry2.childNodes[ 9].innerHTML = "';' . "\r\n";
                echo '          n_Entry2.childNodes[11].innerHTML = "';' . "\r\n";
            }
        ?>
    }
}
</script>

```

Skip run_max rows/n_entry's

Check if Table 2 exists!

For table 2

Check if Table 2 exists!

For table 2

```

<?php
/*
<script type="text/javascript">
  function show_def_item(item_def)
  {
    .
    .
    .
  }
}

function erase_def_item()
{
  .
  .
  .
}
</script>
*/
?>
<table id="table-setup_item" border="1">

  <tr id="setup_item">

    <th style="width: 60pt"> entry </th>

    <th>
<?php
/*
  <span onmouseover="show_def_item('setup_item_1: definition of setup_item_1')"
    onmouseout="erase_def_item()"
*/
?>
  <span onmouseover="show_def('table-setup_item',
    'setup_item_1: definition of setup_item_1')"
    onmouseout="erase_def('table-setup_item')"
    > setup_item_1 </span>
</th>

  .
  .
  .

  <th>
    <span onmouseover="show_def('table-setup_item',
      'setup_item_4: definition of setup_item_4')"
      onmouseout="erase_def('table-setup_item')"
      > setup_item_4 </span>
  </th>
</tr>

```

See Templates 36 and 37

Only in 'one' line!

See Templates 17 and 37

Only in 'one' line!

Personal setup for the main function 1:
integer_1 = , integer_2 =

setup_main_function_1_choosing = 1

Setup table for the main function 1

entry	setup_item_1	setup_item_2	setup_item_3	setup_item_4
entry[1]	<input type="text" value="nn"/>	<input type="text" value="nn"/>	<input type="text" value="ff.ffff"/>	<input type="text" value="ff.ffff"/>
entry[2]	<input type="text" value="nn"/>	<input type="text" value="nn"/>	<input type="text" value="ff.ffff"/>	<input type="text" value="ff.ffff"/>
entry[3]	<input type="text" value="nn"/>	<input type="text" value="nn"/>	<input type="text" value="ff.ffff"/>	<input type="text" value="ff.ffff"/>
<input type="text" value="nn"/>	unit of setup_entry_common (max.)			

* Move the cursor onto a notation for checking its definition.

[Top](#)

[Top](#)

Figure 20a: A setup table for a group of entry with default values (cf. Figures 11a and 19a).

Personal setup for the main function 1:
integer_1 = , integer_2 =

setup_main_function_1_choosing = 1

Setup table for the main function 1

entry	setup_item_1	setup_item_2	setup_item_3	setup_item_4
entry[1]	<input type="text" value="nn"/>	<input type="text" value="nn"/>	<input type="text" value="ff.ffff"/>	<input type="text" value="ff.ffff"/>
entry[2]	<input type="text" value="nn"/>	<input type="text" value="nn"/>	<input type="text" value="ff.ffff"/>	<input type="text" value="ff.ffff"/>
entry[3]	<input type="text" value="nn"/>	<input type="text" value="nn"/>	<input type="text" value="ff.ffff"/>	<input type="text" value="ff.ffff"/>
<input type="text" value="nn"/>	unit of setup_entry_common (max.)			

setup_item_3: definition of setup_item_3

[Top](#)

[Top](#)

Figure 20b: Showing its definition by moving the cursor onto a notation (cf. Figures 11a and 19b).

Template 41: Modification 2 of table-setup_item2_head.php (cf. Templates 17 and 39)

Script

```
<script type="text/javascript">
  var run;
  var run_max;

  function erase_setup_item2_4(run_max)
  {
    var n_Entry2
    = document.getElementById("setup_item2");

    if (navigator.appName == "Microsoft Internet Explorer")
    {
      for (run = 1; run <= run_max; run ++)
      {
        n_Entry2
        = n_Entry2.nextSibling;

        n_Entry2.childNodes[3].childNodes[0]
        .value
        = "";

        n_Entry2.childNodes[4].innerHTML = "";
        n_Entry2.childNodes[5].innerHTML = "";
      }

      else
      // if (navigator.userAgent.search("Chrome") != -1 ||
      //   navigator.userAgent.search("Firefox") != -1 ||
      //   navigator.userAgent.search("Opera") != -1 ||
      //   navigator.userAgent.search("Safari") != -1 ||
      //   navigator.userAgent.search("Navigator") != -1 )
      {
        for (run = 1; run <= run_max; run ++)
        {
          n_Entry2
          = n_Entry2.nextSibling.nextSibling;
        }

        n_Entry2.childNodes[7].childNodes[1]
        .value = "";

        = "";

        n_Entry2.childNodes[ 9].innerHTML = "";
        n_Entry2.childNodes[11].innerHTML = "";
      }
    }
  }
</script>
```

Erase both item2_4 and item2_5!

Use innerHTML, not childNodes[0].value!

Use innerHTML, not childNodes[1].value!

```

<script type="text/javascript">
function calculate_setup_item2_4(run_max)
{
    var n_Entry
    = document.getElementById("setup_item");

    var n_Entry2
    = document.getElementById("setup_item2");

    if (navigator.appName == "Microsoft Internet Explorer")
    {
        for (run = 1; run <= run_max; run ++)
        {
            n_Entry
            = n_Entry.nextSibling;

            n_Entry2
            = n_Entry2.nextSibling;
        }

        if ( n_Entry2.childNodes[3].childNodes[0].value
            > setup_item2_3_max )
        {
            n_Entry2.childNodes[3].childNodes[0]
            .value
            = setup_item2_3_max;
        }

        n_Entry2.childNodes[4].innerHTML
        = n_Entry .childNodes[4].childNodes[0].value *
          n_Entry2.childNodes[3].childNodes[0].value;

        n_Entry2.childNodes[5].innerHTML
        = n_Entry .childNodes[4].childNodes[0].value
          - n_Entry .childNodes[4].childNodes[0].value *
            n_Entry2.childNodes[3].childNodes[0].value;
    }
}

```

Do not use [5] = [4] * (1.0 - [3])!

```

else
// if (navigator.userAgent.search("Chrome")    != -1 ||
//     navigator.userAgent.search("Firefox")    != -1 ||
//     navigator.userAgent.search("Opera")      != -1 ||
//     navigator.userAgent.search("Safari")     != -1 ||
//     navigator.userAgent.search("Navigator")  != -1 )
{
  for (run = 1; run <= run_max; run ++)
  {
    n_Entry
    = n_Entry.nextSibling.nextSibling;

    n_Entry2
    = n_Entry2.nextSibling.nextSibling;
  }

  if ( n_Entry2.childNodes[7].childNodes[1].value
      > setup_item2_3_max )
  {
    n_Entry2.childNodes[7].childNodes[1]
      .value
    = setup_item2_3_max;
  }

  n_Entry2.childNodes[ 9].innerHTML
  = n_Entry .childNodes[ 9].childNodes[1].value *
    n_Entry2.childNodes[ 7].childNodes[1].value;

  n_Entry2.childNodes[11].innerHTML
  = n_Entry .childNodes[ 9].childNodes[1].value
    - n_Entry .childNodes[ 9].childNodes[1].value *
      n_Entry2.childNodes[ 7].childNodes[1].value;
  }
}
</script>

```

Do not use [11] = [9] * (1.0 - [7])!

```

<?php
/*
<script type="text/javascript">
  function show_def_item2(item2_def)
  {
    .
    .
    .
  }

function erase_def_item2()
{
  .
  .
  .
}
</script>
*/
?>
<table id="table-setup_item2" border="1">

```

See Templates 36, 37 and 39

```

  <tr id="setup_item2">
    <th style="width: 60pt"> entry </th>

    <th>
<?php
/*
  <span onmouseover="show_def_item2('setup_item2_1: definition of setup_item2_1')"
    onmouseout="erase_def_item2()"
*/
?>
  <span onmouseover="show_def('table-setup_item2',
    'setup_item2_1: definition of setup_item2_1')"
    onmouseout="erase_def('table-setup_item2')"
    > setup_item2_1 </span>
</th>

```

Only in 'one' line!

```

    .
    .
    .

    <th>
  <span onmouseover="show_def('table-setup_item2',
    'setup_item2_5: definition of setup_item2_5')"
    onmouseout="erase_def('table-setup_item2')"
    > setup_item2_5 </span>
</th>
</tr>

```

See Templates 17 and 37

Only in 'one' line!


```
<td>
  <?php
    if ($setup_item_4[$n_entry] != NULL &&
        $setup_item2_3[$n_entry] != NULL )
    {
      echo $setup_item_4[$n_entry] * $setup_item2_3[$n_entry];
    }
  ?>
</td>
```

Calculate the values

```
<td>
  <?php
    if ($setup_item_4[$n_entry] != NULL &&
        $setup_item2_3[$n_entry] != NULL )
    {
      echo $setup_item_4[$n_entry] - $setup_item_4[$n_entry] * $setup_item2_3[$n_entry];
    }
  ?>
</td>
```

Do not use $4[] * (1.0 - 2_3[])$!

```
</tr>
```

Template 43: default-setup_item2_head.php (cf. Template 20)

Script

```
<script type="text/javascript">
    document.getElementById("table-setup_item2")
        .style.borderColor
    = "red";

    document.getElementById("table-setup_item2")
        .border
    = "2";

    if (navigator.appName == "Microsoft Internet Explorer")
    {
        var n_Entry
        = document.getElementById("setup_item")
            .nextSibling;

        var n_Entry2
        = document.getElementById("setup_item2")
            .nextSibling;
    }

    else
//if (navigator.userAgent.search("Chrome")    != -1 ||
//  navigator.userAgent.search("Firefox")    != -1 ||
//  navigator.userAgent.search("Opera")      != -1 ||
//  navigator.userAgent.search("Safari")     != -1 ||
//  navigator.userAgent.search("Navigator") != -1 )
    {
        var n_Entry
        = document.getElementById("setup_item")
            .nextSibling.nextSibling;

        var n_Entry2
        = document.getElementById("setup_item2")
            .nextSibling.nextSibling;
    }
</script>
```


Template 44: default-setup_item2_entry.php (cf. Templates 21 and 41)

Script

```
<script type="text/javascript">
  if (navigator.appName == "Microsoft Internet Explorer")
  {
    n_Entry2.childNodes[1].childNodes[0]
      .value
    = "nn";

    n_Entry2.childNodes[2].childNodes[0]
      .value
    = "nn";

    n_Entry2.childNodes[3].childNodes[0]
      .value
    = "ff.ffff";

    n_Entry2.childNodes[4].innerHTML
    = n_Entry .childNodes[4].childNodes[0].value *
      n_Entry2.childNodes[3].childNodes[0].value;

    n_Entry2.childNodes[5].innerHTML
    = n_Entry .childNodes[4].childNodes[0].value
      - n_Entry .childNodes[4].childNodes[0].value *
        n_Entry2.childNodes[3].childNodes[0].value;

    n_Entry
    = n_Entry .nextSibling;

    n_Entry2
    = n_Entry2.nextSibling;
  }
}
```

See Template 41

```

else
//if (navigator.userAgent.search("Chrome")    != -1 ||
//  navigator.userAgent.search("Firefox")      != -1 ||
//  navigator.userAgent.search("Opera")        != -1 ||
//  navigator.userAgent.search("Safari")       != -1 ||
//  navigator.userAgent.search("Navigator")    != -1 )
{
    n_Entry2.childNodes[3].childNodes[1]
        .value
    = "nn";

    n_Entry2.childNodes[5].childNodes[1]
        .value
    = "nn";

    n_Entry2.childNodes[7].childNodes[1]
        .value
    = "ff.fff";

    n_Entry2.childNodes[ 9].innerHTML
    = n_Entry .childNodes[ 9].childNodes[1].value *
      n_Entry2.childNodes[ 7].childNodes[1].value;

    n_Entry2.childNodes[11].innerHTML
    = n_Entry .childNodes[ 9].childNodes[1].value
      - n_Entry .childNodes[ 9].childNodes[1].value *
        n_Entry2.childNodes[ 7].childNodes[1].value;

    n_Entry
    = n_Entry .nextSibling.nextSibling;

    n_Entry2
    = n_Entry2.nextSibling.nextSibling;
}
</script>

```

See Template 41

Setup table for the main function 1

entry	setup_item_1	setup_item_2	setup_item_3	setup_item_4
entry[1]	nn	nn	ff.ffff	ff.ffff
entry[2]	nn	nn	ff.ffff	ff.ffff
entry[3]	nn	nn	ff.ffff	ff.ffff
nn	unit of setup_entry_common (max.)			

* Move the cursor onto a notation for checking its definition.

Setup table 2 for the main function 1

entry	setup_item2_1	setup_item2_2	setup_item2_3	setup_item2_4	setup_item2_5
entry[1]	nn	nn	ff.ffff	NaN	NaN
entry[2]	nn	nn	ff.ffff	NaN	NaN
entry[3]	nn	nn	ff.ffff	NaN	NaN

* Move the cursor onto a notation for checking its definition.

[Top](#)

Figure 21a: Two setup tables with default values (cf. Figure 20a).

Setup table for the main function 1

entry	setup_item_1	setup_item_2	setup_item_3	setup_item_4
entry[1]	nn	nn	ff.ffff	ff.ffff
entry[2]	nn	nn	ff.ffff	ff.ffff
entry[3]	nn	nn	ff.ffff	ff.ffff
nn	unit of setup_entry_common (max.)			

* Move the cursor onto a notation for checking its definition.

Setup table 2 for the main function 1

entry	setup_item2_1	setup_item2_2	setup_item2_3	setup_item2_4	setup_item2_5
entry[1]	nn	nn	ff.ffff	NaN	NaN
entry[2]	nn	nn	ff.ffff	NaN	NaN
entry[3]	nn	nn	ff.ffff	NaN	NaN

setup_item2_4: definition of setup_item2_4

[Top](#)

Figure 21b: Showing its definition by moving the cursor onto a notation (cf. Figure 20b).

Setup table for the main function 1

entry	setup_item_1	setup_item_2	setup_item_3	setup_item_4
entry[1]	nn	nn	ff.ffff	
entry[2]	nn	nn	ff.ffff	ff.ffff
entry[3]	nn	nn	ff.ffff	ff.ffff
nn	unit of setup_entry_common (max.)			

* Move the cursor onto a notation for checking its definition.

Setup table 2 for the main function 1

entry	setup_item2_1	setup_item2_2	setup_item2_3	setup_item2_4	setup_item2_5
entry[1]	nn	nn	ff.ffff		
entry[2]	nn	nn	ff.ffff	NaN	NaN
entry[3]	nn	nn	ff.ffff	NaN	NaN

* Move the cursor onto a notation for checking its definition.

[Top](#)

Figure 21c: Clicking the “setup_item_4” of “entry[1]”.

Setup table for the main function 1

entry	setup_item_1	setup_item_2	setup_item_3	setup_item_4
entry[1]	nn	nn	ff.ffff	200
entry[2]	nn	nn	ff.ffff	ff.ffff
entry[3]	nn	nn	ff.ffff	ff.ffff
nn	unit of setup_entry_common (max.)			

* Move the cursor onto a notation for checking its definition.

Setup table 2 for the main function 1

entry	setup_item2_1	setup_item2_2	setup_item2_3	setup_item2_4	setup_item2_5
entry[1]	nn	nn	0.3	60	140
entry[2]	nn	nn	ff.ffff	NaN	NaN
entry[3]	nn	nn	ff.ffff	NaN	NaN

* Move the cursor onto a notation for checking its definition.

[Top](#)

Figure 21d: The “setup_item2_4” and “setup_item2_5” of “entry[1]” have been calculated automatically.

3.5 Table column eliminating

Template 45: `table-delete.php` (cf. Template 46)

Script

```
<script type="text/javascript">
function delete_cell(table_tr_id, cell_No)
{
    document.getElementById(table_tr_id)
        .deleteCell(cell_No);

    if (navigator.appName == "Microsoft Internet Explorer")
    {
        document.getElementById(table_tr_id)
            .nextSibling
            .deleteCell(cell_No);
    }

    else
    // if (navigator.userAgent.search("Chrome")    != -1 ||
    //     navigator.userAgent.search("Firefox")   != -1 ||
    //     navigator.userAgent.search("Opera")     != -1 ||
    //     navigator.userAgent.search("Safari")    != -1 ||
    //     navigator.userAgent.search("Navigator") != -1 )
    {
        document.getElementById(table_tr_id)
            .nextSibling.nextSibling
            .deleteCell(cell_No);
    }
}
}
</script>
```

Template 46: table-delete_setup_item_4.php (cf. Template 45, see also Template 47)

Script

```
<script type="text/javascript">
<?php
/*
  document.getElementById("setup_item")
    .deleteCell(3);
  Delete the 4th column (setup_item_4)

  if (navigator.appName == "Microsoft Internet Explorer")
  {
    document.getElementById("setup_item")
      .nextSibling
      .deleteCell(3);
  }

  else
  //if (navigator.userAgent.search("Chrome")    != -1 ||
  //  navigator.userAgent.search("Firefox")    != -1 ||
  //  navigator.userAgent.search("Opera")      != -1 ||
  //  navigator.userAgent.search("Safari")     != -1 ||
  //  navigator.userAgent.search("Navigator") != -1 )
  {
    document.getElementById("setup_item")
      .nextSibling.nextSibling
      .deleteCell(3);
  }
*/
?>
delete_cell("setup_item", 3);
Delete the 4th column (setup_item_4)
</script>
```

Setup for the main function

Setup choice for the main function 1

- Description for the setup choice 1 of the main function 1
- Description for the setup choice 2 of the main function 1
- Description for the setup choice 3 of the main function 1
- Description for the setup choice 4 of the main function 1
- Personal setup for the main function 1:
integer_1 = , integer_2 =

setup_main_function_1_choosing = 1

Setup table for the main function 1

setup_item_1	setup_item_2	setup_item_3	setup_item_5
nn	nn	ff,ffff	ff,ffff

* Move the cursor onto a notation for checking its definition.

[Top](#)

Figure 22: The 4th column of the setup table has been deleted (cf. Figures 9 and 19a).

Template 47: Modification 3 of the 'setup table for the chosen function' (cf. Template 16)

Script

```
<?php
    include("tables/show_definition.php");           Template 36

//include("tables/table-delete.php");             Template 45

    include("tables/table-delete_head.php");       Template 48
//for ($n_entry = 1; $n_entry <= $entry_No; $n_entry ++)
{
    include("tables/table-delete_entry.php");     Template 49
}

if ($setup_main_function_1_checked == "yes")
{
    echo '<h4> Setup table for the main function 1 </h4>' . "\r\n";

    $entry_No = 3;

    .
    :
    :

    if ($n_entry == $entry_No)
    {
        echo '<br />';
        echo 'setup_entry_common =          ' . $setup_entry_common          . '<br />';
        echo '<br />';

        $setup_item_checked = "yes";
    }
}

include("tables/table-delete_setup_item_3_head.php");   Template 50
for ($n_entry = 1; $n_entry <= $entry_No; $n_entry ++)
{
    include("tables/table-delete_setup_item_3_entry.php");   Template 51
}
}
Delete the 4th column (setup_item_3[]) row by row
?>
```


Template 48: table-delete_head.php (cf. Templates 45 and 50)

Script

```
<script type="text/javascript">
  function delete_cell_head(table_tr_id, cell_No)
  {
    document.getElementById(table_tr_id)
      .deleteCell(cell_No);
  }
</script>
<?php
/*
  if (navigator.appName == "Microsoft Internet Explorer")
  {
    var n_Enrty_D
    = document.getElementById(table_tr_id)
      .nextSibling;
  }

  else
  // if (navigator.userAgent.search("Chrome")    != -1 ||
  //     navigator.userAgent.search("Firefox")    != -1 ||
  //     navigator.userAgent.search("Opera")      != -1 ||
  //     navigator.userAgent.search("Safari")     != -1 ||
  //     navigator.userAgent.search("Navigator")  != -1 )
  {
    var n_Enrty_D
    = document.getElementById(table_tr_id)
      .nextSibling.nextSibling;
  }
*/
?>
}
```

Moved to Template 49

Moved to Template 49

Template 49: table-delete_entry.php (cf. Templates 48, 50 and 51)

Script

```
<script type="text/javascript">
function delete_cell_entry(table_tr_id, cell_No, n_Enrty_No)
{
    if (navigator.appName == "Microsoft Internet Explorer")
    {
        var n_Enrty_D
        = document.getElementById(table_tr_id)
          .nextSibling;
    }

    else
// if (navigator.userAgent.search("Chrome")    != -1 ||
//     navigator.userAgent.search("Firefox")   != -1 ||
//     navigator.userAgent.search("Opera")     != -1 ||
//     navigator.userAgent.search("Safari")    != -1 ||
//     navigator.userAgent.search("Navigator") != -1 )
    {
        var n_Enrty_D
        = document.getElementById(table_tr_id)
          .nextSibling.nextSibling;
    }

    for (n_Enrty = 1; n_Enrty <= n_Enrty_No; n_Enrty ++ )
    {
        n_Enrty_D.deleteCell(cell_No);

        if (navigator.appName == "Microsoft Internet Explorer")
        {
            n_Enrty_D
            = n_Enrty_D.nextSibling;
        }

        else
// if (navigator.userAgent.search("Chrome")    != -1 ||
//     navigator.userAgent.search("Firefox")   != -1 ||
//     navigator.userAgent.search("Opera")     != -1 ||
//     navigator.userAgent.search("Safari")    != -1 ||
//     navigator.userAgent.search("Navigator") != -1 )
        {
            n_Enrty_D
            = n_Enrty_D.nextSibling.nextSibling;
        }
    }
}
</script>
```

Template 50: table-delete_setup_item_3_head.php (cf. Templates 46, 48 and 49)

Script

```
<script type="text/javascript">
<?php
/*
  document.getElementById("setup_item")
    .deleteCell(3);           Delete the 4th column (setup_item_4[])

  if (navigator.appName == "Microsoft Internet Explorer")
  {
    var n_Enrty_D
    = document.getElementById("setup_item")
      .nextSibling;
  }

  else
  //if (navigator.userAgent.search("Chrome")    != -1 ||
  //  navigator.userAgent.search("Firefox")    != -1 ||
  //  navigator.userAgent.search("Opera")      != -1 ||
  //  navigator.userAgent.search("Safari")     != -1 ||
  //  navigator.userAgent.search("Navigator") != -1 )
  {
    var n_Enrty_D
    = document.getElementById("setup_item")
      .nextSibling.nextSibling;
  }
*/
?>
delete_cell_head("setup_item", 3);   Delete the 4th column (setup_item_4)
</script>
```

Template 51: table-delete_setup_item_3_entry.php (cf. Templates 46 and 49)

Script

```
<script type="text/javascript">
<?php
/*
    n_Enrty_D.deleteCell(3);          Delete the 4th column (setup_item_4[])

    if (navigator.appName == "Microsoft Internet Explorer")
    {
        n_Enrty_D
        = n_Enrty_D.nextSibling;
    }

    else
    //if (navigator.userAgent.search("Chrome")    != -1 ||
    //    navigator.userAgent.search("Firefox")   != -1 ||
    //    navigator.userAgent.search("Opera")     != -1 ||
    //    navigator.userAgent.search("Safari")    != -1 ||
    //    navigator.userAgent.search("Navigator") != -1 )
    {
        n_Enrty_D
        = n_Enrty_D.nextSibling.nextSibling;
    }
*/
?>
    delete_cell_entry("setup_item", 3, <?php echo $entry_No; ?>);
</script>
```

Personal setup for the main function 1:
integer_1 = , integer_2 =

setup_main_function_1_choosing = 1

Setup table for the main function 1

entry	setup_item_1	setup_item_2	setup_item_4
entry[1]	<input type="text" value="nn"/>	<input type="text" value="nn"/>	<input type="text" value="ff.ffff"/>
entry[2]	<input type="text" value="nn"/>	<input type="text" value="nn"/>	<input type="text" value="ff.ffff"/>
entry[3]	<input type="text" value="nn"/>	<input type="text" value="nn"/>	<input type="text" value="ff.ffff"/>
<input type="text" value="nn"/>	unit of setup_entry_common (max.)		

* Move the cursor onto a notation for checking its definition.

[Top](#)

[Top](#)

Figure 23: The 4th column of the setup table has been deleted row by row (cf. Figures 11a and 20a).

Chapter 4

Result Presentation

4.1 Program starting

Template 52: Starting a program or modifying the setup

Script

```
<?php
if ($main_function != NULL &&
    $mode_checked == "yes" &&
    $setup_checked == "yes" )
{
    if ($_POST["start"] == NULL &&
        $output_series == NULL )
    {
        echo '<script type="text/javascript">' . "\r\n";
        echo ' if (navigator.appName == "Microsoft Internet Explorer")' . "\r\n";
        echo ' {' . "\r\n";
        echo '     window.location = "#start";' . "\r\n";
        echo ' }' . "\r\n";
        echo '</script>' . "\r\n";

        echo '<h3 id="start"> Start Program </h3>' . "\r\n";

        echo '<script type="text/javascript">' . "\r\n";
        echo ' if (navigator.userAgent.search("Chrome") != -1 ||' . "\r\n";
        echo '     (navigator.userAgent.search("Firefox") != -1 &&' . "\r\n";
        echo '     navigator.userAgent.search("Navigator") == -1 ) ||' . "\r\n";
        echo '     navigator.userAgent.search("Opera") != -1 ||' . "\r\n";
        echo '     (navigator.userAgent.search("Chrome") == -1 &&' . "\r\n";
        echo '     navigator.userAgent.search("Safari") != -1 ) )' . "\r\n";
        echo ' {' . "\r\n";
        echo '     window.location = "#start";' . "\r\n";
        echo ' }' . "\r\n";
        echo '</script>' . "\r\n";
    }
}
```

For main.php, not results.php, cf. Template 59


```

echo '<h4> Check the above setup </h4>' . "\r\n";

echo '<input type="submit" class="submit"' . "\r\n";
echo '     name="start" value="Start"' . "\r\n";
if ($_POST["start"] != NULL &&
    $output_series != NULL )
{
    echo '     disabled = "disabled"';
}
echo '     />' . "\r\n";
echo '<br />' . "\r\n";

echo '<br />' . "\r\n";
echo '<input type="submit" class="submit"' . "\r\n";
echo '     name="re_submit" value="Modify and re-submit"' . "\r\n";
if ($_POST["start"] != NULL &&
    $output_series != NULL )
{
    echo '     disabled = "disabled"';
}
echo '     />' . "\r\n";
echo '<br />' . "\r\n";

echo '<script type="text/javascript">' . "\r\n";
echo '   if (navigator.userAgent.search("Navigator") != -1)' . "\r\n";
echo '   {' . "\r\n";
echo '     window.location = "#start";' . "\r\n";
echo '   }' . "\r\n";
echo '</script>' . "\r\n";

.
.
.
}
}

```

Template 24

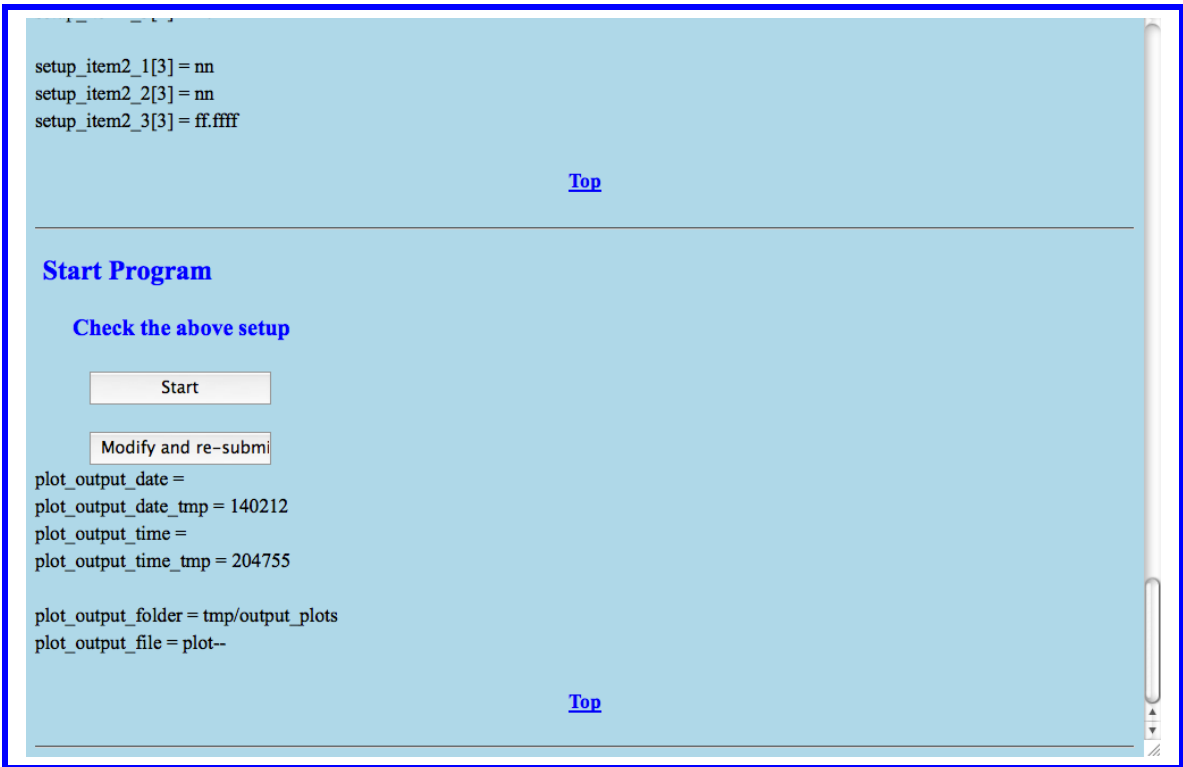


Figure 24: Starting a program or modifying the setup.

Template 53: Copying uploaded files

Script

```
<?php
if ($main_function != NULL &&
    $mode_checked == "yes" &&
    $setup_checked == "yes" &&
    $_POST["start"] != NULL )
{
    include("main/setup_output_file.php");

    if ($function_choice == "function_user")
    {
        $code_folder
        = "/home/clshan/main";

        $personal_file_folder_copy
        = $code_folder . "/" . $personal_file_folder;

        $cp_cmd
        = "cp " . $personal_file_folder . "/" . $personal_function_file_copy . " "
          . $personal_file_folder_copy . "/" . "function_user.c";

        shell_exec("$cp_cmd");

        if ($function2_needed == "yes")
        {
            $cp_cmd
            = "cp " . $personal_file_folder . "/" . $personal_function2_file_copy . " "
              . $personal_file_folder . "/" . "function2_user.txt";

            shell_exec("$cp_cmd");
        }

        shell_exec("gcc -g -o main-web-user $code_folder/main-web.c -lm");
        shell_exec("./main-web-user");
    }

    else
    {
        shell_exec("./main-web");
    }
}
```

After "Start" clicking, not "Modify and re-submit"

Template 55

Folder of the main program

Re-compile and execute the main program with user-uploaded file(s)

Execute the default main program

```

if ($function_choice == "function_user")
{
    $cp_cmd
    = "cp samples/sample-function_user.txt "
      . $personal_file_folder_copy . "/" . "function_user.c";

    shell_exec("$cp_cmd");

    if ($function2_needed == "yes")
    {
        $cp_cmd
        = "cp samples/sample-function2_user.txt "
          . $personal_file_folder . "/" . "function2_user.txt";

        shell_exec("$cp_cmd");
    }
}

include("main/setup_output_reload.php");

echo '<script type="text/javascript">' . "\r\n";
echo '  this.location.replace("results.php");' . "\r\n";
echo '</script>' . "\r\n";
}
?>

```

Copy the sample file(s) to replace the user-uploaded files

Template 57

Redirect to results.php

Template 54: sample-input_setup_web.txt (cf. Templates 55, 56 and 83)

Script

```
0 Main_function
  1 1, main_function_choosing = 1 ; 0 .../_.../_.../_...
0 Main_function_1
  2 1, mode_choosing = 1 ; 0 .../_.../_.../_...
  2 2, integer_1 = nn ;
  2 3, integer_2 = nn ;
  2 4 1, float_1_1 = ff.ffff ;
  2 4 2, float_1_2 = ff.ffff ;
  2 5 1, float_2_1 = ff.ffff ;
  2 5 2, float_2_2 = ff.ffff ;
  2 6 1, integer_3 = nn ;
  2 6 2, float_3 = ff.ffff ;
0 For_temporary_folders
  1 5 1, personal_file_date = 140325 ;
  1 5 2, personal_file_time = 060000 ;
  1 5 3, plot_output_date = 140325 ;
  1 5 4, plot_output_time = 090000 ;
  1 5 5, random_gen = 1732 ;
```

Template 55: setup_output_file.php (cf. Templates 54, 57 and 83)

Script

```
<?php
    $setup_output = fopen("tmp/input_setup_web/input_setup_web.txt", "w");

    fputs($setup_output, sprintf("\n"));

    /* Main function *****/

    fputs($setup_output, sprintf("0 Main_function\n"));
    fputs($setup_output, sprintf("\n"));

    fputs($setup_output,
        sprintf(" 1 1, main_function_choosing = %d ;\n",
            $main_function_choosing));

    fputs($setup_output, sprintf("\n"));
    fputs($setup_output, sprintf("\n"));
```

```

/* Main_function_1 *****/
if ($main_function == "main_function_1")
{
  fputs($setup_output, sprintf(" 0 Main_function_1\n"));
  fputs($setup_output, sprintf("\n"));

  fputs($setup_output,
    sprintf(" 2 1, mode_choosing = %d ;\n",
      $mode_choosing));
  fputs($setup_output, sprintf("\n"));

  fputs($setup_output,
    sprintf(" 2 2, integer_1 = %s ;\n",
      $integer_1));
  fputs($setup_output,
    sprintf(" 2 3, integer_2 = %s ;\n",
      $integer_2));
  fputs($setup_output, sprintf("\n"));

  fputs($setup_output,
    sprintf(" 2 4 1, float_1_1 = %s ;\n",
      $float_1_1));
  fputs($setup_output,
    sprintf(" 2 4 2, float_1_2 = %s ;\n",
      $float_1_2));
  fputs($setup_output, sprintf("\n"));

  fputs($setup_output,
    sprintf(" 2 5 1, float_2_1 = %s ;\n",
      $float_2_1));
  fputs($setup_output,
    sprintf(" 2 5 2, float_2_2 = %s ;\n",
      $float_2_2));
  fputs($setup_output, sprintf("\n"));

  fputs($setup_output,
    sprintf(" 2 6 1, integer_3 = %s ;\n",
      $integer_3));

  fputs($setup_output,
    sprintf(" 2 6 2, float_3 = %s ;\n",
      $float_3));

  fputs($setup_output, sprintf("\n"));
}

```

Not %d!

Not %f!


```

/* For temporary folders *****/

fputs($setup_output,
      sprintf("0 For_temporary_folders\n"));
fputs($setup_output, sprintf("\n"));

fputs($setup_output,
      sprintf(" 1 5 1,  personal_file_date = %s ;\n",          Not %d!
              $personal_function_date));
fputs($setup_output,
      sprintf(" 1 5 2,  personal_file_time = %s ;\n",
              $personal_function_time));
fputs($setup_output, sprintf("\n"));

fputs($setup_output,
      sprintf(" 1 5 3,  plot_output_date  = %s ;\n",
              $plot_output_date));
fputs($setup_output,
      sprintf(" 1 5 4,  plot_output_time  = %s ;\n",
              $plot_output_time));
fputs($setup_output, sprintf("\n"));

$random_gen = ( (gmdate(d) . gmdate(H)) * (gmdate(i) . gmdate(s)) ) % 10000;

if ($random_gen == 0)
{
  $random_gen = 909;
}

elseif ($random_gen >= 1 &&
        $random_gen < 10 )
{
  $random_gen = $random_gen * 909;
}

elseif ($random_gen >= 10 &&          909 < random_gen ≤ 9999
        $random_gen < 100 )
{
  $random_gen = $random_gen * 101;
}

elseif ($random_gen >= 100 &&
        $random_gen < 1000 )
{
  $random_gen = $random_gen + ($random_gen / 100) * 1000;
}

fputs($setup_output,
      sprintf(" 1 5 5,  random_gen      = %d ;\n",
              $random_gen));

fputs($setup_output, sprintf("\n"));
fputs($setup_output, sprintf("\n"));

/*****/

fclose($setup_output);
?>

```

Template 56: sample-input_setup_web_reload.txt (cf. Templates 54 and 57)

Script

```
<?php
  $output_series = "output-140325-090000" ;

// Main_function

  $main_function_choosing = 1 ;      // .../_.../_.../_...

// Main_function_1

  $mode_choosing          = 1 ;      // .../_.../_.../_...

  $personal_function_file = "tmp/uploaded_functions/function_user.txt" ;
  $personal_function2_file = "tmp/uploaded_functions/function2_user.txt" ;

  $integer_1 = nn ;
  $integer_2 = nn ;

  $float_1_1 = 0.00001 ;              // Replacement_for_float_1_1=_0!!
  $float_1_2 = ff.ffff ;

  $float_2_1 = ff.ffff ;
  $float_2_2 = ff.ffff ;

  $integer_3 = nn ;
  $float_3   = ff.ffff ;

// For_temporary_folders

  $personal_file_date = "140325" ;
  $personal_file_time = "060000" ;

  $plot_output_date   = "140325" ;
  $plot_output_time   = "090000" ;
?>
```

See Template 57

Template 57: `setup_output_reload.php` (cf. Templates 55 and 56)

Script

```
<?php
    $setup_output = fopen("tmp/input_setup_web/input_setup_web_reload.txt", "w");

    fputs($setup_output, sprintf("<?php\n"));
    fputs($setup_output, sprintf("\n"));

    /*****

    fputs($setup_output,
        sprintf("    \$output_series = \"plot-%s-%s\" ;\n",
                $plot_output_date, $plot_output_time));

    fputs($setup_output, sprintf("\n"));
    fputs($setup_output, sprintf("\n"));

    /* Main function *****/

    fputs($setup_output, sprintf("// Main_function\n"));
    fputs($setup_output, sprintf("\n"));

    fputs($setup_output,
        sprintf("    \main_function_choosing = %d ;\n",
                $main_function_choosing));

    fputs($setup_output, sprintf("\n"));
    fputs($setup_output, sprintf("\n"));
```

```

/* main_function_1 *****/
if ($main_function == "main_function_1")
{
  fputs($setup_output, sprintf("// Main_function_1\n"));
  fputs($setup_output, sprintf("\n"));

  fputs($setup_output,
        sprintf(" \mode_choosing          = %d ;\n",
                mode_choosing));

  fputs($setup_output, sprintf("\n"));

  if ($function_choice == "function_user")
  {
    if ($personal_function_file != NULL          &&
        $personal_function_file != $personal_function_file_copy )
    {
      fputs($setup_output,
            sprintf(" \personal_function_file = \"%s\" ;\n",
                    $personal_function_file));
      fputs($setup_output, sprintf("\n"));
    }

    if ($function2_needed == "yes")
    {
      if ($personal_function2_file != NULL      &&
          $personal_function2_file != $personal_function2_file_copy )
      {
        fputs($setup_output,
              sprintf(" \personal_function2_file = \"%s\" ;\n",
                      $personal_function2_file));
        fputs($setup_output, sprintf("\n"));
      }
    }

    if ($personal_function_file != NULL          &&
        $personal_function_file == $personal_function_file_copy )
    {
      fputs($setup_output,
            sprintf(" \personal_function_text = \"%s\" ;\n",
                    $personal_function_text));
      fputs($setup_output, sprintf("\n"));
    }

    if ($function2_needed == "yes")
    {
      if ($personal_function2_file != NULL      &&
          $personal_function2_file == $personal_function2_file_copy )
      {
        fputs($setup_output,
              sprintf(" \personal_function2_text = \"%s\" ;\n",
                      $personal_function2_text));
        fputs($setup_output, sprintf("\n"));
      }
    }
  }
}
}
}

```

File 1 uploaded, not typed

File 2 uploaded, not typed

File 1 typed, not uploaded

File 2 typed, not uploaded

```

fputs($setup_output,
      sprintf("  \${integer_1} = %s ;\n", $integer_1));
fputs($setup_output,
      sprintf("  \${integer_2} = %s ;\n", $integer_2));
fputs($setup_output, sprintf("\n"));

if ($float_1_1 != 0.0)
{
  fputs($setup_output,
        sprintf("  \${float_1_1} = %s ;\n", $float_1_1));
}
else
{
  fputs($setup_output,
        sprintf("  \${float_1_1} = 0.00001 ;\n"));
}

if ($float_1_2 != 0.0)
{
  fputs($setup_output,
        sprintf("  \${float_1_2} = %s ;\n", $float_1_2));
}
else
{
  fputs($setup_output,
        sprintf("  \${float_1_2} = 0.00001 ;\n"));
}

fputs($setup_output, sprintf("\n"));

if ($float_2_1 != 0.0)
{
  fputs($setup_output,
        sprintf("  \${float_2_1} = %s ;\n", $float_2_1));
}
else
{
  fputs($setup_output,
        sprintf("  \${float_2_1} = 0.00001 ;\n"));
}

if ($float_2_2 != 0.0)
{
  fputs($setup_output,
        sprintf("  \${float_2_2} = %s ;\n", $float_2_2));
}
else
{
  fputs($setup_output,
        sprintf("  \${float_2_2} = 0.00001 ;\n"));
}

fputs($setup_output, sprintf("\n"));

```

integer_1 and integer_2 could practically also be 0!

```

fputs($setup_output,
      sprintf("  \${integer_3} = %s ;\n", $integer_3));

if ($float_3 != 0.0)
{
  fputs($setup_output,
        sprintf("  \${float_3} = %s ;\n", $float_3));
}
else
{
  fputs($setup_output,
        sprintf("  \${float_3} = 0.00001 ;\n"));
}

fputs($setup_output, sprintf("\n"));
fputs($setup_output, sprintf("\n"));
}

/* For temporary folders *****/

fputs($setup_output,
      sprintf("// For_temporary_folders\n"));
fputs($setup_output, sprintf("\n"));

fputs($setup_output,
      sprintf("  \${personal_file_date} = \"%s\" ;\n",
              $personal_file_date));
fputs($setup_output,
      sprintf("  \${personal_file_time} = \"%s\" ;\n",
              $personal_file_time));

fputs($setup_output, sprintf("\n"));

fputs($setup_output,
      sprintf("  \${plot_output_date} = \"%s\" ;\n",
              $plot_output_date));
fputs($setup_output,
      sprintf("  \${plot_output_time} = \"%s\" ;\n",
              $plot_output_time));

fputs($setup_output, sprintf("\n"));
fputs($setup_output, sprintf("\n"));

/*****/

fputs($setup_output, sprintf("?>\n"));
fputs($setup_output, sprintf("\n"));

fclose($setup_output);
?>

```

integer_3 could practically also be 0!

Not %d!

4.2 Result presenting

Template 58: Reloading the setup

Script in main.php

```
<?php
  /* Only for "results.php" *****/
  /*
    include("tmp/input_setup_web/input_setup_web_reload.txt");
  */
?>

<form action="main.php" method="post" enctype="multipart/form-data">

  .
  .
  .
```

Template 56

Template 2

Script in results.php

```
<?php
  /* Only for "results.php" *****/

  include("tmp/input_setup_web/input_setup_web_reload.txt");

?>

<form action="main.php" method="post" enctype="multipart/form-data">

  .
  .
  .
```

Template 56

Template 2

This is the unique required modification from main.php to results.php.

Template 60: Results shown in forms of plots and tables

Script

```
<?php
if ($main_function == "main_function_1" ||
    $main_function == "main_function_2" )
{
    include("setup/setup-plotNo.php");           Template 62

    for ($n_plot = 1; $n_plot <= $output_plot_No; $n_plot ++)
    {
        switch ($main_function)
        {
            case "main_function_1":
                echo '<h4> ..... </h4>' . "\r\n";

                include("main/plot_output.php");           Templates 64 and 65
                include("captions/caption-main_function_1.php");

                break;

                .
                .
                .
            }
        }
    }

elseif ($main_function == "main_function_3" ||
        $main_function == "main_function_4" )
{
    include("setup/setup-tableNo.php");           Template 63

    for ($n_table = 1; $n_table <= $output_table_No; $n_table ++)
    {
        $plot_output_file_copy           Result output by the main program in PHP syntax
        = $plot_output_file . "-0.txt";

        include("$plot_output_folder/" . $plot_output_file_copy);           Read the output results

        switch ($main_function)
        {
            case "main_function_3":
                echo '<h4> ..... </h4>' . "\r\n";

                include("tables/table-output_main_function_3.php");
                include("captions/caption-main_function_3.php");

                break;

                .
                .
                .
            }
        }
    }
}
?>
```

Template 61: Downloadable output data files (cf. Template 64)

Script

```
<?php
    echo '<h4> Data </h4>' . "\r\n";

    echo '<span class="plot_link">' . "\r\n";
    echo ' <b> TXT: </b>' . "\r\n";
    echo ' <a href="tmp/output_results/';
    echo     $plot_output_file . '.txt" target="_blank">' . "\r\n";
    echo     $plot_output_file . '.txt</a>' . "\r\n";
    echo '</span>' . "\r\n";
    echo '<br />' . "\r\n";
    echo '<br />' . "\r\n";
?>
```

Template 62: setup-plotNo.php (cf. Template 63)

Script

```
<?php
/* ----- */
//
// Set the number of output plots
//
/* ----- */

if ($main_function == "main_function_1")
{
    $output_plot_No = 1;
}

/* ----- */

if ($main_function == "main_function_2")
{
    $output_plot_No = 2;
}

/* ----- */

if ($main_function == "main_function_3")
{
    $output_plot_No = 0;
}

/* ----- */

if ($main_function == "main_function_4")
{
    $output_plot_No = 0;
}

/* ----- */

?>
```

Template 63: setup-tableNo.php (cf. Template 62)

Script

```
<?php
/* ----- */
//
// Set the number of output tables
//
/* ----- */

if ($main_function == "main_function_1")
{
    $output_table_No = 0;
}

/* ----- */

if ($main_function == "main_function_2")
{
    $output_table_No = 0;
}

/* ----- */

if ($main_function == "main_function_3")
{
    $output_table_No = 2;
}

/* ----- */

if ($main_function == "main_function_4")
{
    $output_table_No = 1;
}

/* ----- */

?>
```

Template 64: plot_output.php (cf. Template 61)

Script

```
<span class="plot_link">
  <b> PS: </b>
  <a href="<?php echo $plot_output_folder . '/' .
    $plot_output_file . '-' ;
    if ($n_plot <= 9)
    {
      echo '0';
    }
    echo $n_plot; ?>.ps" target="_blank">
  <?php echo $plot_output_file . '-' ;
    if ($n_plot <= 9)
    {
      echo '0';
    }
    echo $n_plot; ?>.ps</a>
</span>
<br />

<span class="plot_link">
  <b> EPS: </b>
  <a href="<?php echo $plot_output_folder . '/' .
    $plot_output_file . '-' ;
    if ($n_plot <= 9)
    {
      echo '0';
    }
    echo $n_plot; ?>.eps" target="_blank">
  <?php echo $plot_output_file . '-' ;
    if ($n_plot <= 9)
    {
      echo '0';
    }
    echo $n_plot; ?>.eps</a>
</span>
<br />

<span class="plot_link">
  <b> PDF: </b>
  <a href="<?php echo $plot_output_folder . '/' .
    $plot_output_file . '-' ;
    if ($n_plot <= 9)
    {
      echo '0';
    }
    echo $n_plot; ?>.pdf" target="_blank">
  <?php echo $plot_output_file . '-' ;
    if ($n_plot <= 9)
    {
      echo '0';
    }
    echo $n_plot; ?>.pdf</a>
</span>
<br />
```

```

<span class="plot_link">
  <b> PNG: </b>
  <a href="<?php echo $plot_output_folder . '/' .
    $plot_output_file . '-' ;
    if ($n_plot <= 9)
    {
      echo '0';
    }
    echo $n_plot; ?>.png" target="_blank">
  <?php echo $plot_output_file . '-' ;
    if ($n_plot <= 9)
    {
      echo '0';
    }
    echo $n_plot; ?>.png</a>
</span>
<br />

<br />
<span class="plot_link">
  <b> Plot preview </b>
</span>
<br />
  <a href="<?php echo $plot_output_folder . '/' .
    $plot_output_file . '-' ;
    if ($n_plot <= 9)
    {
      echo '0';
    }
    echo $n_plot; ?>.png"
  target="_blank">
  .png" /></a>
<br />

<span class="credit">
  <b> Plot credit: </b>
  TiResearch &nbsp; http://www.tir.tw/xxxxxx/
</span>
<br />

<br />

```


Results

Distribution of estimated area

PS: [disw-140212-205318-01.ps](#)
EPS: [disw-140212-205318-01.eps](#)
PDF: [disw-140212-205318-01.pdf](#)
PNG: [disw-140212-205318-01.png](#)

Plot preview

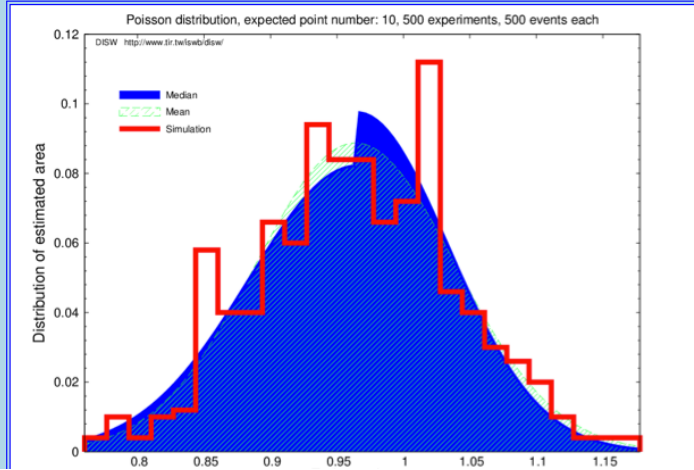


Figure 25a: Result in form of plots.

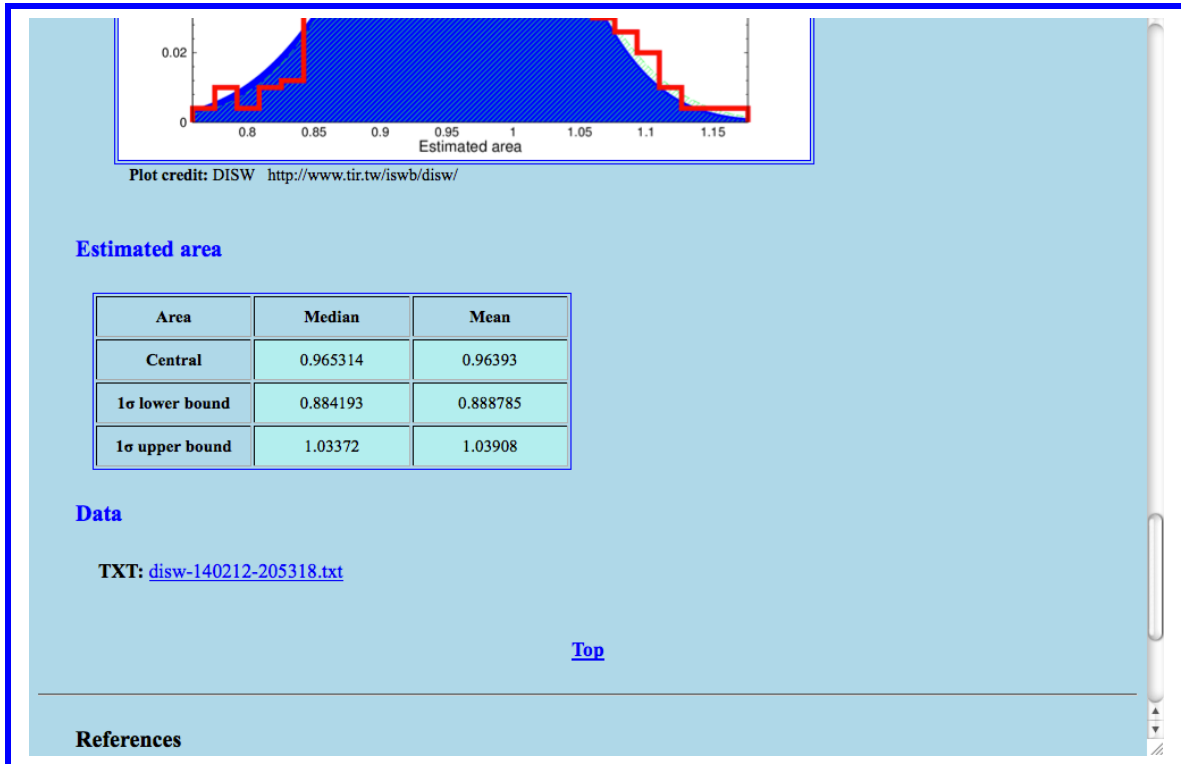


Figure 25b: Results in form of a table.

Chapter 5

Miscellaneous

5.1 File removing

Template 66: eraser.php

Script

```
<!DOCTYPE html
PUBLIC "-//W3C//DTD XHTML 1.0 Strict//EN"
"http://www.w3.org/TR/xhtml1/DTD/xhtml1-strict.dtd">
<html xmlns="http://www.w3.org/1999/xhtml">

<head>

<title> File Eraser </title>

<meta id="author" content="Chung-Lin Shan" />
<meta http-equiv="Content-Type" content="text/html; charset=utf-8" />

<link rel="stylesheet" type="text/css" href="main/main.css" />

</head>

<body class="en">

<h3 class="center"> File Eraser </h3>

<?php
    shell_exec("rm -r tmp/input_setup_web/*.txt");

    shell_exec("rm -r tmp/output_plots/*.eps");
    shell_exec("rm -r tmp/output_plots/*.ps");
    shell_exec("rm -r tmp/output_plots/*.pdf");
    shell_exec("rm -r tmp/output_plots/*.png");
    shell_exec("rm -r tmp/output_plots/*.txt");

    shell_exec("rm -r tmp/output_results/*.txt");

    shell_exec("rm -r tmp/uploaded_files/*.txt");
?>

</body>

</html>
```

5.2 Redirection

Template 67: Redirection to the parent directory

Script

```
<!DOCTYPE html
PUBLIC "-//W3C//DTD XHTML 1.0 Strict//EN"
"http://www.w3.org/TR/xhtml1/DTD/xhtml1-strict.dtd">
<html xmlns="http://www.w3.org/1999/xhtml">

<head>

<title> </title>

<meta id="author" content="Chung-Lin Shan" />
<meta http-equiv="Content-Type" content="text/html; charset=utf-8" />

</head>

<body onload="this.location.replace('../')">

</body>

</html>
```

Template 68: Redirection to a web page

Script

```
<!DOCTYPE html
PUBLIC "-//W3C//DTD XHTML 1.0 Strict//EN"
"http://www.w3.org/TR/xhtml1/DTD/xhtml1-strict.dtd">
<html xmlns="http://www.w3.org/1999/xhtml">

<head>

<title> </title>

<meta id="author" content="Chung-Lin Shan" />
<meta http-equiv="Content-Type" content="text/html; charset=utf-8" />

</head>

<body onload="http://www.tir.tw/">

</body>

</html>
```

Template 69: Redirection to a web page with countdown

Script

```
<!DOCTYPE html
PUBLIC "-//W3C//DTD XHTML 1.0 Strict//EN"
"http://www.w3.org/TR/xhtml1/DTD/xhtml1-strict.dtd">
<html xmlns="http://www.w3.org/1999/xhtml">

<head>

<title> </title>

<meta id="author" content="Chung-Lin Shan" />
<meta http-equiv="Content-Type" content="text/html; charset=utf-8" />

<meta http-equiv="Refresh" content="15; url='www.tir.tw/'" />

</head>

<body onload="countdown()" style="background-color: #AFEEEE">

<script type="text/javascript">
  var show_rest_time;
  var rest_time = 15;

  function countdown()
  {
    if (rest_time == 1)
    {
      document.getElementById("rest_time").innerHTML = rest_time + " second";
    }

    else
    {
      document.getElementById("rest_time").innerHTML = rest_time + " seconds";
    }

    if (rest_time >= 1)
    {
      rest_time = rest_time - 1;

      show_rest_time = setTimeout("countdown()", 1000);
    }
  }
</script>

<p style="font-family: 'Times New Roman'; font-size: 14pt;
  line-height: 18pt; text-align: center">
  <br />
  This page will be redirected in <span id="rest_time"></span>,
  or you could click the URL below.
  <br />
  You could also bookmark this URL for your next visit:
  <a href="http://www.tir.tw/">http://www.tir.tw/</a>
</p>

</body>

</html>
```

See Template 85

No space! Nothing!

Appendix A

Some Auxiliary Files

A.1 main.css

Template 70: Headings

Definitions

h1	{font-size: 26pt; color: blue; text-align: center}
h2	{font-size: 23pt; color: blue; text-align: center}
h3	{font-size: 18pt; color: blue; text-align: left; margin-left: 5pt}
h4	{font-size: 15pt; color: blue; text-align: left; margin-left: 25pt}
h5	{font-size: 13pt; color: blue; text-align: center}
h6	{font-size: 12pt; color: black; text-align: right; margin-right: 25pt}

Template 71: form

Definitions

form	{font-size: 13pt; line-height: 18pt}
fieldset	{margin-left: 36pt; border-style: solid; border-color: transparent}

Template 72: input

Definitions

input.table	{line-height: 15pt; text-align: center; margin-left: 5pt; margin-right: 5pt; height: 15pt; width: 90pt; background-color: #AFEEEE} /* PaleTurquoise, RGB={175, 238, 238} */
input.upload	{line-height: 15pt; text-align: left; height: 19.2pt; width: 200pt; background-color: #AFEEEE}
input.text	{line-height: 15pt; text-align: center; margin-left: 5pt; margin-right: 5pt; height: 15pt; width: 40pt; background-color: #AFEEEE}
input.submit	{font-size: 11pt; margin-left: 36pt; margin-right: 5pt; height: 22pt; width: 120pt}
textarea	{height: 150pt; width: 300pt; background-color: #AFEEEE}
select	{padding-left: 3pt; height: 15pt; width: 50pt; background-color: #AFEEEE}

Template 73: li

Definitions

ul	{list-style-type: disc; margin-left: 0pt; margin-right: 25pt}
ol	{list-style-type: decimal; margin-left: 5pt; margin-right: 25pt}
li	{line-height: 20pt; margin-left: 25pt; margin-right: 25pt}

Template 74: table

Definitions

table	{line-height: 24pt; margin-left: 36pt; border-style: solid; border-color: blue}
th	{text-align: center; width: 100pt}
td	{text-align: center; width: 100pt}
td.result	{background-color: #AFEEEE}

Template 75: `img`

Definitions

<code>img.eq</code>	<code>{margin-left: 25pt; border-top-width: 5pt; border-bottom-width: 4pt; border-left-width: 0pt; border-right-width: 0pt; border-style: solid; border-color: transparent}</code>
<code>img.eq-s</code>	<code>{border-width: 0px; border-style: solid; border-color: blue}</code>
<code>img.output_plot</code>	<code>{margin-left: 50pt; height: 320pt; width: auto; border-width: 4px; border-style: double; border-color: blue}</code>

Template 76: `p`

Definitions

<code>body</code>	<code>{background-color: #ADD8E6 /* lightblue, RGB={173, 216, 230} */}</code>
<code>div</code>	<code>{font-size: 13pt; text-indent: 20pt; line-height: 16pt}</code>
<code>p</code>	<code>{color: black; text-align: justify; margin-left: 25pt; margin-right: 25pt}</code>
<code>p.EqCard</code>	<code>{font-size: 13pt}</code>
<code>p.caption</code>	<code>{font-size: 13pt; line-height: 20pt; margin-left: 36pt; width: 600pt}</code>
<code>p.date</code>	<code>{text-align: right; margin-right: 50pt}</code>

Template 77: `font`

Definitions

<code>.en</code>	<code>{font-family: "Times New Roman"}</code>
<code>.bf</code>	<code>{font-weight: bold}</code>
<code>.it</code>	<code>{font-style: italic}</code>
<code>.sf</code>	<code>{font-family: sans-serif}</code>

Template 78: `color`

Definitions

<code>.black</code>	<code>{color: black}</code>
<code>.white</code>	<code>{color: white}</code>
<code>.red</code>	<code>{color: red}</code>
<code>.green</code>	<code>{color: green}</code>
<code>.blue</code>	<code>{color: blue}</code>
<code>.lightblue</code>	<code>{color: #ADD8E6}</code>

Template 79: `text-align`

Definitions

<code>.center</code>	<code>{text-align: center}</code>
<code>.left</code>	<code>{text-align: left}</code>
<code>.right</code>	<code>{text-align: right}</code>

Template 80: a

Definitions

a:visited	{color: #00008B}	/* darkblue, RGB={0, 0, 139} */
a.eq	{color: blue; text-decoration: none}	

Template 81: Footnotes

Definitions

.def	{line-height: 20pt; margin-left: 40pt}
.plot_link	{font-size: 13pt; line-height: 17pt; margin-left: 40pt}
.credit	{font-size: 11pt; line-height: 13pt; margin-left: 60pt}

A.2 setup-reader.c

Template 82: Including setup-reader.c

Script

```
personal_setup = fopen("tmp/input_setup_web/input_setup_web.txt", "r");  
  
#include "main-sub/setup-reader.c"  
  
fclose(personal_setup);
```

Template 83

Template 83: setup-reader.c (cf. Template 54)

Script

```
/* ----- */
//
// A subroutine for reading input setup from the website
//
/* ----- */

do
{
    fscanf(personal_setup, "%d", &read_setup_category);

    switch (read_setup_category)
    {

/* ----- */
//
// For users' comments
//

        case 0:
            fscanf(personal_setup, "%*s");

            break;
```

```

/* ----- */
//
// Setup for main functions
//

case 1:
    fscanf(personal_setup, "%d", &read_setup_item);

    switch (read_setup_item)
    {
        case 1:
            fscanf(personal_setup, "%*s%*s%*s%*s%d%*s", &read_setup_data_int);

            switch (read_setup_data_int)
            {
                case 1:
                    main_function = "main_function_1";
                    break;

                case 2:
                    main_function = "main_function_2";
                    break;

                case 3:
                    main_function = "main_function_3";
                    break;

                case 4:
                    main_function = "main_function_4";
                    break;

                default:
                    return 0;
            }

            break;

        .
        .
        .

```

```

case 5:
    fscanf(personal_setup, "%d", &read_setup_entry);
    fscanf(personal_setup, "%*s%*s%*s%d%*s", &read_setup_data_int);

    switch (read_setup_entry)
    {
    case 1:
        sprintf(read_setup_data_date, "%d", read_setup_data_int);

//        if (read_setup_data_int < 100000)
//        {
//            strcpy(personal_file_date, "0");
//            strcat(personal_file_date, read_setup_data_date);
//        }
//        else
//        {
            strcpy(personal_file_date, read_setup_data_date);
        }

        break;

    case 2:
        sprintf(read_setup_data_date, "%d", read_setup_data_int);

        if (read_setup_data_int < 10)
        {
            strcpy(personal_file_time, "00000");
            strcat(personal_file_time, read_setup_data_date);
        }
        else
        if (read_setup_data_int < 100)
        {
            strcpy(personal_file_time, "0000");
            strcat(personal_file_time, read_setup_data_date);
        }
        else
        if (read_setup_data_int < 1000)
        {
            strcpy(personal_file_time, "000");
            strcat(personal_file_time, read_setup_data_date);
        }
        else
        if (read_setup_data_int < 10000)
        {
            strcpy(personal_file_time, "00");
            strcat(personal_file_time, read_setup_data_date);
        }
        else
        if (read_setup_data_int < 100000)
        {
            strcpy(personal_file_time, "0");
            strcat(personal_file_time, read_setup_data_date);
        }
        else
        {
            strcpy(personal_file_time, read_setup_data_date);
        }

        break;

```

Keep 6 digitals!

Keep 6 digitals!

```

case 3:
    sprintf(read_setup_data_date, "%d", read_setup_data_int);

//    if (read_setup_data_int < 100000)
//    {
//        strcpy(plot_output_date, "0");
//        strcat(plot_output_date, read_setup_data_date);
//    }
//    else
//    {
        strcpy(plot_output_date, read_setup_data_date);
//    }

    break;

```

Keep 6 digitals!

```

case 4:
    sprintf(read_setup_data_date, "%d", read_setup_data_int);

    if (read_setup_data_int < 10)
    {
        strcpy(plot_output_time, "00000");
        strcat(plot_output_time, read_setup_data_date);
    }
    else
    if (read_setup_data_int < 100)
    {
        strcpy(plot_output_time, "0000");
        strcat(plot_output_time, read_setup_data_date);
    }
    else
    if (read_setup_data_int < 1000)
    {
        strcpy(plot_output_time, "000");
        strcat(plot_output_time, read_setup_data_date);
    }
    else
    if (read_setup_data_int < 10000)
    {
        strcpy(plot_output_time, "00");
        strcat(plot_output_time, read_setup_data_date);
    }
    else
    if (read_setup_data_int < 100000)
    {
        strcpy(plot_output_time, "0");
        strcat(plot_output_time, read_setup_data_date);
    }
    else
    {
        strcpy(plot_output_time, read_setup_data_date);
    }

    break;

```

Keep 6 digitals!

```
    case 5:
        random_gen = read_setup_data_int;

        break;

    default:
        return 0;
}

break;

.
.
.

default:
    return 0;
}

break;
```



```

/* ----- */
//
// Setup for "main_function_1"
//

case 2:
    fscanf(personal_setup, "%d", &read_setup_item);

    switch (read_setup_item)
    {
        case 1:
            fscanf(personal_setup, "%*s%*s%*s%*s%d%*s", &read_setup_data_int);

            switch (read_setup_data_int)
            {
                case 1:
                    mode_choice = "mode_choice_1";
                    break;

                case 2:
                    mode_choice = "mode_choice_2";
                    break;

                case 3:
                    mode_choice = "mode_choice_3";
                    break;

                case 4:
                    mode_choice = "mode_choice_4";
                    break;

                default:
                    return 0;
            }

            break;

        case 2:
            fscanf(personal_setup, "%*s%*s%*s%*s%d%*s", &read_setup_data_int);
            integer_1 = read_setup_data_int;

            break;

        case 3:
            fscanf(personal_setup, "%*s%*s%*s%*s%d%*s", &read_setup_data_int);
            integer_2 = read_setup_data_int;

            break;
    }

```

```

case 4:
    fscanf(personal_setup, "%d", &read_setup_entry);
    fscanf(personal_setup, "%*s%*s%*s%f%*s", &read_setup_data_float);

    switch (read_setup_entry)
    {
        case 1:
            float_1_1 = read_setup_data_float;
            break;

        case 2:
            float_1_2 = read_setup_data_float;
            break;

        default:
            return 0;
    }

    break;

case 5:
    fscanf(personal_setup, "%d", &read_setup_entry);
    fscanf(personal_setup, "%*s%*s%*s%f%*s", &read_setup_data_float);

    switch (read_setup_entry)
    {
        case 1:
            float_2_1 = read_setup_data_float;
            break;

        case 2:
            float_2_2 = read_setup_data_float;
            break;

        default:
            return 0;
    }

    break;

case 6:
    fscanf(personal_setup, "%d", &read_setup_entry);

    switch (read_setup_entry)
    {
        case 1:
            fscanf(personal_setup, "%*s%*s%*s%d%*s", &read_setup_data_int);
            integer_3 = read_setup_data_int;
            break;

        case 2:
            fscanf(personal_setup, "%*s%*s%*s%f%*s", &read_setup_data_float);
            float_3 = read_setup_data_float;
            break;

        default:
            return 0;
    }

    break;

```

```
/* ----- */  
  
    default:  
        return 0;  
    }  
}  
while (!feof(personal_setup));
```


Appendix B

Basic Commands for Website Building

In this chapter I give some basic and frequently used commands for building a website. Full website building tutorials with more detailed explanations and interactive examples can be found in Ref. [1]. Two validator links for validating the HTML and CSS syntax of a web page are also given in Ref. [2].

B.1 HTML (Hyper Text Markup Language) and XHTML (EXtensible HTML)

B.1.1 html

Template 84: Basic structure of an `.html` file (see Template 1)

Script

```
<!DOCTYPE html
PUBLIC "-//W3C//DTD XHTML 1.0 Strict//EN"
"http://www.w3.org/TR/xhtml1/DTD/xhtml1-strict.dtd">

<html xmlns="http://www.w3.org/1999/xhtml">

  <head>

    .
    .
    .

  </head>

  <body>

    .
    .
    .

  </body>

</html>
```

Modification

```
<!DOCTYPE html
PUBLIC "-//W3C//DTD XHTML 1.0 Transitional//EN"
"http://www.w3.org/TR/xhtml1/DTD/xhtml1-transitional.dtd">
```

Modification

```
<!DOCTYPE html
PUBLIC "-//W3C//DTD XHTML 1.0 Frameset//EN"
"http://www.w3.org/TR/xhtml1/DTD/xhtml1-frameset.dtd">
```

B.1.2 head

Template 85: Basic structure of the head of an .html file (see Template 1)

Script

```
<head>

  <title> Title of the web page </title>

  <meta id="author"          content="name(s) of author(s)" />
  <meta http-equiv="Content-Type" content="text/html; charset=utf-8" />
  <meta http-equiv="Refresh"  content="15; url='www.xxxxxx.xxx/xxxxxx/'" />

  <base href="http://www.xxxxxx.xxx/xxxxxx/" />
  <base target="_top" />

  <link rel="stylesheet"     type="text/css"
        href="folder of the css file/name of the css file.css" />

  <style type="text/css">
    .
    .
    .
  </style>

  <script type="text/javascript">
    .
    .
    .
  </script>

</head>
```

See Sec. B.1.8 for links

See Sec. B.2 for CSS

See Sec. B.2 for CSS

See Sec. B.3 for JavaScript

Modification

```
<meta http-equiv="Content-Type" content="text/html; charset=big5" />
```

Modification

```
<base target="_blank" />
```

Corresponding command for <base> in <body>

```
<a href="http:">Description of this link</a>
```

B.1.3 Comments

Script

```
<!-- Comment line -->  
  
<!--  
Some comments ...  
.  
.  
.  
-->
```

See Secs. B.2.1, B.3.2, and B.5.2 for comments in CSS, JavaScript, and PHP, respectively.

B.1.4 Tags and elements

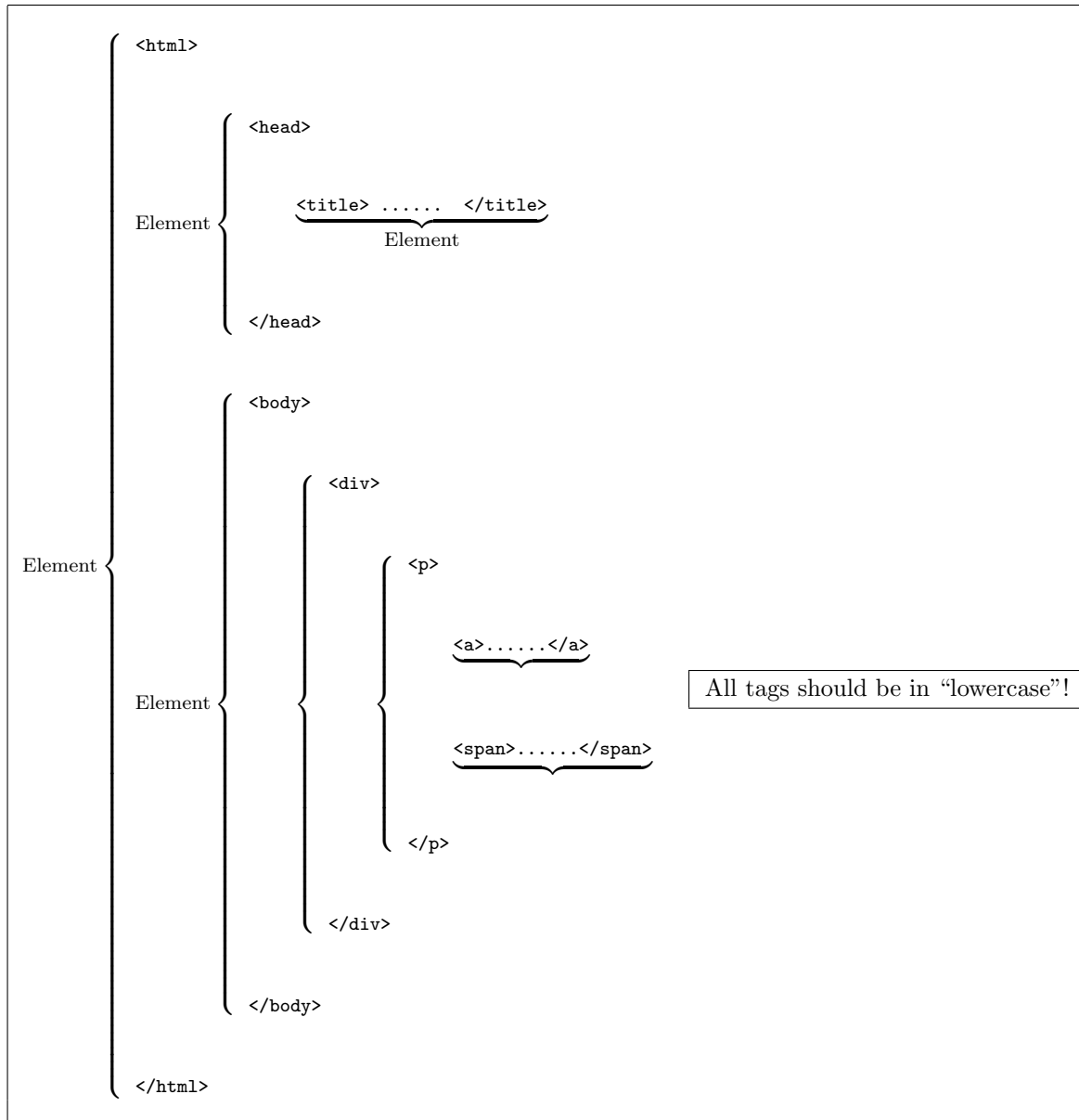
Start/opening tags

```
<html>, <head>, <body>,  
<title>, <div>, <p>, <a>,  
<span>
```

End/closing tags

```
</html>, </head>, </body>,  
</title>, </div>, </p>, </a>,  
</span>
```

Elements



See Sec. B.4.1 for the definitions of a "node" and the "node tree" in HTML DOM.

Empty elements (without closing tags)

```
<meta />, <link />,  
<br />, <hr />, <img />, <input />,  
<area />, <col />, <frame />
```

B.1.5 Attributes

Script

```
<tag type="type choice of this tag"  
  
  id="id of this tag"  
  name="name of this tag"  
  
  value="value given for this tag"  
  
  class="specified class (for this tag)"  
  style="specified style for this tag"  
  
(/ ) >
```

Both single ('...') or double ("...") quotes can be used.

All attributes should be in "lowercase"!

See Sec. B.2 for CSS

See Secs. B.1.8, B.1.9, and B.1.12 for some specified attributes combined with the <a>, the , and the <input type="radio">, the <input type="checkbox"> as well as with the <option> tags.

B.1.6 Headings

Template 86: `basic_html_headings.html` (cf. Template 90)

Script

```
<body>

  <h1> Main Title of the Website </h1>

  <h2> Title of the web page </h2>

  <hr />

  <h3> Main title of the category </h3>
  <h4> Title of blocks in the category </h4>

  <hr />

  <h5> Title of the section </h5>

  <div>

    <h6> Title of the paragraph </h6>

    <p>
      Some sentences ... <br />
      Some sentences ... <br />

      <span> Some more sentences ... </span>
    </p>

    <hr />

  </div>

</body>
```

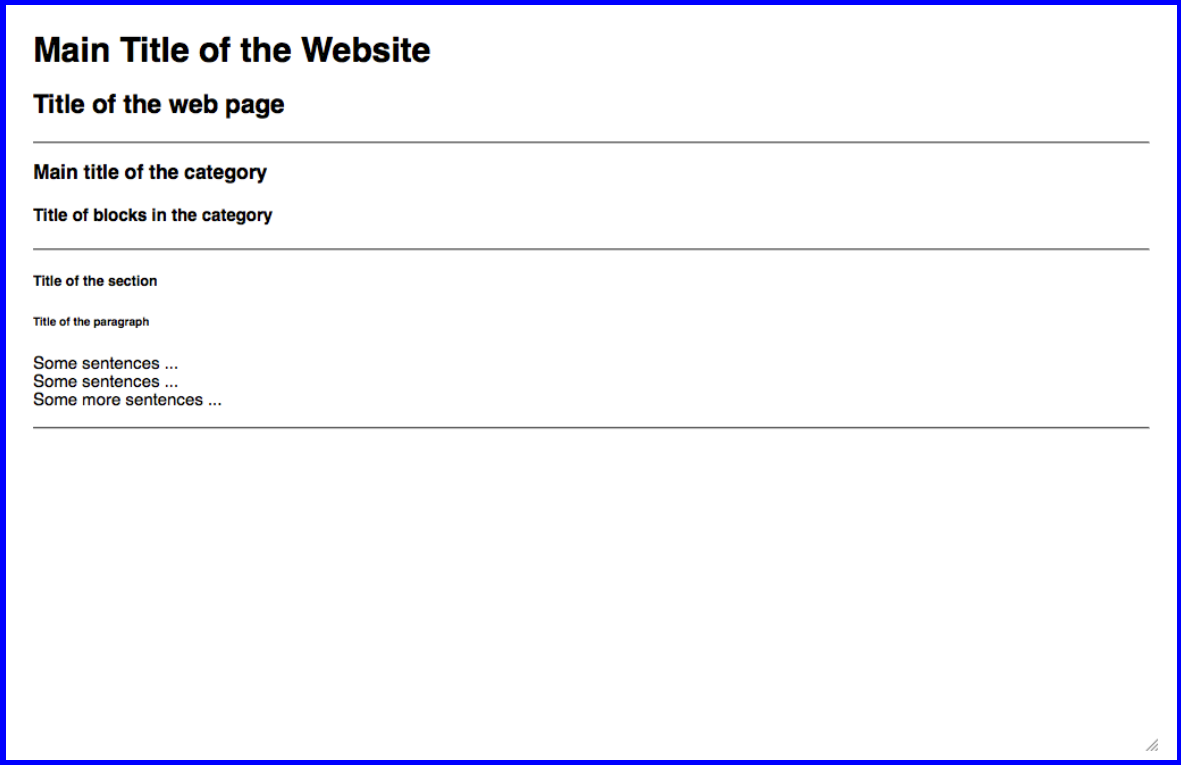


Figure 26: Headings.

B.1.7 Text formatting

Bold face

```
<b> Bold face </b>  
<strong> Bold face </strong>
```

Italic

```
<i> Italic </i>  
<em> Italic </em>
```

Resize

```
<big> Text with a bigger font size </big>  
<small> Text with a smaller font size </small>
```

Super-/Subscript

```
x<sup>n</sup>           ⇒      xn  
x<sub>n</sub>          ⇒      xn
```

Inserted and deleted texts

```
<ins> XXXXXX </ins>   ⇒      XXXXXX  
<del> XXXXXX </del> ⇒      XXXXXX
```

Acronym and abbreviations

```
<acronym title="complete words for the acronym"> An acronym </acronym>  
<abbr title="complete words for the abbreviation"> An abbreviation </abbr>
```

Preformatted text

```
<pre>  
  Some script ...  
    Some script with a larger indent...  
      Some script with the largest indent...  
</pre>           ⇒           Some script ...  
                               Some script with a larger indent...  
                               Some script with the largest indent...
```

B.1.8 Links and the anchor a

Script

```
<a href="http://www.xxxxxx.xxx/xxxxxx/xxx.html"
  href="./xxxxxx/xxx.html"

  href="http://www.xxxxxx.xxx/xxxxxx/xxx.html#xxxxxx"
  href="./xxxxxx/xxx.html#xxxxxx"
  href="#xxxxxx"

  target="_top/_blank">
  Description of this link .....</a>
```

Link for sending e-mails

```
<a href="mailto:xxxxxx@xxxxxx.xxx.xx?
  cc=yyyyyy1@yyyyyy1.yyy1.yy1,
  yyyyyy2@yyyyyy2.yyy2.yy2&
  bcc=zzzzzz@zzzzzz.zzz.zz&
  subject=.....%20.....%20.....&
  body=text of the e-mail">
  Send e-mail to some body</a>
```

See Sec. B.5.12 for e-mail sending in PHP.

B.1.9 img

Script

```

```

Script

```


<map name="name of the used map">

    <area shape="rect/circle"
        coords="x_1,y_1,x_2,y_2/x_0,y_0,r"
        href="....."
        />

</map>
```

Link with an image

```
<a href=" ../xxxxxx/xxxxxx.jpg"
    target="_blank">
    <a>
```

Link for sending e-mails with an envelope icon

```
<a href="mailto:xxxxxx@xxxxxx.xxx.xx?
    cc=yyyyyy1@yyyyyy1.yyy1.yy1,
    yyyyyy2@yyyyyy2.yyy2.yy2&
    bcc=zzzzzz@zzzzzz.zzz.zz&
    subject=.....%20.....%20.....&
    body=text of the e-mail">
    </a>
```

B.1.10 Lists ol, ul and li

Ordered list

```
<ol type="1/A/a/I/i">  
  
  <li> .....  
    </li>  
  
  <li> .....  
    </li>  
  
</ol>
```

Unordered list

```
<ul type="disc/circle/square">  
  
  <li> .....  
    </li>  
  
  <li> .....  
    </li>  
  
</ul>
```


B.1.11 form and fieldset

Script

```
<form>
  <fieldset>
    <legend> Title of this input field </legend>
    .
    .
    .
  </fieldset>

  <fieldset>
    .
    .
    .
  </fieldset>
</form>
```

See Sec. B.5.9 for the complete script for `<form>` tag.

B.1.12 input, select, and textarea

Script

```
<input type="text" value="the (default) text/number"
      type="password" value="the (default) password"

      type="radio" (checked="checked") (disabled="disabled")
      type="checkbox" (checked="checked") (disabled="disabled")

      type="file" See Secs. B.5.10 and B.5.11 for file handling and uploading

      type="button" value="Yes!"
      type="image" src="../xxxxxx/xxxxxx.jpg" See Sec. B.1.9

      type="submit" value="Submit"
      type="reset" value="Reset"

      type="hidden" value="the transported text/password/number"

      name="the name of the input/transported variable"
/>
```

Script

```
<select name="the name of this selection">

  <optgroup label="label for this category">

    <option value="the value of this option" (selected="selected")>
      the value of this option
    </option>

    <option value="the value of this option">
      the value of this option
    </option>

  </optgroup>

  <optgroup label="label for this category">

    <option value="the value of this option" (selected="selected")>
      the value of this option
    </option>

  </optgroup>

</select>
```

Script

```
<textarea>
  Some text ...
  .
  .
  .
</textarea>
```

Script

```
<label for="the id of the specified item">
  Some text/Description of the specified item
</label>

<input id="an id for this item" />
```

B.1.13 table

Template 87: `basic_html_table.html` (cf. Template 91)

Script

```
<table border="width of the border of the tabel"
  cellspacing="distance between two cells (in units of 'px')"
  cellpadding="distance between the inner border of the cell and the text (in units of 'px')"

  frame="border/box"
    "void"
    "above/below"
    "hsides/vsides"
    "lhs/rhs"
  >

<caption> Title of this table </caption>

<tr>

  <th>
    Table header 1
  </th>

  <th colspan="number of columns">
    Table header 2+3
  </th>

</tr>

<tr>

  <td rowspan="number of rows">
    Table data (2+3)-1
  </td>

  <td>
    Table data 2-2
  </td>

  <td>
    Table data 2-3
  </td>

</tr>

<tr>

  <td>
    Table data 3-2
  </td>

  <td>
    Table data 3-3
  </td>

</tr>

</table>
```

Title of this table

Table header 1	Table header 2+3	
Table data (2+3)-1	Table data 2-2	Table data 2-3
	Table data 3-2	Table data 3-3

Figure 27: A sample table with two combined cells.

Template 88: Style declarations for grouped one or more rows (see Template 92)

Script

```
<head>

  <style type="text/css">

    thead    {style declarations}
    tbody   {style declarations}
    tfoot    {style declarations}

  </style>
</head>

<body>

  <table>

    <thead>

      <tr>
        .
        .
        .
      </tr>

    </thead>

    <tbody>

      <tr>
        .
        .
        .
      </tr>

    </tbody>

    <tfoot>

      <tr>
        .
        .
        .
      </tr>

    </tfoot>

  </table>

</body>
```

Defining attribute values for one or more columns

```
<col style="style declarations" />
```

```
<colgroup span="number of columns" style="style declarations">  
</colgroup>
```

B.1.14 Frames and frameset

Script

```
<!DOCTYPE html
PUBLIC "-//W3C//DTD XHTML 1.0 Frameset//EN"
"http://www.w3.org/TR/xhtml1/DTD/xhtml1-frameset.dtd">
```

Script

```
<frameset cols="...%, ...%, ...%"
  rows="...%, ...%, ...%"
  >

  <frame src="xxxxxx.html" />
  <frame src="xxxxxx.html" />
  <frame src="../xxxxxx/xxxxxx.html"
    noresize />

  <noframes>
    Sorry, your browser does not handle frames!
  </noframes>

</frameset>
```

Inline frame

```
<iframe src ="xxxxxx.html"
  height="the height of this inline frame"
  width="the width of this inline frame"
  >

  <p> Sorry, your browser does not handle iframe! </p>

</iframe>
```

B.1.15 Characters and symbols

Reserved characters in HTML

&	<code>&amp;</code>	(ampersand)
<	<code>&lt;</code>	(less than)
>	<code>&gt;</code>	(greater than)
'	<code>&apos;</code>	(apostrophe, does not work in IE)
"	<code>&quot;</code>	(quotation mark)

ISO 8859-1 symbols

<code>&nbsp;</code>	(non-breaking space)
-------------------------	----------------------

Detailed lists of the ISO 8859-1 symbols, the ISO 8859-1 characters as well as the math symbols, Greek letters and other entities supported by HTML can be found in Ref. [1].

B.2 CSS (Cascading Style Sheets)

B.2.1 Comments

Script

```
/* Comment line */  
  
/*  
  Some comments ...  
  .  
  .  
  .  
*/
```

See Secs. B.1.3, B.3.2, and B.5.2 for comments in HTML, JavaScript, and PHP, respectively.

B.2.2 Three ways for inserting CSS

External style sheet

```
<head>

  <link rel="stylesheet" type="text/css"
        href="folder of the css file/name of the css file.css" />

</head>
```

See Secs. B.2.3 and B.2.4

Internal style sheet

```
<head>

  <style type="text/css">
    .
    .
    .
  </style>

</head>
```

See Secs. B.2.3 and B.2.4

Inline style

```
<body>

  <tag (class="the style class")
    style="(extra) style declarations" (/)>
    Some text ...
  </tag>

  <span (class="the style class")
    style="style declarations">
    Some text ...
  </span>

</body>
```

See Secs. B.2.3 and B.2.4

B.2.3 Four forms for defining styles

Forms for style declaration (class/id/attribute selectors)

```
<style type="text/css">

    .general class                {style declaration}

tag(, tag2, tag3, ...)          {style declaration}
tag.specified class             {style declaration}

#specified id                   {style declaration}
#specified id tag               {style declaration}
#specified id .specified class  {style declaration}

[(user-defined) attribute]      {style declaration}
tag [attribute]                 {style declaration}

</style>
```

See Sec. B.2.4

Examples

```
<style type="text/css">

h1                               {style declaration for the "h1" tag}
h2, h3                           {style declaration for both the "h2" and "h3" tags}

.en                               {style declaration for the "en" class}
input.data                       {style declaration for the "data" class of the "input" tag}

#main_title                      {style declaration for the tag with the id of "main_title"}

[id]                             {style declaration for all tags with the "id" attribute}
input[type="text"]               {style declaration for the "input" tag with the type of "text"}
img[class|=result]              {style declaration for the "img" tag with the class of "result"}

</style>
```

Using defined style classes

```
<body>

<tag class="the unique choice of the general/specified class" (/)>
    Some text ...
</tag>

<tag id="the specified id of this tag" (/)>
    Some text ...
</tag>

</body>
```

B.2.4 Syntax for style declaration

Template 89: `basic_css_headings.css` (Template 70 included)

Example: An external css file

```
h1          {font-style: italic}
h2, h4      {font-weight: normal}

.en         {font-family: "Times New Roman"}
.en2        {font-family: sans-serif}

h3.en       {font-family: sans-serif;      color: red}
h3.en2      {font-family: "Times New Roman"; color: black}
```

Template 90: `basic_css_headings.html`

Example: Internal style declarations

```
<style type="text/css">

h2          {color: green}
h6          {text-align: left; margin-left: 25pt}

</style>
```

Example: Using the above style declarations (cf. Template 86)

```
<body class="en">

<h1> Main Title of the Website </h1>

<h2> Title of the web page </h2>

<hr />

<h3 class="en"> Main title of the category </h3>
<h4> Title of blocks in the category </h4>

<hr />

<h5> Title of the section </h5>

<div style="margin-left: 50pt">

  <h6> Title of the paragraph </h6>

  <p>
    Some sentences ... <br />
    Some sentences ... <br />

    <span class="en2"> Some sentences ... </span>
  </p>

  <hr />

</div>

</body>
```

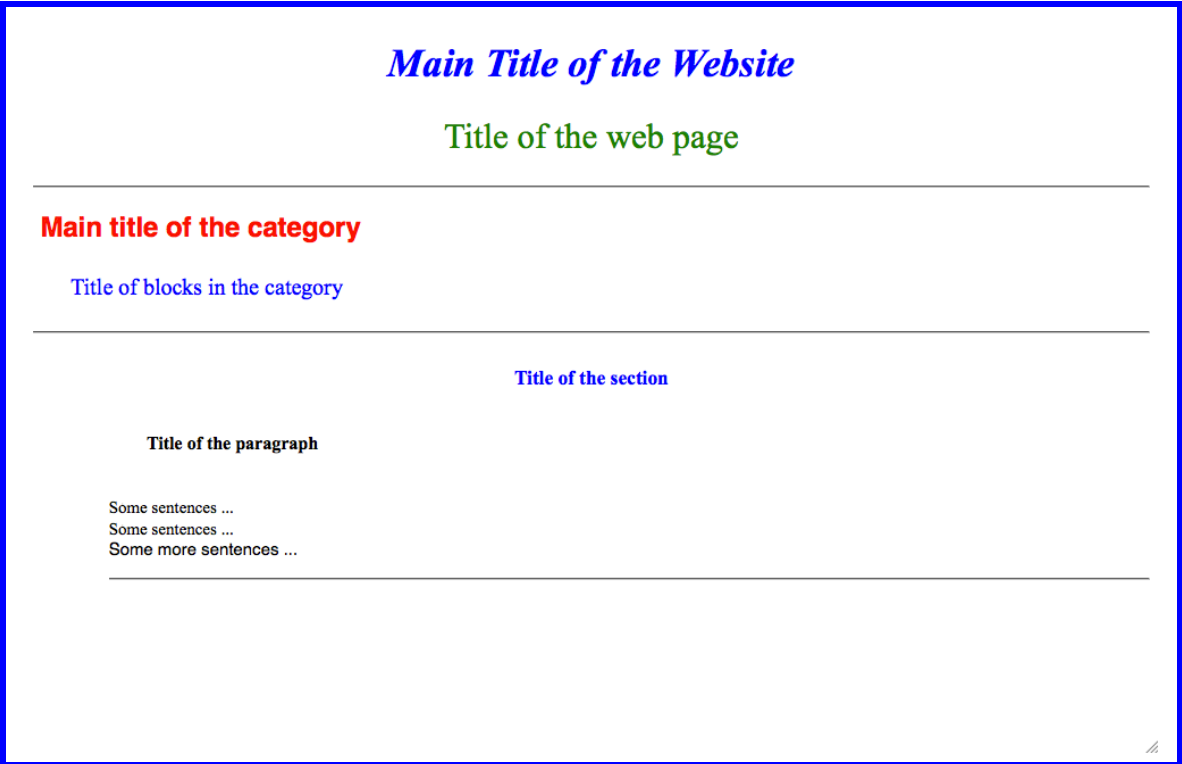


Figure 28: Headings given in Template 86 with style declarations (cf. Figure 26).

Template 91: **basic_css_table.html** (cf. Templates 87 and 95)

Script

```
<style type="text/css">
  table      {line-height: 36pt; margin-left: 24pt;
              border-style: groove; border-color:    ;
              border-top-width: 5pt; border-bottom-width: 0pt;
              border-left-width: 10pt; border-right-width: 5pt}

  caption   {font-family: "Times New Roman"; font-size: 20pt;
              font-style: italic; font-weight: bold;
              color: #00008B}

  tr        {font-size: 16pt; color: #006400;
              text-align: center; width: 100pt}

  th        {font-family: "Times New Roman"; color: blue;
              text-align: center; width: 150pt;
              background-color: #FDE4D0}
</style>
```

```

<table border=" 1"
  cellspacing=" 5px"
  cellpadding="10"

  frame="border">

<caption> Title of this <span style="color: red; background-color: #FFF8DC">table</span> </caption>

<tr>

  <th>
    Table header 1
  </th>

  <th colspan="2">
    Table header 2+3
  </th>

</tr>

<tr style="background-color: yellow">

  <td rowspan="2">
    Table data (2+3)-1
  </td>

  <td>
    Table data 2-2
  </td>

  <td>
    Table data 2-3
  </td>

</tr>

<tr>

  <td>
    Table data 3-2
  </td>

  <td>
    Table <span style="font-family: 'Times New Roman'; color: red">data 3-3</span>
  </td>

</tr>

</table>

```

*Title of this **table***

Table header 1	Table header 2+3	
Table data (2+3)-1	Table data 2-2	Table data 2-3
	Table data 3-2	Table data 3-3

Figure 29: The sample table given in Template 87 with style declarations (cf. Figure 27).

Template 92: basic_css_table2.html (cf. Templates 88 and 96)

Example: Style declarations for grouped one or more rows

```
<style type="text/css">
  table      {line-height: 24pt; margin-left: 36pt;
             border-style: solid; border-color: blue;
             border-top-width: 5pt; border-bottom-width: 4pt;
             border-left-width: 0pt; border-right-width: 0pt}

  tr        {color: red; text-align: center; width: 100pt}
  td        {color: green; text-align: center; width: 100pt}

  thead     {font-size: 13pt; font-weight: normal;
             color: blue;
             line-height: 18pt; background-color: #AFEEEE}

  tbody    {font-family: "Times New Roman"; font-style: italic;
             background-color: #ADD8E6}

  tfoot     {font-family: sans-serif;
             text-align: left}
</style>
```

```
<table>

  <thead>

    <tr>

      <th>
        Table head 1
      </th>

      <td>
        Table head 2
      </td>

    </tr>

  </thead>

  <tbody>

    <tr style="color: yellow">

      <th>
        Table body 1
      </th>

      <td>
        Table body 2
      </td>

    </tr>

  </tbody>

  <tfoot>

    <tr>

      <th>
        Table foot 1
      </th>

      <td style="font-size: 16pt; color: black">
        Table foot 2
      </td>

    </tr>

  </tfoot>

</table>
```

More examples for style declarations can be found in Sec. A.1.

Table head 1	Table head 2
<i>Table body 1</i>	<i>Table body 2</i>
Table foot 1	Table foot 2

Figure 30: Another sample table with style declarations.

B.2.5 Image handling

Script

```
<style type="text/css">
```

```
img {position: left/right/top/bottom;  
z-index: 1/-1;
```

```
1: foreground/-1: background
```

```
visibility: visible/hidden;
```

```
opacity: 0.5;
```

```
for Firefox
```

```
filter: alpha(opacity = 50)}
```

```
for Internet Explorer
```

```
</style>
```

B.2.6 Frequently used style properties and values

Background

```
background-color  
background-image: url('../xxxxxx/xxxxxx.jpg')  
background-position: left, right, top, bottom, center  
background-repeat: repeat, repeat-x, repeat-y, no-repeat
```

Font

```
font-family: "Times New Roman", Times, serif, sans-serif  
font-weight: bold  
font-style: italic  
font-size
```

Text

```
color  
height  
width  
line-height  
text-align: left, right, center  
vertical-align: top, bottom, middle  
text-indent  
text-decoration: underline, overline, line-through  
  
p:first-letter
```

Margin

```
margin  
margin-left  
margin-right  
margin-top  
margin-bottom
```

Links

```
a:link  
a:visited  
a:hover  
a:active
```

Lists

```
list-style-type: decimal, disc
```

Border

```
border  
border-left  
border-right  
border-top  
border-bottom  
  
border-style: solid, dashed, dotted, double, groove, ridge, inset, outset, hidden, none  
border-color  
border-width
```

Padding

```
padding  
padding-left  
padding-right  
padding-top  
padding-bottom
```

Cursor

```
cursor: default, pointer, progress, wait, text, help, move, crosshair,  
       e-resize, w-resize, n-resize, s-resize, ne-resize, nw-resize, se-resize, sw-resize
```

See Sec. B.4.5 for frequently used HTML DOM properties for style declaration.

B.3 JavaScript

B.3.1 Start with JavaScript

Script

```
<script type="text/javascript">
    document.write("some text");
    document.write("some text " + "'single quote'" + ' & ' + "<br />" + '"double quote"');
</script>
```

See Sec. B.5.1 for basic PHP syntax.

B.3.2 Comments

Script

```
<script type="text/javascript">  
// Comment line  
  
/* Comment line */  
  
/*  
Some comments ...  
.  
.  
.  
.  
*/  
</script>
```

See Secs. B.1.3, B.2.1, and B.5.2 for comments in HTML, CSS, and PHP, respectively.

B.3.3 Variables

Script

```
<script type="text/javascript">
  var xxx;
  var xxx_xxx;

  var xxx      = number;
  var xxx_xxx = "string";

  var yyy      = number + xxx;
  var yyy_yyy = "string" + xxx_xxx;

  var yyy_yyy = "string" + xxx;
</script>
```

See Sec. B.5.3 for variables in PHP.

B.3.4 Arrays

Script

```
<script type="text/javascript">
  var xxx      = Array();
  var xxx_xxx  = Array();

  for (n_xxx = 1; n_xxx <= n_xxx_max; n_xxx++)
  {
    xxx[n_xxx] = Array();

    xxx[n_xxx][m_xxx] = number;
    xxx_xxx[n_xxx_xxx] = "string";
  }
</script>
```

See Sec. B.5.4 for arrays in PHP.

B.3.5 Function defining

Script

```
<script type="text/javascript">
  function function_without_parameter()
  {
    .
    .
    .
  }

  function function_with_parameters(xxx, yyy, ...)
  {
    .
    .
    .
  }
</script>
```

Examples can be found in Sec. B.4.4.

B.3.6 if

Script

```
<script type="text/javascript">
  if ((xxx == yyy &&
      xxx_xxx != yyy_yyy ) ||
      (condition) ) ||
      (!(condition) ) )
  {
    .
    .
    .
  }

  else ⇔ elseif in PHP (Sec. B.5.5)
  if (conditions)
  {
    .
    .
    .
  }

  else
  {
    .
    .
    .
  }
</script>
```

See Sec. B.5.5 for if, else if and else comments in PHP.

Script

```
<script type="text/javascript">
  xxx = (condition) ? yyy : zzz;
</script>
```

B.3.7 switch

Script

```
<script type="text/javascript">
switch (xxx)
{
  case 'x':
    .....;
    break;

  case 'y':
    .....;
    break;

  case 'z':
    .....;
    break;

  default:
    .....;
}
</script>
```

See Sec. B.5.6 for `switch` comment in PHP.

B.3.8 for

Script

```
<script type="text/javascript">
  for (n_xxx = 1; n_xxx <= n_xxx_max; n_xxx++)
  {
    .
    .
    .
  }
</script>
```

Script

```
<script type="text/javascript">
  var yyy = Array();

  yyy[0] = "zzz_0";
  yyy[1] = "zzz_1";
  .
  .
  .

  for (xxx in yyy)
  {
    .
    .
    .
  }
</script>
```

See Sec. B.5.7 for `for` and `foreach` as comments in PHP.

B.3.9 while

Script

```
<script type="text/javascript">
  while (conditions)
  {
    .
    .
    .
  }
</script>
```

Script

```
<script type="text/javascript">
  do
  {
    .
    .
    .
  }
  while (conditions);
</script>
```

See Sec. B.5.8 for while and do while comments in PHP.

B.3.10 Events

Frequently used events

```
<tag onload = "....."  
  onunload = "....."  
  
  onkeydown = "....."  
  onkeypress = "....."  
  onkeyup = "....."  
  
  onclick = "....."  
  ondblclick = "....."  
  
  onmousedown = "....."  
  onmouseup = "....."  
  
  onmouseover = "....."  
  onmouseout = "....." }  
  onmousemove = "....." } Together!  
  
(/ ) >
```

Examples can be found in Sec. B.4.4.

B.3.11 Frequently used JavaScript methods

new Date() object

<code><script type="text/javascript"></code>	
<code>document.write(new Date().getFullYear());</code>	A four digit representation of a year
<code>document.write(new Date().getMonth());</code>	A numeric representation of a month (0 to 11)
<code>document.write(new Date().getDate());</code>	The day of the month (1 to 31)
<code>document.write(new Date().getDay());</code>	A numeric representation of a day of the week (0 to 6)
<code>document.write(new Date().getHours());</code>	24-hour format of an hour (0 to 23)
<code>document.write(new Date().getUTCHours());</code>	24-hour format of an hour, according to universal time
<code>document.write(new Date().getMinutes());</code>	Minutes without leading zeros (0 to 59)
<code>document.write(new Date().getSeconds());</code>	Seconds without leading zeros (0 to 59)
<code></script></code>	

Math object

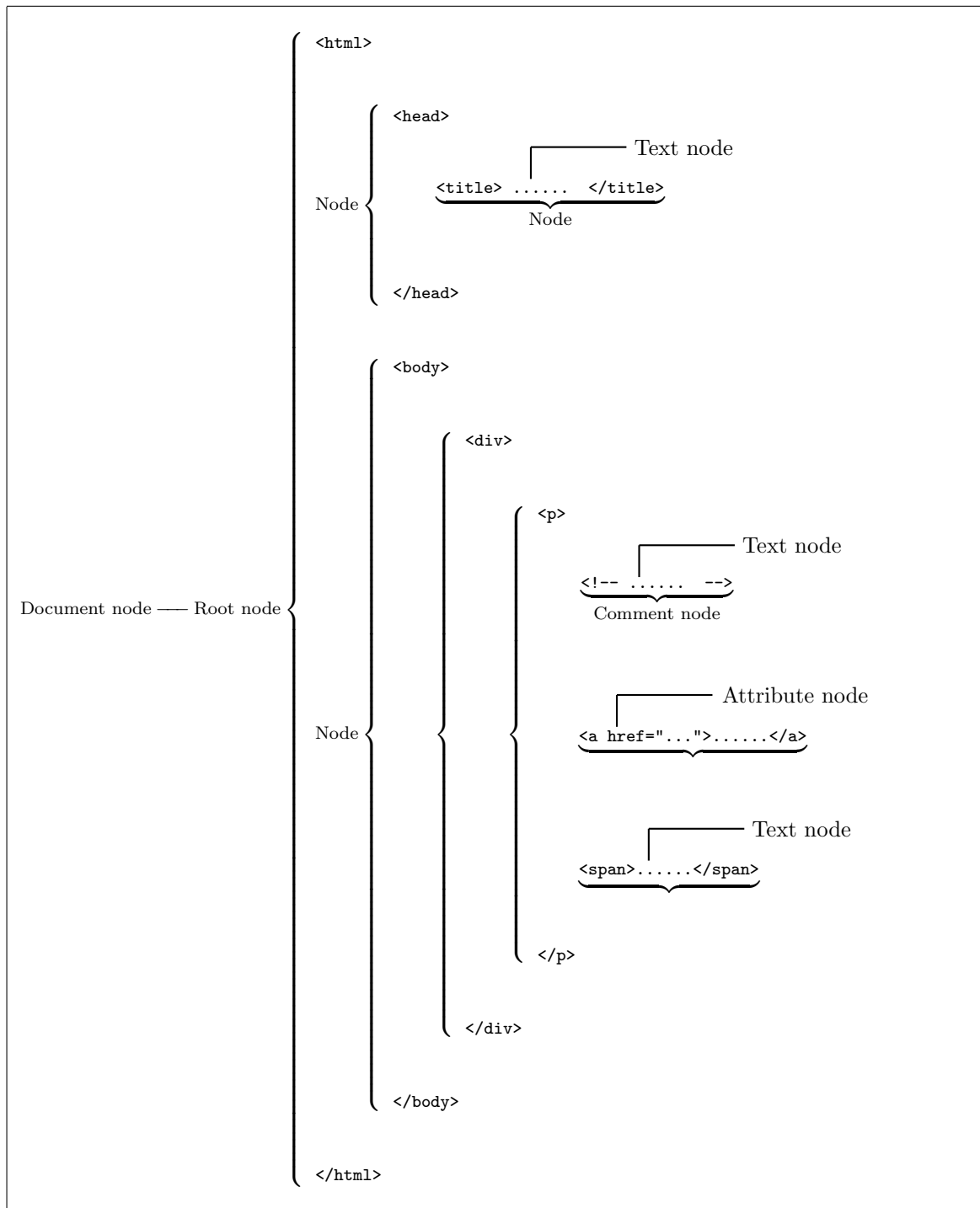
<code>Math.abs(), Math.ceil(), Math.floor(), Math.round(), Math.max(), Math.min(), Math.sin(), Math.cos(), Math.tan(), Math.asin(), Math.acos(), Math.atan(), Math.sqrt(), Math.pow(), Math.exp(), Math.log(), Math.random()</code>

See Sec. B.5.13 for frequently used PHP functions.

B.4 HTML DOM (Document Object Model)

B.4.1 Nodes and node tree

Nodes



See Sec. B.1.4 for the basic structure of an HTML document.

B.4.2 Methods

Script

```
<script type="text/javascript">  
  node_object.getElementById("specified_id").property  
  node_object.getElementsByName("specified_name")[number].property  
  node_object.getElementsByTagName("specified_tag")[number].property  
</script>
```

See Sec. B.4.3 for HTML DOM properties.

B.4.3 Properties

Script

```
<script type="text/javascript">
  node_object.parentNode.property
  node_object.childNodes[number].property

  node_object.firstChild.property
  node_object.lastChild.property

  node_object.previousSibling.property
  node_object.nextSibling.property

  node_object.attributes[number].property

  node_object.nodeName = ".....";
  node_object.nodeType = ".....";
  node_object.nodeValue = ".....";

  node_object.name = ".....";
  node_object.type = ".....";
  node_object.value = ".....";

  node_object.innerHTML = ".....";
</script>
```

Links

```
anchor_node_object.href
anchor_node_object.src
```

input

```
input_node_object.checked = true, false
input_node_object.disabled = true, false
```

B.4.4 Examples

Template 93: Modification 2 of `form-main_functions.php` (cf. Template 32)

Script

```
<input type="radio"
  onmouseover = "this.nextSibling.nextSibling.style.color      = 'red';
                 this.nextSibling.nextSibling.style.fontWeight = 'bold'"
  onmouseout  = "this.nextSibling.nextSibling.style.color      = 'black';
                 this.nextSibling.nextSibling.style.fontWeight = 'normal'"
  onclick     = "this.checked = false"
/>
<span> Some text ... </span>
```

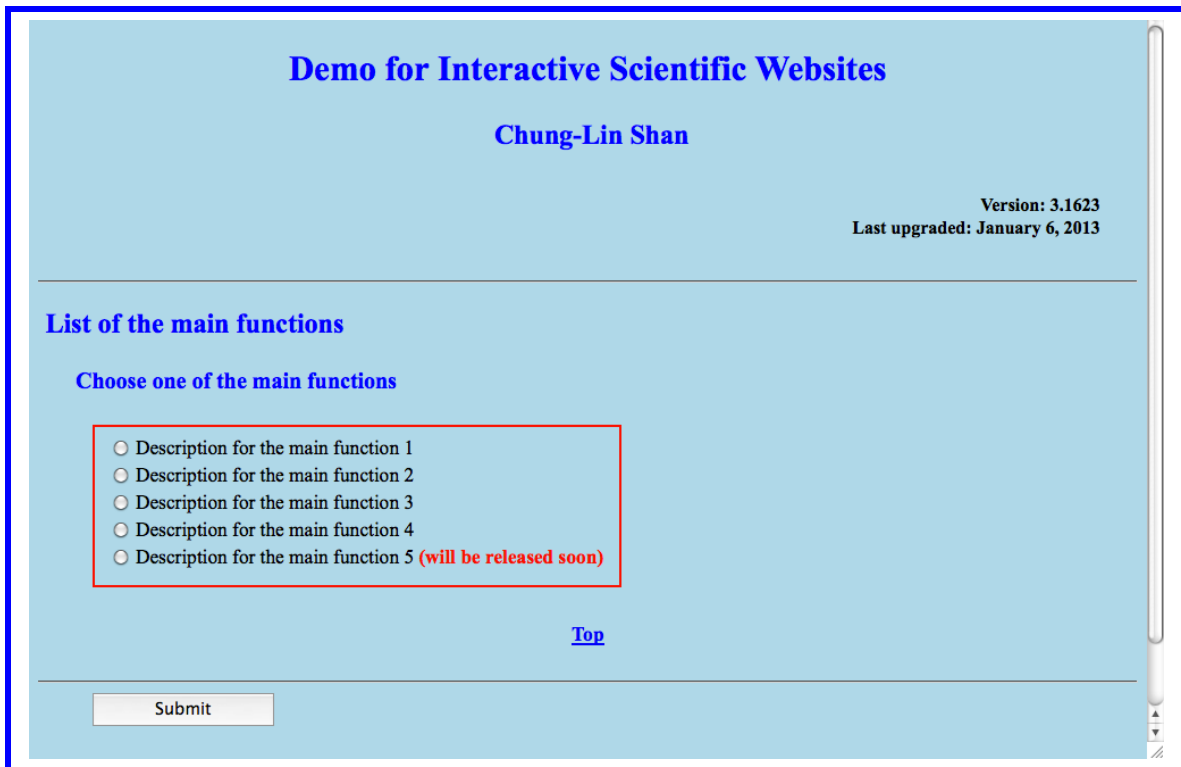


Figure 31: Emphasizing the “blocked” option 5 for the main function (after clicking the option, cf. Figure 16b).

Template 94: basic_js-htlmlom_table3.html

Script

```
<script type="text/javascript">
  function change_color(row_number, item_number, color_user)
  {
    if (navigator.appName == "Microsoft Internet Explorer")
    {
      item_number = item_number;
    }

    else
    // if (navigator.userAgent.search("Chrome")    != -1 ||
    //   navigator.userAgent.search("Firefox")    != -1 ||
    //   navigator.userAgent.search("Opera")      != -1 ||
    //   navigator.userAgent.search("Safari")     != -1 ||
    //   navigator.userAgent.search("Navigator") != -1 )
    {
      item_number = 2 * item_number + 1;
    }

    document.getElementById(row_number)
      .childNodes[item_number]
      .style.color
    = color_user;
  }

  function recover_color(row_number, item_number)
  {
    if (navigator.appName == "Microsoft Internet Explorer")
    {
      item_number = item_number;
    }

    else
    // if (navigator.userAgent.search("Chrome")    != -1 ||
    //   navigator.userAgent.search("Firefox")    != -1 ||
    //   navigator.userAgent.search("Opera")      != -1 ||
    //   navigator.userAgent.search("Safari")     != -1 ||
    //   navigator.userAgent.search("Navigator") != -1 )
    {
      item_number = 2 * item_number + 1;
    }

    document.getElementById(row_number)
      .childNodes[item_number]
      .style.color
    = 'black';
  }
</script>
```

```

<table border="1">

  <tr id="row_1">

    <th onmouseover="change_color('row_1', 0, 'red')"  

onmouseout="recover_color('row_1', 0)">  

      cell(1,1)  

    </th>

    <th onmouseover="change_color('row_1', 1, 'blue')"  

onmouseout="recover_color('row_1', 1)">  

      cell(1,2)  

    </th>

  </tr>

  <tr id="row_2">

    <th onmouseover="change_color('row_2', 0, 'lightgreen')"  

onmouseout="recover_color('row_2', 0)">  

      cell(2,1)  

    </th>

    <th onmouseover="change_color('row_2', 1, 'gold')"  

onmouseout="recover_color('row_2', 1)">  

      cell(2,2)  

    </th>

  </tr>

</table>

```




Figure 32a: Changing the text color of the cell element (1,1) by moving the cursor over the cell.



Figure 32b: Changing the text color of the cell element (1,2) by moving the cursor over the cell.



Figure 32c: Changing the text color of the cell element (2,1) by moving the cursor over the cell.



Figure 32d: Changing the text color of the cell element (2,1) by moving the cursor over the cell.

Template 95: Modification of `basic_css_table.html` (cf. Template 91)

Script

```
<style type="text/css">
  table      {line-height: 36pt;  margin-left: 24pt;
              border-style: groove; border-color:      ;
              border-top-width: 5pt; border-bottom-width: 0pt;
              border-left-width: 10pt; border-right-width: 5pt}

  caption    {font-family: "Times New Roman"; font-size: 20pt;
              font-style: italic; font-weight: bold;
              color: #00008B}

  tr         {font-size: 16pt;  color: #006400;
              text-align: center; width: 100pt}

  th         {font-family: "Times New Roman"; color: blue;
              text-align: center; width: 150pt;
              background-color: #FDE4D0}
</style>
```

```

<style type="text/javascript">
  if (navigator.appName == "Microsoft Internet Explorer")
  {
    childNodes_No = 0;
  }

  else
//if (navigator.userAgent.search("Chrome")    != -1 ||
//  navigator.userAgent.search("Firefox")      != -1 ||
//  navigator.userAgent.search("Opera")        != -1 ||
//  navigator.userAgent.search("Safari")       != -1 ||
//  navigator.userAgent.search("Navigator")    != -1 )
  {
    childNodes_No = 2 * 0 + 1;
  }

  function erase_text()
  {
    document.getElementById("ex_1")
      .childNodes[childNodes_No]
      .innerHTML
    = "";
  }

  function change_font()
  {
    document.getElementById("ex_2")
      .nextSibling.nextSibling
      .style.fontSize
    = "30pt";

    document.getElementById("ex_2")
      .nextSibling.nextSibling
      .style.color
    = "blue";
  }

  function recover_font()
  {
    document.getElementById("ex_2")
      .nextSibling.nextSibling
      .style.color
    = "red";
  }

  function change_bgcolor()
  {
    var target_cell
    = document.getElementById("ex_2")
      .parentNode
      .nextSibling.nextSibling
      .childNodes[childNodes_No];

    target_cell.style.backgroundColor
    = "red";

    target_cell.nextSibling.nextSibling
      .style.backgroundColor
    = "blue";
  }
</style>

```

```

<table border="1"
  cellspacing=" 5px"
  cellpadding="10"

  frame="border"

  onclick="erase_text()">

<caption> Title of this <span style="color: red; background-color: #FFF8DC">table</span> </caption>

<tr id="ex_1">

  <th onmouseover="this.style.color='white'">
    Table header 1
  </th>

  <th colspan="2"
    onmouseover="this.style.color='white'"
    onmouseout= "this.style.color='green'">
    Table header 2+3
  </th>

</tr>

<tr style="background-color: yellow">

  <td id="ex_2" rowspan="2">
    Table data (2+3)-1
  </td>

  <td>
    <span onclick= "change_font()"
      ondblclick="recover_font()">
      Table data 2-2
    </span>
  </td>

  <td>
    Table data 2-3
  </td>

</tr>

<tr onmouseover="change_bgcolor()">

  <td>
    Table data 3-2
  </td>

  <td>
    Table <span style="font-family: 'Times New Roman'; color: red">data 3-3</span>
  </td>

</tr>

</table>

```

Title of this table

	Table header 2+3	
Table data (2+3)-1	Table data 2-2	Table data 2-3
	Table data 3-2	Table data 3-3

Figure 33a: Changing the table style given by Template 91 (after clicking “Title of this table”, cf. Figure 29).

Title of this table

Table header 1	Table header 2+3	
Table data (2+3)-1	Table data 2-2	Table data 2-3
	Table data 3-2	Table data 3-3

Figure 33b: Changing the table style given by Template 91 (after clicking the cell of “Table header 1”, cf. Figure 29).

Title of this table

Table header 1	Table header 2+3	
Table data (2+3)-1	Table data 2-2	Table data 2-3
	Table data 3-2	Table data 3-3

Figure 33c: Changing the table style given by Template 91 (after moving the cursor onto the cell of “Table header 2+3”, cf. Figure 29).

Title of this table

Table header 1	Table header 2+3	
Table data (2+3)-1	Table data 2-2	Table data 2-3
	Table data 3-2	Table data 3-3

Figure 33d: Changing the table style given by Template 91 (after moving the cursor out the cell of “Table header 2+3”, cf. Figure 33c).

*Title of this **table***

	Table header 2+3	
Table data (2+3)-1	Table data 2-2	Table data 2-3
	Table data 3-2	Table data 3-3

Figure 33e: Changing the table style given by Template 91 (after clicking the words “Table data 2-2”, cf. Figure 29).

*Title of this **table***

	Table header 2+3	
Table data (2+3)-1	Table data 2-2	Table data 2-3
	Table data 3-2	Table data 3-3

Figure 33f: Changing the table style given by Template 91 (after double-clicking the words “Table data 2-2”, cf. Figure 33e).

Title of this table

Table header 1	Table header 2+3	
Table data (2+3)-1	Table data 2-2	Table data 2-3
	Table data 3-2	Table data 3-3

Figure 33g: Changing the table style given by Template 91 (after moving the cursor onto the cell of “Table data 3-2” or “Table data 3-3”, cf. Figure 29).

Template 96: Modification of basic_css_table2.html (cf. Template 92)

Script

```
<style type="text/css">
  table      {line-height: 24pt; margin-left: 36pt;
              border-style: solid; border-color: blue;
              border-top-width: 5pt; border-bottom-width: 4pt;
              border-left-width: 0pt; border-right-width: 0pt}

  tr         {color: red; text-align: center; width: 100pt}
  td         {color: green; text-align: center; width: 100pt}

  thead      {font-size: 13pt; font-weight: normal;
              color: blue;
              line-height: 18pt; background-color: #AFEEEE}

  tbody     {font-family: "Times New Roman"; font-style: italic;
              background-color: #ADD8E6}

  tfoot      {font-family: sans-serif;
              text-align: left}
</style>

<style type="text/javascript">
  if (navigator.appName == "Microsoft Internet Explorer")
  {
    childNodes_No = 0;
  }

  else
  //if (navigator.userAgent.search("Chrome")    != -1 ||
  //  navigator.userAgent.search("Firefox")     != -1 ||
  //  navigator.userAgent.search("Opera")       != -1 ||
  //  navigator.userAgent.search("Safari")      != -1 ||
  //  navigator.userAgent.search("Navigator")   != -1 )
  {
    childNodes_No = 2 * 0 + 1;
  }
</style>
```

```

function change_text(replaced_text)
{
    document.getElementById("ex_1")
        .childNodes[childNodes_No]
        .innerHTML
    = replaced_text;

    document.getElementsByTagName("tfoot")[0]
        .childNodes[childNodes_No].childNodes[childNodes_No]
        .innerHTML
    = new Date().getUTCFullYear() + "/" +
      (new Date().getUTCMonth() + 1) + "/" +
      new Date().getUTCDate() + " " +
      new Date().getUTCHours() + ":" +
      new Date().getUTCMinutes() + ":" +
      new Date().getUTCSeconds();

    if (new Date().getUTCHours() <= 16)
    {
        document.getElementsByTagName("tfoot")[0]
            .childNodes[childNodes_No].childNodes[childNodes_No]
            .innerHTML
        = document.getElementsByTagName("tfoot")[0]
            .childNodes[childNodes_No].childNodes[childNodes_No]
            .innerHTML + '<br />' +
          new Date().getUTCFullYear() + "/" +
          (new Date().getUTCMonth() + 1) + "/" +
          new Date().getUTCDate() + " " +
          (new Date().getUTCHours() + 8) + ":" +
          new Date().getUTCMinutes() + ":" +
          new Date().getUTCSeconds();
    }

    else
    if (new Date().getUTCHours() > 16)
    {
        document.getElementsByTagName("tfoot")[0]
            .childNodes[childNodes_No].childNodes[childNodes_No]
            .innerHTML
        = document.getElementsByTagName("tfoot")[0]
            .childNodes[childNodes_No].childNodes[childNodes_No]
            .innerHTML + '<br />' +
          new Date().getUTCFullYear() + "/" +
          (new Date().getUTCMonth() + 1) + "/" +
          (new Date().getUTCDate() + 1) + " " +
          (new Date().getUTCHours() - 16) + ":" +
          new Date().getUTCMinutes() + ":" +
          new Date().getUTCSeconds();
    }
}
}

```

```
function change_font(new_size, new_color)
{
    document.getElementById("ex_2")
        .nextSibling.nextSibling
        .style.fontSize
    = new_size;

    document.getElementById("ex_2")
        .nextSibling.nextSibling
        .style.color
    = new_color;
}

function recover_font(old_color)
{
    document.getElementById("ex_2")
        .nextSibling.nextSibling
        .style.color
    = old_color;
}

function change_bgcolor(bgcolor_1, bgcolor_2)
{
    var target_cell
    = document.getElementById("ex_2")
        .parentNode.parentNode
        .nextSibling.nextSibling
        .childNodes[childNodes_No].childNodes[childNodes_No];

    target_cell.style.backgroundColor
    = bgcolor_1;

    target_cell.nextSibling.nextSibling
        .style.backgroundColor
    = bgcolor_1;
}
</style>
```

```

<table onclick="change_text('Ba ba ba... Ba ba ba... Ba ba ba...')">

  <thead>

    <tr id="ex_1">

      <th onmouseover="this.style.color='white'">
        Table head 1
      </th>

      <td onmouseover="this.style.color='white'"
        onmouseout= "this.style.color='green'">
        Table head 2
      </td>

    </tr>

  </thead>

  <tbody>

    <tr style="color: yellow">

      <th id="ex_2">
        Table body 1
      </th>

      <td>
        <span onclick= "change_font('30pt', 'blue')"
          ondblclick="recover_font('red')">
          Table data 2-2
        </span>
      </td>

    </tr>

  </tbody>

  <tfoot onmouseover="change_bgcolor('yellow', 'red')">

    <tr>

      <th>
        Table foot 1
      </th>

      <td style="font-size: 16pt; color: black">
        Table foot 2
      </td>

    </tr>

  </tfoot>

</table>

```

More examples can be found in Chap. 3.

Ba ba ba... Ba ba ba... Ba ba ba...	Table head 2
<i>Table body 1</i>	<i>Table body 2</i>
2014/2/12 10:14:49	Table foot 2
2014/2/12 18:14:49	

Figure 34a: Changing the table style given by Template 92 (after clicking the “thick-blue top or bottom line”, cf. Figure 30).

Table head 1	Table head 2
<i>Table body 1</i>	<i>Table body 2</i>
Table foot 1	Table foot 2

Figure 34b: Changing the table style given by Template 92 (after clicking the cell of “Table head 1”, cf. Figure 30).

Table head 1	Table head 2
<i>Table body 1</i>	<i>Table body 2</i>
Table foot 1	Table foot 2

Figure 34c: Changing the table style given by Template 92 (after moving the cursor onto the cell of “Table head 2”, cf. Figure 30).

Table head 1	Table head 2
<i>Table body 1</i>	<i>Table body 2</i>
Table foot 1	Table foot 2

Figure 34d: Changing the table style given by Template 92 (after moving the cursor out the cell of “Table head 2”, cf. Figure 34c).

Ba ba ba... Ba ba ba... Ba ba ba...	Table head 2
<i>Table body 1</i>	<i>Table body 2</i>
2014/2/12 10:26:43	Table foot 2
2014/2/12 18:26:43	

Figure 34e: Changing the table style given by Template 92 (after clicking the words “Table body 2”, cf. Figure 30).

Ba ba ba... Ba ba ba... Ba ba ba...	Table head 2
<i>Table body 1</i>	<i>Table body 2</i>
2014/2/12 10:28:46	Table foot 2
2014/2/12 18:28:46	

Figure 34f: Changing the table style given by Template 92 (after double-clicking the words “Table body 2”, cf. Figure 34e).

Table head 1	Table head 2
<i>Table body 1</i>	<i>Table body 2</i>
Table foot 1	Table foot 2

Figure 34g: Changing the table style given by Template 92 (after moving the cursor onto the cell of “Table foot 1” or “Table foot 2”, cf. Figure 30).

B.4.5 Frequently used HTML DOM properties for style declaration

Background

```
style.backgroundColor
style.backgroundImage = "url('../xxxxxx/xxxxxx.jpg')"
style.backgroundPosition = "left", "right", "top", "bottom", "center"
style.backgroundRepeat = "repeat", "repeat-x", "repeat-y", "no-repeat"
```

Font

```
style.fontFamily = "Times New Roman", "Times", "serif", "sans-serif"
style.fontWeight = "bold"
style.fontStyle = "italic"
style.fontSize
```

Text

```
style.color
style.height
style.width
style.lineHeight
style.textAlign = "left", "right", "center"
style.verticalAlign = "top", "bottom", "middle"
style.textIndent
style.textDecoration = "underline", "overline", "line-through"
```

Margin

```
style.margin
style.marginLeft
style.marginRight
style.marginTop
style.marginBottom
```

Image

```
style.visibility = "visible", "hidden"
style.zIndex = "1", "-1"
```

Lists

```
style.listStyleType = "decimal", "disc"
```

Border

```
style.border
style.borderLeft
style.borderRight
style.borderTop
style.borderBottom

style.borderStyle = "solid", "dashed", "dotted", "double"
                  "groove", "ridge", "inset", "outset", "hidden", "none"

style.borderColor
style.borderWidth
```

Padding

```
style.padding
style.paddingLeft
style.paddingRight
style.paddingTop
style.paddingBottom
```

Cursor

```
style.cursor = "default", "pointer", "progress", "wait", "text", "help", "move", "crosshair",  
              "e-resize", "w-resize", "n-resize", "s-resize",  
              "ne-resize", "nw-resize", "se-resize", "sw-resize"
```

See Sec. B.2.6 for frequently used style properties and values in CSS.

B.4.6 Navigator object

Script

```
<script type="text/javascript">
  if (navigator.appName == "Microsoft Internet Explorer")
  {
    .
    .
    .
  }

  else
  //if (navigator.userAgent.search("Chrome")    != -1 ||
  //  navigator.userAgent.search("Firefox")    != -1 ||
  //  navigator.userAgent.search("Opera")      != -1 ||
  //  navigator.userAgent.search("Safari")     != -1 ||
  //  navigator.userAgent.search("Navigator") != -1 )
  {
    .
    .
    .
  }
</script>
```

B.4.7 Location object

Script

```
<script type="text/javascript">
  if (navigator.appName == "Microsoft Internet Explorer")
  {
    window.location = "#specified_id";
  }
</script>

<h3 id="specified_id"> Main title of the catagory </h3>

<script type="text/javascript">
  if (navigator.userAgent.search("Chrome")    != -1    ||
      (navigator.userAgent.search("Firefox")  != -1  &&
       navigator.userAgent.search("Navigator") == -1  ) ||
      navigator.userAgent.search("Opera")     != -1    ||
      (navigator.userAgent.search("Chrome")   == -1  &&
       navigator.userAgent.search("Safari")   != -1  ) )
  {
    window.location = "#specified_id";
  }
</script>

.
.
.

<script type="text/javascript">
  if (navigator.userAgent.search("Navigator") != -1)
  {
    window.location = "#specified_id";
  }
</script>
```

Before defining the `specified_id`!

After defining the `specified_id`!

At the end of this paragraph!

Methods

```
reload(), replace("new_url")
```

B.5 PHP (PHP: Hypertext Preprocessor)

B.5.1 Start with PHP

Script

```
<?php
    echo "some text";

    echo "some text " . "'single quote' . ' & ' . "<br />" . '"double quote"' . "\r\n";

?>
```

See Sec. B.3.1 for basic JavaScript syntax.

B.5.2 Comments

Script

```
<?php
// Comment line

/* Comment line */

/*
Some comments ...
.
.
.
.
*/
?>
```

See Secs. B.1.3, B.2.1, and B.3.2 for comments in HTML, CSS, and JavaScript, respectively.

B.5.3 Variables

Script

```
<?php
    $xxx      = number;
    $xxx_xxx = "string";

    $yyy      = number + $xxx;
    $yyy_yyy = "string" . $xxx_xxx;

    $yyy_yyy = "string" . $xxx;
?>
```

See Sec. B.3.3 for variables in JavaScript.

B.5.4 Arrays

Script

```
<?php
    $xxx[$n_xxx]      = number;
    $xxx_xxx[$n_xxx] = "string";

    $xxx[$n_xxx][$m_xxx] = number;

    $variable_name[$n_item] = $_POST["variable_name"][$n_item];
    $variable_name[$n_item] = $_GET["variable_name"][$n_item];

    $personal_file[$n_file] = $_FILES["personal_file"]["name"][$n_file];
?>
```

See Sec. B.3.4 for arrays in JavaScript.

B.5.5 if

Script

```
<?php
  if (($xxx == $yyy &&
      $xxx_xxx != $yyy_yyy ) ||
      (condition) ||
      (!(condition)) ) )
  {
    .
    .
    .
  }

  elseif (conditions)  $\iff$  else if in JavaScript (Sec. B.3.6)
  {
    .
    .
    .
  }

  else
  {
    .
    .
    .
  }
?>
```

See Sec. B.3.6 for if, else if and else comments in JavaScript.

B.5.6 switch

Script

```
<?php
switch ($xxx)
{
  case x:
    .....;
    break;

  case y:
    .....;
    break;

  case z:
    .....;
    break;

  default:
    .....;
}
?>
```

See Sec. B.3.7 for `switch` comment in JavaScript.

B.5.7 for

Script

```
<?php
  for ($n_xxx = 1; $n_xxx <= $n_xxx_max; $n_xxx++)
  {
    .
    .
    .
  }
?>
```

Script

```
<?php
  $yyy = array("zzz_1", "zzz_2", ...);

  foreach ($yyy as $value)
  {
    .
    .
    .
  }
?>
```

See Sec. B.3.8 for `for` and `for in` comments in JavaScript.

B.5.8 while

Script

```
<?php
  while (conditions)
  {
    .
    .
    .
  }
?>
```

Script

```
<?php
do
{
  .
  .
  .
}
while (conditions);
?>
```

See Sec. B.3.9 for `while` and `do while` comments in JavaScript.

B.5.9 form

Script

```
<form action="login_check.php"
  method="post/get"
  enctype="multipart/form-data">

  <fieldset>

    <legend> Login </legend>

    User name:
    <input type="text" name="user_name" /> <br />

    Password:
    <input type="password" name="user_password" /> <br />

  </fieldset>

  .
  .
  .

  <input type="submit" name="submit" value="Submit" />
  <br />

</form>
```

login_check.php

```
<?php
  $user_name = $_POST["user_name"];
  $user_password = $_POST["user_password"];
?>
```

Modification

```
<?php
  $xxx = $_GET["xxx"];
  $yyy = $_GET["yyy"];
?>
```

B.5.10 File handling

Script

```
<?php
    $data_input = fopen("data.txt", "r");

    do
    {
        .
        .
        .
    }
    while (!feof($data_input));

    fclose($data_input);

    .
    .
    .

    $result_output = fopen("result.txt", "w/a");
    .
    .
    .
    fclose($result_output);
?>
```

Frequently used functions for file handling

```
fopen(), fclose(),
fputs(), fscanf(),
file_exists(), feof(),
link(), unlink(), copy(),
move_uploaded_file(),
mkdir(), rmdir()
```

See Sec. B.5.11 for more details about the `move_uploaded_file()` function.

B.5.11 File uploading

Script

```
<form action="get_file.php"
  method="post"
  enctype="multipart/form-data">

  <fieldset>

    <legend> File uploading </legend>

    <input type="file" name="uploaded_file" /> <br />

  </fieldset>

  .
  .
  .

  <input type="submit" name="submit" value="Submit" />
  <br />

</form>
```

get_file.php

```
<?php
  move_uploaded_file($_FILES["uploaded_file"]["tmp_name"],
    "folder_name/" . $_FILES["uploaded_file"]["name"]);

  if (file_exists("folder_name/" . $_FILES["uploaded_file"]["name"]))
  {
    if ($_FILES["uploaded_file"]["type"] = "image/jpeg")
    {
      .
      .
      .
    }

    if ($_FILES["uploaded_file"]["size"] > 20000)
    {
      .
      .
      .
    }

    .
    .
    .
  }
?>
```

More examples for file uploading and handling can be found in Chap. 2.

B.5.12 E-mail sending

Script

```
<?php
mail(e-mail address of a receiver,
     subject of this e-mail,
     message of this e-mail,
     'From: xxxxxx@xxxxxx.xxx.xx' . "\r\n" .
     'Cc:  yyyyyy1@yyyyyy1.yyy1.yy1' . ', ' .
         'yyyyyy2@yyyyyy2.yyy2.yy2' . "\r\n" .
     'Bcc: zzzzzz@zzzzzz.zzz.zz',
     an additional parameter (optional));
?>
```

See Sec. B.1.8 for e-mail sending with an <a> tag in HTML.

Example

```
<?php
if ($_POST["confirm_email"] == "yes")
{
    mail($_POST["new_participant_email_address"],

        '[Auto submission] Registration confirmation',

        'Dear '. $_POST["new_participant_title"] . ' ' .
            $_POST["new_participant_surname"] . ' ', "\r\n" .
            "\r\n" .

        'Herewith we would be glad to confirm ' .
        'your registration by ..... ' .
        'with the following personal information:' . "\r\n" .
            "\r\n" .

        'Title: ' . $_POST["new_participant_title"] . "\r\n" .
        'Surname: ' . $_POST["new_participant_surname"] . "\r\n" .
        'Name: ' . $_POST["new_participant_name"] . "\r\n" .

        .
        .
        .

        'Thank you very much for your registration. ' .
        'Should you have any questions, ' .
        'please don\'t hesitate to contact us.' . "\r\n" .
            "\r\n" .

        'We are looking forward to seeing you.' . "\r\n" .
            "\r\n" .

        'Sincerely yours,' . "\r\n" .
            "\r\n" .
            "\r\n" .

        'The organization committee' . "\r\n" .
            "\r\n" ,

        'From: xxxxxx@xxxxxx.xxx.xx' . "\r\n" .
        'Cc:  yyyyyy1@yyyyyy1.yyy1.yy1' . ', ' .
            'yyyyyy2@yyyyyy2.yyy2.yy2' . "\r\n" .
        'Bcc: zzzzzz@zzzzzz.zzz.zz' .
    );
}
?>
```

B.5.13 Frequently used functions

Template 97: Date and time

Script

```
<?php
echo gmdate(Y) . '<br />' . "\r\n"; // A four digit representation of a year
echo gmdate(y) . '<br />' . "\r\n"; // A two digit representation of a year

echo gmdate(m) . '<br />' . "\r\n"; // A numeric representation of a month (01 to 12)
echo gmdate(n) . '<br />' . "\r\n"; // A numeric representation of a month
// without leading zeros (1 to 12)
echo gmdate(F) . '<br />' . "\r\n"; // A full textual representation of a month
echo gmdate(M) . '<br />' . "\r\n"; // A short textual representation of a month (three letters)

echo gmdate(z) . '<br />' . "\r\n"; // The day of the year (0 to 365)
echo gmdate(d) . '<br />' . "\r\n"; // The day of the month (01 to 31)
echo gmdate(j) . '<br />' . "\r\n"; // The day of the month without leading zeros (1 to 31)
echo gmdate(l) . '<br />' . "\r\n"; // A full textual representation of a day of the week
// (lowercase "L")
echo gmdate(D) . '<br />' . "\r\n"; // A textual representation of a day of the week (three letters)

echo gmdate(A) . '<br />' . "\r\n"; // Uppercase AM or PM
echo gmdate(a) . '<br />' . "\r\n"; // Lowercase am or pm

echo gmdate(H) . '<br />' . "\r\n"; // 24-hour format of an hour (00 to 23)
echo gmdate(G) . '<br />' . "\r\n"; // 24-hour format of an hour (0 to 23)
echo gmdate(h) . '<br />' . "\r\n"; // 12-hour format of an hour (01 to 12)
echo gmdate(g) . '<br />' . "\r\n"; // 12-hour format of an hour (1 to 12)

echo gmdate(i) . '<br />' . "\r\n"; // Minutes with leading zeros (00 to 59)

echo gmdate(s) . '<br />' . "\r\n"; // Seconds with leading zeros (00 to 59)
?>
```

```
A four digit representation of a year: 2014
A two digit representation of a year: 14

A numeric representation of a month (01 to 12): 02
A numeric representation of a month without leading zeros (1 to 12): 2
A full textual representation of a month: February
A short textual representation of a month (three letters): Feb

The day of the year (0 to 365): 41
The day of the month (01 to 31): 11
The day of the month without leading zeros (1 to 31): 11
A full textual representation of a day of the week (lowercase "L"): Tuesday
A textual representation of a day of the week (three letters): Tue

Uppercase AM or PM: AM
Lowercase am or pm: am

24-hour format of an hour (00 to 23): 10
24-hour format of an hour (0 to 23): 10
12-hour format of an hour (01 to 12): 10
12-hour format of an hour (1 to 12): 10

Minutes with leading zeros (00 to 59): 18

Seconds with leading zeros (00 to 59): 03
```

Figure 35: A collection of presentations for date and time defined in PHP.

Math

```
abs(), ceil(), floor(), round(), max(), min(),  
sin(), cos(), tan(), sinh(), cosh(), tanh(),  
asin(), acos(), atan(), asinh(), acosh(), atanh(),  
sqrt(), pow(), exp(), log(), log10(),  
rand()
```

String

```
printf(), fprintf(), sprintf()
```

File including

```
<?php  
include("folder_name/full_file_name_with_the_extension");  
?>
```

Shell commands

```
<?php  
shell_exec("a shell command");  
?>
```

See Sec. B.3.11 for frequently used JavaScript methods.

B.5.14 Basic combination of HTML with PHP

Template 98: PHP inserted into HTML

Script

```
<input type="text"  
  class="table"  
  name="integer_1"  
  value="<?php echo $integer_1; ?>" />
```

Template 99: PHP includes HTML

Script

```
<?php
echo ' <input type="text"          . "\r\n";
echo '      class="table"        . "\r\n";
echo '      name="integer_1"     . "\r\n";
echo '      value="' . $integer_1 . "' />';
?>
```

Template 100: PHP with if/elseif/else comments inserted into HTML

Script

```
<input type="text"
class="table"
name="integer_1"
value="<?php
    if (.....)
    {
        echo $integer_1_1;
    }

    elseif (.....)
    {
        echo $integer_1_2;
    }

    else
    {
        echo $integer_1_3;
    }
?>" />
```

Template 101: PHP with if/elseif/else comments includes HTML

Script

```
<?php
echo ' <input type="text"          . "\r\n";
echo '      class="table"        . "\r\n";
echo '      name="integer_1"     . "\r\n";

if (.....)
{
    echo '          value="' . $integer_1_1 . '" />';
}

elseif (.....)
{
    echo '          value="' . $integer_1_2 . '" />';
}

else
{
    echo '          value="' . $integer_1_3 . '" />';
}
?>
```


Template 102: Modification of PHP with if/elseif/else comments includes HTML

Script

```
<?php
echo ' <input type="text"          . "\r\n";
echo '      class="table"'        . "\r\n";

if (.....)
{
    echo '      name="integer_1_1"' . "\r\n";
    echo '      value="' . $integer_1_1 . '" />';
}

elseif (.....)
{
    echo '      name="integer_1_2"' . "\r\n";
    echo '      value="' . $integer_1_2 . '" />';
}

else
{
    echo '      name="integer_1_3"' . "\r\n";
    echo '      value="' . $integer_1_3 . '" />';
}
?>
```

Template 103: Modification 2 of PHP with if/elseif/else comments includes HTML

Script

```
<?php
if (.....)
{
    echo ' <input type="text"' . "\r\n";
    echo '     class="table"' . "\r\n";
    echo '     name="integer_1"' . "\r\n";
    echo '     value="' . $integer_1 . "' />';
}

else
{
    echo ' <select name="integer_2">' . "\r\n";

    echo '     <option value="integer_2_1">' . "\r\n";
    echo '         $integer_2_1 . "\r\n";
    echo '     </option>' . "\r\n";

    echo '     <option value="integer_2_2">' . "\r\n";
    echo '         $integer_2_2 . "\r\n";
    echo '     </option>' . "\r\n";

        .
        .
        .

    echo ' </select>' . "\r\n";
}
?>
```

B.6 Colors

In this section I list some most frequently used colors (in my opinion) for building a web page. Note that the W3C HTML and CSS standards have listed only 16 valid color names: aqua, black, blue, fuchsia, gray, green, lime, maroon, navy, olive, purple, red, silver, teal, white, and yellow; other colors have to be defined with their HEX values.














B.6.1 Red series

Definitions

Name	In text	In background	HEX value	rgb value {r, g, b}
red	red		#FF0000	{1, 0, 0}
brilliantred	brilliantred		#FF4848	{1, 0.28, 0.28}
darkred	darkred		#8B0000	{0.55, 0, 0}
orange	orange		#FFA500	{1, 0.65, 0}
darkorange	darkorange		#FF8C00	{1, 0.55, 0}
orangered	orangered		#FF4500	{1, 0.27, 0}
salmon	salmon		#FA8072	{0.98, 0.5, 0.45}
coral	coral		#FF7F50	{1, 0.5, 0.31}
tomato	tomato		#FF6347	{1, 0.39, 0.28}
palerose	palerose		#FFC2E0	{1, 0.76, 0.88}
pink	pink		#FFC0CB	{1, 0.75, 0.80}
hotpink	hotpink		#FF69B4	{1, 0.41, 0.71}
deeppink	deeppink		#FF1493	{1, 0.08, 0.58}
crimson	crimson		#DC143C	{0.86, 0.08, 0.24}
chocolate	chocolate		#D2691E	{0.82, 0.41, 0.12}
firebrick	firebrick		#B22222	{0.7, 0.13, 0.13}
brown	brown		#A52A2A	{0.65, 0.16, 0.16}














B.6.2 Green series

Definitions

Name	In text	In background	HEX value	rgb value {r, g, b}
green	green		#008000	{0, 0.5, 0}
darkgreen	darkgreen		#006400	{0, 0.39, 0}
lime	lime		#00FF00	{0, 1, 0}
limegreen	limegreen		#32CD32	{0.2, 0.8, 0.2}
forestgreen	forestgreen		#228B22	{0.13, 0.55, 0.13}
lightgreen	lightgreen		#90EE90	{0.56, 0.93, 0.56}
springgreen	springgreen		#00FF7F	{0, 1, 0.5}
palelimegreen	palelimegreen		#EBFABD	{0.92, 0.98, 0.74}
greenyellow	greenyellow		#ADFF2F	{0.68, 1, 0.18}
lawngreen	lawngreen		#7CFC00	{0.49, 0.99, 0}
brilliantgreen	brilliantgreen		#00FF00	{0.57, 0.92, 0.04}
yellowgreen	yellowgreen		#9ACD32	{0.6, 0.8, 0.2}
olive	olive		#808000	{0.5, 0.5, 0}








B.6.3 Blue series

Definitions

Name	In text	In background	HEX value	rgb value {r, g, b}
blue	blue		#0000FF	{0, 0, 1}
darkblue	darkblue		#00008B	{0, 0, 0.55}
cyan	cyan		#00FFFF	{0, 1, 1}
darkcyan	darkcyan		#008B8B	{0, 0.55, 0.55}
lightgrayishcyan	lightgrayishcyan		#C0F2F2	{0.75, 0.95, 0.95}
lightgreyishcyan	lightgreyishcyan		#C0F2F2	{0.75, 0.95, 0.95}
paleturquoise	paleturquoise		#AFEEEE	{0.69, 0.93, 0.93}
lightblue	lightblue		#ADD8E6	{0.68, 0.85, 0.9}
skyblue	skyblue		#87CEEB	{0.53, 0.81, 0.92}
deepskyblue	deepskyblue		#00BFFF	{0, 0.75, 1}
dodgerblue	dodgerblue		#1E90FF	{0.12, 0.56, 1}
royalblue	royalblue		#4169E1	{0.25, 0.41, 0.88}
slateblue	slateblue		#6A5ACD	{0.42, 0.35, 0.8}






B.6.4 Violet series

Definitions

Name	In text	In background	HEX value	rgb value {r, g, b}
plum	plum		#DDA0DD	{0.87, 0.63, 0.87}
violet	violet		#EE82EE	{0.93, 0.51, 0.93}
magenta	magenta		#FF00FF	{1, 0, 1}
mediumpurple	mediumpurple		#9370D8	{0.58, 0.44, 0.85}
blueviolet	blueviolet		#8A2BE2	{0.54, 0.17, 0.89}
darkviolet	darkviolet		#9400D3	{0.58, 0, 0.83}
purple	purple		#800080	{0.5, 0, 0.5}










B.6.5 Yellow series

Definitions

Name	In text	In background	HEX value	rgb value {r, g, b}
verypaleyellow	verypaleyellow		#FFFFCC	{1, 1, 0.8}
yellow	yellow		#FFFF00	{1, 1, 0}
gold	gold		#FFD700	{1, 0.84, 0}
goldenrod	goldenrod		#DAA520	{0.85, 0.65, 0.13}
darkgoldenrod	darkgoldenrod		#B8860B	{0.72, 0.53, 0.04}







B.6.6 White-black series

Definitions

Name	In text	In background	HEX value	rgb value {r, g, b}
white			#FFFFFF	{1 , 1 , 1 }
gainsboro	<i>gainsboro</i>		#DCDCDC	{0.86, 0.86, 0.86}
silver	<i>silver</i>		#C0C0C0	{0.75, 0.75, 0.75}
gray	<i>gray</i>		#808080	{0.5 , 0.5 , 0.5 }
grey	<i>grey</i>		#808080	{0.5 , 0.5 , 0.5 }
dimgray	<i>dimgray</i>		#696969	{0.41, 0.41, 0.41}
dimgrey	<i>dimgrey</i>		#696969	{0.41, 0.41, 0.41}
darkgray	<i>darkgray</i>		#404040	{0.25, 0.25, 0.25}
darkgrey	<i>darkgrey</i>		#404040	{0.25, 0.25, 0.25}
black	<i>black</i>		#000000	{0 , 0 , 0 }

B.6.7 Non-white backgrounds

Definitions

Name	In text	In background	HEX value	rgb value {r, g, b}
cornsilk	cornsilk		#FFF8DC	{1, 0.97, 0.86}
navajowhite	navajowhite		#FFDEAD	{1, 0.87, 0.68}
wheat	wheat		#F5DEB3	{0.96, 0.87, 0.70}
lightbrownishgray	lightbrownishgray		#FDE4D0	{0.99, 0.89, 0.82}
lightbrownishgrey	lightbrownishgrey		#FDE4D0	{0.99, 0.89, 0.82}
peachpuff	peachpuff		#FFDAB9	{1, 0.85, 0.73}

Acknowledgments

The author would like to thank James Yi-Yu Liu for useful discussion about the basic idea of including user-defined functions into the source code.

The author would also like to thank the friendly hospitality of the Institut für Physik, Humboldt-Universität zu Berlin, the College of Physics Science and Technology, Xinjiang University, the Graduate School of Science and Engineering for Research, University of Toyama, the Department of Astronomy and the Institute of Theoretical Physics and Astrophysics, Xiamen University, the Institute of Modern Physics, Chinese Academy of Sciences and the Center for High Energy Physics, Peking University, where part of this work was completed.

This work was partially supported by the National Science Council of R.O.C. under contracts no. NSC-98-2811-M-006-044 and no. NSC-99-2811-M-006-031 as well as by the National Center of Theoretical Sciences, R.O.C. and the Department of Physics, National Cheng Kung University, Taiwan.

References

1. W3Schools online web tutorials, <http://www.w3schools.com/>.
2. Online validators: <http://validator.w3.org/> for (X)HTML, <http://jigsaw.w3.org/css-validator/validator.html.en> for CSS.