

# A Dynamic Model of Streamer Coupling for High Pressure Discharges

Qing Li<sup>1</sup>, Demetre J. Economou<sup>2</sup>, and Yi-Kang Pu<sup>1</sup>

<sup>1</sup>*Department of Engineering Physics, Tsinghua University, Beijing 100084, China and*

<sup>2</sup>*Department of Chemical and Biomolecular Engineering, Plasma Processing Laboratory, University of Houston, Houston, Texas 77204-4004*

A streamer coupling theory is developed to describe the formation of homogenous emission, and the high moving speed of emission patterns in high pressure discharges. By considering the effects of both electron diffusion and electronic drift in the streamer head, the minimum required preionization level  $n_{\min}$  for the formation of streamer coupling is found to depend on electric field strength, gas pressure and electron temperature. The homogeneity and moving speed of the emission pattern in streamer coupling head increase with preionization level  $n_0$ , when  $n_0 > n_{\min}$ . The predicted results for atmospheric helium plasma indicate  $n_{\min} \sim 10^5 \text{ cm}^{-3}$  and moving speed of  $10^4 - 10^6 \text{ m/s}$ , in agreement with experiments.

PACS numbers: 51.50.+v, 52.80.Dy, 52.80.Hc, 52.80.Mg

Homogeneous or glow-like emission in high pressure discharges has been studied for decades, and most of the works focused on experimental conditions for their formation and methods of improving discharge homogeneity [1]. Although high preionization level is verified to be necessary for homogeneous discharges [1–3], its formation mechanism, different from those of glow discharges in low pressure and streamer discharges in high pressure, has not been fully clarified [3, 4]. In a recent experiment, atmospheric pressure plasma jet (APPJ), originating from dielectric barrier discharge (DBD) and spraying into ambient air, is found to be a traveling bulletlike plasma volume with a high moving speed of the order of  $10^4 \sim 10^6 \text{ m/s}$  and a ring-shaped cross-sectional emission pattern, named as "plasma bullet" [5–9]. A model of self-sustained photo-ionization streamer [6], first developed by Dawson and Winn [10], was invoked to explain the nature of plasma bullet as one single streamer [10, 11]. Although the model sufficed to account for the scale of moving speed, it was inadequate to explain the ring-shaped emission pattern of axial-symmetrical homogeneity and the change of moving speed with external electric field [7–9]. Thus, we suppose that APPJ is neither a single streamer discharge, nor traditional Townsend or glow discharges in low pressure, which are homogeneous in radial direction and brightest in the vicinity of the anode or cathode [1–3]. The discharge mechanism should be a new one, which we here call it streamer coupling.

The thoughts of streamer coupling model was primarily advocated by Palmer to predict a volume-stabilized glow-like discharge in atmospheric pressure helium discharge [12]. In Palmer's theory, the interaction of simultaneous developing streamers leads to the formation of one large discharge canal, and the dominating force in each streamer head is electron diffusion [13, 14]. However, experimental results show that, in high pressure experiments such as atmospheric pressure discharge, the dominating force responsible for the electron cloud expansion in a streamer head is the electrostatic repulsion of high-density charged particles, instead of the diffusion caused by electron density gradient [15]. Therefore

in Palmer's model the predicted minimum preionization level of  $10^4 \text{ cm}^{-3}$  for homogeneous discharge [12] is not consistent with the experimental value of  $10^5 \text{ cm}^{-3}$  [14]. Another defect in Palmer's model is that there is no explicit relationship between important physical properties of the discharge gas with the formation of homogeneous discharge, such as electric field and gas pressure. In this work, by considering the electron diffusion, electrostatic repulsion in streamer head, and electron drift under the electric field, an improved streamer coupling model is proposed to describe the dynamics of high pressure discharge patterns.

We consider the "fluid approximation" for each streamer. For the sake of simplicity, we here investigate only the primary anode-directed streamer and assume it propagates in a uniform background electric field  $E_0$ . The continuity equation for the basic dynamics of a streamer formation and propagation is,

$$\frac{\partial n_e}{\partial t} = -\nabla \cdot (n_e \vec{v}_e) + S_e, \quad (1)$$

where  $n_e$  is the electron density,  $S_e$  is the electron source term, and  $\vec{v}_e$  is the electron velocity, determined by

$$\vec{v}_e = -\mu_e \vec{E} - \frac{D_e}{n_e} \nabla n_e, \quad (2)$$

with  $\mu_e$  and  $D_e$  are the electron mobility and the diffusion coefficient, respectively. A detailed analysis responsible for these equations is given as follows.

(1) Resulting from drift and diffusion of charged particles in the local electric field  $\vec{E}$ , streamer propagation is mainly determined by the motion of electrons. The ions can be treated as immovable particles, since their mobility  $\mu_i$  and diffusion coefficient  $D_i$  can actually be neglected, comparing with those of electrons [15–17].

(2) The source term  $S_e$  can be treated in two processes. In the process of primary avalanche, the source term  $S_e$  is directly proportional to the exponent of first Townsend ionization rate  $\alpha$ , as  $S_e \propto e^{\alpha x}$ , where  $x$  is the length of the avalanche [15]. In the other process of streamer

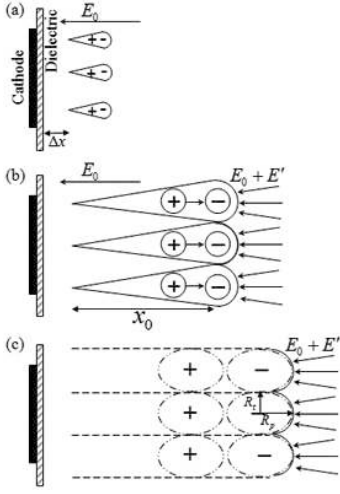


FIG. 1: Simultaneous avalanche-streamer transition. (a) Avalanches start to develop when electric field arises to a certain value  $E_0$ . (b) Primary avalanches turn into streamers when they satisfy the criterion of streamer formation at the length of  $x_0$ . (c) Adjacent streamers just overlap with each other to form streamer coupling.

propagation, the source term  $S_e$  could be treated as  $S_e \propto E e^{-|E_0/E|}$ , where  $E_0$  and  $E$  are external and total electric fields, respectively [11]. In the present work, we focus on the former case.

(3) We concentrate on the streamer dynamics under the strong external electric field  $\vec{E}_0$ , as in high pressure discharges. The criterion of streamer formation says, a streamer is born of an avalanche if the electric field  $E'$  induced from the space charge in the streamer head reaches the order of external field  $E_0$  [15]. The correspondingly approximate equality is,

$$E' = 2 \frac{e}{4\pi\epsilon_0 R_0^2} e^{\alpha x_0} = E_0, \quad (3)$$

where  $R_0$  is the characteristic radius of space charge in the streamer head at the transformation point. The streamer head region of intensive ionization, moving together with a strong field  $E = E_0 + E'$ , transforms the gas to plasma. A plasma channel is left due to the production of new plasma region.

For the case of high pressure discharges in capacitively coupled plasmas, simultaneous electrons leave the dielectric surface coated on the instantaneous cathode towards the anode [2, 3], when the electrode polarity connected to the squared power source turns from positive to negative half-cycle at time  $t = -\Delta t$ .  $\Delta t$  is assumed to be the arising time of external electric field from 0 to the value at which the primary avalanche starts at the leaving place of  $x = \Delta x$ , the distance to dielectric surface. After the time  $t = 0$ , the supplying pulsed power source is assumed to be sustained at constant value  $E_0$  for the streamer propagation [see Fig. 1(a)]. At a certain place  $x = x_0$  with  $t = t_0$ , these simultaneous primary avalanches transform into simultaneous streamers. The streamer head radii in

propagating and transverse directions are assumed to be  $R_p$  and  $R_t$ , respectively [see Figs. 1(b) and (c)]. These simultaneous streamers will overlap if the transverse radius  $R_t$  is larger than the half distance between adjacent streamer head centers  $(4\pi n_0/3)^{-1/3}$ , i.e.,

$$n_0 \geq \frac{3}{4\pi R_t^3}. \quad (4)$$

For better discussion bellow, the surface density of simultaneous primary electrons is replaced by volume density  $n_0$ , which is known as preionization level. The equal sign case of Eq. (4) is shown in Fig. 1(c). The overlapping streamers hereafter is called streamer coupling, whose propagation likes one single streamer, except that it has a much larger space charge head.

For the avalanche-streamer transition, if the expansive force at streamer head edge is dominated by electrostatic repulsion or electron diffusion, according to Eq. (2), the speed of electron can be expressed as:

$$v_e \approx \max \left[ \mu_e |\vec{E}_0 + \vec{E}'|, \left| -\mu_e \vec{E}_0 - \frac{D_e}{n_e} \nabla n_e \right| \right]. \quad (5)$$

In experimental breakdown condition of high pressure discharges, the expansion of an avalanche head is mainly due to repulsive force rather than diffusion one. The difference of the two forces in magnitude can be one or two orders in many cases, such as in atmospheric pressure air discharge [15].

Due to the cancelation of induced repulsive field between the simultaneously developed adjacent streamer heads in transverse direction, the dominator of Eq. (5) for the directions of propagation and transverse are repulsion and diffusion, respectively. Using Eq. (3) to the propagating direction along the avalanche development, we obtain:

$$R_p \approx \frac{3}{2\alpha(E_0)}. \quad (6)$$

For the sake of simplicity, the assumption  $\alpha = \alpha(E_0)$  is used in Eq. (6) during the development of an avalanche when the external field is only slightly distorted [15]. Also the corresponding transverse radius  $R_t$  increased by diffusion is:

$$R_t \approx \left[ \frac{4D_e}{\mu_e E_0 \alpha(E_0)} \ln \frac{9\pi\epsilon_0 E_0}{2e\alpha^2(E_0)} \right]^{1/2}, \quad (7)$$

where  $E \approx E_0$  is used from  $x = 0$  to  $x = x_0$  in Eqs. (6) and (7) in the avalanche development. A more strict calculation should consider the integral of  $E$ . However, considering the uncertainty due to no clear plasma edge like solid, the above approximation is enough for our estimation. Using a dimensionless streamer density  $\xi_t \equiv \frac{4}{3} R_t^3 n_0$  to the transverse direction, we have:

$$\xi_t \approx \frac{4\pi}{3} \left[ \frac{4D_e}{\mu_e E_0 \alpha(E_0)} \ln \frac{9\pi\epsilon_0 E_0}{2e\alpha^2(E_0)} \right]^{3/2} n_0. \quad (8)$$

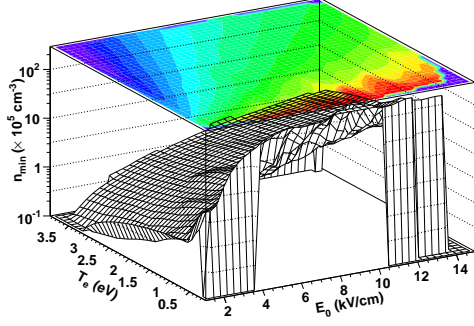


FIG. 2: Distribution of minimum required seed electron density  $n_{\min}$  for atmospheric pressure helium plasma with electron temperature  $T_e$  and electric field  $E_0$ .

The criterion for streamer coupling formation can be re-expressed as:

$$\xi_t \geq 1, \quad (9)$$

and thus we obtain the expression for primary electron density,

$$n_0 \gtrsim n_{\min} \equiv \frac{3}{4\pi} \left[ \frac{4k_B T_e}{eE_0 \alpha(E_0)} \ln \frac{9\pi\epsilon_0 E_0}{2e\alpha^2(E_0)} \right]^{-3/2}, \quad (10)$$

where Einstein relation of  $D_e/\mu_e = k_B T_e/e$  is used,  $k_B$  is the Boltzmann constant, and  $T_e$  is the electron temperature.  $n_{\min}$  is defined as the minimum required preionization level. Since  $\alpha = \alpha(E_0, P)$ ,  $n_{\min}$  is a function of the external electric field  $E_0$ , the gas pressure  $P$  and the electron temperature  $T_e$ .

For the propagation of streamer coupling, the electric field strength at the front of streamer head  $E_M$  is estimated as:

$$E_M \approx \begin{cases} \left(1 + \frac{9\pi}{4\alpha^3} n_0\right) E_0 & \text{if } \xi_p > 1, \\ 1.5E_0 & \text{if } \xi_p \leq 1, \end{cases} \quad (11)$$

where  $\xi_p \equiv \frac{4\pi}{3} R_p^3 n_0$ . The strength of electric field  $E_M$  results from the total effect of streamer heads when  $\xi_p > 1$ , and this effect disappears when  $\xi_p \leq 1$ .

Applying the above theoretical results to the atmospheric pressure helium plasma, we find that the minimum required seed electron density is relatively low for the discharge of a high electron temperature and a low electric field (see Fig. 2). Choosing data  $\alpha \approx 5.3 \times 10^3 \text{m}^{-1}$  from the estimation of experimental value [18], and a typical experimental condition of  $T_e = 2 \text{ eV}$ ,  $E_0 = 4 \text{ kV/cm}$ , we can obtain:

$$n_{\min}^{\text{He}} \sim 1.1 \times 10^5 \text{ cm}^{-3}$$

The above result is about one order of magnitude higher than the predicted result from Palmer's model [12]. While the experimental minimum required density for

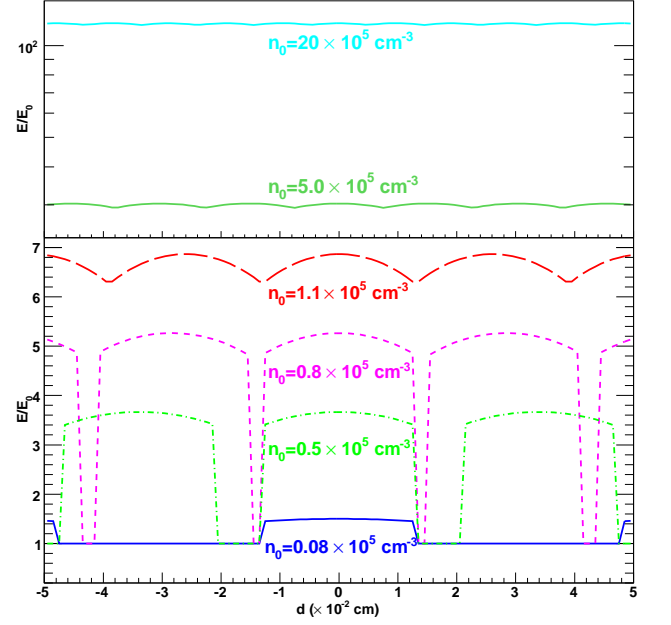


FIG. 3: Distribution of total electric field  $E$  projected in streamer direction at the front of streamers for different primary seed electron density. We choose electron temperature of 2 eV and helium plasma of atmospheric pressure.

homogeneous discharge is the order of  $10^5 \text{ cm}^{-3}$  [14, 20], which is in favor our predicted result.

Based on the above calculation, the predicted result for streamer head radius in propagating direction is  $R_p^{\text{He}} \sim 0.03 \text{ cm}$ , and in transverse direction is  $R_t^{\text{He}} \sim 0.01 \text{ cm}$  which is the radius of a single streamer. The two values suggest that the distribution of space charge in streamer head likes a "goose egg", as shown in Fig. 1(c).

The transverse distribution of the total field strength  $E$  in the propagating direction at the front of streamer heads is shown in Fig. 3. Streamers do not overlap with each other when the primary seed electron density  $n_0$  is lower than the minimum required preionization level  $n_{\min}$ , such as  $n_0 = 0.08, 0.5$  and  $0.8 \times 10^5 \text{ cm}^{-3}$ . The electric field is continuous for the streamer coupling when  $n_0 \geq n_{\min}$ , and its relative smoothness increases with  $n_0$ , such as  $n_0 = n_{\min}, 5n_{\min}$  and  $20n_{\min}$ . This indicates that the distribution of ionization and radiative processes are almost homogeneous for the streamer coupling, and the emission homogeneity is improved by increasing the preionization level  $n_0$ . This prediction is qualitatively consistent with the experimental results [3, 14], which suggest that the homogeneous discharge can be only obtained with high preionization level.

The development of the streamer coupling is led by the drift of electrons at the front of the streamer coupling head, since streamers propagate along the direction of the strongest electric field [15]. Therefore we can obtain

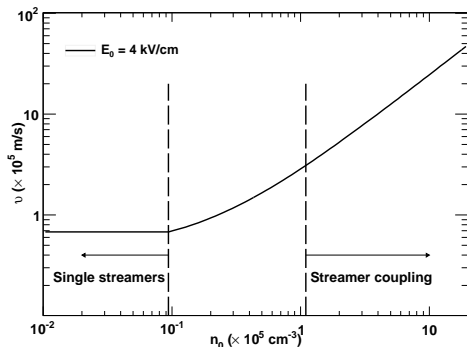


FIG. 4: Distribution of the moving speed of emission pattern with primary electron density at  $T_e = 2$  eV and  $E_0 = 4$  kV/cm for atmospheric pressure plasma. The left and right regions separated by vertical dashed lines denote discharges of single streamers and streamer coupling, respectively.

the moving speed of the streamer coupling head:

$$v \approx \begin{cases} \mu_e E_0 \left(1 + \frac{9\pi}{4\alpha^3} n_0\right) E_0 & \text{if } \xi_p > 1, \\ 1.5\mu_e E_0 & \text{if } \xi_p \leq 1. \end{cases} \quad (12)$$

Since the streamer coupling head is the most intensive ionization region, the propagation of the streamer coupling head represents the moving of discharge pattern in actual experiment. Using the data of electron mobility  $\mu_e = 1.1 \times 10^3 \text{ cm}^2 \text{V}^{-1} \text{s}^{-1}$  in the atmospheric pressure helium plasma [4], we obtain the moving speed of the discharge pattern which is shown in Fig. 4. Different discharge regions are separated by vertical dashed lines according to preionization level. The left and right regions are single streamers, where streamers are almost independent, and the streamer coupling, where streamers overlap with each other, respectively. In the middle region, although the discharge is also separated streamers, the effect of other ones in transverse direction can not be ignored. It shows that the moving speed of the discharge pattern increases linearly with  $n_0$  and  $E_0$  in the

streamer coupling region. The scale of the moving speed is consistent with the experimental results of "plasma bullet" [5–8]. Furthermore, according to Eq. (12), the ionization rate  $\alpha$  and primary seed electron density  $n_0$  is axisymmetrically distributed due to the axisymmetrically distributed of gas mixing and dielectric surface. The ionization rate  $\alpha$  reaches its maximum value when the content ratio of nitrogen in the helium plasma is at the level of  $10^{-3}$  [9, 19]. Therefore, the ring-shaped pattern of plasma bullet can also be explained by Figs. 3 and 4.

Although the predicted results are consistent with done experiments, an identifying experiment needs to be done to check the predictions quantitatively. For the atmospheric pressure helium discharge, by using the transversely excited atmospheric pressure  $\text{CO}_2$  laser system [20], we can control the preionization level  $n_0$  in the setup of capacitively coupled plasma to identify Figs. 3 and 4. Fig. 3 suggests that the contrast of streamer emissions and background increases with  $n_0$  when  $n_0 < n_{\min}$ , and the homogeneity and intensity of emission pattern increases with  $n_0$  when  $n_0 > n_{\min}$ . Fig. 4 suggests the moving speed of discharge pattern under certain electric field and preionization level, and that it increases with  $n_0$ .

To conclude, we have derived analytically the moving speed of emission pattern and the minimum required preionization level for anode-directed streamer coupling, and supposed that the streamer coupling is required to generate a homogeneous emission pattern in high pressure discharges. Both values depend on the electric field strength and the gas pressure and the electron temperature. Based on these predictions, we investigate the emission homogeneity and its moving speed in atmospheric pressure helium plasma. Our predictions are consistent with experimental results. The model of the streamer coupling is very useful for understanding the dynamical process of high pressure plasma.

We are very grateful to the help from Profs. Michael A. Lieberman, Xinpei Lu and Michael G. Kong. Particular thanks are due to Drs. Yukinori Sakiyama and Jiang-Tao Li for useful discussions.

- [1] F. Massines *et al.*, *J. Appl. Phys.* **83**, 2950 (1998).
- [2] Y. B. Golubovskii, V. A. Maierov, and J. F. Behnke, *J. Phys. D: Appl. Phys.* **35**, 751 (2002).
- [3] F. Massines *et al.*, *Eur. Phys. J. Appl. Phys.* **47**, 22805 (2009).
- [4] Yu. P. Raizer, *Gas Discharge Physics* (Wiley Press, New York, 1991).
- [5] M. Teschke *et al.*, *IEEE Trans. Plasma Sci.* **33**, 310 (2005).
- [6] X. Lu and M. Laroussi, *J. Appl. Phys.* **100**, 063302 (2006).
- [7] K. Urane *et al.*, *J. Phys. D: Appl. Phys.* **43**, 095201 (2010).
- [8] N. Mericanm-Bourdet *et al.*, *J. Phys. D: Appl. Phys.* **42**, 055207 (2009).
- [9] Y. Sakiyama *et al.*, *Appl. Phys. Lett.* **96**, 041501 (2010).
- [10] G. Dawson and W. Winn, *Z. Phys.* **183**, 159 (1965).
- [11] U. Ebert, W. van Saarloos, and C. Caroli, *Phys. Rev. Lett.* **77**, 4178 (1996).
- [12] A. J. Palmer, *Appl. Phys. Lett.* **25**, 138 (1974).
- [13] N. Gherardi and F. Massines, *IEEE Trans. Plasma Sci.* **29**, 536 (2001).
- [14] J. I. Levatter and S. C. Lin, *J. Appl. Phys.* **51**, 210 (1980).
- [15] E. M. Bazelyan and Yu. P. Raizer, *Spark Discharges* (CRS Press, New York, 1998).
- [16] M. Arrayas, U. Ebert, and W. Hundsdorfer, *Phys. Rev. Lett.* **88**, 174502 (2002).
- [17] P. A. Vitello, B. M. Penetrante, and J. N. Bardsley, *Phys. Rev. E* **49**, 5574 (1994).
- [18] Yu. Ralchenko *et al.*, *Atom. Data Nucl. Data* **94**, 603 (2008).
- [19] T. Martens *et al.*, *Appl. Phys. Lett.* **92**, 041504 (2008).
- [20] R. V. Babcock, I. Liberman, and W. D. Partlow, *IEEE J. Quantum Electron.* **12**, 29 (1976).