

Critical Phase of Bond Percolations on Growing Networks

Takehisa Hasegawa*

Graduate School of Information Science and Technology,
The University of Tokyo, 7-3-1, Hongo, Bunkyo-ku, Tokyo, JAPAN.

Koji Nemoto†

Department of Physics, Graduate School of Science,
Hokkaido University, Kita 10-jo Nishi 8-tyome, Sapporo, JAPAN.

The critical phase of bond percolation on the random growing tree is examined. It is shown that the root cluster grows with the system size N as N^ψ and the mean number of clusters with size s per node follows a power function $n_s \propto s^{-\tau}$ in the whole range of open bond probability p . The exponent τ and the fractal exponent ψ are also derived as a function of p and the degree exponent γ , and are found to satisfy the scaling relation $\tau = 1 + \psi^{-1}$. Numerical results with several network sizes are quite well fitted by a finite size scaling for a wide range of p and γ , which gives a clear evidence for the existence of a critical phase.

PACS numbers: 64.60.aq, 89.75.Hc

I. INTRODUCTION

The study of complex networks has been one of the most popular topics for many research fields in the last decade [1–3]. This activity has been drawn by the discoveries of the *small-world* [4] and the *scale free* (SF) [5] properties, which are common to many real networks, e.g., Internet, WWW, social networks, food-webs. The former means the (sub-)logarithmic dependence of the mean shortest distance \bar{l} between nodes with network size N as $\bar{l} \propto \log N$ ($\propto \log N / \log \log N$) [2, 4, 6], and the latter a power-law tail in the degree distribution $P(k) \propto k^{-\gamma}$, where the degree k is the number of edges connected to a node. The dynamics on complex networks, such as percolation, epidemic processes, interacting spin systems, coupled oscillators, have been extensively studied with stimulating our interests for the relationships between network topology and critical phenomena [7]. In most analytical approaches *locally tree-like approximation* is used to give many detailed physical pictures about critical phenomena on some network models, particularly, on uncorrelated SF networks [7]. On the other hand, many works have reported that systems on some growing networks show quite different phase transitions [8–14]. As shown in [10, 11], the percolation on some growing network models undergoes an *infinite order transition* with a *BKT-like singularity*; (i) the relative size of the giant component vanishes in an essentially singular way at the transition point, so that the transition is of infinite order, and (ii) the mean number n_s of clusters with size s per node (or the cluster size distribution in short) decays in a power-law fashion with s in the whole region where no giant component exists. Similar transitions are observed for the interacting spin systems on

a hierarchical SF network [12], and an inhomogeneous growing network [13, 14].

The above unusual disordered phase is thought to be the same as the critical phase [15], which is also called *patchy* phase [16], observed on hierarchical SF networks and the Hanoi networks. By renormalization group (RG) techniques, Berker et al. [15] have studied bond percolations on the decorated (2,2)-flower [17], which is one of hierarchical SF networks, to show the existence of a critical phase, where RG flow converges onto the line of nontrivial stable fixed points.

Let us turn our eyes upon exotic but regular graphs for a while. Critical phenomena on *nonamenable graphs* (NAGs), which are defined as graphs with positive Cheeger constant, have been studied in recent years [18, 19]. Roughly speaking, NAGs are regular graphs having small-world property $\bar{l} \propto \log N$. Hyperbolic lattices and regular trees are typical examples of NAGs. It has been predicted that the bond percolation on a NAG exhibits a *multiple phase transition* (MPT) which takes three distinct phases according to the open bond probability p as follows; (i) the non-percolating phase ($0 \leq p < p_{c1}$) in which only finite size clusters exist, (ii) the critical phase ($p_{c1} \leq p \leq p_{c2}$) in which there are infinitely many infinite clusters, and (iii) the percolating phase ($p_{c2} < p \leq 1$) in which the system has a unique infinite cluster. Here *infinite cluster* means a cluster whose mass diverges with system size N as N^ϕ with $0 < \phi \leq 1$. Recent paper [20, 21] (see also [22, 23]) performed Monte-Carlo simulations for the bond percolation on the enhanced binary tree, which is one of NAGs, to show that the system undergoes the MPT, and the critical phase has the following properties; (i) continuously increasing of the fractal exponent ψ with p , where ψ is defined as

$$s_0(N) \propto N^\psi, \quad (1)$$

$s_0(N)$ being the mean size of cluster to which the root node belongs (hereafter we refer to this cluster as the root

*Electronic address: hasegawa@stat.t.u-tokyo.ac.jp

†Electronic address: nemoto@statphys.sci.hokudai.ac.jp

cluster), and (ii) the cluster size distribution n_s always having a power-law tail

$$n_s \propto s^{-\tau}, \quad (2)$$

with p -dependent τ satisfying

$$\tau = 1 + \psi^{-1}. \quad (3)$$

We already know that standard systems on the Euclidean lattices (which are amenable) have just one critical *point* and no critical *phase* [24], while it is unclear and rarely discussed so far whether percolations or other processes on complex networks have such a critical *phase* or not.

The aim of this paper is to connect two concepts, unusual phase transitions on growing networks and the MPT on NAGs. For this purpose we analyze the bond percolation on the *growing random tree* (GR tree) [25, 26]. As already mentioned, growing networks are expected to show a criticality in the region where its order parameter takes zero, while it is also trivial that any tree has no ordered phase due to the absence of loops. Thus, systems on the GR tree are always critical in the whole range of p (except $p = 0, 1$). We show analytically that the exponents τ and ψ change continuously with the open bond probability p , with satisfying the scaling relation (3). We also perform the Monte-Carlo simulation to show that finite size scaling for n_s is quite well fitted for any p , irrespective of the degree exponent γ .

II. MODEL

A realization T_N of the GR tree with N nodes is obtained as a tree at time $t = N$ generated by a stochastic process as follows: One starts at time $t = 1$ with T_1 consisting of just one isolated node which we call the initial node or the root (for later convenience it is connected to a dangling bond so that the initial degree is $k = 1$). At each time step, a new node is added and linked to T_N to make T_{N+1} (see figure 1). The probability that the new node is linked to a node of T_N with the degree k is proportional to the linear attachment kernel $A_k = k + \alpha$ ($\alpha > -1$). The stationary degree distribution $P(k)$ of the resulting tree is known to have a power-law tail $P(k) \propto k^{-\gamma}$, where the degree exponent γ is related to α as $\gamma = 3 + \alpha$ [26].

We now consider the bond percolation on the GR tree with N nodes. Each bond is open with probability p , otherwise closed.

III. DERIVATION OF ψ AND τ

First, we evaluate the fractal exponent ψ of the root cluster. Our calculation here is completely in the same way as for the Ising spin system [27]. Let us assign a level to each node according to the distance l from the initial node. The initial node is regarded as at the 0-th level.

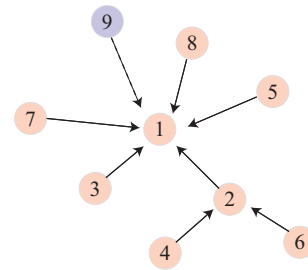


FIG. 1: Example of growth of the growing random tree.

Let $n_N^{(l)}$ denote the mean number of nodes at the l -th level on T_N . Then the sum of all degrees of the nodes at the l -th level is equal to $n_N^{(l)} + n_N^{(l+1)}$. In adding a new node to T_N , the probability that the new node is linked to any node at the l -th level is $(n_N^{(l)} + n_N^{(l+1)} + \alpha n_N^{(l)}) / [(2 + \alpha)N - 1]$. If this happens the new node itself is then at the $(l + 1)$ -th level, so we obtain

$$n_{N+1}^{(l+1)} = n_N^{(l+1)} + \frac{c_1 n_N^{(l)} + n_N^{(l+1)}}{c_2 N - 1} \quad (l \geq 0), \quad (4)$$

where $c_1 = 1 + \alpha$, $c_2 = 2 + \alpha$, and the boundary condition is $n_N^{(0)} = 1$ for all N . The generating function of $n_N^{(l)}$,

$$G_N(p) = \sum_{l=0}^{\infty} n_N^{(l)} p^l, \quad (5)$$

is nothing but the mean size of the root cluster, and the recursion relation is obtained from (4) as

$$(c_2 N - 1)G_{N+1}(p) = (c_2 N + c_1 p)G_N(p) - 1. \quad (6)$$

It is easily solved as

$$G_N(p) = \frac{1}{1 + c_1 p} + \frac{c_1 p}{1 + c_1 p} \frac{\Gamma(1 - c_2^{-1})\Gamma(N + c_2^{-1}c_1 p)}{\Gamma(1 + c_2^{-1}c_1 p)\Gamma(N - c_2^{-1})}. \quad (7)$$

For $N \gg 1$, the second term becomes dominant, so that the mean size of the root cluster grows asymptotically as

$$G_N(p) \simeq N \frac{c_1 p + 1}{c_2} = N \frac{1 + (1 + \alpha)p}{2 + \alpha}, \quad (8)$$

and thus we find the fractal exponent ψ as

$$\psi = \frac{1 + (1 + \alpha)p}{2 + \alpha} = \frac{1 + (\gamma - 2)p}{\gamma - 1}. \quad (9)$$

Next, we derive the cluster size distribution n_s . We consider the time evolution of the number $N_s^l(t)$ of clusters which have $s - 1$ open bonds (s connecting nodes) and l closed bonds at time t . The time evolution of $N_s^l(t)$

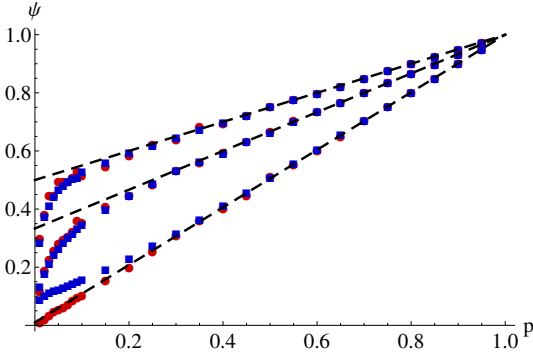


FIG. 2: (Color online) Fractal exponent ψ_L of the largest clusters (blue square) and ψ of the root cluster (red circle) on the GR tree with $\alpha = 0, 1, 100$, from top to bottom. The dotted lines show the analytical prediction (9). ψ_L and ψ are given by the fit of those with several sizes.

is given as

$$\begin{aligned} N_s^l(t+1) &= N_s^l(t) - \frac{\alpha' s + l - 2}{\alpha' N - 1} N_s^l(t) \\ &+ p \frac{\alpha'(s-1) + l - 2}{\alpha' N - 1} N_{s-1}^l(t) \\ &+ q \frac{\alpha' s + l - 3}{\alpha' N - 1} N_s^{l-1}(t) + q \delta_{s,1} \delta_{l,1}, \end{aligned} \quad (10)$$

with the initial condition $N_s^l(t=1) = \delta_{s,1} \delta_{l,1}$, where $\alpha' = \alpha + 2$ and $q = 1 - p$. Assuming the asymptotic form as $N_s^l(t) = t n_s^l = N n_s^l$ ($t \gg 1$), we obtain

$$\begin{aligned} (\alpha' s + l + \alpha' - 2) n_s^l &= p(\alpha' s + l - \alpha' - 2) n_{s-1}^l \\ &+ q(\alpha' s + l - 3) n_s^{l-1} + q \alpha' \delta_{s,1} \delta_{l,1}. \end{aligned} \quad (11)$$

Summing over l gives the cluster size distribution as $n_s = \sum_l n_s^l$;

$$\begin{aligned} (\alpha' p s + \alpha' - 2p) n_s &= p(\alpha' s - \alpha' - 2) n_{s-1} \\ &+ p \sum_l l n_{s-1}^l - p \sum_l l n_s^l + q \alpha' \delta_{s,1}, \end{aligned} \quad (12)$$

which is evaluated if $\alpha \rightarrow \infty$ as

$$n_s = \frac{\Gamma(s)}{\Gamma[s + (1+p)/p]} n_1 \propto s^{-\frac{1+p}{p}}, \quad (13)$$

as previously reported in [9, 28]. To obtain an estimate of n_s for finite offset α , we assume $l_s^* = \sum_l l n_s^l / n_s$ for each s to satisfy $s-1 : l_s^* = p : q$. This approximation is the same as of [29]. Then n_s is obtained as

$$n_s \propto \frac{\Gamma[s - (\alpha' p + 2)/(\alpha' p + q) + 1]}{\Gamma[s + (\alpha' - p - 1)/(\alpha' p + q) + 1]}. \quad (14)$$

Thus its asymptotic form for $s \gg 1$ is given by (2) with

$$\tau = \frac{3 + p + \alpha p + \alpha}{1 + p + \alpha p} = \frac{\gamma + (\gamma - 2)p}{1 + (\gamma - 2)p}. \quad (15)$$

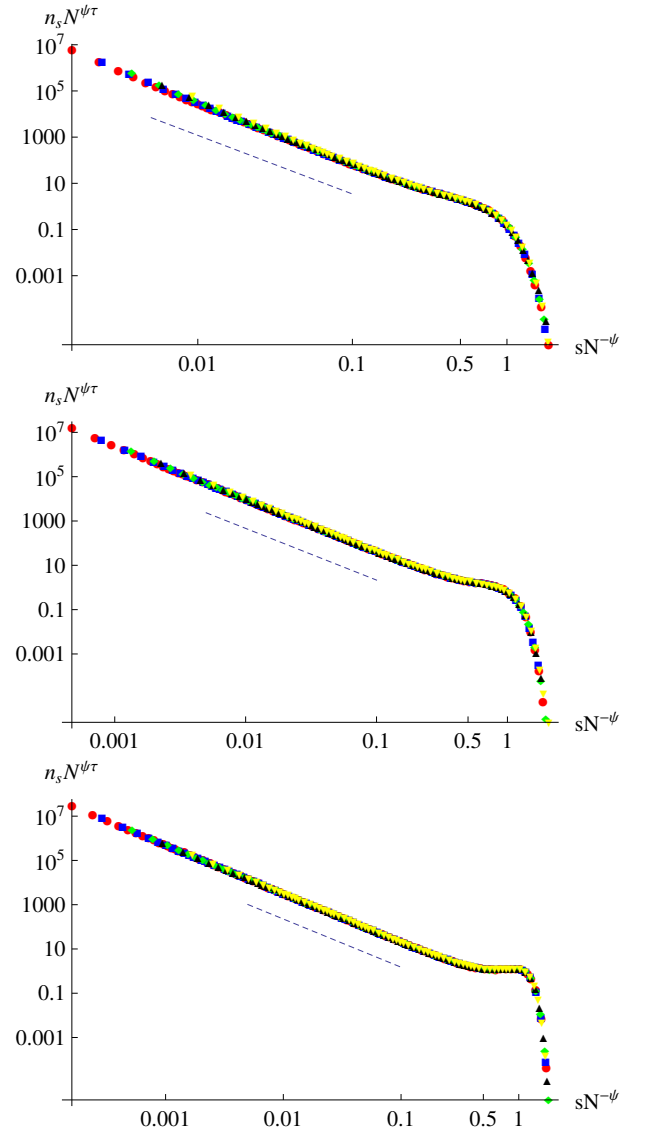


FIG. 3: (Color online) Finite size scaling for the cluster size distribution n_s of the GR tree with $\alpha = 0$, and $p = 0.3, 0.5, 0.7$, from top to bottom. The number of nodes is taken 65536 (red circle), 32768 (blue square), 16384 (green diamond), 8192 (black triangle), 4096 (yellow inverted triangle). The dotted line follows the exponent of Eq.(15). We obtain ψ by numerical simulations, and determine τ by scaling relation (3) with numerically obtained ψ .

Note that the scaling relation (3) is satisfied between ψ in Eq.(9) and τ in Eq.(15). This result means that n_s on the GR tree always follows power-law type, irrespective of γ or p ($0 < p < 1$).

We may say the same in terms of the correlation *volume* and the correlation *length*. The connectedness function $C_i(l, p)$ of node i is defined as the probability that a randomly-chosen node, whose distance from node i is l , belongs to the same cluster with node i . Assuming that $C_i(l, p)$ for $p < p_{c2}$ decays as a single exponential

function

$$C_i(l, p) \propto e^{-l/\xi_i^l}, \quad (16)$$

where ξ_i^l is the correlation length. The correlation volume ξ_i^V of node i is given by summing the connected function as

$$\xi_i^V = \sum_l n_i(l) C_i(l, p), \quad (17)$$

where $n_i(l)$ is the number of nodes whose distance from node i is l . ξ_i^V is the size of cluster to which node i belongs. Since $n_i(l)$ grows exponentially with l for graphs with the small-world property, it is possible that some correlation volumes diverge even when correlation length decays exponentially. As pointed in [20], the critical points p_{c1} and p_{c2} of NAGs correspond to the points above which the correlation volume and length diverge, respectively. Similarly, these grow with p in a different way from each other on the GR trees: Eq.(9) indicates that the correlation volume of the initial node, ξ_0^V , diverges if $p > 0$ ($p_{c1} = 0$), while the correlation length ξ_i^l between any node pairs behaves like that of one-dimensional percolations, $\xi_i^l \sim -1/\ln p$, and never diverges at any $p < 1$ ($p_{c2} = 1$).

Note that in the MPT there is a certain open probability p_s between p_{c1} and p_{c2} , above which the mean cluster size $\bar{s} \propto \sum_s s^2 n_s$ diverges [30]. Clearly, Eq.(15) with $\tau = 3$ gives the value $p_s = (\gamma - 3)/2(\gamma - 2)$, so that p_s depends on the degree exponent γ in contrast to p_{c1} and p_{c2} . For $\gamma \leq 3$, p_s reaches 0 in the limit $N \rightarrow \infty$, so the mean cluster size diverges irrespective of $p(> 0)$. Interestingly, another expression obtained by rewriting it in terms of the moments of k , $p_s = (\gamma - 3)/2(\gamma - 2) = \langle k \rangle / \langle k^2 - k \rangle$, is also obtained for the percolation threshold on uncorrelated SF networks. A similar expression for the Ising case on the GR tree has already been obtained in [27].

IV. NUMERICAL RESULTS

In this section, we check the above analytical results by numerical calculations. We perform the Monte-Carlo simulations for the bond percolation on the GR trees. The number of nodes is taken from about 4096 to 65536. To measure the mean size of the root clusters, we generate 1000 graph samples from the GR tree and simulate the bond percolation 5000 times on each sample. Figure 2 plots the fractal exponent of the root cluster ψ and the analytical prediction (9). Here we evaluate ψ of the system with N nodes by the difference $(\ln s_0(2N) - \ln s_0(N/2)) / (\ln 2N - \ln(N/2))$. Numerically-obtained ψ does not depend on N except for small values of p ($p \lesssim 0.2$), where ψ tends to approach the analytical line (9) with increasing N (not shown). We also measure another critical exponent ψ_L that characterizes the mean size of largest clusters $s_{\max}(N) \propto N^{\psi_L}$. The estimated value in Fig.2 shows a good agreement with ψ , which

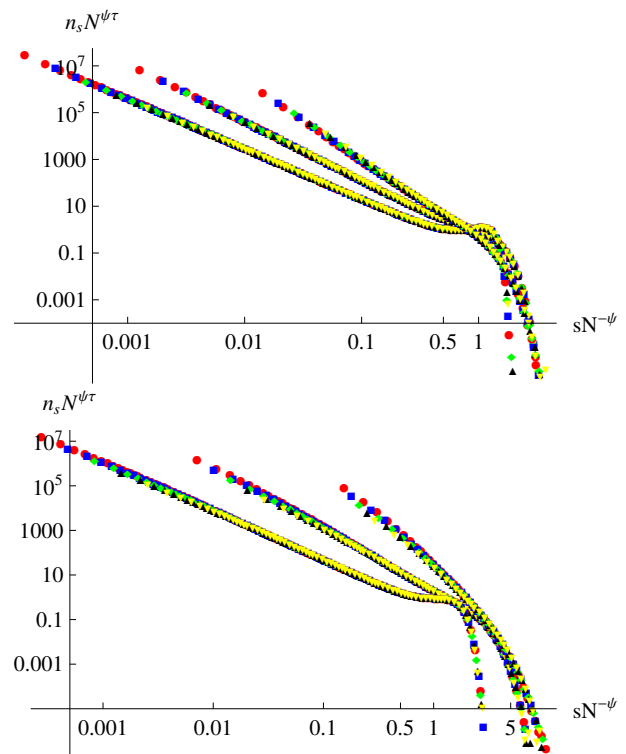


FIG. 4: (Color online) Finite size scaling for the cluster size distribution n_s of the GR tree with $\alpha = 1$ (top panel), 100 (bottom panel). Each curve takes open bond probability $p = 0.2, 0.5, 0.8$, from right to left. The number of nodes is taken 65536 (red circle), 32768 (blue square), 16384 (green diamond), 8192 (black triangle), 4096 (yellow inverted triangle). We obtain ψ by numerical simulations, and determine τ by scaling relation (3) with numerically obtained ψ .

indicates that the root clusters can be regarded as the largest ones, $s_0(N) \sim s_{\max}(N)$. To check n_s , we assume a finite size scaling form [20];

$$n_s(N) = N^{-\psi\tau} f(sN^{-\psi}), \quad (18)$$

where the scaling function behaves as

$$f(x) \sim \begin{cases} \text{rapidly decaying func.} & \text{for } x \gg 1, \\ x^{-\tau} & \text{for } x \ll 1. \end{cases} \quad (19)$$

Here we also assume the scaling relation (3). Figure 3 shows our finite size scaling for n_s on the GR tree with $\gamma = 3$. Our scaling with several sizes are quite well fitted in a wide range of p . We also find similar results for various values of γ as shown in Fig.4. We consider the scaling relation (3) is quite general. If $n_s \propto s^{-\tau}$ holds asymptotically, a *natural cutoff* $s_{\max}(N)$ of the cluster size distribution (a natural cutoff of the degree distribution was introduced in [31]) is given as

$$N \int_{s_{\max}(N)}^{\infty} n_s ds \simeq 1 \rightarrow s_{\max}(N) \propto N^{\frac{1}{\tau-1}}. \quad (20)$$

Then Eq.(3) follows with replacing ψ_L by ψ .

Finally we note that a standard finite size scaling analysis does not work to determine p_{c1} and p_{c2} by using the data in the critical phase (see [21] for the similar argument of the enhanced binary tree). Suppose that in the critical phase $s_{\max} \propto N^{\psi_L}$ holds with an increasing analytic function of $\psi_L(p)$ for $p_{c1} < p < p_{c2}$. Then one can expand $\psi_L(p)$ around any p^* in the critical phase so that $\psi_L(p) - \psi_L(p^*) \propto p - p^*$, which leads us to

$$s_{\max} N^{-\psi_L(p^*)} = g(\log N(p - p^*)), \quad (21)$$

where $g(\cdot)$ is a "scaling function" around p^* . This means that the scaled parameter p^* is arbitrary as long as it is in the critical phase and its boundary p_{c1} and p_{c2} is hardly determined from this type of analysis for practical use.

V. SUMMARY

Our results indicate that the bond percolation on the GR tree has a critical phase for $0 < p < 1$, and the

critical behavior is similar to that observed in a NAG [20]. The critical phase is characterized by a power-law behavior of n_s with varying exponent. The same property is observed on the decorated (2,2)-flower [15] and the Hanoi networks [16]. After the submission of this paper, Sato and the authors calculated ψ and τ of the decorated (2,2)-flower by a generating functional approach to confirm that the phase is indeed critical everywhere [32]. As already mentioned, the critical phase is caused by opening a gap between the points at which the correlation volume and correlation length start to diverge. What is the structural factor of networks for such a separation to occur? Finding the answer is, we believe, an essential step in understanding usual and unusual phase transitions on complex networks.

We thank T. Nogawa for helpful discussions. This work was supported by the 21st Century Center of Excellence (COE) program entitled "Topological Science and Technology", Hokkaido University.

-
- [1] R.Albert and A.-L.Barabási *Rev.Mod.Phys.* **74** (2002) 47.
 - [2] M.E.J.Newman *SIAM Review* **45** (2003) 167.
 - [3] S. Boccaletti, V. Latora, Y. Moreno, M. Chavez, and D.-U. Hwang *Phys. Rep.* **424** (2006) 175.
 - [4] D.J.Watts and S.H.Strogatz *Nature* **393** (1998) 440.
 - [5] A.-L.Barabási and R.Albert *Science* **286** (1999) 509.
 - [6] R. Cohen and S. Havlin *Phys. Rev. Lett.* **90** (2003) 058701.
 - [7] S.N.Dorogovtsev, A.V.Goltsev, J.F.F.Mendes *Rev.Mod.Phys.* **80** (2008) 1275.
 - [8] D.S.Callaway, J.E.Hopcroft, J.M.Kleinberg, M.E.J.Newman, and S.H.Strogatz *Phys.Rev.E* **64** (2001) 041902.
 - [9] L.Zalányi, G.Csárdi, T.Kiss, M.Lengyel, R.Warner, J.Tobochnik, P.Érdi *Phys.Rev.E* **68** (2003) 066104.
 - [10] M.Coulomb and S.Bauer *Eur.Phys.J.B* **35** (2003) 377.
 - [11] S.N.Dorogovtsev, J.F.F.Mendes, and A.N.Samukhin *Phys.Rev.E* **64** (2001) 066110.
 - [12] M.Hinczewski and A.N.Berker *Phys.Rev.E* **73** (2006) 066126.
 - [13] M.Bauer, S.Coulomb, and S.N.Dorogovtsev *Phys.Rev.Lett.* **94** (2005) 200602.
 - [14] E.Khajeh, S.N.Dorogovtsev, and J.F.F.Mendes *Phys.Rev.E* **75** (2007) 041112.
 - [15] A.N.Berker, M.Hinczewski, and R.R.Netz *Phys.Rev.E* **80** (2009) 041118.
 - [16] S.Boettcher, J.L.Cook and R.M.Ziff, *Phys.Rev.E* **80** (2009) 041115.
 - [17] H.D.Rozenfeld and D.ben-Avraham, *Phys.Rev.E* **75** (2007) 061102.
 - [18] R.Lyons *J.Math.Phys.* **41** (2000) 1099.
 - [19] R.H.Schonmann *Commun.Math.Phys.* **219** (2001) 271.
 - [20] T.Nogawa and T.Hasegawa *J.Phys.A* **42** (2009) 145001.
 - [21] T.Nogawa and T.Hasegawa *J.Phys.A* **42** (2009) 478002.
 - [22] S.K.Baek, P.Minnhagen, and B.J.Kim *J.Phys.A* **42** (2009) 478001.
 - [23] P.Minnhagen, and S.K.Baek e-print arXiv:1001.4772.
 - [24] R.M.Burton and M.Keane *Commun.Math.Phys.* **121** (1989) 501.
 - [25] S.N.Dorogovtsev, J.F.F.Mendes, and A.N.Samukhin *Phys.Rev.Lett.* **85** (2000) 4633.
 - [26] P.L.Krapivsky and S.Redner *Phys.Rev.E* **63** (2001) 066123.
 - [27] T.Hasegawa and K.Nemoto *Phys.Rev.E* **80** (2009) 026126.
 - [28] D.Lancaster *J.Phys.A* **35** (2002) 1179.
 - [29] W.Pietsch *Phys.Rev.E* **73** (2006) 066112.
 - [30] T.Nogawa and T.Hasegawa unpublished.
 - [31] S.N.Dorogovtsev, J.F.F.Mendes, and A.N.Samukhin, *Phys.Rev.E* **63** 062101.
 - [32] M.Sato, T.Hasegawa and K.Nemoto in preparation.