

Constraint on nuclear symmetry energy from nuclear charge dependent neutron skin thickness of nuclei

Min Liu,^{1,2,*} Zhuxia Li,^{3,†} Ning Wang,² and Fengshou Zhang^{‡1,4,5}

¹ *College of Nuclear Science and Technology,
Beijing Normal University, Beijing, 100875, P. R. China*

² *College of Physics and Technology,
Guangxi Normal University, Guilin, 541004, P. R. China*

³ *China Institute of Atomic Energy, Beijing, 102413, P. R. China*

⁴ *Beijing Radiation Center, Beijing, 100875, P. R. China*

⁵ *Center of Theoretical Nuclear Physics,
National Laboratory of Heavy Ion Accelerator of Lanzhou, Lanzhou, 730000, P. R. China*

Abstract

An alternative way to constrain the density dependence of the symmetry energy with the slope of the neutron skin thickness of nuclei which shows a linear relation to both the isospin asymmetry and the nuclear charge with a form of $Z^{2/3}$ is proposed. The linear dependence of the neutron skin thickness on the nuclear charge and isospin asymmetry is systematically studied with the data from antiprotonic atom measurement experimentally and the extended Thomas-Fermi approach incorporated the Skyrme energy density functional theoretically. An obviously linear relationship between the slope parameter L of the symmetry energy and the slope of the neutron skin thickness on the isospin asymmetry can be found by adopting 66 Skyrme interactions in the calculation. Combining the available experimental data, the constraint of $16 \lesssim L \lesssim 66$ MeV on the slope parameter of the symmetry energy is obtained. The Skyrme interactions satisfying the constraint are selected.

‡ Corresponding author : fszhang@bnu.edu.cn

*Electronic address: lium816@hotmail.com

†Electronic address: lizwux@ciae.ac.cn

The nuclear symmetry energy $S(\rho)$ is the difference in energy per nucleon between pure neutron matter and symmetric nuclear matter, which is the key ingredient of the nuclear equation of state (EoS) for asymmetric nuclear matter. It governs the important properties of nuclei and neutron star. It also plays a significant role in the nuclear reaction dynamics and the stability of the phases within the neutron star and the interior cooling process within it. It is well known that the density dependence of $S(\rho)$ for cold nuclear matter predicted from different models is extremely variant. Acquiring more accurate knowledge of the density dependence of the symmetry energy has become one of the main goals in nuclear physics at present and in the near future and has stimulated many theoretical and experimental studies[1–5]. To characterize the density dependence of the symmetry energy, $S(\rho)$ is expanded near saturation density (ρ_0) as

$$S(\rho) = S(\rho_0) + \frac{L}{3} \left(\frac{\rho - \rho_0}{\rho_0} \right) + \frac{K_{sym}}{18} \left(\frac{\rho - \rho_0}{\rho_0} \right)^2 + \dots, \quad (1)$$

with the slope parameter $L = 3\rho_0 \frac{dS(\rho)}{d\rho} |_{\rho_0}$ and the curvature parameter $K_{sym} = 9\rho_0^2 \left(\frac{d^2S(\rho)}{d\rho^2} \right) |_{\rho_0}$.

The calibration of neutron skin thickness of nuclei defined by $\Delta R_{np} = \langle r_n^2 \rangle^{\frac{1}{2}} - \langle r_p^2 \rangle^{\frac{1}{2}}$ has attracted a lot of attention in recent years because of the sensitivity of ΔR_{np} to the density dependence of the symmetry energy. The calculations in either non-relativistic or relativistic mean-field models show a well-defined linear correlation between the ΔR_{np} of heavy nuclei and the slope parameter L of the symmetry energy at the saturation density [6–8]. Thus, ΔR_{np} of nuclei can be used as a powerful observable to constrain the density dependence of the symmetry energy at ρ_0 and lower densities. The difficulty in the calibration of neutron skin thickness of nuclei stems from the difficulty in the measurement of neutron distribution. The main methods to measure the neutron distribution or neutron skin thickness include hadron scattering[9–12], π^- elastic scattering[13], antiprotonic atoms[14–17], excitation of giant dipole[18–20] and spin-dipole resonances[21, 22] on inelastic alpha scattering. Unfortunately, the obtained values of ΔR_{np} from different experimental method depend on the used analysis model and sometimes are not totally consistent with each other. It is also hard to judge the model dependence of the systematic error in different experimental method. The parity-violating electron scattering[23, 24] will be a hopeful option to measure the neutron distribution with unprecedented precise of 1% in a model independent way. However, it is still not available up to now. In this case, it will be difficult to accurately and consistently constrain the symmetry energy by directly using the data of neutron skin thickness. We

notice that the ΔR_{np} of 26 stable nuclei all over the periodic table (from ^{40}Ca to ^{238}U) have been accumulated from antiprotonic atom measurement. In Ref.[14], the dependence of ΔR_{np} on the isospin asymmetry $\delta = (N - Z)/A$ for these 26 nuclei was extracted from experimental data of antiprotonic atom measurement, which reads

$$\Delta R_{np} = (-0.03 \pm 0.02) + (0.90 \pm 0.15)\delta. \quad (2)$$

Recently, Warda et al. represented this relationship in droplet model with surface width dependence[25]. However it is already known that the antiprotons are only sensitive to the tail of the neutron distribution. An assumed shape for the neutron density is needed to extract the rms radius. Therefore the uncertainty in the value of ΔR_{np} is unavoidable in this approach.

In this letter, we suggest an alternative way to constrain the density dependence of the symmetry energy by the slope of a nuclear charge dependent linear relation of ΔR_{np} vs δ based on the 26 experimental data from the antiprotonic atoms obtained up to now. In this way, only the tendency of ΔR_{np} changing with the isospin asymmetry δ is required to get the information of the symmetry energy. The systematic uncertainty due to the experimental method itself is therefore expected to be largely reduced. The more data of ΔR_{np} for different nuclei with the same experimental method, the more accurate constraint on the density dependence of the symmetry energy can be obtained. One should take into account the nuclear charge dependent linear relation of ΔR_{np} vs δ . Because the neutron skin thickness is the difference of the neutron and proton rms radii, it should depend not only on the symmetry energy but also on the Coulomb interaction which is far from clear.

Let us first study the systematic behavior of the nuclear charge dependence of ΔR_{np} . The approach of semi-classical extended Thomas-Fermi approximation[26, 27] up to the second order (ETF2) incorporated a potential energy density functional including the standard Skyrme energy density and Coulomb energy density with the Coulomb exchange term is applied in the calculations, in which the nuclear surface diffuseness is self-consistently taken into account. We calculate the proton and neutron density distributions of nuclei (See [28] for details) with a spherical symmetric Fermi functions by means of restricted density variational method[27, 29–31]. With the density distributions determined in this way, the ground state properties such as the energy and the nuclear charge radii of series of nuclei have been calculated. The corresponding experimental data can be reasonably well reproduced[32].

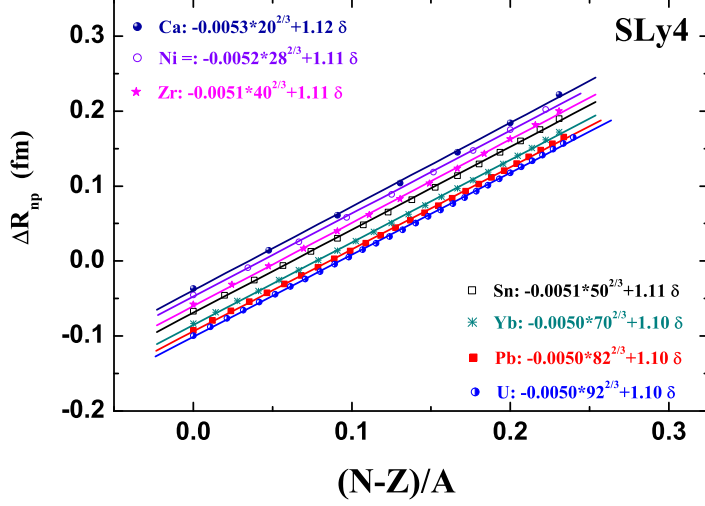


FIG. 1: Linear correlation between the neutron skin thickness and the isospin asymmetry for Ca, Ni, Zr, Sn, Yb, Pb and U elements. Scatter symbols denote the calculation results. Solid lines denote the linear fitting results with a form $C_Z Z^{2/3} + C_\delta \delta$.

Based on the calculated rms radii of proton and neutron, we get the neutron skin thickness ΔR_{np} . The effective Skyrme interaction SLy4 is adopted in this work since SLy4 is very successful in describing the bulk properties and surface properties of nuclei[33].

With this approach we calculate the ΔR_{np} for the isotopes with charge number in the range of $20 \leq Z \leq 92$, only the even-even nuclei are taken into account. Fig.1 shows the correlations between ΔR_{np} and δ for Ca, Ni, Zr, Sn, Yb, Pb and U isotopes. It is seen from the figure that the ΔR_{np} and the isospin asymmetry δ of nuclei are linearly correlated for Ca, Ni, Zr, Sn, Yb, Pb and U isotopes, respectively. The fitting lines are nearly parallel with each other and the slopes of ΔR_{np} as a function of δ for all selected elements is about 1.10 fm per unit δ within the range of $0 \leq \delta \leq 0.24$. The intercepts of the lines depends on the nuclear charge and roughly has a form of $\propto Z^{2/3}$. We have varied the form of the charge number dependence from $Z^{1/3}$ to $Z^{4/3}$ and find that only the form of $\propto Z^{2/3}$ can describe the charge dependence of ΔR_{np} . To understand the $\propto Z^{2/3}$ dependence of ΔR_{np} , we investigate the relation between the squared charge mean radii and the charge number Z for the nuclei with same isospin asymmetry. We find that the squared charge mean radii

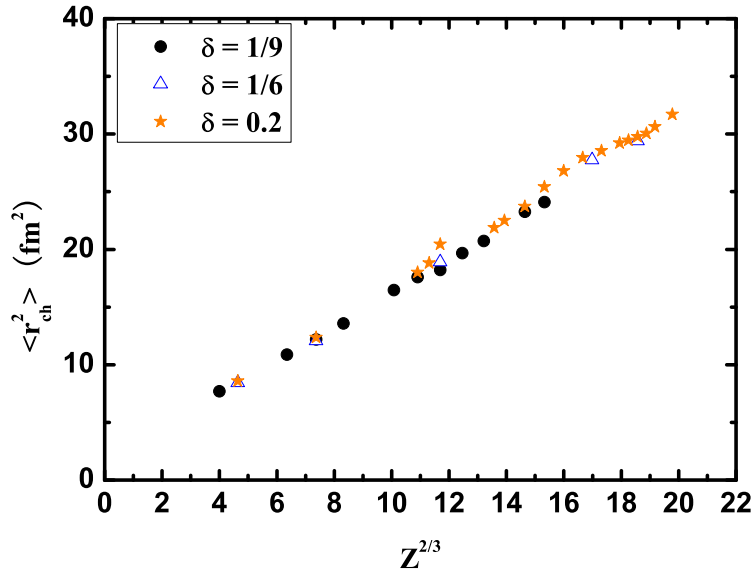


FIG. 2: Measured charge mean square radii $\langle r_{ch}^2 \rangle$ [33] as a function of $Z^{2/3}$ for selected nuclei with the same δ .

for the nuclei with same isospin asymmetry relate to $Z^{2/3}$ linearly. Fig.2 shows a monotonic increasing tendency of the experimental data of $\langle r_{ch}^2 \rangle$ [33] with $Z^{2/3}$ for nuclei with $\delta = \frac{1}{9}$, $\frac{1}{6}$, and 0.2, respectively. Obviously, increasing the charge number for the nuclei with same isospin asymmetry enlarges the $\langle r_{ch}^2 \rangle$ and thus reduce the neutron skin thickness.

According to the above investigation, we propose an empirical expression for the description of the neutron skin thickness of a nucleus as

$$\Delta R_{np} = C_z Z^{2/3} + C_\delta \delta. \quad (3)$$

We have performed a χ^2 analysis in order to obtain the optimized C_z and C_δ from the experimental data of ΔR_{np} from antiprotonic atom measurement. But the accumulated data of ΔR_{np} are not enough to get a precise constraint on the parameters. Thus we obtain the parameters C_z and C_δ by fitting the expression (2) obtained from experimental data of antiprotonic atom measurement. Firstly we use the data ΔR_{np} for ^{40}Ca to determine the range of $C_z = (-0.0041 \pm 0.0027)\text{fm}$ because for ^{40}Ca the δ is equal to zero. Then we adopt $C_z = -0.0041 \text{ fm}$ to fit ΔR_{np} for all 26 experimental data available up to now, in which the weight from error bar are taken into account to obtain the optimized C_δ . The fitting

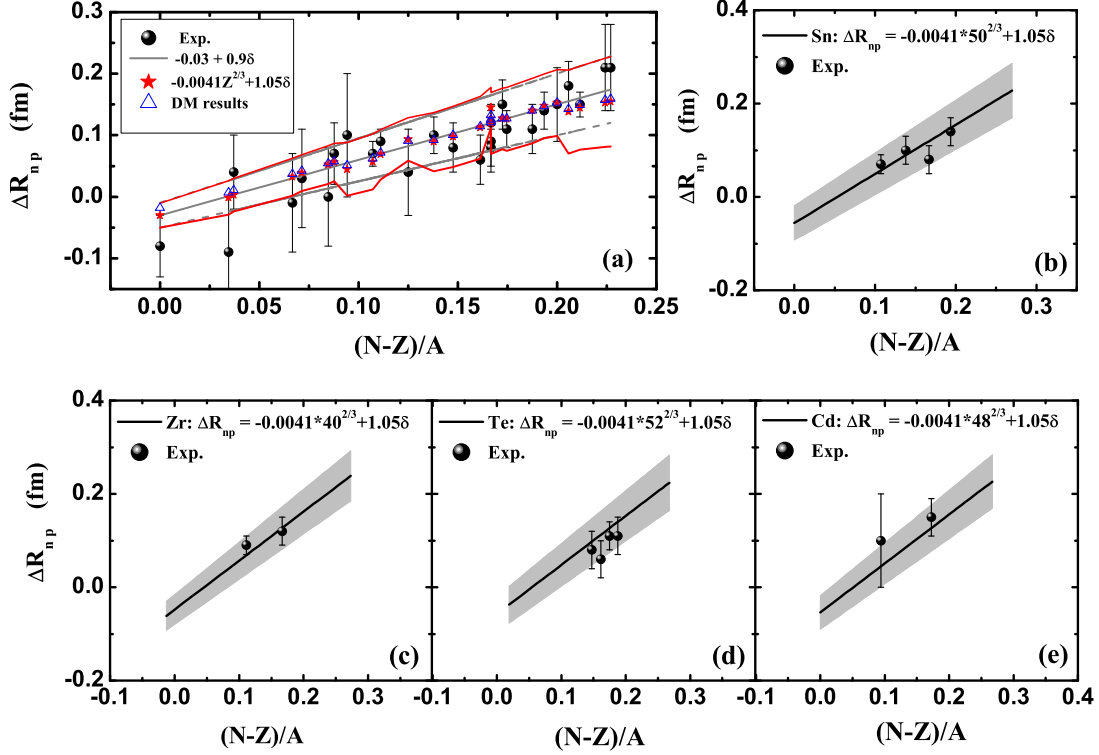


FIG. 3: (Color online) (a) Comparison of the results with $(-0.0041 \pm 0.0027)Z^{2/3} + (1.05 \pm 0.08)\delta$ to the experimental neutron skins from antiprotonic measurements[14]. Results of DM are also shown. The dashed gray lines denote the upper and lower limits of Eq.(2) and the solid red lines denote those of Eq.(4). (b) to (e) Comparison of the results with the fitting linear formula to the experimental data from antiprotonic measurements for Sn, Zr, Te and Cd isotope chains.

C_δ of 1.05 fm is obtained. The range of $C_\delta = (1.05 \pm 0.08)$ fm is determined through two limits in the expression (2) extracted from experimental data. We finally obtain the neutron skin thickness as a function of both the nuclear charge and the isospin asymmetry of nuclei, extracted from the available data of ΔR_{np} given by antiprotonic atom measurement as

$$\Delta R_{np} = (-0.0041 \pm 0.0027)Z^{2/3} + (1.05 \pm 0.08)\delta. \quad (4)$$

The uncertainty of C_δ determined in this approach is considerably reduced from 0.15 fm in Eq.(2) to 0.08 fm when the charge dependence of neutron skin thickness is taken into account. The comparison between the ΔR_{np} obtained with this expression and experimental data is

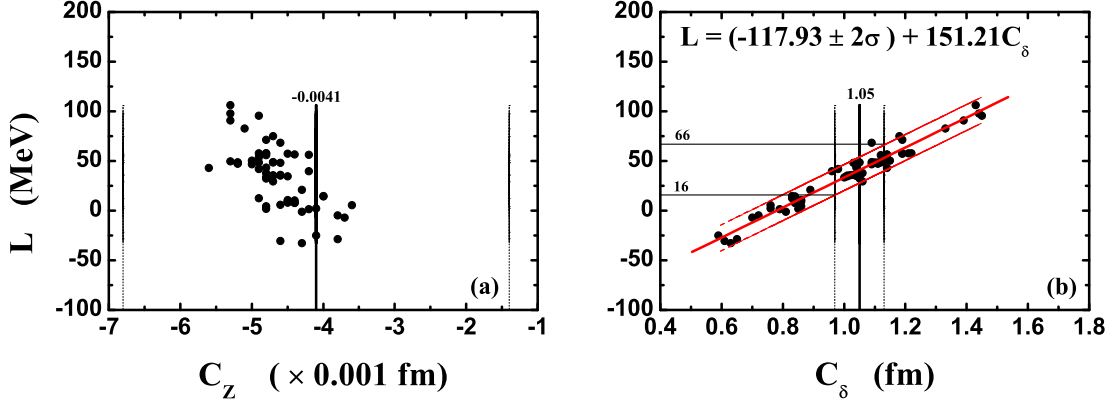


FIG. 4: (Color online) The correlation between L and the parameters C_Z and C_δ , respectively. The full circles are the calculated C_Z and C_δ for each Skyrme interaction. The solid black vertical lines denote the extracted value of C_Z and C_δ from experiment. The dashed black vertical lines denote the extracted upper and lower limits of them.

given in Fig.3(a). The results of droplet model (DM)[25] are also shown in Fig.3(a) for comparison. One can see that Eq.(4) can reproduce most of the experimental data well and also is in good agreement with the DM calculations. In the sub-Figs (b),(c),(d),(e) of Fig.3, we pick out Sn, Zr, Te, Cd isotope chains from the available 26 experimental neutron skin thickness data and compare with the results of Eq.(4). One can see that the experimental data are reproduced reasonably well.

Now let us come to explore the density dependence of the nuclear symmetry energy from the neutron skin thickness of nuclei ΔR_{np} correlated with both charge and δ of nuclei. We perform a systematic calculations within the ETF2 approach by using 66 sets of Skyrme interactions like SLy series, SkT series, v series, Skz0~4, MSk1~6, SkSC1~4, SkM, SkM*, SkM1, SkMP, SII ~ SVII, SIII*, SGI, SGII, Zs, Es, Gs, Rs, FitB, BSk1, RATP, SKRA. The slope parameter L of the bulk symmetry energy covers a widely range from nearly -30 MeV to 100 MeV for all the 66 Skyrme interactions. For each Skyrme interaction, we calculate the neutron skin thickness of the nuclei for which the neutron skin thickness data from antiprotonic atom measurement are available. Then we get the parameters C_Z and C_δ in Eq.(3) for each Skyrme interaction. The relationships between the slope parameter L and

C_Z , C_δ thus can be obtained. Fig.4 displays the correlations between the slope parameter L of the symmetry energy and the parameters C_Z (left panel) and C_δ (right panel). The full circles are the calculated C_Z and C_δ for each Skyrme interaction. From the left panel we can see that the parameter C_Z changes from -0.006 to -0.003 fm which is totally in the range of $[-0.0068, -0.0014]$ fm extracted from the experimental data, and shows an anti-correlation with L of Skyrme interactions. In the right panel of Fig.4, a clearly linear increasing correlation between L and C_δ can be observed. The slope parameters L for different Skyrme interactions varies with C_δ in an area limited by two lines $L = (-117.93 \pm 2\sigma) + 151.21C_\delta$ ($\sigma = 6.54$) which are plotted in Fig.4(b) with dashed red lines. With the range of $C_\delta = (1.05 \pm 0.08)$ fm extracted from the experimental data, the slope parameter L is constrained in $16 \lesssim L \lesssim 66$ MeV. Within the 66 Skyrme interactions we adopted, the Skyrme interactions satisfying this relation are SLy series, SkM, SkM*, MSk1~2, Skz0~1, SkT3, SkT6~9, SII, SIII*, SGII, RATP. The corresponding symmetry energy coefficients at the saturation density ρ_0 are from 28 MeV to 32 MeV for these selected Skyrme interactions. The uncertainty of L obtained from the extracted range of C_δ is much smaller than that from C_Z . It means that the correlation between ΔR_{np} and isospin asymmetry δ of nuclei is more sensitive to the density dependence of the symmetry energy than that between ΔR_{np} and nuclear charge. The obtained constraint on the slope parameter L of the symmetry energy is in consistent with that obtained from the double neutron-proton ratios and isospin diffusion in heavy ion collisions[1].

In summary, we propose an alternative way for constraining the density dependence of the symmetry energy by means of the relation of the neutron skin thickness to the nuclear charge and isospin asymmetry of nuclei. We show that the neutron skin thickness depends on the isospin asymmetry and the charge of nuclei with the form of $Z^{2/3}$. By fitting the available data of neutron skin thickness for a series of nuclei obtained from antiprotonic atom measurement, the parameters for the correlation between ΔR_{np} and the nuclear charge (C_z) and isospin asymmetry (C_δ) can be extracted. Within the framework of the semi-classical extended Thomas-Fermi approximation together with the Skyrme energy density functional and Coulomb energy density, we systematically calculate the neutron skin thickness with 66 Skyrme interactions for the 26 nuclei, for which the experimental data are available, and get the parameters C_z and C_δ for each Skyrme interaction, respectively. Based on the clearly linear correlation between the slope parameter of the symmetry energy and the slope pa-

parameter C_δ of the neutron skin thickness, we obtained the constraint on the slope parameter of the symmetry energy, i.e. $16 \lesssim L \lesssim 66$ MeV, by using the extracted parameter C_δ from the experimental data. The Skyrme interactions satisfying this constraint are selected. It should be stressed that the spherical symmetry Fermi distribution for proton and neutron density in our calculation is in accordance with that in the analysis in the antiprotonic measurement. It is more suitable and consistent to extract the parameters C_z and C_δ with the data from antiprotonic measurement. We suggest more neutron skin thickness for different element with the same isospin asymmetry to be measured experimentally, so as to extract a more accurate dependence of the neutron skin thickness on the nuclear charge and the isospin asymmetry. With the increasing of the number and the accuracy of data for neutron skin thickness of nuclei based on the antiprotonic atom measurement in future, we believe more accurate constraint on the density dependence of the symmetry energy can be obtained with our proposed method.

ACKNOWLEDGEMENTS

This work is supported by the National Natural Science Foundation of China under Grants 10875031, 10847004, 10675172, the Doctoral Station Foundation of Ministry of Education of China under Grant 200800270017, and the National Basic research program of China under Grants 2007CB209900, 2010CB832903.

-
- [1] M. B. Tsang et al., *Phys. Rev. Lett* **102**, 122701 (2009).
 - [2] L. W. Chen et al., *Phys. Rev. Lett.* **94**, 032701 (2005).
 - [3] B. A. Li et al., *Phys. Rep.* **464**, 113 (2008).
 - [4] D.V. Shetty et al., *Phys. Rev. C* **76**,024606 (2007).
 - [5] M. A. Famiano et al., *Phys. Rev. Lett* **97**, 052701 (2006).
 - [6] R. J. Furnstahl, *Nucl. Phys. A* **706**, 85 (2002).
 - [7] S. S. Avancini et al., *Phys. Rev. C* **75**, 055805 (2007).
 - [8] M. Baldo et al., *Nucl. Phys. A* **736**, 241 (2004).
 - [9] L. Ray et al., *Phys. Rev. C* **19**, 1855 (1979).
 - [10] G.W. Hoffmann et al., *Phys. Rev. Lett.* **47**, 1436 (1981).

- [11] J.J.Kelly et al., *Phys. Rev. C* **44**, 1963 (1991).
- [12] V.E. Stradubski et al., *Phys. Rev. C* **49**, 2118 (1994).
- [13] T. Takahashi, *PhD Thesis, University of Tokyo* (1995) unpublished.
- [14] J. Jastrzebski et al., *Int. J. Mod. Phys. E* **13**, 343 (2004).
- [15] A. Trzcinska et al., *Phys. Rev. Lett.* **87**, 82501 (2001).
- [16] P.Lubinski et al., *Phys. Rev. C* **57**, 2962 (1998).
- [17] P. Lubinski et al., *Phys. Rev. Lett.* **73**, 3199 (1994).
- [18] A. Krasznahorkay et al., *Phys. Rev. Lett.* **66**, 1297 (1991).
- [19] G.R.Satchler, *Nucl. Phys. A* **472**, 215 (1987).
- [20] A. Krasznahorkay et al., *Nucl. Phys. A* **731**, 224 (2004).
- [21] C. Gaarde et al., *Nucl. Phys. A* **369**, 258 (1981).
- [22] I. Angeli et al., *J. Phys. G* **6**, 303 (1980).
- [23] C.J. Horowitz et al., *Phys. Rev. Lett.* **86**, 5647 (2001).
- [24] C.J. Horowitz et al., *Phys. Rev. C* **63**, 5501 (2001).
- [25] M. Centelles et al., *Phys. Rev. Lett.* **102**, 122502 (2009).
- [26] D. Vautherin et al., *Phys. Rev. C* **5**, 626 (1972).
- [27] M. Brack et al., *Phys. Rep.* **123**, 275 (1985).
- [28] M. Liu et al., *Nucl. Phys. A* **768**, 80 (2006).
- [29] J. Bartel et al., *Nucl. Phys. A* **445**, 263 (1985).
- [30] M. Centelles et al., *Nucl. Phys. A* **510**, 397 (1990).
- [31] J. Bartel et al., *Eur. Phys. J. A* **14**, 179 (2002).
- [32] M. Liu et al., *Chin. Phys. Lett.* **23**, 804 (2006).
- [33] I. Angeli, *At. Data Nucl. Data Tables* **87**, 185 (2004).