

Invited Review Article: A Selective Overview of Variable Selection in High Dimensional Feature Space

Jianqing Fan and Jinchi Lv *

Princeton University and University of Southern California

September 1, 2009

Abstract

High dimensional statistical problems arise from diverse fields of scientific research and technological development. Variable selection plays a pivotal role in contemporary statistical learning and scientific discoveries. The traditional idea of best subset selection methods, which can be regarded as a specific form of penalized likelihood, is computationally too expensive for many modern statistical applications. Other forms of penalized likelihood methods have been successfully developed over the last decade to cope with high dimensionality. They have been widely applied for simultaneously selecting important variables and estimating their effects in high dimensional statistical inference. In this article, we present a brief account of the recent developments of theory, methods, and implementations for high dimensional variable selection. What limits of the dimensionality such methods can handle, what the role of penalty functions is, and what the statistical properties are rapidly drive the advances of the field. The properties of non-concave penalized likelihood and its roles in high dimensional statistical modeling are emphasized. We also review some recent advances in ultra-high dimensional variable selection, with emphasis on independence screening and two-scale methods.

Short title: Variable Selection in High Dimensional Feature Space

AMS 2000 subject classifications: Primary 62J99; secondary 62F12, 68Q32

Key words and phrases: Variable selection, model selection, high dimensionality, penalized least squares, penalized likelihood, folded-concave penalty, oracle property, dimensionality reduction, LASSO, SCAD, sure screening, sure independence screening

*Jianqing Fan is Frederick L. Moore '18 Professor of Finance, Department of Operations Research and Financial Engineering, Princeton University, Princeton, NJ 08544, USA (e-mail: jqfan@princeton.edu). Jinchi Lv is Assistant Professor of Statistics, Information and Operations Management Department, Marshall School of Business, University of Southern California, Los Angeles, CA 90089, USA (e-mail: jin-chilv@marshall.usc.edu). Fan's research was partially supported by NSF Grants DMS-0704337 and DMS-0714554 and NIH Grant R01-GM072611. Lv's research was partially supported by NSF Grant DMS-0806030 and 2008 Zumberge Individual Award from USC's James H. Zumberge Faculty Research and Innovation Fund. We sincerely thank the Co-Editor, Professor Peter Hall, for his kind invitation to write this article. We are also very grateful to the helpful comments of the Co-Editor, Associate Editor and referees that substantially improved the presentation of the paper.

1 Introduction

High dimensional data analysis has become increasingly frequent and important in diverse fields of sciences, engineering, and humanities, ranging from genomics and health sciences to economics, finance and machine learning. It characterizes many contemporary problems in statistics (Hastie, Tibshirani and Friedman (2009)). For example, in disease classification using microarray or proteomics data, tens of thousands of expressions of molecules or ions are potential predictors; in genowide association studies between genotypes and phenotypes, hundreds of thousands of SNPs are potential covariates for phenotypes such as cholesterol levels or heights. When interactions are considered, the dimensionality grows quickly. For example, in portfolio allocation among two thousand stocks, it involves already over two million parameters in the covariance matrix; interactions of molecules in the above examples result in ultra-high dimensionality. To be more precise, throughout the paper ultra-high dimensionality refers to the case where the dimensionality grows at a non-polynomial rate as the sample size increases, and high dimensionality refers to the general case of growing dimensionality. Other examples of high dimensional data include high-resolution images, high-frequency financial data, e-commerce data, warehouse data, functional, and longitudinal data, among others. Donoho (2000) convincingly demonstrates the need for developments in high dimensional data analysis, and presents the curses and blessings of dimensionality. Fan and Li (2006) give a comprehensive overview of statistical challenges with high dimensionality in a broad range of topics, and in particular, demonstrate that for a host of statistical problems, the model parameters can be estimated as well as if the best model is known in advance, as long as the dimensionality is not excessively high. The challenges that are not present in smaller scale studies have been reshaping statistical thinking, methodological development, and theoretical studies.

Statistical accuracy, model interpretability, and computational complexity are three important pillars of any statistical procedures. In conventional studies, the number of observations n is much larger than the number of variables or parameters p . In such cases, none of the three aspects needs to be sacrificed for the efficiency of others. The traditional methods, however, face significant challenges when the dimensionality p is comparable to or larger than the sample size n . These challenges include how to design statistical procedures that are more efficient in inference; how to derive the asymptotic or nonasymptotic theory; how to make the estimated models interpretable; and how to make the statistical procedures computationally efficient and robust.

A notorious difficulty of high dimensional model selection comes from the collinearity among the predictors. The collinearity can easily be spurious in high dimensional geometry (Fan and Lv (2008)), which can make us select a wrong model. Figure 1 shows the maximum sample correlation and multiple correlation with a given predictor despite that predictors are generated from independent Gaussian random variables. As a result, any variable can be well-approximated even by a couple of spurious variables, and can even be replaced by them when the dimensionality is much higher than the sample size. If that variable is a signature predictor and is replaced by spurious variables, we choose wrong variables to associate the

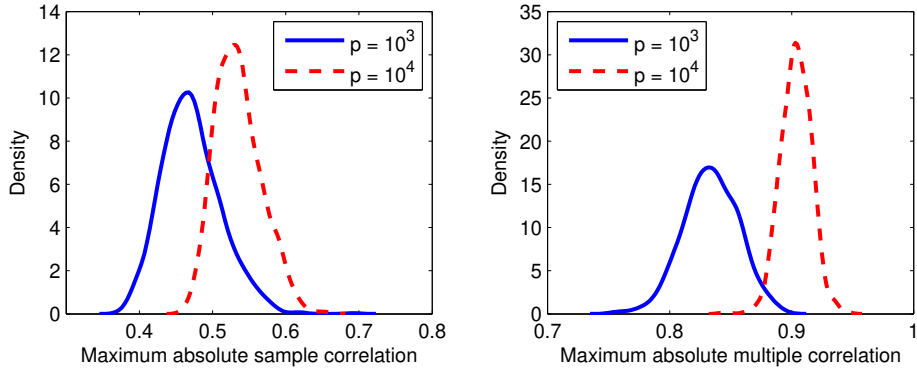


Figure 1: Distributions (left panel) of the maximum absolute sample correlation coefficient $\max_{2 \leq j \leq p} |\text{corr}(Z_1, Z_j)|$, and distributions (right panel) of the maximum absolute multiple correlation coefficient of Z_1 with 5 other variables ($\max_{|S|=5} |\text{corr}(Z_1, \mathbf{Z}_S^T \hat{\boldsymbol{\beta}}_S)|$, where $\hat{\boldsymbol{\beta}}_S$ is the regression coefficient of Z_1 regressed on \mathbf{Z}_S , a subset of variables indexed by S and excluding Z_1), computed by the stepwise addition algorithm (the actual values are larger than what are presented here), when $n = 50$, $p = 1000$ (solid curve) and $p = 10000$ (dashed), based on 1000 simulations.

covariates with the response and, even worse, the spurious variables can be independent of the response at population level, leading to completely wrong scientific conclusions. Indeed, when the dimensionality p is large, intuition might not be accurate. This is also exemplified by the data piling problems in high dimensional space observed in Hall, Marron and Neeman (2005). Collinearity also gives rise to issues of over-fitting and model mis-identification.

Noise accumulation in high dimensional prediction has long been recognized in statistics and computer sciences. Explicit characterization of this is well-known for high dimensional regression problems. The quantification of the impact of dimensionality on classification was not well understood until Fan and Fan (2008), who give a simple expression on how dimensionality impacts misclassification rates. Hall, Pittelkow and Ghosh (2008) study a similar problem for distanced based-classifiers and observe implicitly the adverse impact of dimensionality. As shown in Fan and Fan (2008), even for the independence classification rule described in Section 4.2, classification using all features can be as bad as a random guess due to noise accumulation in estimating the population centroids in high dimensional feature space. Therefore, variable selection is fundamentally important to high dimensional statistical modeling, including regression and classification.

What makes high dimensional statistical inference possible is the assumption that the regression function lies in a low dimensional manifold. In such cases, the p -dimensional regression parameters are assumed to be sparse with many components being zero, where nonzero components indicate the important variables. With sparsity, variable selection can improve the estimation accuracy by effectively identifying the subset of important predictors and can enhance the model interpretability with parsimonious representation. It can also help reduce the computational cost when sparsity is very high.

This notion of sparsity is in a narrow sense. It should be understood more widely in

transformed or enlarged feature spaces. For instance, some prior knowledge may lead us to apply some grouping or transformation of the input variables (see, e.g., Fan and Lv (2008)). Some transformation of the variables may be appropriate if a significant portion of the pairwise correlations are high. In some cases, we may want to enlarge the feature space by adding interactions and higher order terms to reduce the bias of the model. Sparsity can also be viewed in the context of dimensionality reduction by introducing a sparse representation, i.e., by reducing the number of effective parameters in estimation. Examples include the use of a factor model for high dimensional covariance matrix estimation in Fan, Fan and Lv (2008).

Sparsity arises in many scientific endeavors. In genomic studies, it is generally believed that only a fraction of molecules are related to biological outcomes. For example, in disease classification, it is commonly believed that only tens of genes are responsible for a disease. Selecting tens of genes helps not only statisticians in constructing a more reliable classification rule, but also biologists to understand molecular mechanisms. In contrast, popular but naive methods used in microarray data analysis (Dudoit, Shaffer and Boldrick (2003); Storey and Tibshirani (2003); Fan and Ren (2006); Efron (2007)) rely on two-sample tests to pick important genes, which is truly a marginal correlation ranking (Fan and Lv (2008)) and can miss important signature genes (Fan, Samworth and Wu (2009)). The main goals of high dimensional regression and classification, according to Bickel (2008), are

- to construct as effective a method as possible to predict future observations;
- to gain insight into the relationship between features and response for scientific purposes, as well as, hopefully, to construct an improved prediction method.

The former appears in problems such as text and document classification or portfolio optimization, whereas the latter appears naturally in many genomic studies and other scientific endeavors.

As pointed out in Fan and Li (2006), it is helpful to differentiate two types of statistical endeavors in high dimensional statistical learning: accuracy of estimated model parameters and accuracy of the expected loss of the estimated model. The latter property is called persistence in Greenshtein and Ritov (2004) and Greenshtein (2006), and arises frequently in machine learning problems such as document classification and computer vision. The former appears in many other contexts where we want to identify the significant predictors and characterize the precise contribution of each to the response variable. Examples include health studies, where the relative importance of identified risk factors needs to be assessed for prognosis. Many of the existing results in the literature have been concerned with the study of consistency of high dimensional variable selection methods, rather than characterizing the asymptotic distributions of the estimated model parameters. However, consistency and persistence results are inadequate for understanding uncertainty in parameter estimation.

High dimensional variable selection encompasses a majority of frontiers where statistics advances rapidly today. There has been an evolving literature in the last decade devoted to understanding the performance of various variable selection techniques. The main theoretical

questions include determining the limits of the dimensionality that such methods can handle and how to characterize the optimality of variable selection procedures. The answers to the first question for many existing methods were largely unknown until recently. To a large extent, the second question still remains open for many procedures. In the Gaussian linear regression model, the case of orthonormal design reduces to the problem of Gaussian mean estimation, as do the wavelet settings where the design matrices are orthogonal. In such cases, the risks of various shrinkage estimators and their optimality have been extensively studied. See, e.g., Donoho and Johnstone (1994) and Antoniadis and Fan (2001).

In this article we address the issues of variable selection for high dimensional statistical modeling in the unified framework of penalized likelihood estimation. It has been widely used in statistical inferences and machine learning, and is basically a moderate scale learning technique. We also give an overview on the techniques for ultrahigh dimensional screening. Combined iteratively with large scale screening, it can handle problems of ultra-high dimensionality (Fan, Samworth and Wu (2009)). This will be reviewed as well.

The rest of the article is organized as follows. In Section 2, we discuss the connections of penalized likelihood to classical model selection methods. Section 3 details the methods and implementation of penalized likelihood estimation. We review some recent advances in ultra-high dimensional variable selection in Section 4. In Section 5, we survey the sampling properties of penalized least squares. Section 6 presents the classical oracle property of penalized least squares and penalized likelihood methods in ultra-high dimensional space. We conclude the article with some additional remarks in Section 7.

2 Classical model selection

Suppose that the available data are $(\mathbf{x}_i^T, y_i)_{i=1}^n$, where y_i is the i -th observation of the response variable and \mathbf{x}_i is its associated p -dimensional covariates vector. They are usually assumed to be a random sample from the population (\mathbf{X}^T, Y) , where the conditional mean of Y given \mathbf{X} depends on the linear predictor $\boldsymbol{\beta}^T \mathbf{X}$ with $\boldsymbol{\beta} = (\beta_1, \dots, \beta_p)^T$. In sparse modeling, it is frequently assumed that most regression coefficients β_j are zero. Variable selection aims to identify all important variables whose regression coefficients do not vanish and to provide effective estimates of those coefficients.

More generally, assume that the data are generated from the true density function $f_{\boldsymbol{\theta}_0}$ with parameter vector $\boldsymbol{\theta}_0 = (\theta_1, \dots, \theta_d)^T$. Often, we are uncertain about the true density, but more certain about a larger family of models $f_{\boldsymbol{\theta}_1}$ in which $\boldsymbol{\theta}_0$ is a (nonvanishing) subvector of the p -dimensional parameter vector $\boldsymbol{\theta}_1$. The problems of how to estimate the dimension of the model and compare models of different dimensions naturally arise in many statistical applications, including time series modeling. These are referred to as model selection in the literature.

Akaike (1973, 1974) proposes to choose a model that minimizes the Kullback-Leibler (KL) divergence of the fitted model from the true model. Akaike (1973) considers the maximum likelihood estimator (MLE) $\hat{\boldsymbol{\theta}} = (\hat{\theta}_1, \dots, \hat{\theta}_p)^T$ of the parameter vector $\boldsymbol{\theta}$ and shows that, up

to an additive constant, the estimated KL divergence can be asymptotically expanded as

$$-\ell_n(\hat{\boldsymbol{\theta}}) + \lambda \dim(\hat{\boldsymbol{\theta}}) = -\ell_n(\hat{\boldsymbol{\theta}}) + \lambda \sum_{j=1}^p I(\hat{\theta}_j \neq 0),$$

where $\ell_n(\boldsymbol{\theta})$ is the log-likelihood function, $\dim(\boldsymbol{\theta})$ denotes the dimension of the model, and $\lambda = 1$. This leads to the AIC. Schwartz (1978) takes a Bayesian approach with prior distributions that have nonzero prior probabilities on some lower dimensional subspaces and proposes the BIC with $\lambda = (\log n)/2$ for model selection. Recently, Lv and Liu (2008) gave a KL divergence interpretation of Bayesian model selection and derive generalizations of AIC and BIC when the model may be misspecified.

The work of AIC and BIC suggests a unified approach to model selection: choose a parameter vector $\boldsymbol{\theta}$ that maximizes the penalized likelihood

$$\ell_n(\boldsymbol{\theta}) - \lambda \|\boldsymbol{\theta}\|_0, \tag{1}$$

where the L_0 -norm of $\boldsymbol{\theta}$ counts the number of non-vanishing components in $\boldsymbol{\theta}$ and $\lambda \geq 0$ is a regularization parameter. Given $\|\boldsymbol{\theta}\|_0 = m$, the solution to (1) is the subset with the largest maximum likelihood among all subsets of size m . The model size m is then chosen to maximize (1) among p best subsets of sizes m ($1 \leq m \leq p$). Clearly, the computation of the penalized L_0 problem is a combinatorial problem with NP-complexity.

When the normal likelihood is used, (1) becomes penalized least squares. Many traditional methods can be regarded as penalized likelihood methods with different choices of λ . Let RSS_d be the residual sum of squares of the best subset with d variables. Then $C_p = \text{RSS}_d/s^2 + 2d - n$ in Mallows (1973) corresponds to $\lambda = 1$, where s^2 is the mean squared error of the full model. The adjusted R^2 given by

$$R_{\text{adj}}^2 = 1 - \frac{n-1}{n-d} \frac{\text{RSS}_d}{\text{SST}}$$

also amounts to a penalized- L_0 problem, where SST is the total sum of squares. Clearly maximizing R_{adj}^2 is equivalent to minimizing $\log(\text{RSS}_d/(n-d))$. By $\text{RSS}_d/n \approx \sigma^2$ (the error variance), we have

$$n \log \frac{\text{RSS}_d}{n-d} \approx \text{RSS}_d/\sigma^2 + d + n(\log \sigma^2 - 1).$$

This shows that the adjusted R^2 method is approximately equivalent to PMLE with $\lambda = 1/2$. Other examples include the generalized cross-validation (GCV) given by $\text{RSS}_d/(1-d/n)^2$, cross-validation (CV), and RIC in Foster and George (1994). See Bickel and Li (2006) for more discussions of regularization in statistics.

3 Penalized likelihood

As demonstrated above, L_0 regularization arises naturally in many classical model selection methods. It gives a nice interpretation of best subset selection and admits nice sampling

properties (Barron, Birge and Massart (1999)). However, the computation is infeasible in high dimensional statistical endeavors. Other penalty functions should be used. This results in a generalized form

$$n^{-1}\ell_n(\boldsymbol{\beta}) - \sum_{j=1}^p p_\lambda(|\beta_j|), \quad (2)$$

where $\ell_n(\boldsymbol{\beta})$ is the log-likelihood function and $p_\lambda(\cdot)$ is a penalty function indexed by the regularization parameter $\lambda \geq 0$. By maximizing the penalized likelihood (2), we hope to simultaneously select variables and estimate their associated regression coefficients. In other words, those variables whose regression coefficients are estimated as zero are automatically deleted.

A natural generalization of penalized L_0 -regression is penalized L_q -regression, called bridge regression in Frank and Friedman (1993), in which $p_\lambda(|\theta|) = \lambda|\theta|^q$ for $0 < q \leq 2$. This bridges the best subset selection (penalized L_0) and ridge regression (penalized L_2), including the L_1 -penalty as a specific case. The non-negative garrote is introduced in Breiman (1995) for shrinkage estimation and variable selection. Penalized L_1 -regression is called the LASSO by Tibshirani (1996) in the ordinary regression setting, and is now collectively referred to as penalized L_1 -likelihood. Clearly, penalized L_0 -regression possesses the variable selection feature, whereas penalized L_2 -regression does not. What kind of penalty functions are good for model selection?

Fan and Li (2001) advocate penalty functions that give estimators with three properties:

- 1) *Sparsity*: The resulting estimator automatically sets small estimated coefficients to zero to accomplish variable selection and reduce model complexity.
- 2) *Unbiasedness*: The resulting estimator is nearly unbiased, especially when the true coefficient β_j is large, to reduce model bias.
- 3) *Continuity*: The resulting estimator is continuous in the data to reduce instability in model prediction (Breiman (1996)).

They require the penalty function $p_\lambda(|\theta|)$ to be nondecreasing in $|\theta|$, and provide insights into these properties. We first consider the penalized least squares in a canonical form.

3.1 Canonical regression model

Consider the linear regression model

$$\mathbf{y} = \mathbf{X}\boldsymbol{\beta} + \boldsymbol{\varepsilon}, \quad (3)$$

where $\mathbf{X} = (\mathbf{x}_1, \dots, \mathbf{x}_n)^T$, $\mathbf{y} = (y_1, \dots, y_n)^T$, and $\boldsymbol{\varepsilon}$ is an n -dimensional noise vector. If $\boldsymbol{\varepsilon} \sim N(\mathbf{0}, \sigma^2 I_n)$, then the penalized likelihood (2) is equivalent, up to an affine transformation of the log-likelihood, to the penalized least squares (PLS) problem

$$\min_{\boldsymbol{\beta} \in \mathbf{R}^p} \left\{ \frac{1}{2n} \|\mathbf{y} - \mathbf{X}\boldsymbol{\beta}\|^2 + \sum_{j=1}^p p_\lambda(|\beta_j|) \right\}, \quad (4)$$

where $\|\cdot\|$ denotes the L_2 -norm. Of course, the penalized least squares continues to be applicable even when the noise does not follow a normal distribution.

For the canonical linear model in which the design matrix multiplied by $n^{-1/2}$ is orthonormal (i.e., $\mathbf{X}^T\mathbf{X} = nI_p$), (4) reduces to the minimization of

$$\frac{1}{2n}\|\mathbf{y} - \mathbf{X}\widehat{\boldsymbol{\beta}}\|^2 + \|\widehat{\boldsymbol{\beta}} - \boldsymbol{\beta}\|^2 + \sum_{j=1}^p p_\lambda(|\beta_j|), \quad (5)$$

where $\widehat{\boldsymbol{\beta}} = n^{-1}\mathbf{X}^T\mathbf{y}$ is the ordinary least squares estimate. Minimizing (5) becomes a componentwise regression problem. This leads to considering the univariate PLS problem

$$\hat{\theta}(z) = \arg \min_{\theta \in \mathbf{R}} \left\{ \frac{1}{2}(z - \theta)^2 + p_\lambda(|\theta|) \right\}. \quad (6)$$

Antoniadis and Fan (2001) show that the PLS estimator $\hat{\theta}(z)$ possesses the properties:

- 1) *sparsity* if $\min_{t \geq 0} \{t + p'_\lambda(t)\} > 0$;
- 2) *approximate unbiasedness* if $p'_\lambda(t) = 0$ for large t ;
- 3) *continuity* if and only if $\arg \min_{t \geq 0} \{t + p'_\lambda(t)\} = 0$,

where $p_\lambda(t)$ is nondecreasing and continuously differentiable on $[0, \infty)$, the function $-t - p'_\lambda(t)$ is strictly unimodal on $(0, \infty)$, and $p'_\lambda(t)$ means $p'_\lambda(0+)$ when $t = 0$ for notational simplicity. In general for the penalty function, the singularity at the origin (i.e., $p'_\lambda(0+) > 0$) is needed for generating sparsity in variable selection and the concavity is needed to reduce the estimation bias.

3.2 Penalty function

It is known that the convex L_q penalty with $q > 1$ does not satisfy the sparsity condition, whereas the convex L_1 penalty does not satisfy the unbiasedness condition, and the concave L_q penalty with $0 \leq q < 1$ does not satisfy the continuity condition. In other words, none of the L_q penalties satisfies all three conditions simultaneously. For this reason, Fan (1997) and Fan and Li (2001) introduce the smoothly clipped absolute deviation (SCAD), whose derivative is given by

$$p'_\lambda(t) = \lambda \left\{ I(t \leq \lambda) + \frac{(a\lambda - t)_+}{(a-1)\lambda} I(t > \lambda) \right\} \quad \text{for some } a > 2, \quad (7)$$

where $p_\lambda(0) = 0$ and, often, $a = 3.7$ is used (suggested by a Bayesian argument). It satisfies the aforementioned three properties. A penalty of similar spirit is the minimax concave penalty (MCP) in Zhang (2009), whose derivative is given by

$$p'_\lambda(t) = (a\lambda - t)_+ / a. \quad (8)$$

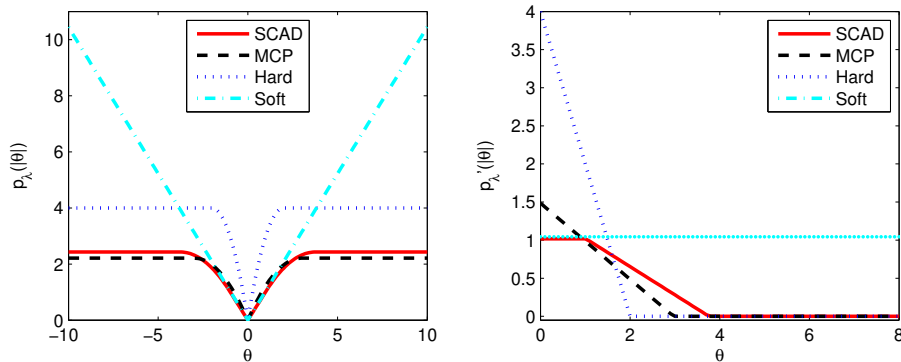


Figure 2: Some commonly used penalty functions (left panel) and their derivatives (right panel). They correspond to the risk functions shown in the right panel of Figure 3. More precisely, $\lambda = 2$ for hard thresholding penalty, $\lambda = 1.04$ for L_1 -penalty, $\lambda = 1.02$ for SCAD with $a = 3.7$, and $\lambda = 1.49$ for MCP with $a = 2$.

Clearly SCAD takes off at the origin as the L_1 penalty and then gradually levels off, and MCP translates the flat part of the derivative of SCAD to the origin. When

$$p_\lambda(t) = \lambda^2 - (\lambda - t)_+^2, \quad (9)$$

Antoniadis (1996) shows that the solution is the hard-thresholding estimator $\hat{\theta}_H(z) = zI(|z| > \lambda)$. A family of concave penalties that bridge the L_0 and L_1 penalties is studied by Lv and Fan (2009) for model selection and sparse recovery. A linear combination of L_1 and L_2 penalties is called an elastic net by Zou and Hastie (2005), which encourages some grouping effects. Figure 2 depicts some of those commonly used penalty functions.

We now look at the PLS estimator $\hat{\theta}(z)$ in (6) for a few penalties. Each increasing penalty function gives a shrinkage rule: $|\hat{\theta}(z)| \leq |z|$ and $\hat{\theta}(z) = \text{sgn}(z)|\hat{\theta}(z)|$ (Antoniadis and Fan (2001)). The entropy penalty (L_0 penalty) and the hard thresholding penalty yield the hard thresholding rule (Donoho and Johnstone (1994)), while the L_1 penalty gives the soft thresholding rule (Bickel (1983); Donoho and Johnstone (1994)). The SCAD and MCP give rise to analytical solutions to (6), each of which is a linear spline in z (Fan (1997)).

How do those thresholded-shrinkage estimators perform? To compare them, we compute their risks in the fundamental model in which $Z \sim N(\theta, 1)$. Let $R(\theta) = E(\hat{\theta}(Z) - \theta)^2$. Figure 3 shows the risk functions $R(\theta)$ for some commonly used penalty functions. To make them comparable, we chose $\lambda = 1$ and 2 for the hard thresholding penalty, and for other penalty functions the values of λ were chosen to make their risks at $\theta = 3$ the same. Clearly the penalized likelihood estimators improve the ordinary least squares estimator Z in the region where θ is near zero, and have the same risk as the ordinary least squares estimator when θ is far away from zero (e.g., 4 standard deviations away), except the LASSO estimator. When θ is large, the LASSO estimator has a bias approximately of size λ , and this causes higher risk as shown in Figure 3. When $\lambda_{\text{hard}} = 2$, the LASSO estimator has higher risk than the SCAD estimator, except in a small region. The bias of the LASSO estimator makes

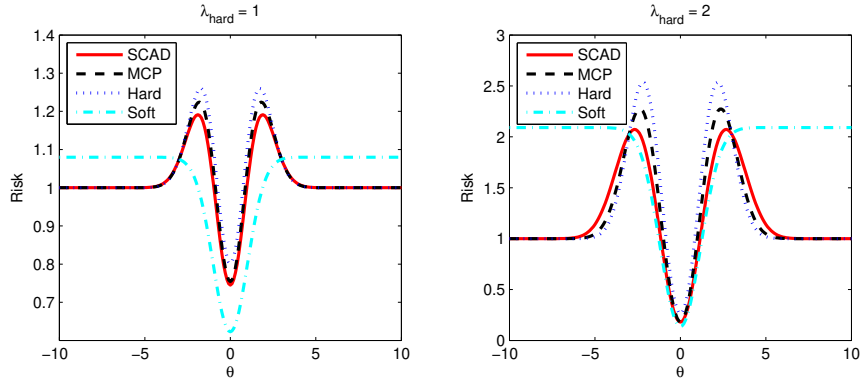


Figure 3: The risk functions for penalized least squares under the Gaussian model for the hard-thresholding penalty, L_1 -penalty, SCAD ($a = 3.7$), and MCP ($a = 2$). The left panel corresponds to $\lambda = 1$ and the right panel corresponds to $\lambda = 2$ for the hard-thresholding estimator, and the rest of parameters are chosen so that their risks are the same at the point $\theta = 3$.

LASSO prefer a smaller λ . For $\lambda_{\text{hard}} = 1$, the advantage of the LASSO estimator around zero is more pronounced. As a result in model selection, when λ is automatically selected by a data-driven rule to compensate the bias problem, the LASSO estimator has to choose a smaller λ in order to have a desired mean squared error. Yet, a smaller value of λ results in a complex model. This explains why the LASSO estimator tends to have many false positive variables in the selected model.

3.3 Computation and implementation

It is challenging to solve the penalized likelihood problem (2) when the penalty function p_λ is nonconvex. Nevertheless, Fan and Lv (2009) are able to give the conditions under which the penalized likelihood estimator exists and is unique; see also Kim and Kwon (2009) for the results of penalized least squares with SCAD penalty. When the L_1 -penalty is used, the objective function (2) is concave and hence convex optimization algorithms can be applied. We show in this section that the penalized likelihood (2) can be solved by a sequence of reweighted penalized L_1 -regression problems via local linear approximation (Zou and Li (2008)).

In the absence of other available algorithms at that time, Fan and Li (2001) propose a unified and effective local quadratic approximation (LQA) algorithm for optimizing nonconcave penalized likelihood. Their idea is to locally approximate the objective function by a quadratic function. Specifically, for a given initial value $\beta^* = (\beta_1^*, \dots, \beta_p^*)^T$, the penalty function p_λ can be locally approximated by a quadratic function as

$$p_\lambda(|\beta_j|) \approx p_\lambda(|\beta_j^*|) + \frac{1}{2} \frac{p'_\lambda(|\beta_j^*|)}{|\beta_j^*|} [\beta_j^2 - (\beta_j^*)^2] \quad \text{for } \beta_j \approx \beta_j^*. \quad (10)$$

With this and a LQA to the log-likelihood, the penalized likelihood (2) becomes a least squares problem that admits a closed-form solution. To avoid numerical instability, it sets

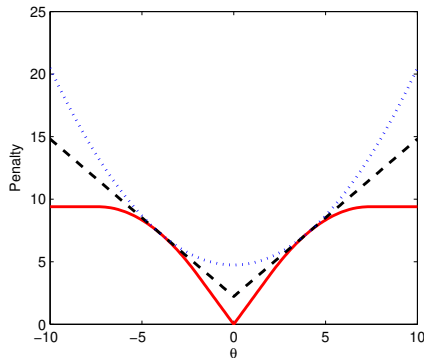


Figure 4: The local linear (dashed) and local quadratic (dotted) approximations to the SCAD function (solid) with $\lambda = 2$ and $a = 3.7$ at a given point $|\theta| = 4$.

the estimated coefficient $\hat{\beta}_j = 0$ if β_j^* is very close to 0, which amounts to deleting the j -th covariate from the final model. Clearly the value 0 is an absorbing state of LQA in the sense that once a coefficient is set to zero, it remains zero in subsequent iterations.

The convergence property of the LQA was studied in Hunter and Li (2005), who show that LQA plays the same role as the E-step in the EM algorithm in Dempster, Laird and Rubin (1977). Therefore LQA has similar behavior to EM. Although the EM requires a full iteration for maximization after each E-step, the LQA updates the quadratic approximation at each step during the course of iteration, which speeds up the convergence of the algorithm. The convergence rate of LQA is quadratic, which is the same as that of the modified EM algorithm in Lange (1995).

A better approximation can be achieved by using the local linear approximation (LLA):

$$p_\lambda(|\beta_j|) \approx p_\lambda(|\beta_j^*|) + p'_\lambda(|\beta_j^*|)(|\beta_j| - |\beta_j^*|) \quad \text{for } \beta_j \approx \beta_j^*, \quad (11)$$

as in Zou and Li (2008). See Figure 4 for an illustration of the local linear and local quadratic approximations to the SCAD function. Clearly, both LLA and LQA are convex majorants of concave penalty function $p_\lambda(\cdot)$ on $[0, \infty)$, but LLA is a better approximation since it is the minimum (tightest) convex majorant of the concave function on $[0, \infty)$. With LLA, the penalized likelihood (2) becomes

$$n^{-1} \ell_n(\boldsymbol{\beta}) - \sum_{j=1}^p w_j |\beta_j|, \quad (12)$$

where the weights are $w_j = p'_\lambda(|\beta_j^*|)$. Problem (12) is a concave optimization problem if the log-likelihood function is concave. Different penalty functions give different weighting schemes, and LASSO gives a constant weighting scheme. In this sense, the nonconcave penalized likelihood is an iteratively reweighted penalized L_1 regression. The weight function is chosen adaptively to reduce the biases due to penalization. For example, for SCAD and MCP, when the estimate of a particular component is large so that it has high confidence to be non-vanishing, the component does not receive any penalty in (12), as desired.

Zou (2006) proposes the weighting scheme $w_j = |\beta_j^*|^{-\gamma}$ for some $\gamma > 0$ and calls the resulting procedure adaptive LASSO. This weight reduces the penalty when the previous estimate is large. However, the penalty at zero is infinite. When the procedure is applied iteratively, zero becomes an absorbing state. On the other hand, the penalty functions such as SCAD and MCP do not have this undesired property. For example, if the initial estimate is zero, then $w_j = \lambda$ and the resulting estimate is the LASSO estimate.

Fan and Li (2001), Zou (2006), and Zou and Li (2008) all suggest a consistent estimate such as the un-penalized MLE. This implicitly assumes that $p \ll n$. For dimensionality p that is larger than sample size n , the above method is not applicable. Fan and Lv (2008) recommend using $\beta_j^* = 0$, which is equivalent to using the LASSO estimate as the initial estimate. Another possible initial value is to use a stepwise addition fit or componentwise regression. They put forward the recommendation that only a few iterations are needed, which is in line with Zou and Li (2008).

Before we close this section, we remark that with the LLA and LQA, the resulting sequence of target values is always nondecreasing, which is a specific feature of minorization-maximization (MM) algorithms (Hunter and Lange (2000)). Let $p_\lambda(\boldsymbol{\beta}) = \sum_{j=1}^p p_\lambda(|\beta_j|)$. Suppose that at the k -th iteration, $p_\lambda(\boldsymbol{\beta})$ is approximated by $q_\lambda(\boldsymbol{\beta})$ such that

$$p_\lambda(\boldsymbol{\beta}) \leq q_\lambda(\boldsymbol{\beta}) \quad \text{and} \quad p_\lambda(\boldsymbol{\beta}^{(k)}) = q_\lambda(\boldsymbol{\beta}^{(k)}), \quad (13)$$

where $\boldsymbol{\beta}^{(k)}$ is the estimate at the k -th iteration. Let $\boldsymbol{\beta}^{(k+1)}$ maximize the approximated penalized likelihood $n^{-1}\ell_n(\boldsymbol{\beta}) - q_\lambda(\boldsymbol{\beta})$. Then we have

$$\begin{aligned} n^{-1}\ell_n(\boldsymbol{\beta}^{(k+1)}) - p_\lambda(\boldsymbol{\beta}^{(k+1)}) &\geq n^{-1}\ell_n(\boldsymbol{\beta}^{(k+1)}) - q_\lambda(\boldsymbol{\beta}^{(k+1)}) \\ &\geq n^{-1}\ell_n(\boldsymbol{\beta}^{(k)}) - q_\lambda(\boldsymbol{\beta}^{(k)}) \\ &= n^{-1}\ell_n(\boldsymbol{\beta}^{(k)}) - p_\lambda(\boldsymbol{\beta}^{(k)}). \end{aligned}$$

Thus, the target values are non-decreasing. Clearly, the LLA and LQA are two specific cases of the MM algorithms, satisfying condition (13); see Figure 4. Therefore, the sequence of target function values is non-decreasing and thus converges provided it is bounded. The critical point is the global maximizer under the conditions in Fan and Lv (2009).

3.4 LARS and other algorithms

As demonstrated in the previous section, the penalized least squares problem (4) with an L_1 penalty is fundamental to the computation of penalized likelihood estimation. There are several additional powerful algorithms for such an endeavor. Osborne, Presnell and Turlach (2000) cast such a problem as a quadratic programming problem. Efron et al. (2004) propose a fast and efficient least angle regression (LARS) algorithm for variable selection, a simple modification of which produces the entire LASSO solution path $\{\widehat{\boldsymbol{\beta}}(\lambda) : \lambda > 0\}$ that optimizes (4). The computation is based on the fact that the LASSO solution path is piecewise linear in λ . See Rosset and Zhu (2007) for a more general account of the conditions under which the solution to the penalized likelihood (2) is piecewise linear. The LARS algorithm starts

from a large value of λ which selects only one covariate that has the greatest correlation with the response variable and decreases the λ value until the second variable is selected, at which the selected variables have the same correlation (in magnitude) with the current working residual as the first one, and so on. See Efron et al. (2004) for details.

The idea of the LARS algorithm can be expanded to compute the solution paths of penalized least squares (4). Zhang (2009) introduces the PLUS algorithm for efficiently computing a solution path of (4) when the penalty function $p_\lambda(\cdot)$ is a quadratic spline such as the SCAD and MCP. In addition, Zhang (2009) also shows that the solution path $\widehat{\beta}(\lambda)$ is piecewise linear in λ , and the proposed solution path has desired statistical properties.

For the penalized least squares problem (4), Fu (1998), Daubechies, Defrise and De Mol (2004), and Wu and Lang (2008) propose a coordinate descent algorithm, which iteratively optimizes (4) one component at a time. This algorithm can also be applied to optimize the group LASSO (Antoniadis and Fan (2001); Yuan and Lin (2006)) as shown in Meier, van de Geer and Bühlman (2008), penalized precision matrix estimation (Friedman, Hastie and Tibshirani (2007)), and penalized likelihood (2) (Fan and Lv (2009); Zhang and Li (2009)).

More specifically, Fan and Lv (2009) employ a path-following coordinate optimization algorithm, called the iterative coordinate ascent (ICA) algorithm, for maximizing the non-concave penalized likelihood. It successively maximizes the penalized likelihood (2) for regularization parameters λ in decreasing order. A similar idea is also studied in Zhang and Li (2009), who introduce the ICM algorithm. The coordinate optimization algorithm uses the Gauss-Seidel method, i.e., maximizing one coordinate at a time with successive displacements. Specifically, for each coordinate within each iteration, it uses the second order approximation of $\ell_n(\beta)$ at the p -vector from the previous step along that coordinate and maximizes the univariate penalized quadratic approximation

$$\max_{\theta \in \mathbf{R}} \left\{ -\frac{1}{2}(z - \theta)^2 - \Lambda p_\lambda(|\theta|) \right\}, \quad (14)$$

where $\Lambda > 0$. It updates each coordinate if the maximizer of the corresponding univariate penalized quadratic approximation makes the penalized likelihood (2) strictly increase. Therefore, the ICA algorithm enjoys the ascent property that the resulting sequence of values of the penalized likelihood is increasing for a fixed λ . Compared to other algorithms, the coordinate optimization algorithm is especially appealing for large scale problems with both n and p large, thanks to its low computational complexity. It is fast to implement when the univariate problem (14) admits a closed-form solution. This is the case for many commonly used penalty functions such as SCAD and MCP. In practical implementation, we pick a sufficiently large λ_{\max} such that the maximizer of the penalized likelihood (2) with $\lambda = \lambda_{\max}$ is $\mathbf{0}$, and a decreasing sequence of regularization parameters. The studies in Fan and Lv (2009) show that the coordinate optimization works equally well and efficiently for producing the entire solution paths for concave penalties.

The LLA algorithm for computing penalized likelihood is now available in R at

<http://cran.r-project.org/web/packages/SIS/index.html>

as a function in the SIS package. So is the PLUS algorithm for computing the penalized least squares estimator with SCAD and MC+ penalties. The Matlab codes are also available for the ICA algorithm for computing the solution path of the penalized likelihood estimator and for computing SIS upon request.

3.5 Composite quasi-likelihood

The function $\ell_n(\boldsymbol{\beta})$ in (2) does not have to be the true likelihood. It can be a quasi-likelihood or a loss function (Fan, Samworth and Wu (2009)). In most statistical applications, it is of the form

$$n^{-1} \sum_{i=1}^n Q(\mathbf{x}_i^T \boldsymbol{\beta}, y_i) - \sum_{j=1}^p p_\lambda(|\beta_j|), \quad (15)$$

where $Q(\mathbf{x}_i^T \boldsymbol{\beta}, y_i)$ is the conditional quasi-likelihood of Y_i given \mathbf{X}_i . It can also be the loss function of using $\mathbf{x}_i^T \boldsymbol{\beta}$ to predict y_i . In this case, the penalized quasi-likelihood (15) is written as the minimization of

$$n^{-1} \sum_{i=1}^n L(\mathbf{x}_i^T \boldsymbol{\beta}, y_i) + \sum_{j=1}^p p_\lambda(|\beta_j|), \quad (16)$$

where L is a loss function. For example, the loss function can be a robust loss: $L(x, y) = |y - x|$. How should we choose a quasi-likelihood to enhance the efficiency of procedure when the error distribution possibly deviates from normal?

To illustrate the idea, consider the linear model (3). As long as the error distribution of ε is homoscedastic, $\mathbf{x}_i^T \boldsymbol{\beta}$ is, up to an additive constant, the conditional τ quantile of y_i given \mathbf{x}_i . Therefore, $\boldsymbol{\beta}$ can be estimated by the quantile regression

$$\sum_{i=1}^n \rho_\tau(y_i - b_\tau - \mathbf{x}_i^T \boldsymbol{\beta}),$$

where $\rho_\tau(x) = \tau x_+ + (1 - \tau)x_-$ (Koenker and Bassett (1978)). Koenker (1984) proposes solving the weighted composite quantile regression by using different quantiles to improve the efficiency, namely, minimizing with respect to b_1, \dots, b_K and $\boldsymbol{\beta}$,

$$\sum_{k=1}^K w_k \sum_{i=1}^n \rho_{\tau_k}(y_i - b_k - \mathbf{x}_i^T \boldsymbol{\beta}), \quad (17)$$

where $\{\tau_k\}$ is a given sequence of quantiles and $\{w_k\}$ is a given sequence of weights. Zou and Yuan (2008) propose the penalized composite quantile with equal weights to improve the efficiency of the penalized least squares.

Recently, Bradic, Fan and Wang (2009) proposed the more general composite quasi-likelihood

$$\sum_{k=1}^K w_k \sum_{i=1}^n L_k(\mathbf{x}_i^T \boldsymbol{\beta}, y_i) + \sum_{j=1}^p p_\lambda(|\beta_j|). \quad (18)$$

They derive the asymptotic normality of the estimator and choose the weight function to optimize the asymptotic variance. In this view, it always performs better than a single quasi-likelihood function. In particular, they study in detail the relative efficiency of the composite L_1 - L_2 loss and optimal composite quantile loss with the least squares estimator.

Note that the composite likelihood (18) can be regarded as an approximation to the log-likelihood function via

$$\log f(y|\mathbf{x}) = \log f(y|\mathbf{x}^T\boldsymbol{\beta}) \approx - \sum_{k=1}^K w_k L_k(\mathbf{x}^T\boldsymbol{\beta}, y)$$

with $\sum_{k=1}^K w_k = 1$. Hence, w_k can also be chosen to minimize (18) directly. If the convexity of the composite likelihood is enforced, we need to impose the additional constraint that all weights are non-negative.

3.6 Choice of penalty parameters

The choice of penalty parameters is of paramount importance in penalized likelihood estimation. When $\lambda = 0$, all variables are selected and the model is even unidentifiable when $p > n$. When $\lambda = \infty$, if the penalty satisfies $\lim_{\lambda \rightarrow \infty} p_\lambda(|\theta|) = \infty$ for $\theta \neq 0$, then none of the variables is selected. The interesting cases lie between these two extreme choices.

The above discussion clearly indicates that λ governs the complexity of the selected model. A large value of λ tends to choose a simple model, whereas a small value of λ inclines to a complex model. The estimation using a larger value of λ tends to have smaller variance, whereas the estimation using a smaller value of λ inclines to smaller modeling biases. The trade-off between the biases and variances yields an optimal choice of λ . This is frequently done by using a multi-fold cross-validation.

There are relatively few studies on the choice of penalty parameters. In Wang, Li and Tsai (2007), it is shown that the model selected by generalized cross-validation using the SCAD penalty contains all important variables, but with nonzero probability includes some unimportant variables, and that the model selected by using BIC achieves the model selection consistency and an oracle property. It is worth to point out that missing some true predictor causes model misspecification, as does misspecifying the family of distributions. A semi-Bayesian information criterion (SIC) is proposed by Lv and Liu (2008) to address this issue for model selection.

4 Ultra-high dimensional variable selection

Variable selection in ultra-high dimensional feature space has become increasingly important in statistics, and calls for new or extended statistical methodologies and theory. For example, in disease classification using microarray gene expression data, the number of arrays is usually on the order of tens while the number of gene expression profiles is on the order of tens of thousands; in the study of protein-protein interactions, the number of features can be on the order of millions while the sample size n can be on the order of thousands (see,

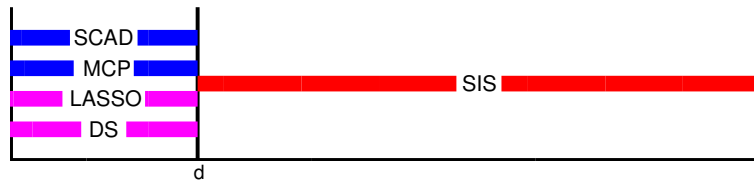


Figure 5: Illustration of ultra-high dimensional variable selection scheme. A large scale screening is first used to screen out unimportant variables and then a moderate-scale searching is applied to further select important variables. At both steps, one can choose a favorite method.

e.g., Tibshirani et al. (2003) and Fan and Ren (2006)); the same order of magnitude occurs in genetic association studies between genotypes and phenotypes. In such problems, it is important to identify significant features (e.g., SNPs) contributing to the response and reliably predict certain clinical prognosis (e.g., survival time and cholesterol level). As mentioned in the introduction, three important issues arise in such high dimensional statistical endeavors: computational cost, statistical accuracy, and model interpretability. Existing variable selection techniques can become computationally intensive in ultra-high dimensions.

A natural idea is to reduce the dimensionality p from a large or huge scale (say, $\log p = O(n^a)$ for some $a > 0$) to a relatively large scale d (e.g., $O(n^b)$ for some $b > 0$) by a fast, reliable, and efficient method, so that well-developed variable selection techniques can be applied to the reduced feature space. This provides a powerful tool for variable selection in ultra-high dimensional feature space. It addresses the aforementioned three issues when the variable screening procedures are capable of retaining all the important variables with asymptotic probability one, the sure screening property introduced in Fan and Lv (2008).

The above discussion suggests already a two-scale method for ultra-high dimensional variable selection problems: a crude large scale screening followed by a moderate scale selection. The idea is explicitly suggested by Fan and Lv (2008) and is illustrated by the schematic diagram in Figure 5. One can choose one of many popular screening techniques, as long as it possesses the sure screening property. In the same vein, one can also select a preferred tool for moderate scale selection. The large-scale screening and moderate-scale selection can be iteratively applied, resulting in iterative sure independence screening (ISIS) (Fan and Lv (2008)). Its amelioration and extensions are given in Fan, Samworth and Wu (2009), who also develop R and Matlab codes to facilitate the implementation in generalized linear models (McCullagh and Nelder (1989)).

4.1 Sure independence screening

Independence screening refers to ranking features according to marginal utility, namely, each feature is used independently as a predictor to decide its usefulness for predicting the response. Sure independence screening (SIS) was introduced by Fan and Lv (2008) to reduce the computation in ultra-high dimensional variable selection: all important features are in the selected model with probability tending to 1 (Fan and Lv (2008)). An example of

independence learning is the correlation ranking proposed in Fan and Lv (2008) that ranks features according to the magnitude of its sample correlation with the response variable. More precisely, let $\boldsymbol{\omega} = (\omega_1, \dots, \omega_p)^T = \mathbf{X}^T \mathbf{y}$ be a p -vector obtained by componentwise regression, where we assume that each column of the $n \times p$ design matrix \mathbf{X} has been standardized with mean zero and variance one. For any given d_n , take the selected submodel to be

$$\widehat{\mathcal{M}}_d = \{1 \leq j \leq p : |\omega_j| \text{ is among the first } d_n \text{ largest of all}\}. \quad (19)$$

This reduces the full model of size $p \gg n$ to a submodel with size d_n , which can be less than n . Such correlation learning screens those variables that have weak marginal correlations with the response. For classification problems with $Y = \pm 1$, the correlation ranking reduces to selecting features by using two-sample t -test statistics. See Section 4.2 for additional details.

Other examples of independence learning include methods in microarray data analysis where a two-sample test is used to select significant genes between the treatment and control groups (Dudoit, Shaffer and Boldrick (2003); Storey and Tibshirani (2003); Fan and Ren (2006); Efron (2007)), feature ranking using a generalized correlation (Hall and Miller (2009a)), non-parametric learning under sparse additive models (Ravikumar et al. (2009)), and the method in Huang, Horowitz and Ma (2008) that uses the marginal bridge estimators for selecting variables in high dimensional sparse regression models. Hall, Titterton and Xue (2009) derive some independence learning rules using tilting methods and empirical likelihood, and propose a bootstrap method to assess the fidelity of feature ranking. In particular, the false discovery rate (FDR) proposed by Benjamini and Hochberg (1995) is popularly used in multiple testing for controlling the expected false positive rate. See also Efron et al. (2001), Abramovich et al. (2006), Donoho and Jin (2006), and Clarke and Hall (2009).

We now discuss the sure screening property of correlation screening. Let $\mathcal{M}_* = \{1 \leq j \leq p : \beta_j \neq 0\}$ be the true underlying sparse model with nonsparsity size $s = |\mathcal{M}_*|$; the other $p - s$ variables can also be correlated with the response variable via the link to the predictors in the true model. Fan and Lv (2008) consider the case $p \gg n$ with $\log p = O(n^a)$ for some $a \in (0, 1 - 2\kappa)$, where κ is specified below, and Gaussian noise $\varepsilon \sim N(0, \sigma^2)$ for some $\sigma > 0$. They assume that $\text{var}(Y) = O(1)$, $\lambda_{\max}(\boldsymbol{\Sigma}) = O(n^\tau)$,

$$\min_{j \in \mathcal{M}_*} |\beta_j| \geq cn^{-\kappa} \quad \text{and} \quad \min_{j \in \mathcal{M}_*} |\text{cov}(\beta_j^{-1} Y, X_j)| \geq c,$$

where $\boldsymbol{\Sigma} = \text{cov}(\mathbf{x})$, $\kappa, \tau \geq 0$, c is a positive constant, and the p -dimensional covariate vector \mathbf{x} has an elliptical distribution with the random matrix $\mathbf{X}\boldsymbol{\Sigma}^{-1/2}$ having a concentration property that holds for Gaussian distributions. For studies on the extreme eigenvalues and limiting spectral distributions of large random matrices, see, e.g., Silverstein (1985), Bai and Yin (1993), Bai (1999), Johnstone (2001), and Ledoux (2001, 2005).

Under the above regularity conditions, Fan and Lv (2008) show that if $2\kappa + \tau < 1$, then there exists some $\theta \in (2\kappa + \tau, 1)$ such that when $d_n \sim n^\theta$, we have for some $C > 0$,

$$P(\mathcal{M}_* \subset \widehat{\mathcal{M}}_d) = 1 - O(pe^{-Cn^{1-2\kappa}/\log n}). \quad (20)$$

In particular, this sure screening property entails the sparsity of the model: $s \leq d_n$. It demonstrates that SIS can reduce exponentially high dimensionality to a relatively large scale $d_n \ll n$, while the reduced model $\widehat{\mathcal{M}}_\gamma$ still contains all the important variables with an overwhelming probability. In practice, to be conservative we can choose $d = n - 1$ or $\lceil n/\log n \rceil$. Of course, one can also take final model size $d \geq n$. Clearly larger d means larger probability of including the true underlying sparse model \mathcal{M}_* in the final model $\widehat{\mathcal{M}}_d$. See Section 4.3 for further results on sure independence screening.

When the dimensionality is reduced from a large scale p to a moderate scale d by applying a sure screening method such as correlation learning, the well-developed variable selection techniques, such as penalized least squares methods, can be applied to the reduced feature space. This is a powerful tool of SIS based variable selection methods. The sampling properties of these methods can be easily obtained by combining the theory of SIS and penalization methods.

4.2 Feature selection for classification

Independence learning has also been widely used for feature selection in high dimensional classification problems. In this section we look at the specific setting of classification and continue the topic of independence learning for variable selection in Section 4.3. Consider the p -dimensional classification between two classes. For $k \in \{1, 2\}$, let $\mathbf{X}_{k1}, \mathbf{X}_{k2}, \dots, \mathbf{X}_{kn_k}$ be i.i.d. p -dimensional observations from the k -th class. Classification aims at finding a discriminant function $\delta(\mathbf{x})$ that classifies new observations as accurately as possible. The classifier $\delta(\cdot)$ assigns \mathbf{x} to the class 1 if $\delta(\mathbf{x}) \geq 0$ and class 2 otherwise.

Many classification methods have been proposed in the literature. The best classifier is the Fisher $\delta_F(\mathbf{x}) = (\mathbf{x} - \boldsymbol{\mu})' \boldsymbol{\Sigma}^{-1} (\boldsymbol{\mu}_1 - \boldsymbol{\mu}_2)$ when the data are from the normal distribution with a common covariance matrix: $\mathbf{X}_{ki} \sim N(\boldsymbol{\mu}_k, \boldsymbol{\Sigma})$, for $k = 1, 2$ and $\boldsymbol{\mu} = (\boldsymbol{\mu}_1 + \boldsymbol{\mu}_2)/2$. However, this method is hard to implement when dimensionality is high due to the difficulty of estimating the unknown covariance matrix $\boldsymbol{\Sigma}$. Hence, the independence rule that involves estimating the diagonal entries of the covariance matrix, with discriminant function $\delta(\mathbf{x}) = (\mathbf{x} - \boldsymbol{\mu})' \mathbf{D}^{-1} (\boldsymbol{\mu}_1 - \boldsymbol{\mu}_2)$ is frequently employed for the classification, where $\mathbf{D} = \text{diag}\{\boldsymbol{\Sigma}\}$. For a survey of recent developments, see Fan, Fan and Wu (2010).

Classical methods break down when the dimensionality is high. As demonstrated by Bickel and Levina (2004), the Fisher discrimination method no longer performs well in high dimensional settings due to the diverging spectra and singularity of the sample covariance matrix. They show that the independence rule overcomes these problems and outperforms the Fisher discriminant in high dimensional setting. However, in practical implementation such as tumor classification using microarray data, one hopes to find tens of genes that have high discriminative power. The independence rule does not possess the property of feature selection.

The noise accumulation phenomenon is well-known in the regression setup, but has never been quantified in the classification problem until Fan and Fan (2008). They show that the difficulty of high dimensional classification is intrinsically caused by the existence of many

noise features that do not contribute to the reduction of classification error. For example, in linear discriminant analysis one needs to estimate the class mean vectors and covariance matrix. Although each parameter can be estimated accurately, aggregated estimation error can be very large and can significantly increase the misclassification rate.

Let \mathbf{R}_0 be the common correlation matrix, $\lambda_{\max}(\mathbf{R}_0)$ be its largest eigenvalue, and $\boldsymbol{\alpha} = \boldsymbol{\mu}_1 - \boldsymbol{\mu}_2$. Consider the parameter space

$$\Gamma = \{(\boldsymbol{\alpha}, \boldsymbol{\Sigma}) : \boldsymbol{\alpha}'\mathbf{D}^{-1}\boldsymbol{\alpha} \geq C_p, \lambda_{\max}(\mathbf{R}_0) \leq b_0, \min_{1 \leq j \leq p} \sigma_j^2 > 0\},$$

where C_p and b_0 are given constants, and σ_j^2 is the j -th diagonal element of $\boldsymbol{\Sigma}$. Note that C_p measures the strength of signals. Let $\hat{\delta}$ be the estimated discriminant function of the independence rule, obtained by plugging in the sample estimates of $\boldsymbol{\alpha}$ and \mathbf{D} . If $\sqrt{n_1 n_2 / (n p)} C_p \rightarrow D_0 \geq 0$, Fan and Fan (2008) demonstrate that the worst case classification error, $W(\hat{\delta})$, over the parameter space Γ converges:

$$W(\hat{\delta}) \xrightarrow{P} 1 - \Phi\left(\frac{D_0}{2\sqrt{b_0}}\right), \quad (21)$$

where $n = n_1 + n_2$ and $\Phi(\cdot)$ is the cumulative distribution function of the standard normal random variable.

The misclassification rate (21) relates to dimensionality in the term D_0 , which depends on C_p/\sqrt{p} . This quantifies the tradeoff between dimensionality p and the overall signal strength C_p . The signal C_p always increases with dimensionality. If the useful features are located at the first s components, say, then the signals stop increasing when more than s features are used, yet the penalty of using all features is \sqrt{p} . Clearly, using s features can perform much better than using all p features. The optimal number should be the one that minimizes C_m/\sqrt{m} , where the C_m are the signals of the best subset S of m features, defined as $\boldsymbol{\alpha}_S \mathbf{D}_S^{-1} \boldsymbol{\alpha}_S$, where $\boldsymbol{\alpha}_S$ and \mathbf{D}_S are the sub-vector and sub-matrix of $\boldsymbol{\alpha}$ and \mathbf{D} constructed using variables in S . The result (21) also indicates that the independence rule works no better than random guessing due to noise accumulation, unless the signal levels are extremely high, say, $\sqrt{n/p} C_p \geq B$ for some $B > 0$. Hall, Pittelkow and Ghosh (2008) show that if $C_p^2/p \rightarrow \infty$, the classification error goes to zero for a distance-based classifier, which is a specific result of Fan and Fan (2008) with $B = \infty$.

The above results reveal that dimensionality reduction is also very important for reducing misclassification rate. A popular class of dimensionality reduction techniques is projection. See, for example, principal component analysis in Ghosh (2002) and Zou, Hastie and Tibshirani (2004); partial least squares in Huang and Pan (2003), and Boulesteix (2004); and sliced inverse regression in Chiaromonte and Martinelli (2002), Antoniadis, Lambert-Lacroix and Leblanc (2003), and Bura and Pfeiffer (2003). These projection methods attempt to find directions that can result in small classification errors. In fact, the directions that they find usually put much larger weights on features with large classification power, which is indeed a type of sparsity in the projection vector. Fan and Fan (2008) formally show that linear projection methods are likely to perform poorly unless the projection vector is sparse, namely, the

effective number of selected features is small. This is due to the aforementioned noise accumulation when estimating $\boldsymbol{\mu}_1$ and $\boldsymbol{\mu}_2$ in high dimensional problems. For formal results, see Theorem 2 in Fan and Fan (2008). See also Tibshirani et al. (2002), Donoho and Jin (2008), Hall, Park and Samworth (2008), Hall, Pittelkow and Ghosh (2008), Hall and Chan (2009), Hall and Miller (2009b), and Jin (2009) for some recent developments in high dimensional classifications.

To select important features, the two-sample t test is frequently employed (see, e.g., Tibshirani et al. (2003)). The two-sample t statistic for feature j is

$$T_j = \frac{\bar{X}_{1j} - \bar{X}_{2j}}{\sqrt{S_{1j}^2/n_1 + S_{2j}^2/n_2}}, \quad j = 1, \dots, p, \quad (22)$$

where \bar{X}_{kj} and S_{kj}^2 are the sample mean and variance of the j -th feature in class k . This is a specific example of independence learning, which ranks the features according to $|T_j|$. Fan and Fan (2008) prove that when dimensionality p grows no faster than the exponential rate of the sample size, if the lowest signal level is not too small, the two-sample t test can select all important features with probability tending to 1. Their proof relies on the deviation results of the two-sample t -statistic. See, e.g., Hall (1987, 2006), Jing, Shao and Wang (2003), and Cao (2007) for large deviation theory.

Although the t test can correctly select all important features with probability tending to 1 under some regularity conditions, the resulting choice is not necessarily optimal, since the noise accumulation can exceed the signal accumulation for faint features. Therefore, it is necessary to further single out the most important features. To address this issue, Fan and Fan (2008) propose the Features Annealed Independence Rule (FAIR). Instead of constructing the independence rule using all features, FAIR selects the most important ones and uses them to construct an independence rule. To appreciate the idea of FAIR, first note that the relative importance of features can be measured by $|\alpha_j|/\sigma_j$, where α_j is the j -th component of $\boldsymbol{\alpha} = \boldsymbol{\mu}_1 - \boldsymbol{\mu}_2$ and σ_j^2 is the common variance of the j -th feature. If such oracle ranking information is available, then one can construct the independence rule using m features with the largest $|\alpha_j|/\sigma_j$, with optimal value of m to be determined. In this case, the oracle classifier takes the form

$$\hat{\delta}(\mathbf{x}) = \sum_{j=1}^p \hat{\alpha}_j (x_j - \hat{\mu}_j) / \hat{\sigma}_j^2 1_{\{|\alpha_j|/\sigma_j > b\}},$$

where b is a positive constant. It is easy to see that choosing the optimal m is equivalent to selecting the optimal b . However oracle information is usually unavailable, and one needs to learn it from the data. Observe that $|\alpha_j|/\sigma_j$ can be estimated by $|\hat{\alpha}_j|/\hat{\sigma}_j$, where the latter is in fact $\sqrt{n/(n_1 n_2)} |T_j|$, in which the pooled sample variance is used. This is indeed the same as ranking the feature by using the correlation between the j th variable with the class response ± 1 when $n_1 = n_2$ (Fan and Lv (2008)). Indeed, as pointed out by Hall, Titterton and Xue (2008), this is always true if the response for the first class is assigned as 1, whereas the response for the second class is assigned as $-n_1/n_2$. Thus to mimick the oracle, FAIR takes

a slightly different form to adapt to the unknown signal strength

$$\hat{\delta}_{\text{FAIR}}(\mathbf{x}) = \sum_{j=1}^p \hat{\alpha}_j (x_j - \hat{\mu}_j) / \hat{\sigma}_j^2 \mathbf{1}_{\{\sqrt{n/(n_1 n_2)} |T_j| > b\}}. \quad (23)$$

It is clear from (23) that FAIR works the same way as if we first sort the features by the absolute values of their t -statistics in descending order, then take out the first m features to construct a classifier. The number of features is selected by minimizing the upper bound of the classification error:

$$\hat{m} = \arg \max_{1 \leq m \leq p} \frac{1}{\hat{\lambda}_{\max}^m} \frac{n[\sum_{j=1}^m T_{(j)}^2 + m(n_1 - n_2)/n]^2}{mn_1 n_2 + n_1 n_2 \sum_{j=1}^m T_{(j)}^2},$$

where $T_{(1)}^2 \geq T_{(2)}^2 \geq \dots \geq T_{(p)}^2$ are the ordered squared t -statistics, and $\hat{\lambda}_{\max}^m$ is the estimate of the largest eigenvalue of the correlation matrix \mathbf{R}_0^m of the m most significant features. Fan and Fan (2008) also derive the misclassification rates of FAIR and demonstrate that it possesses an oracle property.

4.3 Sure independence screening for generalized linear models

Correlation learning cannot be directly applied to the case of discrete covariates such as genetic studies with different genotypes. The mathematical results and technical arguments in Fan and Lv (2008) rely heavily on the joint normality assumptions. The natural question is how to screen variables in a more general context, and whether the sure screening property continues to hold with a limited false positive rate.

Consider the generalized linear model (GLIM) with canonical link. That is, the conditional density is given by

$$f(y|\mathbf{x}) = \exp \{y\theta(\mathbf{x}) - b(\theta(\mathbf{x})) + c(y)\}, \quad (24)$$

for some known functions $b(\cdot)$, $c(\cdot)$, and $\theta(\mathbf{x}) = \mathbf{x}^T \boldsymbol{\beta}$. As we consider only variable selection on the mean regression function, we assume without loss of generality that the dispersion parameter $\phi = 1$. As before, we assume that each variable has been standardized with mean 0 and variance 1.

For GLIM (24), the penalized likelihood (2) is

$$-n^{-1} \sum_{i=1}^n \ell(\mathbf{x}_i^T \boldsymbol{\beta}, y_i) - \sum_{j=1}^p p_\lambda(|\beta_j|), \quad (25)$$

where $\ell(\theta, y) = b(\theta) - y\theta$. The maximum marginal likelihood estimator (MMLE) $\hat{\boldsymbol{\beta}}_j^M$ is defined as the minimizer of the componentwise regression

$$\hat{\boldsymbol{\beta}}_j^M = (\hat{\beta}_{j,0}^M, \hat{\beta}_j^M) = \operatorname{argmin}_{\beta_0, \beta_j} \sum_{i=1}^n \ell(\beta_0 + \beta_j X_{ij}, Y_i), \quad (26)$$

where X_{ij} is the i th observation of the j th variable. This can be easily computed and its implementation is robust, avoiding numerical instability in ultra-high dimensional problems. The marginal estimator estimates the wrong object of course, but its magnitude provides useful information for variable screening. Fan and Song (2009) select a set of variables whose marginal magnitude exceeds a predefined threshold value γ_n :

$$\widehat{\mathcal{M}}_{\gamma_n} = \{1 \leq j \leq p : |\hat{\beta}_j^M| \geq \gamma_n\}, \quad (27)$$

This is equivalent to ranking features according to the magnitude of MMLEs $\{|\hat{\beta}_j^M|\}$. To understand the utility of MMLE, we take the population version of the minimizer of the componentwise regression to be

$$\beta_j^M = (\beta_{j,0}^M, \beta_j^M)^T = \operatorname{argmin}_{\beta_0, \beta_j} E\ell(\beta_0 + \beta_j X_j, Y).$$

Fan and Song (2009) show that $\beta_j^M = 0$ if and only if $\operatorname{cov}(X_j, Y) = 0$, and under some additional conditions if $|\operatorname{cov}(X_j, Y)| \geq c_1 n^{-\kappa}$ for $j \in \mathcal{M}_\star$, for given positive constants c_1 and κ , then there exists a constant c_2 such that

$$\min_{j \in \mathcal{M}_\star} |\beta_j^M| \geq c_2 n^{-\kappa}. \quad (28)$$

In words, as long as X_j and Y are somewhat marginally correlated with $\kappa < 1/2$, the marginal signal β_j^M is detectable. They prove further the sure screening property:

$$P(\mathcal{M}_\star \subset \widehat{\mathcal{M}}_{\gamma_n}) \rightarrow 1 \quad (29)$$

(the convergence is exponentially fast) if $\gamma_n = c_3 n^{-\kappa}$ with a sufficiently small c_3 , and that only the size of non-sparse elements (not the dimensionality) matters for the purpose of sure screening property. For the Gaussian linear model (3) with sub-Gaussian covariate tails, the dimensionality can be as high as $\log p = o(n^{(1-2\kappa)/4})$, a weaker result than that in Fan and Lv (2008) in terms of condition on p , but a stronger result in terms of the conditions on the covariates. For logistic regression with bounded covariates, such as genotypes, the dimensionality can be as high as $\log p = o(n^{1-2\kappa})$.

The sure screening property (29) is only part of the story. For example, if $\gamma_n = 0$ then all variables are selected and hence (29) holds. The question is how large the size of the selected model size in (27) with $\gamma_n = c_3 n^{-\kappa}$ should be. Under some regularity conditions, Fan and Song (2009) show that with probability tending to one exponentially fast,

$$|\widehat{\mathcal{M}}_{\gamma_n}| = O\{n^{2\kappa} \lambda_{\max}(\Sigma)\}. \quad (30)$$

In words, the size of selected model depends on how large the thresholding parameter γ_n is, and how correlated the features are. It is of order $O(n^{2\kappa+\tau})$ if $\lambda_{\max}(\Sigma) = O(n^\tau)$. This is the same or somewhat stronger result than in Fan and Lv (2008) in terms of selected model size, but holds for a much more general class of models. In particular, there is no restrictions on κ and τ , or more generally $\lambda_{\max}(\Sigma)$.

Fan and Song (2009) also study feature screening by using the marginal likelihood ratio test. Let $\hat{L}_0 = \min_{\beta_0} n^{-1} \sum_{i=1}^n \ell(\beta_0, Y_i)$ and

$$\hat{L}_j = \hat{L}_0 - \min_{\beta_0, \beta_j} n^{-1} \sum_{i=1}^n \ell(\beta_0 + \beta_j X_{ij}, Y_i). \quad (31)$$

Rank the features according to the marginal utility $\{\hat{L}_j\}$. Thus, select a set of variables

$$\hat{\mathcal{N}}_{\nu_n} = \{1 \leq j \leq p_n : \hat{L}_j \geq \nu_n\}, \quad (32)$$

where ν_n is a predefined threshold value. Let L_j^* be the population counterpart of \hat{L}_j . Then, the minimum signal $\min_{j \in \mathcal{M}_*} L_j^*$ is of order $O(n^{-2\kappa})$, whereas the individual noise $\hat{L}_j - L_j^* = O_p(n^{-1/2})$. In words, when $\kappa \geq 1/4$, the noise level is larger than the signal. This is the key technical challenge. By using the fact that the ranking is invariant to monotonic transformations, Fan and Song (2009) are able to show that with $\nu_n = c_4 n^{-2\kappa}$ for a sufficiently small $c_4 > 0$,

$$P\{\mathcal{M}_* \subset \hat{\mathcal{N}}_{\nu_n}, |\hat{\mathcal{N}}_{\nu_n}| \leq O(n^{2\kappa} \lambda_{\max}(\boldsymbol{\Sigma}))\} \rightarrow 1.$$

Thus the sure screening property holds with a limited size of the selected model.

4.4 Reduction of false positive rate

A screening method is usually a crude approach that results in many false positive variables. A simple idea of reducing the false positive rate is to apply a resampling technique as proposed by Fan, Samworth and Wu (2009). Split the samples randomly into two halves and let $\hat{\mathcal{A}}_1$ and $\hat{\mathcal{A}}_2$ be the selected sets of active variables based on, respectively, the first half and the second half of the sample. If $\hat{\mathcal{A}}_1$ and $\hat{\mathcal{A}}_2$ both have a sure screening property, so does the set $\hat{\mathcal{A}}$. On the other hand, $\hat{\mathcal{A}} = \hat{\mathcal{A}}_1 \cap \hat{\mathcal{A}}_2$ has many fewer falsely selected variables, as an unimportant variable has to be selected twice at random in the ultra-high dimensional space, which is very unlikely. Therefore, $\hat{\mathcal{A}}$ reduces the number of false positive variables.

Write \mathcal{A} for the set of active indices – that is, the set containing those indices j for which $\beta_j \neq 0$ in the true model. Let d be the size of the selected sets \mathcal{A}_1 and \mathcal{A}_2 . Under some exchangeability conditions, Fan, Samworth and Wu (2009) demonstrate that

$$P(|\hat{\mathcal{A}} \cap \mathcal{A}^c| \geq r) \leq \frac{\binom{d}{r}^2}{\binom{p-|\mathcal{A}|}{r}} \leq \frac{1}{r!} \left(\frac{n^2}{p-|\mathcal{A}|} \right)^r, \quad (33)$$

where, for the second inequality, we require that $d \leq n \leq (p-|\mathcal{A}|)^{1/2}$. In other words, the probability of selecting at least r inactive variables is very small when n is small compared to p , such as for the situations discussed in the previous two sections.

4.5 Iterative sure independence screening

SIS uses only the marginal information of the covariates and its sure screening property can fail when technical conditions are not satisfied. Fan and Lv (2008) point out three potential problems with SIS:

- a) (*False Negative*) An important predictor that is marginally uncorrelated but jointly correlated with the response cannot be picked by SIS. An example of this has the covariate vector \mathbf{x} jointly normal with equi-correlation ρ , while Y depends on the covariates through

$$\mathbf{x}^T \boldsymbol{\beta}^* = X_1 + \cdots + X_J - J\rho X_{J+1}.$$

Clearly, X_{J+1} is independent of $\mathbf{x}^T \boldsymbol{\beta}^*$ and hence Y , yet the regression coefficient $-J\rho$ can be much larger than for other variables. Such a hidden signature variable cannot be picked by using independence learning, but it has a dominant predictive power on Y .

- b) (*False Positive*) Unimportant predictors that are highly correlated with the important predictors can have higher priority to be selected by SIS than important predictors that are relatively weakly related to the response. An illustrative example has

$$Y = \rho X_0 + X_1 + \cdots + X_J + \varepsilon,$$

where X_0 is independent of the other variables which have a common correlation ρ . Then $\text{corr}(X_j, Y) = J\rho = J \text{corr}(X_0, Y)$, for $j = J + 1, \dots, p$, and X_0 has the lowest priority to be selected.

- c) The issue of collinearity among the predictors adds difficulty to the problem of variable selection.

Translating a) to microarray data analysis, a two-sample test can never pick up a hidden signature gene. Yet, missing the hidden signature gene can result in very poor understanding of the molecular mechanism and in poor disease classification. Fan and Lv (2008) address these issues by proposing an iterative SIS (ISIS) that extends SIS and uses more fully the joint information of the covariates. ISIS still maintains computational expediency.

Fan, Samworth and Wu (2009) extend and improve the idea of ISIS from the multiple regression model to the more general loss function (16); this includes, in addition to the log-likelihood, the hinge loss $L(x, y) = (1 - xy)_+$ and exponential loss $L(x, y) = \exp(-xy)$ in classification in which y takes values ± 1 , among others. The ψ -learning (Shen et al. (2003)) can also be cast in this framework. ISIS also allows variable deletion in the process of iteration. More generally, suppose that our objective is to find a sparse $\boldsymbol{\beta}$ to minimize

$$n^{-1} \sum_{i=1}^n L(Y_i, \mathbf{x}_i^T \boldsymbol{\beta}) + \sum_{j=1}^p p_\lambda(|\beta_j|).$$

The algorithm goes as follows.

1. Apply an SIS such as (32) to pick a set \mathcal{A}_1 of indices of size k_1 , and then employ a penalized (pseudo)-likelihood method (15) to select a subset \mathcal{M}_1 of these indices.

2. (*Large-scale screening*) Instead of computing residuals as in Fan and Lv (2008), compute

$$L_j^{(2)} = \min_{\beta_0, \boldsymbol{\beta}_{\mathcal{M}_1}, \beta_j} n^{-1} \sum_{i=1}^n L(Y_i, \beta_0 + \mathbf{x}_{i, \mathcal{M}_1}^T \boldsymbol{\beta}_{\mathcal{M}_1} + X_{ij} \beta_j), \quad (34)$$

for $j \notin \mathcal{M}_1$, where $\mathbf{x}_{i, \mathcal{M}_1}$ is the sub-vector of \mathbf{x}_i consisting of those elements in \mathcal{M}_1 . This measures the additional contribution of variable X_j in the presence of variables $\mathbf{x}_{\mathcal{M}_1}$. Pick k_2 variables with the smallest $\{L_j^{(2)}, j \notin \mathcal{M}_1\}$ and let \mathcal{A}_2 be the resulting set.

3. (*Moderate-scale selection*) Use penalized likelihood to obtain

$$\widehat{\boldsymbol{\beta}}_2 = \operatorname{argmin}_{\beta_0, \boldsymbol{\beta}_{\mathcal{M}_1}, \boldsymbol{\beta}_{\mathcal{A}_2}} n^{-1} \sum_{i=1}^n L(Y_i, \beta_0 + \mathbf{x}_{i, \mathcal{M}_1}^T \boldsymbol{\beta}_{\mathcal{M}_1} + \mathbf{x}_{i, \mathcal{A}_2}^T \boldsymbol{\beta}_{\mathcal{A}_2}) + \sum_{j \in \mathcal{M}_1 \cup \mathcal{A}_2} p_\lambda(|\beta_j|). \quad (35)$$

This gives new active indices \mathcal{M}_2 consisting of nonvanishing elements of $\widehat{\boldsymbol{\beta}}_2$. This step also deviates importantly from the approach in Fan and Lv (2008) even in the least squares case. It allows the procedure to delete variables from the previous selected variables \mathcal{M}_1 .

4. (*Iteration*) Iterate the above two steps until d (a prescribed number) variables are recruited or $\mathcal{M}_\ell = \mathcal{M}_{\ell-1}$.

The final estimate is then $\widehat{\boldsymbol{\beta}}_{\mathcal{M}_\ell}$. In implementation, Fan, Samworth and Wu (2009) choose $k_1 = \lfloor 2d/3 \rfloor$, and thereafter at the r -th iteration, take $k_r = d - |\mathcal{M}_{r-1}|$. This ensures that the iterated versions of SIS take at least two iterations to terminate. The above method can be considered as an analogue of the least squares ISIS procedure (Fan and Lv (2008)) without explicit definition of the residuals. Fan and Lv (2008) and Fan, Samworth and Wu (2009) show empirically that the ISIS significantly improves the performance of SIS even in the difficult cases described above.

5 Sampling properties of penalized least squares

The sampling properties of penalized likelihood estimation (2) have been extensively studied, and a significant amount of work has been contributed to penalized least squares (4). The theoretical studies can be mainly classified into four groups: persistence, consistency and selection consistency, the weak oracle property, and the oracle property (from weak to strong). Again, persistence means consistency of the risk (expected loss) of the estimated model, as opposed to consistency of the estimate of the parameter vector under some loss. Selection consistency means consistency of the selected model. By the weak oracle property, we mean that the estimator enjoys the same sparsity as the oracle estimator with asymptotic probability one, and has consistency. The oracle property is stronger than the weak oracle property in that, in addition to the sparsity in the same sense and consistency, the estimator attains an information bound mimicking that of the oracle estimator. Results have

revealed the behavior of different penalty functions and the impact of dimensionality on high dimensional variable selection.

5.1 Dantzig selector and its asymptotic equivalence to LASSO

The L_1 regularization (e.g., LASSO) has received much attention due to its convexity and encouraging sparsity solutions. The idea of using the L_1 norm can be traced back to the introduction of convex relaxation for deconvolution in Claerbout and Muir (1973), Taylor, Banks and McCoy (1979), and Santosa and Symes (1986). The use of the L_1 penalty has been shown to have close connections to other methods. For example, sparse approximation using an L_1 approach is shown in Girosi (1998) to be equivalent to support vector machines (Vapnik (1995)) for noiseless data. Another example is the asymptotic equivalence between the Dantzig selector (Candes and Tao (2007)) and LASSO.

The L_1 regularization has also been used in the Dantzig selector recently proposed by Candes and Tao (2007), which is defined as the solution to

$$\min \|\boldsymbol{\beta}\|_1 \quad \text{subject to} \quad \|n^{-1}\mathbf{X}^T(\mathbf{y} - \mathbf{X}\boldsymbol{\beta})\|_\infty \leq \lambda, \quad (36)$$

where $\lambda \geq 0$ is a regularization parameter. It was named after Dantzig because the convex optimization problem (36) can easily be recast as a linear program. Unlike the PLS (4) which uses the residual sum of squares as a measure of goodness of fit, the Dantzig selector uses the L_∞ norm of the covariance vector $n^{-1}\mathbf{X}^T(\mathbf{y} - \mathbf{X}\boldsymbol{\beta})$, i.e., the maximum absolute covariance between a covariate and the residual vector $\mathbf{y} - \mathbf{X}\boldsymbol{\beta}$, for controlling the model fitting. This L_∞ constraint can be viewed as a relaxation of the normal equation

$$\mathbf{X}^T \mathbf{y} = \mathbf{X}^T \mathbf{X} \boldsymbol{\beta}, \quad (37)$$

namely, finding the estimator that has the smallest L_1 -norm in the neighborhood of the least squares estimate. A prominent feature of the Dantzig selector is its nonasymptotic oracle inequalities under L_2 loss. Consider the Gaussian linear regression model (3) with $\boldsymbol{\varepsilon} \sim N(\mathbf{0}, \sigma^2 I_n)$ for some $\sigma > 0$, and assume that each covariate is standardized to have L_2 norm \sqrt{n} (note that we changed the scale of \mathbf{X} since it was assumed that each covariate has unit L_2 norm in Candes and Tao (2007)). Under the uniform uncertainty principle (UUP) on the design matrix \mathbf{X} , a condition on the finite condition number for submatrices of \mathbf{X} , they show that, with high probability, the Dantzig selector $\widehat{\boldsymbol{\beta}}$ mimics the risk of the oracle estimator up to a logarithmic factor $\log p$, specifically

$$\|\widehat{\boldsymbol{\beta}} - \boldsymbol{\beta}_0\|_2 \leq C \sqrt{(2 \log p)/n} (\sigma^2 + \sum_{j \in \text{supp}(\boldsymbol{\beta}_0)} \beta_{0,j}^2 \wedge \sigma^2)^{1/2}, \quad (38)$$

where $\boldsymbol{\beta}_0 = (\beta_{0,1}, \dots, \beta_{0,p})^T$ is the vector of the true regression coefficients, C is some positive constant, and $\lambda \sim \sqrt{(2 \log p)/n}$. Roughly speaking, the UUP condition (see also Donoho and Stark (1989); Donoho and Huo (2001)) requires that all $n \times d$ submatrices of \mathbf{X} with d comparable to $\|\boldsymbol{\beta}_0\|_0$ are uniformly close to orthonormal matrices, which can be stringent in high dimensions. See Fan and Lv (2008) and Cai and Lv (2007) for more discussions. The oracle inequality (38) does not infer much about the sparsity of the estimate.

Shortly after the work on the Dantzig selector, it was observed that the Dantzig selector and the LASSO share some similarities. Bickel, Ritov and Tsybakov (2008) present a theoretical comparison of the LASSO and the Dantzig selector in the general high dimensional nonparametric regression model. Under a sparsity scenario, Bickel, Ritov and Tsybakov (2008) derive parallel oracle inequalities for the prediction risk for both methods, and establish the asymptotic equivalence of the LASSO estimator and the Dantzig selector. More specifically, consider the nonparametric regression model

$$\mathbf{y} = \mathbf{f} + \boldsymbol{\varepsilon}, \quad (39)$$

where $\mathbf{f} = (f(\mathbf{x}_1), \dots, f(\mathbf{x}_n))^T$ with f an unknown p -variate function, and $\mathbf{y}, \mathbf{X} = (\mathbf{x}_1, \dots, \mathbf{x}_n)^T$, and $\boldsymbol{\varepsilon}$ are the same as in (3). Let $\{f_1, \dots, f_M\}$ be a finite dictionary of p -variate functions. As pointed out in Bickel, Ritov and Tsybakov (2008), f_j 's can be a collection of basis functions for approximating f , or estimators arising from M different methods. For any $\boldsymbol{\beta} = (\beta_1, \dots, \beta_M)^T$, define $f_{\boldsymbol{\beta}} = \sum_{j=1}^M \beta_j f_j$. Then similarly to (4) and (36), the LASSO estimator \hat{f}_L and Dantzig selector \hat{f}_D can be defined accordingly as $f_{\hat{\boldsymbol{\beta}}_L}$ and $f_{\hat{\boldsymbol{\beta}}_D}$ with $\hat{\boldsymbol{\beta}}_L$ and $\hat{\boldsymbol{\beta}}_D$ the corresponding M -vectors of minimizers. In both formations, the empirical norm $\|f_j\|_n = \sqrt{n^{-1} \sum_{i=1}^n f_j^2(\mathbf{x}_i)}$ of f_j is incorporated as its scale. Bickel, Ritov and Tsybakov (2008) show that under the restricted eigenvalue condition on the Gram matrix and some other regularity conditions, with significant probability, the difference between $\|\hat{f}_D - f\|_n^2$ and $\|\hat{f}_L - f\|_n^2$ is bounded by a product of three factors. The first factor $s\sigma^2/n$ corresponds to the prediction error rate in regression with s parameters, and the other two factors including $\log M$ reflect the impact of a large number of regressors. They further prove sparsity oracle inequalities for the prediction loss of both estimators. These inequalities entail that the distance between the prediction losses of the Dantzig selector and the LASSO estimator is of the same order as the distances between them and their oracle approximations.

Bickel, Ritov and Tsybakov (2008) also consider the specific case of a linear model (3), say (39) with true regression function $\mathbf{f} = \mathbf{X}\boldsymbol{\beta}_0$. If $\boldsymbol{\varepsilon} \sim N(\mathbf{0}, \sigma^2 I_n)$ and some regularity conditions hold, they show that, with large probability, the L_q estimation loss for $1 \leq q \leq 2$ of the Dantzig selector $\hat{\boldsymbol{\beta}}_D$ is simultaneously given by

$$\|\hat{\boldsymbol{\beta}}_D - \boldsymbol{\beta}_0\|_q^q \leq C\sigma^q \left(1 + \sqrt{s/m}\right)^{2(q-1)} s \left(\frac{\log p}{n}\right)^{q/2}, \quad (40)$$

where $s = \|\boldsymbol{\beta}_0\|_0$, $m \geq s$ is associated with the strong restricted eigenvalue condition on the design matrix \mathbf{X} , and C is some positive constant. When $q = 1$, they prove (40) under a (weak) restricted eigenvalue condition that does not involve m . Bickel, Ritov and Tsybakov (2008) also derive similar inequalities to (40) with slightly different constants on the L_q estimation loss, for $1 \leq q \leq 2$, of the LASSO estimator $\hat{\boldsymbol{\beta}}_L$. These results demonstrate the approximate equivalence of the Dantzig selector and the LASSO. The similarity between the Dantzig selector and LASSO has also been discussed in Efron, Hastie and Tibshirani (2007). Lounici (2008) derives the L_∞ convergence rate and studies a sign concentration property

simultaneously for the LASSO estimator and the Dantzig selector under a mutual coherence condition.

Note that the covariance vector $n^{-1}\mathbf{X}^T(\mathbf{y} - \mathbf{X}\boldsymbol{\beta})$ in the formulation of Dantzig selector (36) is exactly the negative gradient of $(2n)^{-1}\|\mathbf{y} - \mathbf{X}\boldsymbol{\beta}\|^2$ in PLS (4). This in fact entails that the Dantzig selector and the LASSO estimator are identical under some suitable conditions, provided that the same regularization parameter λ is used in both methods. For example, Meinshausen, Rocha and Yu (2007) give a diagonal dominance condition of the $p \times p$ matrix $(\mathbf{X}^T\mathbf{X})^{-1}$ that ensures their equivalence. This condition implicitly assumes $p \leq n$. James, Radchenko and Lv (2009) present a formal necessary and sufficient condition, as well as easily verifiable sufficient conditions ensuring the identical solution of the Dantzig selector and the LASSO estimator when the dimensionality p can exceed sample size n .

5.2 Model selection consistency of LASSO

There is a huge literature devoted to studying the statistical properties of LASSO and related methods. This L_1 method as well as its variants have also been extensively studied in such other areas as compressed sensing. For example, Greenshtein and Ritov (2004) show that under some regularity conditions the LASSO-type procedures are persistent under quadratic loss for dimensionality of polynomial growth, and Greenshtein (2006) extends the results to more general loss functions. Meinshausen (2007) presents similar results for the LASSO for dimensionality of exponential growth and finite nonsparsity size, but its persistency rate is slower than that of a relaxed LASSO. For consistency and selection consistency results see Donoho, Elad and Temlyakov (2006), Meinshausen and Bühlmann (2006), Wainwright (2006), Zhao and Yu (2006), Bunea, Tsybakov and Wegkamp (2007), Bickel, Ritov and Tsybakov (2008), van de Geer (2008), and Zhang and Huang (2008), among others.

As mentioned in the previous section, consistency results for the LASSO hold under some conditions on the design matrix. For the purpose of variable selection, we are also concerned with the sparsity of the estimator, particularly its model selection consistency meaning that the estimator $\hat{\boldsymbol{\beta}}$ has the same support as the true regression coefficients vector $\boldsymbol{\beta}_0$ with asymptotic probability one. Zhao and Yu (2006) characterize the model selection consistency of the LASSO by studying a stronger but technically more convenient property of sign consistency: $P(\text{sgn}(\hat{\boldsymbol{\beta}}) = \text{sgn}(\boldsymbol{\beta}_0)) \rightarrow 1$ as $n \rightarrow \infty$. They show that the weak irrepresentable condition

$$\|\mathbf{X}_2^T\mathbf{X}_1(\mathbf{X}_1^T\mathbf{X}_1)^{-1}\text{sgn}(\boldsymbol{\beta}_1)\|_\infty < 1 \quad (41)$$

is necessary for sign consistency of the LASSO, and the strong irrepresentable condition, which requires that the left-hand side of (41) be uniformly bounded by a positive constant $C < 1$, is sufficient for sign consistency of the LASSO, where $\boldsymbol{\beta}_1$ is the subvector of $\boldsymbol{\beta}_0$ on its support $\text{supp}(\boldsymbol{\beta}_0)$, and \mathbf{X}_1 and \mathbf{X}_2 denote the submatrices of the $n \times p$ design matrix \mathbf{X} formed by columns in $\text{supp}(\boldsymbol{\beta}_0)$ and its complement, respectively. See also Zou (2006) for the fixed p case. However, the irrepresentable condition can become restrictive in high dimensions. See Section 5.5 for a simple illustrative example, because the same condition shows up in

a related problem of sparse recovery by using L_1 regularization. This demonstrates that in high dimensions, the LASSO estimator can easily select an inconsistent model, which explains why the LASSO tends to include many false positive variables in the selected model.

To establish the weak oracle property of the LASSO, in addition to the sparsity characterized above, we need its consistency. To this end, we usually need the condition on the design matrix that

$$\|\mathbf{X}_2^T \mathbf{X}_1 (\mathbf{X}_1^T \mathbf{X}_1)^{-1}\|_\infty \leq C \quad (42)$$

for some positive constant $C < 1$, which is stronger than the strong irrepresentable condition. It says that the L_1 -norm of the regression coefficients of each inactive variable regressed on s active variables must be uniformly bounded by $C < 1$. This shows that the capacity of the LASSO for selecting a consistent model is very limited, noticing also that the L_1 -norm of the regression coefficients typically increase with s . See, e.g., Wainwright (2006). As discussed above, condition (42) is a stringent condition in high dimensions for the LASSO estimator to enjoy the weak oracle property. The model selection consistency of the LASSO in the context of graphical models has been studied by Meinshausen and Bühlmann (2006), who consider Gaussian graphical models with polynomially growing numbers of nodes.

5.3 Oracle property

What are the sampling properties of penalized least squares (4) and penalized likelihood estimation (2) when the penalty function p_λ is no longer convex? The oracle property (Fan and Li (2001)) provides a nice conceptual framework for understanding the statistical properties of high dimensional variable selection methods.

In a seminal paper, Fan and Li (2001) build the theoretical foundation of nonconvex penalized least squares or, more generally, nonconcave penalized likelihood for variable selection. They introduce the oracle property for model selection. An estimator $\hat{\beta}$ is said to have the oracle property if it enjoys sparsity in the sense that $\hat{\beta}_2 = \mathbf{0}$ with probability tending to 1 as $n \rightarrow \infty$, and $\hat{\beta}_1$ attains an information bound mimicking that of the oracle estimator, where $\hat{\beta}_1$ and $\hat{\beta}_2$ are the subvectors of $\hat{\beta}$ formed by components in $\text{supp}(\beta_0)$ and $\text{supp}(\beta_0)^c$, respectively, while the oracle knows the true model $\text{supp}(\beta_0)$ beforehand. The oracle properties of penalized least squares estimators can be understood in the more general framework of penalized likelihood estimation. Fan and Li (2001) study the oracle properties of nonconcave penalized likelihood estimators in the finite-dimensional setting, and Fan and Peng (2004) extend their results to the moderate dimensional setting with $p = o(n^{1/5})$ or $o(n^{1/3})$.

More specifically, without loss of generality, assume that the true regression coefficients vector is $\beta_0 = (\beta_1^T, \beta_2^T)^T$ with β_1 and β_2 the subvectors of nonsparse and sparse elements respectively: $\|\beta_1\|_0 = \|\beta_0\|_0$ and $\beta_2 = \mathbf{0}$. Let $a_n = \|p'_\lambda(|\beta_1|)\|_\infty$ and $b_n = \|p''_\lambda(|\beta_1|)\|_\infty$. Fan and Li (2001) and Fan and Peng (2004) show that, as long as $a_n, b_n = o(1)$, under some regularity conditions there exists a local maximizer $\hat{\beta}$ to the penalized likelihood (2) such that

$$\|\hat{\beta} - \beta_0\|_2 = O_P(\sqrt{p}(n^{-1/2} + a_n)). \quad (43)$$

This entails that choosing the regularization parameter λ with $a_n = O(n^{-1/2})$ gives a root- (n/p) consistent penalized likelihood estimator. In particular, this is the case when the SCAD penalty is used if $\lambda = o(\min_{1 \leq j \leq s} |\beta_{0,j}|)$, where $\beta_1 = (\beta_{0,1}, \dots, \beta_{0,s})^T$. Recently, Fan and Lv (2009) gave a sufficient condition under which the solution is unique.

Fan and Li (2001) and Fan and Peng (2004) further prove the oracle properties of penalized likelihood estimators under some additional regularity conditions. Let $\Sigma = \text{diag}\{p''_\lambda(|\beta_1|)\}$ and $\bar{p}_\lambda(\beta_1) = \text{sgn}(\beta_1) \circ p'_\lambda(|\beta_1|)$, where \circ denotes the Hadamard (componentwise) product. Assume that $\lambda = o(\min_{1 \leq j \leq s} |\beta_{0,j}|)$, $\sqrt{n/p}\lambda \rightarrow \infty$ as $n \rightarrow \infty$, and the penalty function p_λ satisfies $\liminf_{n \rightarrow \infty} \liminf_{t \rightarrow 0^+} p'_\lambda(t)/\lambda > 0$. They show that if $p = o(n^{1/5})$, then with probability tending to 1 as $n \rightarrow \infty$, the root- (n/p) consistent local maximizer $\hat{\beta} = (\hat{\beta}_1^T, \hat{\beta}_2^T)^T$ satisfies the following

- a) (Sparsity) $\hat{\beta}_2 = \mathbf{0}$;
- b) (Asymptotic normality)

$$\sqrt{n}\mathbf{A}_n\mathbf{I}_1^{-1/2}(\mathbf{I}_1 + \Sigma)[\hat{\beta}_1 - \beta_1 + (\mathbf{I}_1 + \Sigma)^{-1}\bar{p}_\lambda(\beta_1)] \xrightarrow{\mathcal{D}} N(\mathbf{0}, \mathbf{G}), \quad (44)$$

where \mathbf{A}_n is a $q \times s$ matrix such that $\mathbf{A}_n\mathbf{A}_n^T \rightarrow \mathbf{G}$, a $q \times q$ symmetric positive definite matrix, $\mathbf{I}_1 = \mathbf{I}(\beta_1)$ is the Fisher information matrix knowing the true model $\text{supp}(\beta_0)$, and $\hat{\beta}_1$ is a subvector of $\hat{\beta}$ formed by components in $\text{supp}(\beta_0)$.

Consider a few penalties. For the SCAD penalty, the condition $\lambda = o(\min |\beta_1|)$ entails that both $\bar{p}_\lambda(\beta_1)$ and Σ vanish asymptotically. Therefore, the asymptotic normality (44) becomes

$$\sqrt{n}\mathbf{A}_n\mathbf{I}_1^{1/2}(\hat{\beta}_1 - \beta_1) \xrightarrow{\mathcal{D}} N(\mathbf{0}, \mathbf{G}), \quad (45)$$

which shows that $\hat{\beta}_1$ has the same asymptotic efficiency as the MLE of β_1 knowing the true model in advance. This demonstrates that the resulting penalized likelihood estimator is as efficient as the oracle one. For the L_1 penalty (LASSO), the root- (n/p) consistency of $\hat{\beta}$ requires $\lambda = a_n = O(n^{-1/2})$, whereas the oracle property requires $\sqrt{n/p}\lambda \rightarrow \infty$ as $n \rightarrow \infty$. However, these two conditions are incompatible, which suggests that the LASSO estimator generally does not have the oracle property. This is intrinsically due to the fact that the L_1 penalty does not satisfy the unbiasedness condition.

It has indeed been shown in Zou (2006) that the LASSO estimator does not have the oracle property even in the finite parameter setting. To address the bias issue of LASSO, he proposes the adaptive LASSO by using an adaptively weighted L_1 penalty. More specifically, the weight vector is $|\hat{\beta}|^{-\gamma}$ for some $\gamma > 0$ with the power understood componentwise, where $\hat{\beta}$ is an initial root- n consistent estimator of β_0 . Since $\hat{\beta}$ is root- n consistent, the constructed weights can separate important variables from unimportant ones. This is an attempt to introduce the SCAD-like penalty to reduce the biases. From (12), it can easily be seen that the adaptive LASSO is just a specific solution to penalized least squares using LLA. As a consequence, Zou (2006) shows that the adaptive LASSO has the oracle property under some regularity conditions. See also Zhang and Huang (2008).

5.4 Additional properties of SCAD estimator

In addition to the oracle properties outlined in the last section and also in Section 6.2, Kim, Choi and Oh (2008) and Kim and Kwon (2009) provide insights into the SCAD estimator. They attempt to answer the question of when the oracle estimator $\hat{\beta}^o$ is a local minimizer of the penalized least squares with the SCAD penalty, when the SCAD estimator and the oracle estimator coincide, and how to check whether a local minimizer is a global minimizer. The first two results are indeed stronger than the oracle property as they show that the SCAD estimator is the oracle estimator itself rather than just mimicking its performance.

Recall that all covariates have been standardized. The follow assumption is needed.

Condition A: The nonsparsity size is $s_n = O(n^{c_1})$ for some $0 < c_1 < 1$, the minimum eigenvalue of the correlation matrix of those active variables is bounded away from zero, and the minimum signal $\min_{1 \leq j \leq s_n} |\beta_j| > c_3 n^{-(1-c_2)/2}$ for some constant $c_2 \in (c_1, 1]$.

Under Condition A, Kim, Choi and Oh (2008) prove that if $E\varepsilon_i^{2k} < \infty$ for the linear model (3),

$$P(\hat{\beta}^o \text{ is a local minima of PLS with the SCAD penalty}) \rightarrow 1, \quad (46)$$

provided that $\lambda_n = o(n^{-\{1-(c_2-c_1)\}/2})$ and $p_n = o\{(\sqrt{n}\lambda_n)^{2k}\}$. This shows that the SCAD method produces the oracle estimator. When k is sufficiently large, the dimensionality p_n can be of any polynomial order. For the Gaussian error, the result holds even with NP-dimensionality. More precisely, for the Gaussian errors, they show that (46) holds for $p_n = O(\exp(c_4 n))$ and $\lambda_n = O(n^{-(1-c_5)/2})$, where $0 < c_4 < c_5 < c_2 - c_1$. The question then arises naturally whether the global minimizer of penalized least squares with the SCAD penalty is the oracle estimator. Kim, Choi and Oh (2008) give an affirmative answer: with probability tending to one, the global minimizer of penalized least squares with the SCAD penalty is the same as the oracle estimator when the correlation matrix of all covariates is bounded away from zero and infinity (necessarily, $p_n \leq n$).

Kim and Kwon (2009) also give a simple condition under which the SCAD estimator is unique and is a global minimizer (see also the simple conditions in Fan and Lv (2009) for a more general problem). They also provide sufficient conditions to check whether a local minimizer is a global minimizer. They show that the SCAD method produces the oracle estimator,

$$P\{\text{The SCAD estimator} = \hat{\beta}^o\} \rightarrow 1,$$

under conditions similar to Condition A, even when the minimum eigenvalue of the correlation matrix of all variables converges to zero.

5.5 Sparse recovery and compressed sensing

Penalized L_1 methods have been widely applied in areas including compressed sensing (Donoho (2006a)). In those applications, we want to find good sparse representations or

approximations of signals that can greatly improve efficiency of data storage and transmission. We have no intent here to survey results on compressed sensing. Rather, we would like to make some innate connections of the problem of sparse recovery in the noiseless case to model selection. Unveiling the role of penalty functions in sparse recovery can give a simplified view of the role of penalty functions in high dimensional variable selection as the noise level approaches zero. In particular, we see that concave penalties are advantageous in sparse recovery, which is in line with the advocacy of folded concave penalties for variable selection as in Fan and Li (2001).

Consider the noiseless case $\mathbf{y} = \mathbf{X}\boldsymbol{\beta}_0$ of the linear model (3). The problem of sparse recovery aims to find the sparsest possible solution

$$\arg \min \|\boldsymbol{\beta}\|_0 \quad \text{subject to} \quad \mathbf{y} = \mathbf{X}\boldsymbol{\beta}. \quad (47)$$

The solution to $\mathbf{y} = \mathbf{X}\boldsymbol{\beta}$ is not unique when the $n \times p$ matrix \mathbf{X} has rank less than p , e.g., when $p > n$. See Donoho and Elad (2003) for a characterization of the identifiability of the minimum L_0 solution $\boldsymbol{\beta}_0$. Although by its nature, the L_0 penalty is the target penalty for sparse recovery, its computational complexity makes it infeasible to implement in high dimensions. This motivated the use of penalties that are computationally tractable relaxations or approximations to the L_0 penalty. In particular, the convex L_1 penalty provides a nice convex relaxation and has attracted much attention. For properties of various L_1 and related methods see, for example, the Basis Pursuit in Chen, Donoho and Saunders (1999), Donoho and Elad (2003), Donoho (2004), Fuchs (2004), Candes and Tao (2005, 2006), Donoho, Elad and Temlyakov (2006), Tropp (2006), Candès, Wakin and Boyd (2008), and Cai, Xu and Zhang (2009).

More generally, we can replace the L_0 penalty in (47) by a penalty function $\rho(\cdot)$ and consider the ρ -regularization problem

$$\min \sum_{j=1}^p \rho(|\beta_j|) \quad \text{subject to} \quad \mathbf{y} = \mathbf{X}\boldsymbol{\beta}. \quad (48)$$

This constrained optimization problem is closely related to the PLS in (4). A great deal of research has contributed to identifying conditions on \mathbf{X} and $\boldsymbol{\beta}_0$ that ensure the L_1/L_0 equivalence, i.e., the L_1 -regularization (48) gives the same solution $\boldsymbol{\beta}_0$. For example, Donoho (2004) contains deep results and shows that the individual equivalence of L_1/L_0 depends only on $\text{supp}(\boldsymbol{\beta}_0)$ and $\boldsymbol{\beta}_0$ on its support. See also Donoho and Huo (2001) and Donoho (2006b). In a recent work, Lv and Fan (2009) present a sufficient condition that ensures the ρ/L_0 equivalence for concave penalties. They consider increasing and concave penalty functions $\rho(\cdot)$ with finite maximum concavity (curvature). The convex L_1 penalty falls at the boundary of this class of penalty functions. Under these regularity conditions, they show that $\boldsymbol{\beta}_0$ is a local minimizer of (48) if there exists some $\epsilon \in (0, \min_{j \leq s} |\beta_{0,j}|)$ such that

$$\max_{\mathbf{u} \in \mathcal{U}_\epsilon} \|\mathbf{X}_2^T \mathbf{X}_1 (\mathbf{X}_1^T \mathbf{X}_1)^{-1} \mathbf{u}\|_\infty < \rho'(0+), \quad (49)$$

where $\mathcal{U}_\epsilon = \{\text{sgn}(\boldsymbol{\beta}_1) \circ \rho'(|\mathbf{v}|) : \|\mathbf{v} - \boldsymbol{\beta}_1\|_\infty \leq \epsilon\}$, the notation being that of the previous two sections.

When the L_1 penalty is used, \mathcal{U}_ϵ contains a single point $\text{sgn}(\beta_1)$ with sgn understood componentwise. In this case, condition (49) becomes the weak irrepresentable condition (41). In fact the L_1/L_0 equivalence holds provided that (41) weakened to nonstrict inequality is satisfied. However, this condition can become restrictive in high dimensions. To appreciate this, look at an example given in Lv and Fan (2009). Suppose that $\mathbf{X}_1 = (\mathbf{x}_1, \dots, \mathbf{x}_s)$ is orthonormal, $\mathbf{y} = \sum_{j=1}^s \beta_{0,j} \mathbf{x}_j$ with $|\beta_{0,1}| = \dots = |\beta_{0,s}|$, \mathbf{x}_{s+1} has unit L_2 norm and correlation r with \mathbf{y} , and all the rest of the \mathbf{x}_j 's are orthogonal to $\{\mathbf{x}_j\}_{j=1}^s$. The above condition becomes $|r| \leq s^{-1/2}$. This demonstrates that the L_1 penalty can fail to recover the sparsest solution β_0 when the maximum correlation of the noise variable and response is moderately high, which, as explained in the Introduction, can easily happen in high dimensions.

On the other hand, the concavity of the penalty function ρ entails that its derivative $\rho'(t)$ is decreasing in $t \in [0, \infty)$. Therefore, condition (49) can be (much) less restrictive for concave penalties other than L_1 . This shows the advantage of concave penalties in sparse recovery, which is consistent with similar understandings in variable selection in Fan and Li (2001).

6 Oracle property of penalized likelihood with ultra-high dimensionality

As shown in Section 4, large-scale screening and moderate-scale selection is a good strategy for variable selection in ultra-high dimensional feature spaces. A less stringent screening (i.e., a larger selected model size in (24)) will have a higher probability of retaining all important variables. It is important to study the limits of the dimensionality that nonconcave penalized likelihood methods can handle. The existing result of Fan and Peng (2004) is too weak in terms of the dimensionality allowed for high dimensional modeling; they deal with too broad a class of models.

What are the roles of the dimensionality p and nonsparsity size s ? What is the role of penalty functions? Does the oracle property continue to hold in ultra-high dimensional feature spaces? These questions have been driving the theoretical development of high dimensional variable selection. For example, Koltchinskii (2008) obtains oracle inequalities for penalized least squares with entropy penalization, and van de Geer (2008) establishes a nonasymptotic oracle inequality for the Lasso estimator as the empirical risk minimizer in high dimensional generalized linear models. There are relatively few studies on the statistical properties of high dimensional variable selection methods by using regularization with nonconvex penalties. More recent studies on this topic include Huang, Horowitz and Ma (2008), Kim, Choi and Oh (2008), Meier, van de Geer and Bühlmann (2008), Lv and Fan (2009), Zhang (2009), and Fan and Lv (2009), among others.

6.1 Weak oracle property

An important step towards the understanding of the oracle property of penalized likelihood methods in ultra-high dimensions is the weak oracle property for model selection, introduced

by Lv and Fan (2009) in the context of penalized least squares. An estimator $\widehat{\boldsymbol{\beta}}$ is said to have the weak oracle property if it is uniformly consistent and enjoys sparsity in the sense of $\widehat{\boldsymbol{\beta}}_2 = \mathbf{0}$ with probability tending to 1, i.e. model selection consistency, where $\widehat{\boldsymbol{\beta}}_2$ is the subvector of $\widehat{\boldsymbol{\beta}}$ formed by components in $\text{supp}(\boldsymbol{\beta}_0)^c$ and the oracle knows the true model $\text{supp}(\boldsymbol{\beta}_0)$ beforehand. This property is weaker than the oracle property in Fan and Li (2001). Consistency is derived under L_∞ loss, mainly due to the technical difficulty of proving the existence of a solution to the nonlinear equation that characterizes the nonconcave penalized likelihood estimator. It is important to study the rate of the probability bound for sparsity and the rate of convergence for consistency. The dimensionality p usually enters the former rate explicitly, from which we can see the allowable growth rate of p with sample size n .

Consider the PLS problem (4) with penalty function p_λ . Let $\rho(t; \lambda) = \lambda^{-1}p_\lambda(t)$ and write it as $\rho(t)$ whenever there is no confusion. Lv and Fan (2009) and Fan and Lv (2009) consider the following class of penalty functions:

- $\rho(t; \lambda)$ is increasing and concave in $t \in [0, \infty)$, and has a continuous derivative $\rho'(t; \lambda)$ with $\rho'(0+; \lambda) > 0$. In addition, $\rho'(t; \lambda)$ is increasing in $\lambda \in (0, \infty)$ and $\rho'(0+; \lambda)$ is independent of λ .

This is a wide class of concave penalties including SCAD and MCP, and the L_1 penalty at its boundary. Lv and Fan (2009) establish a nonasymptotic weak oracle property for the PLS estimator. They consider (3) with $\boldsymbol{\varepsilon} \sim N(\mathbf{0}, \sigma^2 I_n)$. The notation here is the same as in Section 5. Assume that each column of the $n \times p$ design matrix \mathbf{X} (covariate) is standardized to have L_2 norm \sqrt{n} (or of this order), and let $d_n = 2^{-1} \min \{|\beta_{0,j}| : \beta_{0,j} \neq 0\}$ be the minimal signal. The following condition is imposed on the design matrix

$$\|\mathbf{X}_2^T \mathbf{X}_1 (\mathbf{X}_1^T \mathbf{X}_1)^{-1}\|_\infty \leq \min\left(C \frac{\rho'(0+)}{\rho'(d_n)}, O(n^{\alpha_1})\right) \quad (50)$$

where $\alpha_1 \geq 0$, $C \in (0, 1)$, and ρ is associated with the regularization parameter $\lambda \sim n^{\alpha_1 - 1/2} u_n$. Here $\{u_n\}$ is a sequence of positive numbers diverging to infinity. Clearly, for the L_1 penalty, condition (50) becomes (42) which is a somewhat stronger form of the strong irrepresentable condition in Zhao and Yu (2006). Condition (50) consists of two parts: the first part is intrinsic to the penalty function whereas the second part is purely a technical condition. For folded-concave penalties other than L_1 , the intrinsic condition is much more relaxed: the intrinsic upper bound is $C < 1$ for the L_1 penalty whereas it is ∞ when $d_n \gg \lambda_n$ for the SCAD type of penalty. In other words, the capacity for LASSO to have model selection consistency is limited, independent of model signals, whereas no limit is imposed for SCAD type of penalties when the signals are strong enough. In general, the concavity of $\rho(\cdot)$ guarantees condition (50) and is more relaxed than the L_1 penalty.

Under the above and some additional regularity conditions, if $\|(n^{-1} \mathbf{X}_1^T \mathbf{X}_1)^{-1}\|_\infty = O(n^{\alpha_0})$ for some $\alpha_0 \geq 0$, Lv and Fan (2009) show that for sufficiently large n , with probability at least $1 - \frac{2}{\sqrt{\pi}} p u_n^{-1} e^{-u_n^2/2}$, the PLS estimator $\widehat{\boldsymbol{\beta}} = (\widehat{\boldsymbol{\beta}}_1^T, \widehat{\boldsymbol{\beta}}_2^T)^T$ satisfies the following

- a) (Sparsity) $\widehat{\boldsymbol{\beta}}_2 = \mathbf{0}$;

b) (L_∞ loss) $\|\widehat{\beta}_1 - \beta_1\|_\infty = O(n^{\alpha_0-1/2}u_n)$,

where $\widehat{\beta}_1$ is a subvector of $\widehat{\beta}$ formed by components in $\text{supp}(\beta_0)$. In particular, when the signals are so sparse that s is finite, $\alpha_0 = 0$ for all non-degenerate problems. In this case, by taking $u_n^2 = c \log p$ for $c \geq 2$ so that the probability $1 - \frac{2}{\sqrt{\pi}}pu_n^{-1}e^{-u_n^2/2} \rightarrow 1$, we have $\|\widehat{\beta}_1 - \beta_1\|_\infty = O_P(n^{-1/2}\sqrt{\log p})$. As an easy consequence of the general result,

$$\|\widehat{\beta} - \beta_0\|_2 = O_P(\sqrt{sn}^{\alpha_0-1/2}u_n) \quad (51)$$

when $p = o(u_n e^{u_n^2/2})$. The dimensionality p is allowed to grow up to exponentially fast with u_n . More specifically, u_n can be allowed as large as $o(n^{1/2-\alpha_0-\alpha_1}d_n)$ and thus $\log p = o(n^{1-2(\alpha_0+\alpha_1)}d_n^2)$. This shows that a weaker minimal signal needs slower growth of dimensionality for successful variable selection. From their studies, we also see the known fact that concave penalties can reduce the biases of estimates.

Recently, Fan and Lv (2009) extended the results of Lv and Fan (2009) and established a nonasymptotic weak oracle property for non-concave penalized likelihood estimator in generalized linear models with ultra-high dimensionality. In their weak oracle property, they relax the term u_n from the consistency rate. A similar condition to (50) appears, which shows the drawback of the L_1 penalty. The dimensionality p is allowed to grow at a non-polynomial (NP) rate. Therefore, penalized likelihood methods can still enjoy the weak oracle property in ultra-high dimensional space.

6.2 Oracle property with NP-dimensionality

A long-standing question is whether the penalized likelihood methods enjoy the oracle property (Fan and Li (2001)) in ultra-high dimensions. This issue has recently been addressed by Fan and Lv (2009) in the context of generalized linear models. Such models include the commonly used linear, logistic, and Poisson regression models.

More specifically Fan and Lv (2009) show that, under some regularity conditions, there exists a local maximizer $\widehat{\beta} = (\widehat{\beta}_1^T, \widehat{\beta}_2^T)^T$ of the penalized likelihood (2) such that $\widehat{\beta}_2 = \mathbf{0}$ with probability tending to 1 and $\|\widehat{\beta} - \beta_0\|_2 = O_P(\sqrt{sn}^{-1/2})$, where $\widehat{\beta}_1$ is a subvector of $\widehat{\beta}$ formed by components in $\text{supp}(\beta_0)$ and $s = \|\beta_0\|_0$. They further establish asymptotic normality and thus the oracle property. The conditions are less restrictive for such concave penalties as SCAD. In particular, their results suggest that the L_1 penalized likelihood estimator generally cannot achieve the consistent rate of $O_P(\sqrt{sn}^{-1/2})$ and does not have the oracle property when the dimensionality p is diverging with the sample size n . This is consistent with results in Fan and Li (2001), Fan and Peng (2004), and Zou (2006).

It is natural to ask when the non-concave penalized likelihood estimator is also a global maximizer of the penalized likelihood (2). Fan and Lv (2009) give characterizations of such a property from two perspectives: global optimality and restricted global optimality. In particular, they show that under some regularity conditions, the SCAD penalized likelihood estimator can be identical to the oracle estimator. This feature of the SCAD penalty is not shared by the L_1 penalty.

7 Concluding remarks

We now have a better picture of the role of penalty functions and the impact of dimensionality on high dimensional regression and classification. The whole story of high dimensional statistical learning is far from complete. New innovative techniques are needed and critical analyses of their relative merits are required. Issues include the characterization of optimality properties, the selection of data-driven penalty functions and parameters, the confidence in selected models and estimated parameters, group variable selection and its properties, inference after model selection, the incorporation of information on covariates, nonparametric statistical learning, manifold learning, compressed sensing, developments of high dimensional statistical techniques in other important statistical contexts, and development of robust and user-friendly algorithms and software. High dimensional statistical learning is developed to confront and address the challenges in the frontiers of scientific research and technological innovation. It interfaces nicely with many scientific disciplines and will undoubtedly further advances on emerging societal needs.

References

- Abramovich, F., Benjamini, Y., Donoho, D., and Johnstone, I. (2006). Adapting to unknown sparsity by controlling the false discovery rate. *Ann. Statist.* **34**, 584–653.
- Akaike, H. (1973). Information theory and an extension of the maximum likelihood principle. In *Second International Symposium on Information Theory* (eds. B. N. Petrov and F. Csaki), 267–281, Akademiai Kiado, Budapest.
- Akaike, H. (1974). A new look at the statistical model identification. *IEEE Trans. Auto. Control* **19**, 716–723.
- Antoniadis, A. (1996). Smoothing noisy data with tapered coiflets series. *Scand. J. Statist.* **23**, 313–330.
- Antoniadis, A. and Fan, J. (2001). Regularization of wavelets approximations (with discussion). *J. Amer. Statist. Assoc.* **96**, 939–967.
- Antoniadis, A., Lambert-Lacroix, S., and Leblanc, F. (2003). Effective dimension reduction methods for tumor classification using gene expression data. *Bioinformatics* **19**, 563–570.
- Bai, Z. D. (1999). Methodologies in spectral analysis of large dimensional random matrices, a review. *Statist. Sin.* **9**, 611–677.
- Bai, Z. D. and Yin, Y. Q. (1993). Limit of smallest eigenvalue of a large dimensional sample covariance matrix. *Ann. Probab.* **21**, 1275–1294.
- Barron, A., Birge, L., and Massart, P. (1999). Risk bounds for model selection via penalization. *Probab. Theory Related Fields* **113**, 301–413.
- Benjamini, Y. and Hochberg, Y. (1995). Controlling the false discovery rate: a practical and powerful approach to multiple testing. *J. Roy. Statist. Soc. B* **57**, 289–300.

- Bickel, P. J. (1983). Minimax estimation of a normal mean subject to doing well at a point. In *Recent Advances in Statistics* (ed. by M. H. Rizvi, J. S. Rustagi, and D. Siegmund), 511–528, Academic Press, New York.
- Bickel, P. J. (2008). Discussion of “Sure independence screening for ultrahigh dimensional feature space”. *J. Roy. Statist. Soc. B* **70**, 883–884.
- Bickel, P. J. and Levina, E. (2004). Some theory for Fisher’s linear discriminant function, “naive Bayes”, and some alternatives when there are many more variables than observations. *Bernoulli* **10**, 989–1010.
- Bickel, P. J. and Li, B. (2006). Regularization in statistics (with discussion). *Test* **15**, 271–344.
- Bickel, P. J., Ritov, Y., and Tsybakov, A. (2008). Simultaneous analysis of LASSO and Dantzig selector. *Ann. Statist.*, to appear.
- Boulesteix, A. (2004). PLS Dimension reduction for classification with microarray data. *Statistical Applications in Genetics and Molecular Biology* **3**, 1–33.
- Bradic, J., Fan, J., and Wang, W. (2009). Penalized composite quasi-likelihood for high-dimensional variable selection. *Manuscript*.
- Breiman, L. (1995). Better subset regression using the non-negative garrote. *Technometrics* **37**, 373–384.
- Breiman, L. (1996). Heuristics of instability and stabilization in model selection. *Ann. Statist.* **24**, 2350–2383.
- Bunea, F., Tsybakov, A., and Wegkamp, M. H. (2007). Sparsity oracle inequalities for the LASSO. *Elec. Jour. Statist.* **1**, 169–194.
- Bura, E. and Pfeiffer, R. M. (2003). Graphical methods for class prediction using dimension reduction techniques on DNA microarray data. *Bioinformatics* **19**, 1252–1258.
- Cai, T. and Lv, J. (2007). Discussion: The Dantzig selector: statistical estimation when p is much larger than n . *Ann. Statist.* **35**, 2365–2369.
- Cai, T., Xu, G., and Zhang, J. (2009). On recovery of sparse signals via ℓ_1 minimization. *IEEE Transactions on Information Theory*, to appear.
- Candes, E. J. and Tao, T. (2005). Decoding by linear programming. *IEEE Trans. Inform. Theory* **51**, 4203–4215.
- Candes, E. J. and Tao, T. (2006). Near-optimal signal recovery from random projections: Universal encoding strategies? *IEEE Trans. Inform. Theory* **52**, 5406–5425.
- Candes, E. and Tao, T. (2007). The Dantzig selector: Statistical estimation when p is much larger than n (with discussion). *Ann. Statist.* **35**, 2313–2404.
- Candès, E. J., Wakin, M. B., and Boyd, S. P. (2008). Enhancing sparsity by reweighted ℓ_1 minimization. *J. Fourier Anal. Appl.* **14**, 877–905.

- Cao, H.Y. (2007). Moderate deviations for two sample t -statistics. *ESAIM Probab. Statist.* **11**, 264–627.
- Chen, S., Donoho, D. L., and Saunders, M. (1999). Atomic decomposition by basis pursuit. *SIAM Journal of Scientific Computing* **20**, 33–61.
- Chiaromonte, F. and Martinelli, J. (2002). Dimension reduction strategies for analyzing global gene expression data with a response. *Mathematical Biosciences* **176**, 123–144.
- Claerbout, J. F. and Muir, F. (1973). Robust modeling of erratic data. *Geophysics* **38**, 826–844.
- Clarke, S. and Hall, P. (2009). Robustness of multiple testing procedures against dependence. *Ann. Statist.* **37**, 332–358.
- Daubechies, I., Defrise, M., and De Mol, C. (2004). An iterative thresholding algorithm for linear inverse problems with a sparsity constraint. *Comm. Pure Appl. Math.* **57**, 1413–1457.
- Dempster, A. P., Laird, N. M., and Rubin, D. B. (1977). Maximum likelihood from incomplete data via the EM algorithm. *J. Royal Statist. Soc. B* **39**, 1–38.
- Donoho, D. L. (2000). High-dimensional data analysis: The curses and blessings of dimensionality. *Aide-Memoire of a Lecture at AMS Conference on Math Challenges of the 21st Century*.
- Donoho, D. L. (2004). Neighborly polytopes and sparse solution of underdetermined linear equations. *Technical Report*, Department of Statistics, Stanford University.
- Donoho, D. L. (2006a). Compressed sensing. *IEEE Trans. Inform. Theory* **52**, 1289–1306.
- Donoho, D. L. (2006b). For most large undetermined systems of linear equations the minimal ℓ_1 -norm solution is the sparsest solution. *Comm. Pure Appl. Math.* **59**, 797–829.
- Donoho, D. L. and Elad, M. (2003). Optimally sparse representation in general (nonorthogonal) dictionaries via ℓ_1 minimization. *Proc. Natl. Acad. Sci.* **100**, 2197–2202.
- Donoho, D. L., Elad, M., and Temlyakov, V. (2006). Stable recovery of sparse overcomplete representations in the presence of noise. *IEEE Trans. Inform. Theory* **52**, 6–18.
- Donoho, D. and Huo, X. (2001). Uncertainty principles and ideal atomic decomposition. *IEEE Trans. Inform. Theory* **47**, 2845–2862.
- Donoho, D. and Jin, J. (2006). Asymptotic minimaxity of false discovery rate thresholding for sparse exponential data. *Ann. Statist.* **34**, 2980–3018.
- Donoho, D. and Jin, J. (2008). Higher criticism thresholding: optimal feature selection when useful features are rare and weak. *Proc. Natl. Acad. Sci.* **105**, 14790–14795.
- Donoho, D. L. and Johnstone, I. M. (1994). Ideal spatial adaptation by wavelet shrinkage. *Biometrika* **81**, 425–455.

- Donoho, D. L. and Stark, P. B. (1989). Uncertainty principles and signal recovery. *SIAM Journal on Applied Mathematics* **49**, 906–931.
- Dudoit, S., Shaffer, J. P., and Boldrick, J. C. (2003). Multiple hypothesis testing in microarray experiments. *Statist. Sci.* **18**, 71–103.
- Efron, B. (2007). Correlation and large-scale simultaneous significance testing. *Jour. Amer. Statist. Assoc.* **102**, 93–103.
- Efron, B., Hastie, T., Johnstone, I., and Tibshirani, R. (2004). Least angle regression (with discussion). *Ann. Statist.* **32**, 407–499.
- Efron, B., Hastie, T., and Tibshirani, R. (2007). Discussion: The Dantzig selector: statistical estimation when p is much larger than n . *Ann. Statist.* **35**, 2358–2364.
- Efron, B., Tibshirani, R., Storey, J., and Tusher, V. (2001). Empirical Bayes analysis of a microarray analysis experiment. *J. Amer. Statist. Assoc.* **99**, 96–104.
- Fan, J. (1997). Comments on “Wavelets in statistics: A review” by A. Antoniadis. *J. Italian Statist. Assoc.* **6**, 131–138.
- Fan, J. and Fan, Y. (2008). High-dimensional classification using features annealed independence rules. *Ann. Statist.* **36**, 2605–2637.
- Fan, J., Fan, Y., and Lv, J. (2008). High dimensional covariance matrix estimation using a factor model. *Journal of Econometrics* **147**, 186–197.
- Fan, J., Fan, Y., and Wu, Y. (2010). *High dimensional classification*. To appear in *High-dimensional Statistical Inference* (T. Cai and X. Shen, eds.), World Scientific, New Jersey.
- Fan, J. and Li, R. (2001). Variable selection via nonconcave penalized likelihood and its oracle properties. *J. Amer. Statist. Assoc.* **96**, 1348–1360.
- Fan, J. and Li, R. (2006). Statistical challenges with high dimensionality: Feature selection in knowledge discovery. *Proceedings of the International Congress of Mathematicians* (M. Sanz-Sole, J. Soria, J.L. Varona, and J. Verdera, eds.), Vol. **III**, 595–622.
- Fan, J. and Lv, J. (2008). Sure independence screening for ultrahigh dimensional feature space (with discussion). *J. Roy. Statist. Soc. B* **70**, 849–911.
- Fan, J. and Lv, J. (2009). Properties of non-concave penalized likelihood with NP-dimensionality. *Manuscript*.
- Fan, J. and Peng, H. (2004). Nonconcave penalized likelihood with diverging number of parameters. *Ann. Statist.* **32**, 928–961.
- Fan, J. and Ren, Y. (2006). Statistical analysis of DNA microarray data. *Clinical Cancer Research* **12**, 4469–4473.
- Fan, J., Samworth, R., and Wu, Y. (2009). Ultrahigh dimensional variable selection: beyond the linear model. *Journal of Machine Learning Research* **10**, 1829–1853.

- Fan, J. and Song, R. (2009). Sure independence screening in generalized linear models with NP-dimensionality. Revised for *Ann. Statist.*
- Foster, D. and George, E. (1994). The risk inflation criterion for multiple regression. *Ann. Statist.* **22**, 1947–1975.
- Frank, I. E. and Friedman, J. H. (1993). A statistical view of some chemometrics regression tools (with discussion). *Technometrics* **35**, 109–148.
- Friedman, J., Hastie, T., Höfling, H., and Tibshirani, R. (2007). Pathwise coordinate optimization. *Ann. Appl. Statist.* **1**, 302–332.
- Friedman, J., Hastie, T., and Tibshirani, R. (2007). Sparse inverse covariance estimation with the LASSO. *Manuscript*.
- Fu, W. J. (1998). Penalized regression: the bridge versus the LASSO. *Journal of Computational and Graphical Statistics* **7**, 397–416.
- Fuchs, J.-J. (2004). Recovery of exact sparse representations in the presence of noise. *Proc. IEEE Int. Conf. Acoustics, Speech, and Signal Processing*, 533–536.
- Ghosh, D. (2002). Singular value decomposition regression modeling for classification of tumors from microarray experiments. *Proceedings of the Pacific Symposium on Biocomputing*, 11462–11467.
- Girosi, F. (1998). An equivalence between sparse approximation and support vector machines. *Neural Comput.* **10**, 1455–1480.
- Greenshtein, E. (2006). Best subset selection, persistence in high-dimensional statistical learning and optimization under ℓ_1 constraint. *Ann. Statist.* **34**, 2367–2386.
- Greenshtein, E. and Ritov, Y. (2004). Persistence in high-dimensional predictor selection and the virtue of overparametrization. *Bernoulli* **10**, 971–988.
- Hall, P. (1987). Edgeworth expansion for Student’s t statistic under minimal moment conditions. *Ann. Probab.* **15**, 920–931.
- Hall, P. (2006). Some contemporary problems in statistical sciences. *The Madrid Intelligencer*, to appear.
- Hall, P. and Chan, Y.-B. (2009). Scale adjustments for classifiers in high-dimensional, low sample size settings. *Biometrika* **96**, 469–478.
- Hall, P., Marron, J. S., and Neeman, A. (2005). Geometric representation of high dimension, low sample size data. *J. R. Statist. Soc. B* **67**, 427–444.
- Hall, P. and Miller, H. (2009a). Using generalized correlation to effect variable selection in very high dimensional problems. *Jour. Comput. Graphical. Statist.*, to appear.
- Hall, P. and Miller, H. (2009b). Recursive methods for variable selection in very high dimensional classification. *Manuscript*.

- Hall, P., Park, B., and Samworth, R. (2008). Choice of neighbor order in nearest-neighbor classification. *Ann. Statist.* **5**, 2135–2152.
- Hall, P., Pittelkow, Y., and Ghosh, M. (2008). Theoretic measures of relative performance of classifiers for high dimensional data with small sample sizes. *J. Roy. Statist. Soc. B* **70**, 158–173.
- Hall, P., Titterington, D. M., and Xue, J.-H. (2008). Discussion of “Sure independence screening for ultrahigh dimensional feature space”. *J. Roy. Statist. Soc. Ser. B* **70**, 889–890.
- Hall, P., Titterington, D. M., and Xue, J.-H. (2009). Tilting methods for assessing the influence of components in a classifier. *Jour. Roy. Statist. Soc. B*, to appear.
- Hastie, T., Tibshirani, R., and Friedman, J. (2009). *The Elements of Statistical Learning: Data Mining, Inference, and Prediction* (2nd edition). Springer-Verlag, New York.
- Huang, J., Horowitz, J., and Ma, S. (2008). Asymptotic properties of bridge estimators in sparse high-dimensional regression models. *Ann. Statist.* **36**, 587–613.
- Huang, X. and Pan, W. (2003). Linear regression and two-class classification with gene expression data. *Bioinformatics* **19**, 2072–2078.
- Hunter, D. R. and Lange, K. (2000). Rejoinder to discussion of “Optimization transfer using surrogate objective functions.” *J. Comput. Graph. Statist.* **9**, 52–59.
- Hunter, D. R. and Li, R. (2005). Variable selection using MM algorithms. *Ann. Statist.* **33**, 1617–1642.
- James, G., Radchenko, P., and Lv, J. (2009). DASSO: connections between the Dantzig selector and LASSO. *J. Roy. Statist. Soc. B* **71**, 127–142.
- Jin, J. (2009). Impossibility of successful classification when useful features are rare and weak. *Proc. Natl. Acad. Sci.* **106**, 8859–8864.
- Jing, B. Y., Shao, Q.-M., and Wang, Q. Y. (2003). Self-normalized Cramér type large deviations for independent random variables. *Ann. Probab.* **31**, 2167–2215.
- Johnstone, I. M. (2001). On the distribution of the largest eigenvalue in principal components analysis. *Ann. Statist.* **29**, 295–327.
- Kim, Y., Choi, H., and Oh, H.S. (2008). Smoothly clipped absolute deviation on high dimensions. *Jour. Amer. Statist. Assoc.* **103**, 1665–1673.
- Kim, Y. and Kwon, S. (2009). On the global optimum of the SCAD penalized estimator. *Manuscript*.
- Koenker, R. (1984). A note on L -estimates for linear models. *Statistics and Probability Letters* **2**, 323–325.
- Koenker, R. and Bassett, G. (1978). Regression quantiles. *Econometrica* **46**, 33–50.

- Koltchinskii, V. (2008). Sparse recovery in convex hulls via entropy penalization. *Ann. Statist.*, to appear.
- Lange, K. (1995). A gradient algorithm locally equivalent to the EM algorithm. *J. Royal Statist. Soc. B* **57**, 425–437.
- Ledoux, M. (2001). *The Concentration of Measure Phenomenon*. American Mathematical Society, Cambridge.
- Ledoux, M. (2005). Deviation inequalities on largest eigenvalues. *Manuscript*.
- Lounici, K. (2008). Sup-norm convergence rate and sign concentration property of Lasso and Dantzig estimators. *Electronic Journal of Statistics* **2**, 90–102.
- Lv, J. and Fan, Y. (2009). A unified approach to model selection and sparse recovery using regularized least squares. *Ann. Statist.* **37**, 3498–3528.
- Lv, J. and Liu, J. S. (2008). New principles for model selection when models are possibly misspecified. *Manuscript*.
- Mallows, C. L. (1973). Some comments on C_p . *Technometrics* **15**, 661–675.
- McCullagh, P. and Nelder, J. A. (1989). *Generalized Linear Models*. Chapman and Hall, London.
- Meier, L., van de Geer, S., and Bühlmann, P. (2008). The group LASSO for logistic regression. *J. R. Statist. Soc. B* **70**, 53–71.
- Meinshausen, N. (2007). Relaxed LASSO. *Computnl Statist. Data Anal.* **52**, 374–393.
- Meinshausen, N. and Bühlmann, P. (2006). High dimensional graphs and variable selection with the LASSO. *Ann. Statist.* **34**, 1436–1462.
- Meinshausen, N., Rocha, G., and Yu, B. (2007). Discussion: A tale of three cousins: LASSO, L2Boosting and Dantzig. *Ann. Statist.* **35**, 2373–2384.
- Osborne, M. R., Presnell, B., and Turlach, B. A. (2000). On the LASSO and its dual. *Journal of Computational and Graphical Statistics* **9**, 319–337.
- Ravikumar, P., Lafferty, J., Liu, H., and Wasserman, L. (2009). Sparse additive models. *Jour. Roy. Statist. Soc. B*, to appear.
- Rosset, S. and Zhu, J. (2007). Piecewise linear regularized solution paths. *Ann. Statist.* **35**, 1012–1030.
- Santosa, F. and Symes, W. W. (1986). Linear inversion of band-limited reflection seismograms. *SIAM J. Sci. Statist. Comput.* **7**, 1307–1330.
- Schwartz, G. (1978). Estimating the dimension of a model. *Ann. Statist.* **6**, 461–464.
- Shen, X., Tseng, G.C., Zhang, X., and Wong, W.H. (2003). On ψ -learning. *Jour. Ameri. Statist. Assoc.* **98**, 724–734.

- Silverstein, J. W. (1985). The smallest eigenvalue of a large dimensional Wishart matrix. *Ann. Probab.* **13**, 1364–1368.
- Storey, J. D. and Tibshirani R. (2003). Statistical significance for genome-wide studies. *Proc. Natl. Aca. Sci.* **100**, 9440–9445.
- Taylor, H. L., Banks, S. C., and McCoy, J. F. (1979). Deconvolution with the ℓ_1 norm. *Geophysics* **44**, 39–52.
- Tibshirani, R. (1996). Regression shrinkage and selection via the LASSO. *J. Roy. Statist. Soc. B* **58**, 267–288.
- Tibshirani, R., Hastie, T., Narasimhan, B., and Chu, G. (2002). Diagnosis of multiple cancer types by shrunken centroid of gene expression. *Proc. Natl. Acad. Sci.* **99**, 6567–6572.
- Tibshirani, R., Hastie, T., Narasimhan, B., and Chu, G. (2003). Class prediction by nearest shrunken centroids, with applications to DNA microarrays. *Statist. Sci.* **18**, 104–117.
- Tropp, J. A. (2006). Just relax: convex programming methods for identifying sparse signals in noise. *IEEE Transactions on Information Theory* **5**, 1030–1051.
- van de Geer, S. (2008). High-dimensional generalized linear models and the LASSO. *Ann. Statist.* **36**, 614–645.
- Vapnik, V. (1995). *The Nature of Statistical Learning*. Springer-Verlag, New York.
- Wainwright, M. J. (2006). Sharp thresholds for high-dimensional and noisy recovery of sparsity. *Technical Report*, Department of Statistics, UC Berkeley.
- Wang, H., Li, R., and Tsai, C.-L. (2007). Tuning parameter selectors for the smoothly clipped absolute deviation method. *Biometrika* **94**, 553–568.
- Wu, T. T. and Lange, K. (2008). Coordinate descent algorithms for LASSO penalized regression. *Ann. Appl. Stat.* **2**, 224–244.
- Yuan, M. and Lin, Y. (2006). Model selection and estimation in regression with grouped variables. *Jour. Roy. Statist. Soc. B* **68**, 49–67.
- Zhang, C.-H. (2009). Penalized linear unbiased selection. *Ann. Statist.*, to appear.
- Zhang, C.-H. and Huang, J. (2008). The sparsity and bias of the LASSO selection in high-dimensional linear regression. *Ann. Statist.* **36**, 1567–1594.
- Zhang, Y. and Li, R. (2009). Iterative conditional maximization algorithm for nonconcave penalized likelihood. *IMS Lecture Notes-Monograph Series*, to appear.
- Zhao, P. and Yu, B. (2006). On model selection consistency of LASSO. *Journal of Machine Learning Research* **7**, 2541–2563.
- Zou, H. (2006). The adaptive LASSO and its oracle properties. *J. Amer. Statist. Assoc.* **101**, 1418–1429.

- Zou, H. and Hastie, T. (2005). Regularization and variable selection via the elastic net. *Jour. Roy. Statist. Soc. B* **67**, 301–320.
- Zou, H., Hastie, T., and Tibshirani, R. (2004). Sparse principal component analysis. *Technical report*.
- Zou, H. and Li, R. (2008). One-step sparse estimates in nonconcave penalized likelihood models (with discussion). *Ann. Statist.* **36**, 1509–1566.
- Zou, H. and Yuan, M. (2008). Composite quantile regression and the oracle model selection theory. *Ann. Statist.* **36**, 1108–1126.