

The role of the background in the extraction of resonance contributions from meson-baryon scattering

M. Döring^a, C. Hanhart^{a,b}, F. Huang^c, S. Krewald^{a,b}, U.-G. Meißner^{a,b,d}

^a*Institut für Kernphysik and Jülich Center for Hadron Physics, Forschungszentrum Jülich, D-52425 Jülich, Germany*

^b*Institute for Advanced Simulation, Forschungszentrum Jülich, D-52425 Jülich, Germany*

^c*Department of Physics and Astronomy, University of Georgia, Athens, GA 30602, USA*

^d*Helmholtz-Institut für Strahlen- und Kernphysik (Theorie) and Bethe Center for Theoretical Physics, Universität Bonn, Nußallee 14-16, D-53115 Bonn, Germany*

Abstract

The separation of background and resonance contributions in pion-nucleon scattering is an often discussed issue. We investigate to what extent the background can be separated from the pole contribution. For illustration we use results from an analytic model for the meson-baryon interaction derived from meson exchange. We focus on the two distinct cases of an elastic and a highly inelastic resonance, namely the $\Delta(1232)$ and the $\Delta^*(1700)$. Our results are also relevant for studies of dynamically generated resonances and attempts to extract bare quantities from hadronic models to be compared to quark model results.

Key words: meson-baryon scattering, baryon resonances, dynamically generated resonances

PACS: 14.20.Gk, 13.75.Gx, 11.80.Gw, 24.10.Eq

1. Introduction

The πN interaction is one of the main sources of information about the baryon spectrum, which is presently under experimental investigation, see e.g. Ref. [1]. Information about the mass, width, and decay of baryon resonances serves as a testing ground for models of the internal structures of the nucleon and its excited states.

Most of the four and three star resonances listed by the PDG [2] have been obtained by partial wave analyses followed by a model dependent analysis of the partial wave amplitudes e.g. in terms of a background and Breit Wigner resonances [3, 4]. In the energy range between 2 and 3 GeV, presently under experimental investigation, resonances start to overlap and the background may show some non-trivial structures. This situation calls for more sophisticated theoretical analyses. E.g., in the partial wave analyses of Refs. [3, 5], poles in the complex plane of the scattering energy are determined that are identified with resonances. Models of the K matrix type [6, 7, 8, 9, 10, 11] and unitarized meson exchange models [12, 13, 14, 15, 16] have been constructed in the past to access pion nucleon scattering.

Another issue of relevance in this context is the question, if it is possible to remove the hadronic contributions from observables in a model independent way to allow access to quantities that can be identified with those calculated from the quark model [17, 18] — see also Ref. [19] for a recent discussion of the subject. Such an analysis assumes that a clean cut separation of pole and non-pole parts is possible. Also this issue will be discussed below.

And last but not least there is an increasing number of publications claiming a molecular nature of various hadrons mainly based on amplitudes from chiral perturbation theory unitarized by some means. For the case of the $N^*(1535)$ considered later, see e.g. Refs. [20, 21, 22]. Thus, those singularities of the S -matrix emerge from the iteration of background terms and not via the inclusion of s -channel poles. In most cases in these analyses there was typically only a qualitative agreement of the theoretical results with experimental data. In this work we will demonstrate that such a procedure might be misleading: if an inclusion of a genuine pole term is necessary to achieve a high quality description of the data, this pole might well repel strongly the dynamically generated one and lead to a very different picture. The importance of a high quality description of the data was already stressed in Ref. [23], where πN scattering was analyzed within the chiral unitary approach and the interplay of genuine and dynamically generated resonances was thoroughly investigated. In any case, observable quantities that allow one to distinguish between hadronic molecules and more elementary states are urgently called for. For s -wave states close to thresholds this is discussed in Refs. [24].

2. Generalities

Within a theoretical model it is always possible to separate an amplitude into a pole and a non-pole part

$$T = T^P + T^{\text{NP}} \quad (1)$$

where the pole part T^P is defined as the set of diagrams that is 1-particle reducible, i.e. there is at least one s -channel exchange. Usually, the non-pole, 1-particle irreducible part T^{NP}

Email address: m.doering@fz-juelich.de (M. Döring)

comes from meson exchange and u -channel processes collected into the non-pole potential V^{NP} which is then unitarized using some dynamical equation — see Eq. (4) below. This contribution is referred to as “background”. The separation of the type of Eq. (1) is widely used in the literature, see e.g. [25, 26].

For a comparison with experiment, the poles and residues of the S-matrix are the relevant quantities. Therefore, we investigate the Laurent expansion around resonance poles. For an amplitude with a single resonance and a pole at z_0 one may therefore write

$$T = \frac{a_{-1}}{z - z_0} + a_0 + \mathcal{O}(z - z_0), \quad (2)$$

where z is the scattering energy, a_{-1} is the residue, and a_0 is a constant. In this study, we address the relation between a_0 and T^{NP} .

To illustrate the discussion we use the amplitudes of the Jülich model, an analytic coupled channel model based on meson exchange that respects two-body unitarity. This model has been developed over the past few years [14, 15], with its current form, as used in this study, given in Ref. [16]. The coupled channel scattering equation is given by

$$T = V + VGT \quad (3)$$

where indices and sums over intermediate quantum numbers have been suppressed. The VGT term implies an integration of the three-momentum. G is the intermediate meson baryon propagator of the stable channels πN and ηN , and the channels involving quasiparticles, σN , ρN , and $\pi\Delta$. The pseudopotential V iterated in Eq. (3) is constructed from an effective interaction based on the Lagrangians of Wess and Zumino [27], supplemented by additional terms [15, 16] for including the Δ isobar, the ω , η , a_0 meson, and the σ . All these terms contribute to the non-pole part. The pole part is given by baryonic resonances up to $J = 3/2$ that have been included in V as bare s channel propagators. The resonances obtain their width from the rescattering provided by Eq. (3).

In order to discuss the decomposition from Eq. (1), it is necessary to determine the pole contribution T^{P} from the non-pole part T^{NP} , i.e. from the set of diagrams that is 1-particle irreducible. For this, we define the quantities

$$\begin{aligned} T^{\text{NP}}(d, c) &= V^{\text{NP}}(d, c) + V^{\text{NP}}(d, e)G(e)T^{\text{NP}}(e, c) \\ \Gamma_D^{(\dagger)}(i, c) &= \gamma_B^{(\dagger)}(i, c) + \gamma_B^{(\dagger)}(i, d)G(d)T^{\text{NP}}(d, c) \\ \Gamma_D(c, i) &= \gamma_B(c, i) + T^{\text{NP}}(c, d)G(d)\gamma_B(d, i) \\ \Sigma(i, j) &= \gamma_B^{(\dagger)}(i, c)G(c)\Gamma_D(c, j) \end{aligned} \quad (4)$$

where $\Gamma_D^{(\dagger)}$ (Γ_D) are the dressed creation (annihilation) vertices and Σ is the self-energy. Integrals and sums over intermediate states are not explicitly denoted in Eq. (4). The bare vertices γ_B are derived from Lagrangians and provide bare parameters that are fitted to the partial waves [16]. Note that for a simple energy and momentum independent s wave interaction, $\gamma_B^{(\dagger)} = \gamma_B$ while for higher spin and partial waves the connection between bare creation and annihilation vertices can be more complicated. The indices i, j indicate the resonance, while c, d are indices in channel space. The dressed vertex, the self-energy and

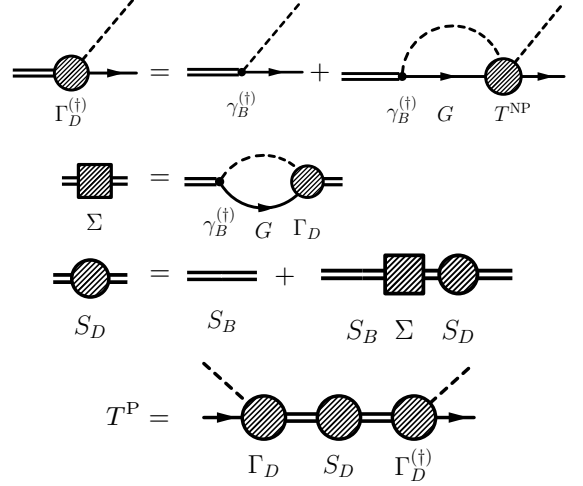


Figure 1: Diagrammatic representation the bare vertices γ_B , dressed vertices Γ_D , self-energy Σ , dressed propagator S_D , and pole part T^{P} .

the dressed propagator are schematically displayed in Fig. 1. Note, while for the stable channels (πN , ηN), T^{NP} is individually two-body unitary, since it follows from solving a Lippmann Schwinger equation and V^{NP} is hermitian, T^{P} is not ¹.

With the quantities from Eq. (4), the pole part is given by

$$\begin{aligned} T^{\text{P}}(c, c') &= \Gamma_D(c, i)S_D(i, j)\Gamma_D^{(\dagger)}(j, c'), \\ S_D^{-1} &= S_B^{-1} - \Sigma, \\ S_B^{-1} &= z - M_0 \end{aligned} \quad (5)$$

where S_D (S_B) is the dressed (bare) resonance propagator and M_0 is the bare mass. The pole part is indicated schematically in Fig. 1.

One can expand the amplitude in a Laurent series as shown in Eq. (2). In fact, it is possible to express a_{-1} and a_0 in terms of the dressed quantities from Eq. (4),

$$\begin{aligned} a_{-1} &= \frac{\Gamma_D \Gamma_D^{(\dagger)}}{1 - \frac{\partial}{\partial z} \Sigma} \\ a_0 &= T^{\text{NP}} + a_0^{\text{P}} \\ a_0^{\text{P}} &= \frac{a_{-1}}{\Gamma_D \Gamma_D^{(\dagger)}} \left(\frac{\partial}{\partial z} (\Gamma_D \Gamma_D^{(\dagger)}) + \frac{a_{-1}}{2} \frac{\partial^2}{\partial z^2} \Sigma \right). \end{aligned} \quad (6)$$

All quantities on the right-hand side are evaluated at the pole position $z = z_0$. As Eq. (6) shows, the constant a_0 receives a contribution from T^{P} , which makes the identification of T^{NP} as background problematic. This will be discussed in detail in the next section.

For the pole search and the calculation of a_{-1} , a_0 , one has to analytically continue the amplitude to unphysical sheets [29].

¹It should be mentioned that in principle the formalism is also three-body unitary for it follows closely that of Ref. [28]; however, the three-body unitarity is only approximate here, due to approximations in the σN , ρN , and $\pi\Delta$ propagators. But these technical details are irrelevant for the discussions of this paper.

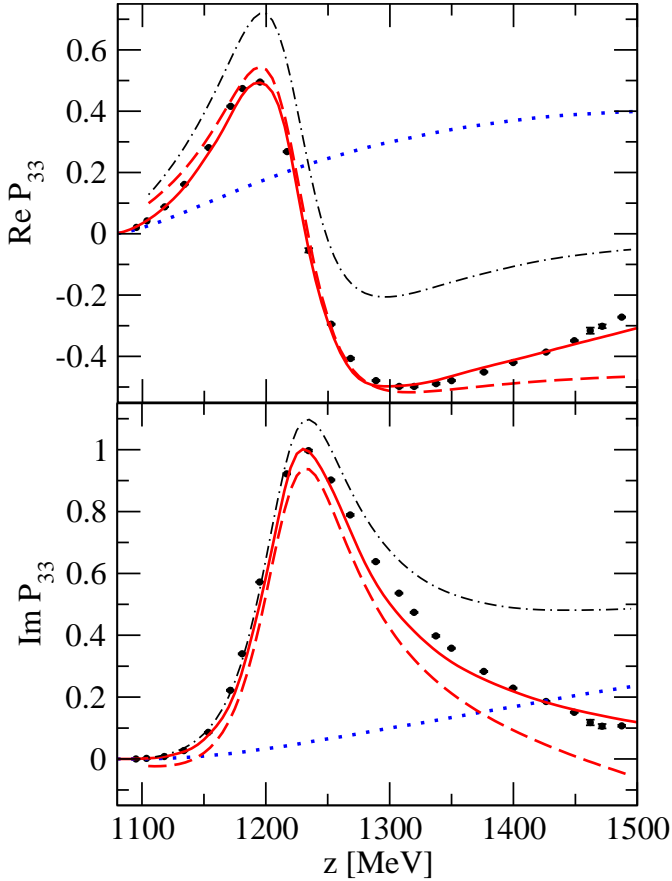


Figure 2: The P_{33} partial wave in $\pi N \rightarrow \pi N$. The data points are from the single energy solution of Ref. [3]. The red solid (blue dotted) lines show the full T (non-pole part T^{NP}) from Eq. (1). The black dashed dotted [red dashed] lines show the results from Eq. (8) [Eq. (9)].

There are several technical details to consider which are explained in detail in Ref. [30]. With respect to the stable channels πN and ηN , the poles are searched for on the second sheet if the pole position is above threshold. If the pole is below threshold it is on the first or the second sheet for a bound and a virtual state, respectively. With respect to the unstable channels σN , ρN , and $\pi \Delta$, the poles are searched for on the sheet that is obtained from the analytic continuation of the self-energy of the unstable particle; poles on the third and fourth σN , ρN , or $\pi \Delta$ sheets contribute little to the amplitude on the physical axis [30].

3. Results

In Fig. 2 the amplitude τ for the P_{33} partial wave is plotted. The connection to the T matrix from Eq. (1) is given by

$$\tau = -\frac{\pi k E \omega}{z} T \quad (7)$$

where $k(E, \omega)$ are the on-shell three momentum (nucleon, pion energies) of the πN channel. The data points in Fig. 2 refer to the single energy solution (SES) of the GWDAC partial wave analysis [3] for $\pi N \rightarrow \pi N$. The red solid lines show the full

Table 1: The constant terms $a_0 = T^{\text{NP}} + a_0^{\text{P}}$ ($\pi N \rightarrow \pi N$ channel) from the Laurent expansion around the pole positions, for some resonances, in units of $[10^{-7} \text{ MeV}^{-2}]$. The ratio $|T^{\text{NP}} + a_0^{\text{P}}/T^{\text{NP}}|$ is shown in the last column.

	T^{NP}	a_0^{P}	Ratio
$\Delta(1232) P_{33}$	$-16.7 - 3.57i$	$17.1 + 10.6i$	0.4
$N^*(1520) D_{13}$	$-4.62 - 0.56i$	$3.03 + 1.23i$	0.4
$\Delta^*(1620) S_{31}$	$9.01 - 6.37i$	$-1.21 + 0.24i$	0.9
$\Delta^*(1700) D_{33}$	$0.80 - 0.52i$	$0.40 + 0.11i$	1.3
$N^*(1720) P_{13}$	$1.76 - 0.10i$	$0.45 - 0.56i$	1.3
$\Delta^*(1910) P_{31}$	$4.58 - 2.76i$	$-0.78 + 0.24i$	0.9

solution of the Jülich model in its current form [16], i.e. T from Eq. (1). The blue dotted lines show the non-pole part T^{NP} as defined in the decomposition from Eq. (1).

As we have already seen in the discussion of Eq. (6), it is not clear what should be considered as “background” of the amplitude. To understand whether the decomposition from Eq. (1) has a physical meaning, we make the following tests: For a given residue, extracted from the amplitude of the Jülich model, we add T^{NP} ,

$$T_1(z) \sim a_{-1}/(z - z_0) + T^{\text{NP}}(z). \quad (8)$$

The results are shown in Fig. 2 as the black dashed dotted line. As an alternative, one may choose to parameterize the data via a Laurent series around the pole. This gives

$$T_2(z) \sim a_{-1}/(z - z_0) + a_0 \quad (9)$$

and is shown as the red dashed lines in Fig. 2.

For P_{33} , it is obvious that the full solution is better described by Eq. (9) than by Eq. (8). The reason is that there is a large contribution a_0^{P} from the pole part T^{P} to a_0 according to Eq. (6). Eq. (8) corresponds to neglecting a_0^{P} . Thus, identifying T^{NP} with the background is not appropriate in this case; instead, a systematic expansion around the pole position in a Laurent series takes the constant contributions from both pole and non-pole part into account properly.

Comparing the results from Eqs. (8) and (9) in Fig. 2, a partial cancellation becomes visible, i.e. $a_0^{\text{P}} \sim -T^{\text{NP}}$. For another strong πN resonance (not shown here), the $N^*(1520)D_{13}$, we observe a similar behavior, as shown in Table 1. In the last column, a ratio close to zero indicates the partial cancellation.

In order to understand the underlying cancellation mechanism, the complex z plane in P_{33} is inspected as shown in Fig. 3. The light blue surface shows the non-pole part T^{NP} , the dark red surface shows the full amplitude $T = T^{\text{P}} + T^{\text{NP}}$. In the full solution, the large $\Delta(1232)$ pole at $z_0 = 1218 + 45i$ MeV is clearly visible. Surprisingly, there is a pole in T^{NP} , close to the πN threshold and far in the complex plane at $\tilde{z}_0 = 1074 + 229i$ MeV. This pole is dynamically generated from the unitarization provided by the scattering equation (3). It is a nonperturbative structure which on the physical axis appears as a substantial background (blue dotted lines in Fig. 2).

The attraction and subsequent pole formation in the unitarization could be traced back to the nucleon exchange potential

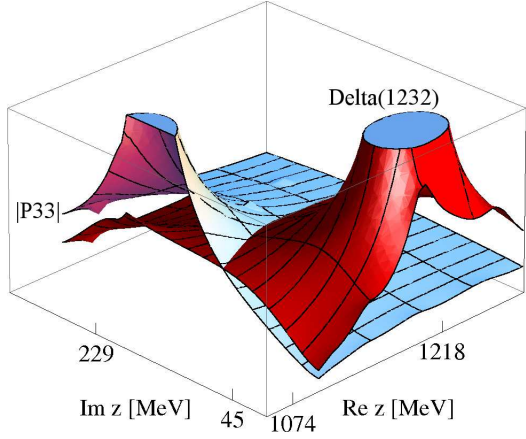


Figure 3: The P_{33} amplitude [arbitrary units] on the unphysical sheet as a function of z . The light blue surface shows T^{NP} , the dark red surface $T = T^{\text{P}} + T^{\text{NP}}$ with the $\Delta(1232)$. Note that in the sum $T^{\text{P}} + T^{\text{NP}}$, the dynamically generated background pole at $\tilde{z}_0 = 1074 + 229i$ MeV has disappeared.

in the $\pi N \rightarrow \pi N$ transition of the Jülich model (cf. Eq. (A5) of Ref. [15]). Switching off all other transitions and channels in V^{NP} of Eq. (4), around half of the rise of $\text{Re } T^{\text{NP}}$ in Fig. 2 is obtained. Together with the correlated two pion exchange (cf. Eqs. (A6, A7) of Ref. [15]), large part of the rise can be explained. This result is confirmed by the fact that the πN residue of the pole at $\tilde{z}_0 = 1074 + 229i$ MeV is $\sqrt{a_{-1}} = (11 - 18i) \cdot 10^{-3} \text{ MeV}^{-1/2}$, which is much larger than the residue to the other channels ρN and $\pi\Delta$.

Once the pole part T^{P} is added to T^{NP} , this pole has disappeared, i.e. T around \tilde{z}_0 shows no pole structure in Fig. 3.

Poles in T^{NP} are indeed systematically cancelled in the sum $T^{\text{NP}} + T^{\text{P}}$; the reason is the appearance of T^{NP} in T^{P} as shown in Eq. (4). For a qualitative understanding, we consider a one-channel case with separable potentials and a loop function G . Given a bare coupling b , we can write the pole part T^{P} matrix from Eqs. (4,5) as

$$T^{\text{P}} = \frac{b^2 (1 + G T^{\text{NP}})^2}{z - M_0 - \Sigma}, \quad \Sigma = b^2 G (1 + T^{\text{NP}} G). \quad (10)$$

The dynamically generated pole in the background of P_{33} at $z = \tilde{z}_0$ is to leading order given by the residue term with \tilde{a}_{-1} ; thus we approximate $T^{\text{NP}} \sim \tilde{a}_{-1}/(z - \tilde{z}_0)$. Inserting this expression in Eq. (10), we obtain

$$T^{\text{NP}} + T^{\text{P}} = \frac{b^2(z - \tilde{z}_0 + \tilde{a}_{-1} G) + \tilde{a}_{-1}(z - M_0)}{(z - \tilde{z}_0)(z - M_0) - b^2 G(z - \tilde{z}_0 + \tilde{a}_{-1} G)} \quad (11)$$

which is finite at $z = \tilde{z}_0$ for $b \neq 0$, i.e. the pole at \tilde{z}_0 has disappeared. The denominator of Eq. (11) still has two zeros, one at the physical $\Delta(1232)$ position, and another one far in the complex plane ($\text{Im } z > 400$ MeV) with only a small contribution on the physical axis. The full amplitude on the real z axis is dominated by the $\Delta(1232)$.

Furthermore, even in this qualitative model, it is possible to see that for a_0 , evaluated using Eq. (6), $a_0^{\text{P}} \sim -T^{\text{NP}}$ at the pole

position of the $\Delta(1232)$. This comes from the z dependence of the leading order term $T^{\text{NP}} \sim \tilde{a}_{-1}/(z - \tilde{z}_0)$, that enters in the calculation of a_0^{P} in Eq. (6).

The picture is now complete: T^{NP} is a nonperturbative structure associated with a dynamically generated pole in the complex plane. Once the pole part with the $\Delta(1232)$ is added, the dynamically generated pole is driven far into the complex plane. For the Laurent expansion at the $\Delta(1232)$ pole, one finds $a_0^{\text{P}} \sim -T^{\text{NP}}$; for the amplitude on the physical axis, this corresponds to the cancellation of T^{NP} , when the pole part is added. The full amplitude $T = T^{\text{P}} + T^{\text{NP}}$ is then dominated by a clean $\Delta(1232)$ resonance.

This picture supports also the framework of isobar models, in which the interaction is dominated by resonances alone: as we have seen, large, nonperturbative structures in T^{NP} can be systematically cancelled, resulting in a resonance dominated amplitude.

The cancellation of the pole as discussed following Eq. (11) always takes place. However, the poles can be weakly correlated, if, e.g., they are far away from each other. In such cases, although the pole is cancelled, it will reappear close to the original position and with similar residue, once the genuine pole is added. In this scenario, the genuine pole appears as a rather weak perturbation. This behavior has been confirmed in numerical simulations.

Another question concerns the situation, when the two interacting poles are on different Riemann sheets. Recently, an example of such a situation has been found (Sec. 3 of Ref. [30]): within the Jülich model, a dynamically generated pole is found in the D_{13} partial wave on the third (hidden) ρN sheet. This pole in T^{NP} at $\tilde{z}_0 = 1613 - 83i$ MeV is visible at the physical axis at around $z \sim 1.7$ GeV, because of the ρN branch point in the complex plane. The resonance is mainly generated from the attraction in the ρN channel; note a similar structure has been found recently in Ref. [31].

However, there is another resonance in the same partial wave: Once the $N^*(1520)$ is added as a genuine state (T^{P}), it develops a pole on the second (non-hidden) ρN sheet. At the same time, the dynamically generated pole in T^{NP} on the third ρN sheet is driven far away to the complex plane in the sum $T = T^{\text{P}} + T^{\text{NP}}$. In T on the physical axis, the resonant structure at around $z \sim 1.7$ GeV has disappeared, and only the dominant $N^*(1520)$ is visible in πN scattering. We thus do not identify the dynamically generated pole with an $N^*(1700)D_{13}$ resonance [2].

In the D_{13} partial wave, there is thus a similar mechanism of pole repulsion as previously discussed for P_{33} ; indeed, the ratio in Table 1 is as small as for the P_{33} partial wave. For the other partial waves listed in Table 1, the ratio is much larger and indeed we could not find any poles in T^{NP} for these cases within the allowed range of $\text{Im } z < 200$ MeV [30].

While the extreme situation $a_0^{\text{P}} \simeq -T^{\text{NP}}$ is tied to appearance of poles in T^{NP} within the present model, even for those cases with ratio closer to 1, a_0^{P} is never zero; the pole part always contributes to the constant term, making an identification of T^{NP} as “background” questionable.

It should be clear that the presence of the pole in T^{NP} is a property of the model and not a general one. E.g. πN scattering

can well be studied within chiral perturbation theory with an explicit Δ field [32, 33]. Then, the background amplitudes are treated perturbatively and accordingly no pole is generated in the complex plane. On the other hand, pole terms may be added in a consistent manner [33]. Correspondingly, the contribution of the non-pole parts to the $\Delta(1232)$ properties will be very different. Thus, splitting the features of the P_{33} partial wave into bare pole and background contribution is model dependent and has no physical significance. Nonetheless, the physical pole of the $\Delta(1232)$ has been separated in the three analyses [3, 4, 34] quoted by the PDG [2], with pole positions in close agreement.

The splitting into T^P and T^{NP} is also responsible for the renormalization of the bare vertex; indeed, the dressed vertex Γ_D depends on the bare vertex γ_B and T^{NP} as Eq. (4) shows. This gives a negative answer to the question raised in the Introduction, whether it is possible to extract bare quantities such as γ_B in a model independent way: In the Jülich model, $|\Gamma_D - \gamma_B|/\gamma_B = 0.45$ at the $\Delta(1232)$ pole position, i.e. there is a 45 % renormalization of the bare vertex, coming from the model dependent part T^{NP} .

Finally, let us mention that within the analytic model as given in Eq. (10) it is easy to compensate a change in the bare coupling b by a different regulator for the loop function G , with very similar phase shifts on the physical axis. This further points at the model dependence of the size of the bare coupling.

While the model dependence of γ_B has been demonstrated, the question remains whether the dressed vertex Γ_D from Eq. (4) is a physically meaningful quantity. Yet, only the residue provides a well defined expansion parameter of the amplitude [35]. As Eq. (6) shows, there is a difference between a_{-1} and Γ_D , given by the Z factor $1 - \Sigma'$. In the Jülich model, for the $\Delta(1232)$ the ratio $|(g - \Gamma_D)/g| = 0.40$ ($g = \sqrt{a_{-1}}$) is also large which implies that Γ_D , without the Z factor, can substantially depend on the separation into T^{NP} and T^P .

The observed cancellation $a_0^P \sim -T^{\text{NP}}$ is only given for the $\Delta(1232)$ and $N^*(1520)$ as Table 1 shows. For other resonances, the ratio in the last column is close to one, i.e. a_0^P is small and there is no cancellation with T^{NP} ; instead, the naive identification of T^{NP} as background is justified reasonably well. As an example, we show the D_{33} partial wave in Fig. 4. The $\Delta(1700)D_{33}$ is a wide resonance with a pole at $z_0 = 1637 - 118i$ MeV. It is quite inelastic in πN and there is a substantial background. In principle, one could expect a cancellation similar to that of the $\Delta(1232)$. This is, however, not the case and a_0^P is small as Table 1 shows. Inspecting the complex z plane of the D_{33} partial wave, there is no pole in T^{NP} .

The cancellation behavior $a_0^P \sim -T^{\text{NP}}$ is only present for the low energy resonances as Table 1 shows. For the higher N^{**} 's and Δ^{**} 's we inspected, the ratio is close to 1; even if there are dynamically generated resonances in T^{NP} at higher energies, their poles are so far in the complex plane that they hardly interact with the genuine states. In fact, for the partial waves of these higher states, we have found no poles in T^{NP} up to $|\text{Im} z| = 400$ MeV.

In Table 1, the ratio for the $\Delta^*(1700)$ is 1.3, i.e. there is a certain but modest contribution coming from a_0^P . In Fig. 4 we show the background, full solution and the results from Eqs. (8,

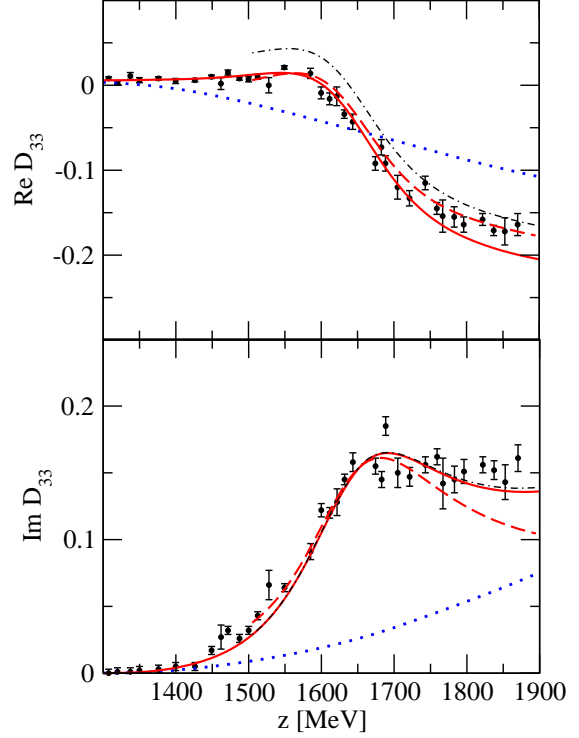


Figure 4: The D_{33} partial wave in $\pi N \rightarrow \pi N$. See Fig. 2 for labels of the curves.

9), with the same line styles as in Fig. 2. Similar as for the P_{33} , the systematic expansion in a Laurent series around the pole (dashed lines) delivers a better approximation in $\text{Re} D_{33}$ than the naive summation of T^{NP} plus residue term (dashed dotted lines). Yet, above the pole position, the situation is opposite in $\text{Im} D_{33}$, and Eq. (8) better. This is simply due to the fact that away from the pole position, higher order contributions in the Laurent expansion become important; while we consider the expansion only up to the a_0 term, T^{NP} includes those. Thus, the high energy tail of the $\Delta^*(1700)$ in $\text{Im} D_{33}$ is better modelled by Eq. (8) than by Eq. (9).

In any case, apart from these details, for the D_{33} partial wave the naive picture to identify T^{NP} as background is qualitatively justified. As pointed out before, there is, other than in the $\Delta(1232)$ partial wave, no pole in T^{NP} ; although T^{NP} is not small, it is perturbative.

The interaction of a pole in T^{NP} and the pole term T^P , as found here for the $\Delta(1232)$, has also implications for unitarized chiral perturbation theory ($U\chi\text{PT}$), in which resonances appear dynamically generated from unitarization [20, 21, 22]. We do not discuss the validity of such models here. Yet, in some $U\chi\text{PT}$ models of the $N^*(1535)S_{11}$ [20, 21], the pole of the $N^*(1650)S_{11}$ is not considered. In case of the $\Delta(1232)$, we have seen previously that the genuine pole term has a large impact both on position and properties of the dynamical resonance; for the S_{11} this implies that the resonance interference of the two N^{**} 's should not be neglected.

4. Summary

The standard decomposition into T^P and T^{NP} is model dependent. As far as the question of the background is concerned, the pole part T^P provides a nonzero constant term a_0^P making the identification of T^{NP} as background problematic.

The non-pole part T^{NP} from meson exchange and u -channel processes can be large and provide a nonperturbative amplitude. This amplitude enters in the determination of bare and dressed vertices; thus, a physically meaningful measure of the resonance coupling strength, independent of the decomposition into pole and non-pole part, is only given by the residue.

In the $P_{33} \pi N$ channel, T^{NP} is non-perturbative and has a pole in the complex plane. However, such poles in T^{NP} can be systematically cancelled, once the s -channel part T^P is added; as a consequence, the full amplitude is dominated by a genuine resonance with a negligible background. Yet, as we have seen in the D_{33} partial wave, even a significant background can be perturbative, and in this case the naive picture to consider T^{NP} as background is justified.

The work of M.D. is supported by DFG (Deutsche Forschungsgemeinschaft, GZ: DO 1302/1-1). This work is supported in part by the Helmholtz Association through funds provided to the virtual institute “Spin and Strong QCD” (VH-VI-231), by the EU-Research Infrastructure Integrating Activity “Study of Strongly Interacting Matter” (HadronPhysics2, grant n. 227431) under the Seventh Framework Program of EU and by the DFG (TR 16). F.H. is grateful to the support from the Alexander von Humboldt Foundation and the COSY FFE grant No. 41445282 (COSY-58).

References

- [1] *11th Workshop on the Physics of Excited Nucleons, NSTAR 2007*, 5.-8.9. 2007, Eur. Phys. J. A **35**, 253-331 (2008)
- [2] C. Amsler *et al.* [Particle Data Group], Phys. Lett. B **667**, 1 (2008).
- [3] R. A. Arndt, W. J. Briscoe, I. I. Strakovsky and R. L. Workman, Phys. Rev. C **74**, 045205 (2006).
- [4] R. E. Cutkosky, C. P. Forsyth, R. E. Hendrick and R. L. Kelly, Phys. Rev. D **20**, 2839 (1979).
- [5] R. L. Workman and R. A. Arndt, Phys. Rev. C **79**, 038201 (2009).
- [6] A. V. Sarantsev, V. A. Nikonov, A. V. Anisovich, E. Klempt and U. Thoma, Eur. Phys. J. A **25**, 441 (2005).
- [7] A. V. Anisovich, A. Sarantsev, O. Bartholomy, E. Klempt, V. A. Nikonov and U. Thoma, Eur. Phys. J. A **25**, 427 (2005).
- [8] D. M. Manley and E. M. Saleski, Phys. Rev. D **45**, 4002 (1992).
- [9] T. Feuster and U. Mosel, Phys. Rev. C **58**, 457 (1998).
- [10] V. Shklyar, H. Lenske, U. Mosel and G. Penner, Phys. Rev. C **71**, 055206 (2005) [Erratum-ibid. C **72**, 019903 (2005)].
- [11] T. P. Vrana, S. A. Dytman and T. S. H. Lee, Phys. Rept. **328**, 181 (2000).
- [12] T. Sato and T. S. H. Lee, Phys. Rev. C **54**, 2660 (1996).
- [13] Y. Surya and F. Gross, Phys. Rev. C **53**, 2422 (1996).
- [14] C. Schutz, J. Haidenbauer, J. Speth and J. W. Durso, Phys. Rev. C **57**, 1464 (1998).
- [15] O. Krehl, C. Hanhart, S. Krewald and J. Speth, Phys. Rev. C **62**, 025207 (2000).
- [16] A. M. Gasparyan, J. Haidenbauer, C. Hanhart and J. Speth, Phys. Rev. C **68**, 045207 (2003).
- [17] T. Sato and T. S. Lee, arXiv:0902.3653 [nucl-th].
- [18] S. Ceci, A. Svarc and B. Zauner, Eur. Phys. J. C **58** (2008) 47.
- [19] S. Capstick *et al.*, Eur. Phys. J. A **35**, 253 (2008).
- [20] N. Kaiser, P. B. Siegel and W. Weise, Phys. Lett. B **362** (1995) 23.

- [21] T. Inoue, E. Oset and M. J. Vicente Vacas, Phys. Rev. C **65**, 035204 (2002).
- [22] J. Nieves and E. Ruiz Arriola, Phys. Rev. D **64**, 116008 (2001).
- [23] U.-G. Meißner and J. A. Oller, Nucl. Phys. A **673**, 311 (2000).
- [24] V. Baru, J. Haidenbauer, C. Hanhart, Yu. Kalashnikova and A. E. Kudryavtsev, Phys. Lett. B **586**, 53 (2004); C. Hanhart, Eur. Phys. J. A **35**, 271 (2008).
- [25] I. R. Afnan and B. Blankleider, Phys. Rev. C **22**, 1638 (1980).
- [26] A. Matsuyama, T. Sato and T. S. Lee, Phys. Rept. **439**, 193 (2007).
- [27] J. Wess and B. Zumino, Phys. Rev. **163**, 1727 (1967).
- [28] R. Aaron, R. D. Almado and J. E. Young, Phys. Rev. **174**, 2022 (1968).
- [29] N. Suzuki, T. Sato and T. S. Lee, Phys. Rev. C **79**, 025205 (2009).
- [30] M. Döring, C. Hanhart, F. Huang, S. Krewald and U.-G. Meißner, Nucl. Phys. A **829**, 170 (2009), arXiv:0903.4337 [nucl-th].
- [31] E. Oset and A. Ramos, arXiv:0905.0973 [hep-ph].
- [32] T. R. Hemmert, B. R. Holstein and J. Kambor, Phys. Lett. B **395** (1997) 89; P. J. Ellis and H. B. Tang, Phys. Rev. C **57** (1998) 3356; N. Fettes and U.-G. Meißner, Nucl. Phys. A **679** (2001) 629.
- [33] V. Pascalutsa and D. R. Phillips, Phys. Rev. C **67** (2003) 055202.
- [34] Höhler, πN Newsletter **9** 1 (1993).
- [35] D. Djukanovic, J. Gegelia and S. Scherer, Phys. Rev. D **76**, 037501 (2007).