

Age and Winning in the Professional Golf Tours

By: Gizachew Tiruneh, Department of Political Science, University of Central Arkansas,
September, 2008

Most professional golfers and analysts think that winning in the PGA Tour peaks when golfers are in their thirties. For instance, I heard Tiger Woods on TV a couple of years ago saying that golfers peak their game when they are in their thirties. The former PGA Tour player and current Golf Channel analyst Frank Nabilo also recently said on TV, during the 2008 PGA tournament, that golfers peak when they are thirty-five or thirty-six years old. Both Tiger Woods and Frank Nabilo have indeed guessed right. Rather than relying on educated guesses, we can actually use available statistical data to determine the actual ages at which golfers peak their golf game. Using data available from the Golf Channel, the PGA Tour, the European PGA, and the LPGA Tour, I have calculated and provided below the mean, the median, and the mode ages at which professional golfers on the PGA, European, Champions, and LPGA Tours had won over a five-year period.

The PGA Tour

I relied on 239 major tournaments in which PGA Tour golfers played between 2003 and 2007 to calculate the mean, the median, and the mode ages of winners. Table 1 and Figure 1a through 1d show these results. Model 1, in Table 1, shows that the mean or average and the median ages of winning PGA tournaments were 35.14 and 35 years, respectively. The age at which PGA Tour players' wins peaked (the mode) was 31. Fred Funk, at 51, was the oldest winner on the PGA Tour between 2003 and 2007; he won the Mayakoba Classic tournament in 2007.

It has been known for a while, however, that Tiger Woods is one of the best (if not the best) golfers to have played the game of golf. He has won 65 tournaments so far, and 27 of his wins came between 2003 and 2007. Because of this even Tiger Woods' peers like Ernie Els think that he is well above everybody else with respect to his golf skills. In other words, if one was to analyze the skills of professional golfers, Tiger Woods' extraordinary talent would make him a deviant or an outlier case. In Model 2, I excluded Tiger Woods from the analysis. The mean, the median, and the mode ages of winning PGA tours were 35.67, 35, and 35, respectively. The main difference between the analysis in Model 1 and that in Model 2 is that in the absence of Tiger Woods, the mode or the age at which tour players peak their wins increased from 31 to 35.

Another golfer who may be considered an outlier due to several wins in his forties is Vijay Singh. Singh won 23 tournaments between 2003 and 2007, after he became 40 years old. When Vijay Singh is excluded from the data, in Model 3, the mean, the median, and the mode ages became 34.44, 34, and 31 respectively. The main change from Model 1 is that the mean and the median ages became smaller by about a year. And the main change from Model 2 is that the mode age decreased from 35 to 31, which seemed to be influenced by the presence of Tiger Woods. In Model 4, I excluded both Tiger Woods and Vijay Singh from the analysis. Interestingly, the mean, the median, and the mode ages of winning PGA tournaments are almost equal, 35 years old. When these

measures are equal, the distribution of the data is said to approximate or take the form of a bell curve. Thus, we can say that about 68 % of winners were between one standard deviation from the mean. Since the standard deviation is 6.17, we can say that about 68 % of the winners were between the ages of 28.81 and 41.15. Similarly, about 95 % of the winners were within two standard deviations from each side of the curve. That is, about 95 % of the winners were between the ages of 22.64 and 47.32. It is, thus, safe to say that under normal circumstances (that is, without the presence of outlier golfers like Woods and Singh), the age at which the PGA Tour golfers peak their wins is 35.

Table 1: Mean, Median, and Mode Ages of Winning PGA Tour (2003-2007)

	Model 1	Model 2	Model 3	Model 4
	Vijay & Tiger Included	Tiger Excluded	Vijay Excluded	Both Vijay & Tiger Excluded
Mean	35.05	35.65	34.36	34.95
Median	35.00	35.00	34.00	35.00
Mode	31.00	35.00	31.00	35.00

Fig. 1a: PGA Tour Wins (2003-2007, both T. Woods and V.Singh included)

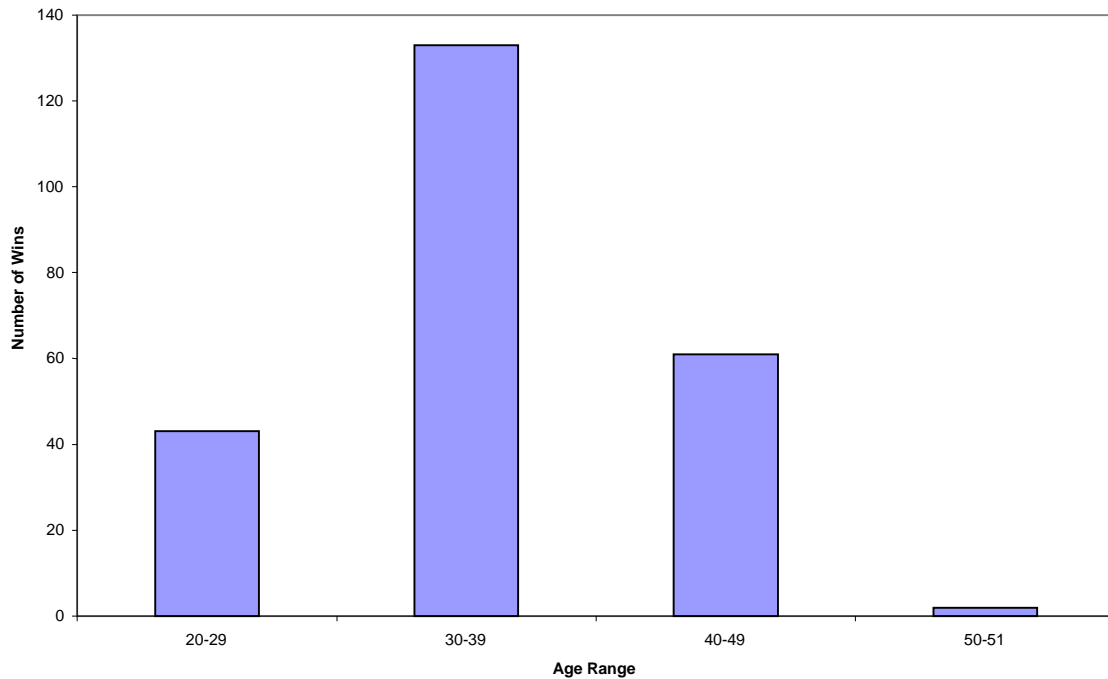


Fig. 1b: PGA Tour Wins (2003-2007, T. Woods & V. Singh excluded)

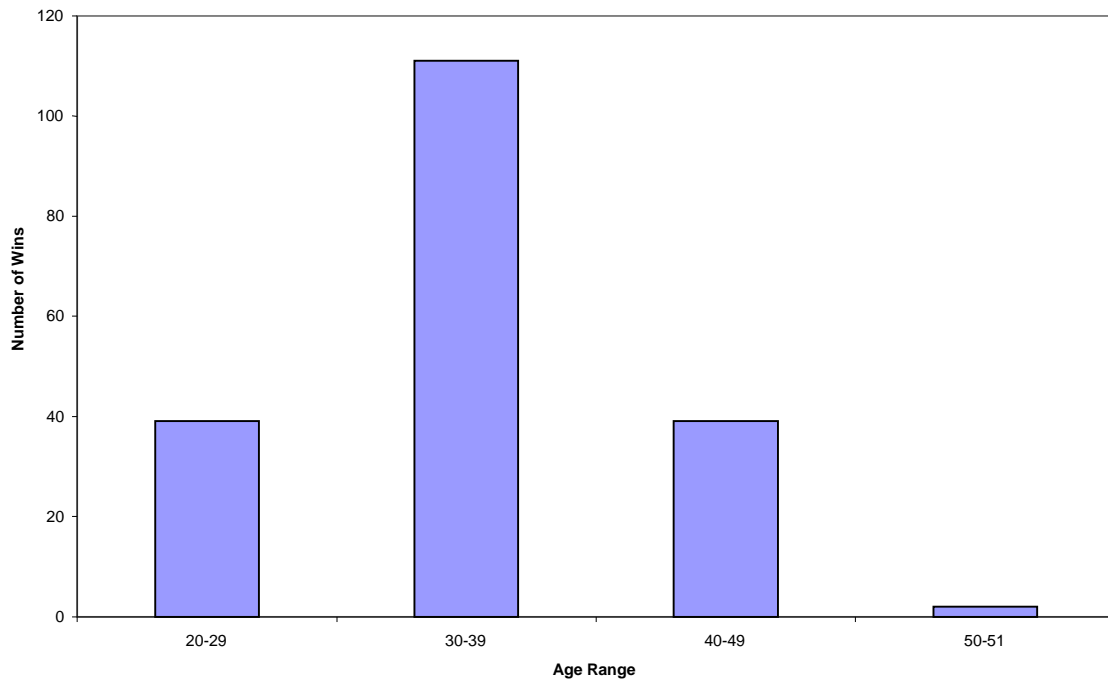


Fig. 1c: PGA Tour Winning Trend (2003-2007, T. Woods & V. Singh included)

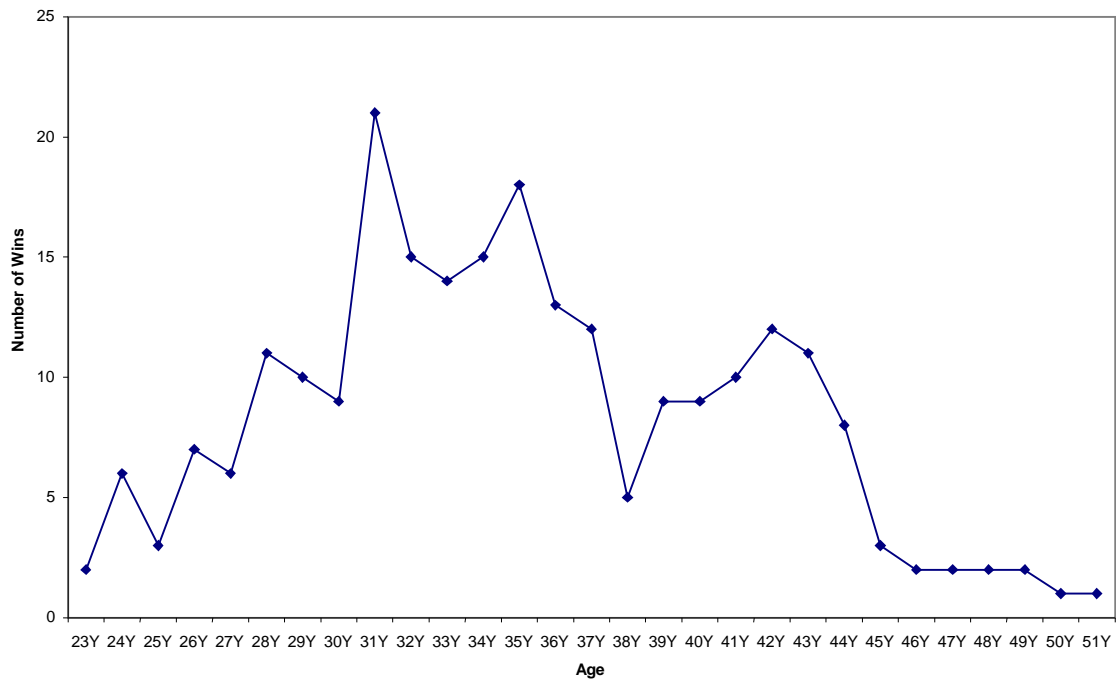
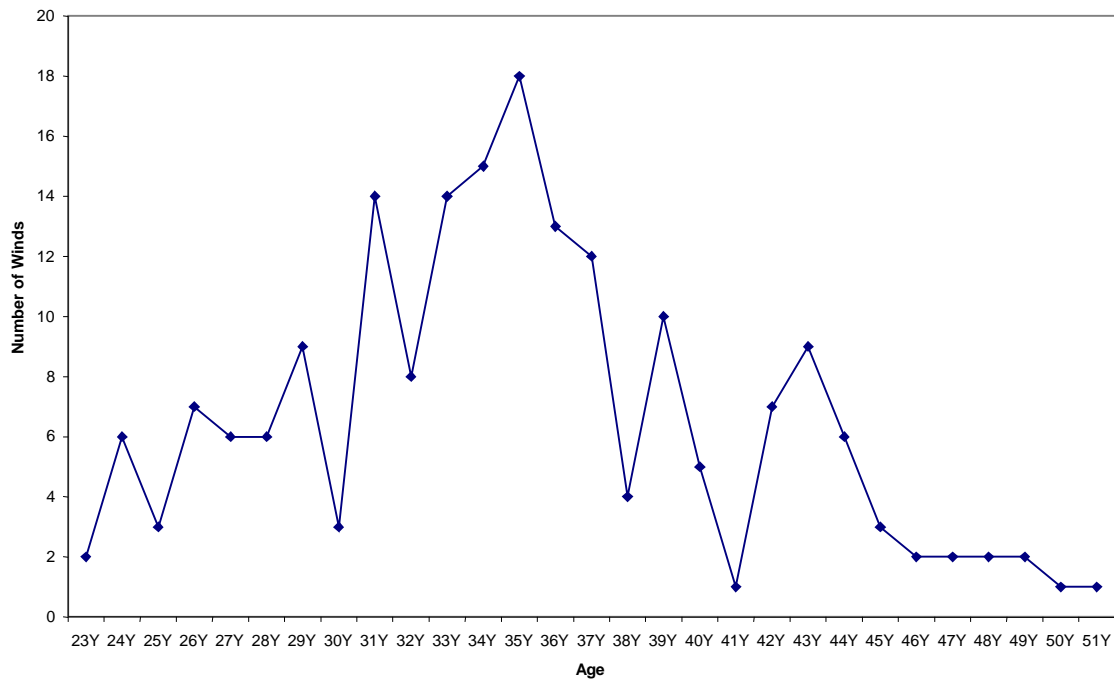


Fig. 1d: PGA Tour Winning Trend (2003-2007, T. Woods & V. Singh excluded)



The European Tour

There were 237 major tournaments in which European Tour players played between 2003 and 2007. These tournaments include the World Golf Championship (WGC) events and the four majors. The mean, the median, and the mode ages of the winners were 32.50, 32, and 30, respectively. These statistics are shown in Table 2 and Figure 2a and 2b. European Tour players seemed to peak their wins when they were 30 years old, which is about 5 years lower than U.S. PGA Tour players. The mean and the median ages of winning were also smaller by about 3 years. More golfers in the European Tour also had won in their twenties than in their forties. Mark O'Meara, the American, was the oldest winner on of the European Tour; he won the Dubai Classic tournament at the age of 47 in 2004.

Table 2: Mean, Median, and Mode Ages of Winning in the European Tour (2003-7)

Mean	32.45
Median	32.00
Mode	30.00

Fig. 2a: European Tour Wins (2003-2007)

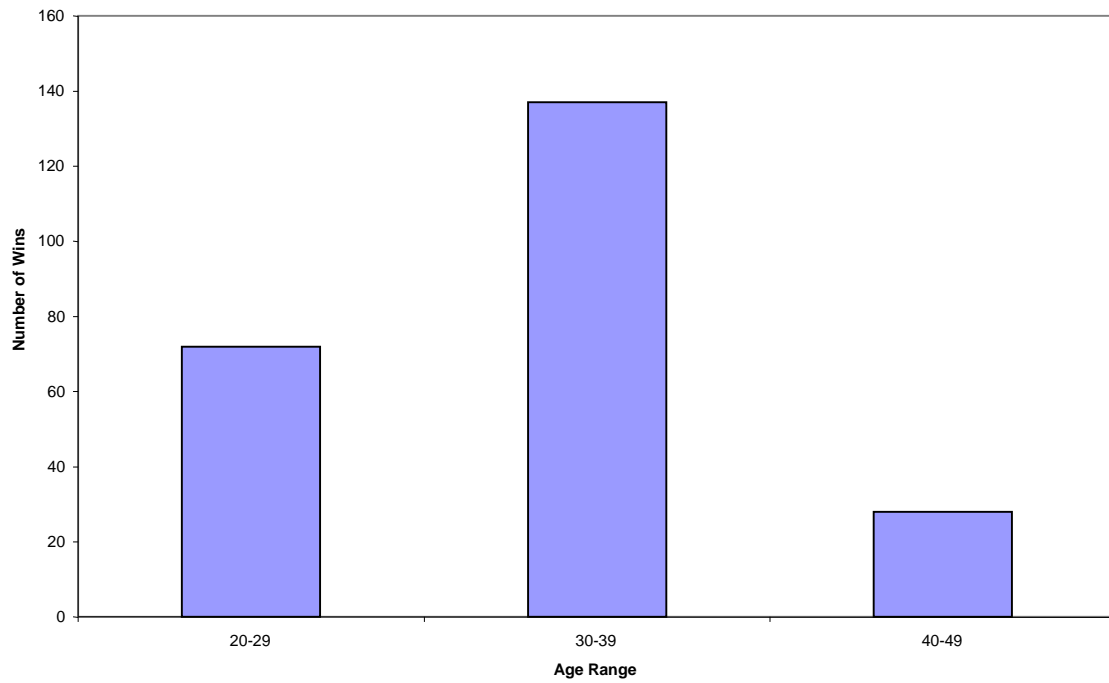
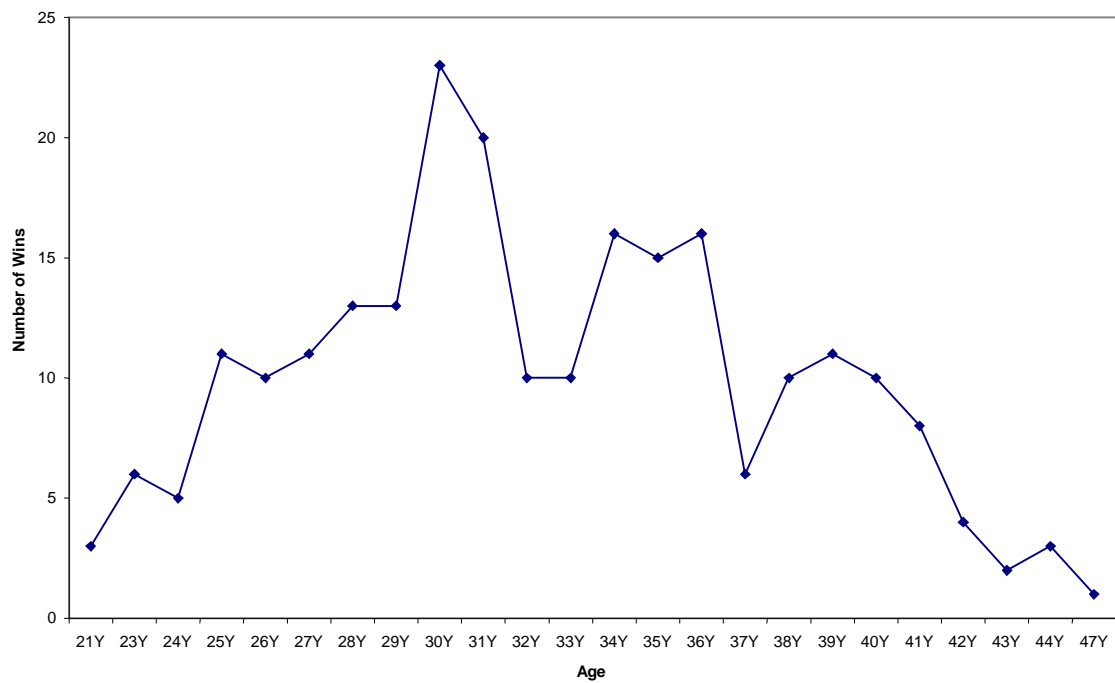


Fig. 2b: European Tour Winning Trend (2003-2007)



The Champions Tour

There were 146 tournaments in which Champions Tour players played between 2003 and 2007. The mean, the median, and the mode ages of the winners were 54.21, 54, and 52, respectively. These statistics are shown in Table 3 and Figure 3a and 3b. Champion Tour golfers seemed to peak their wins when they were 52 years old. Not surprisingly, winning in this Tour declined as golfers were aging. Hale Irwin was the oldest winner on the tour between 2003 and 2007; he won the MasterCard Championship in 2007 at the age of 62.

Table 3: Mean, Median, and Mode Ages of Winning in the Champion Tour (2003-7)

Mean	54.21
Median	54.00
Mode	52.00

Fig. 3a: Champion Tour Wins (2003-2007)

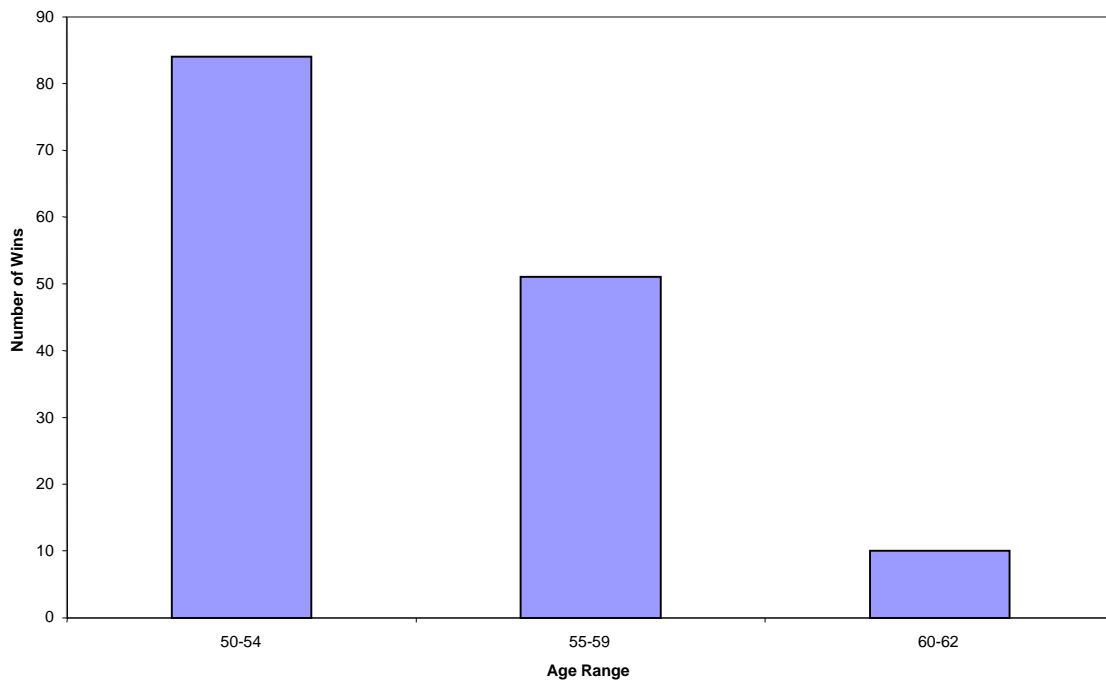
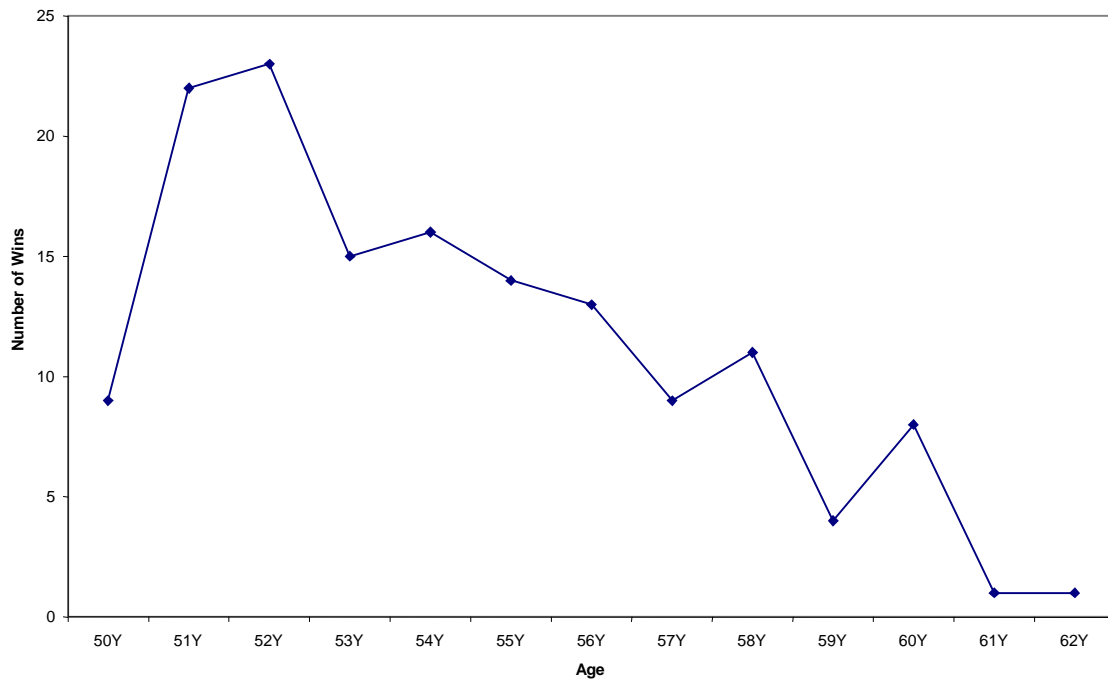


Fig. 3b: Champions Tour Winning Trend (2003-2007)



The LPGA Tour

There were 159 tournaments played by the LPGA Tour golfers between 2002 and 2006. Because the data for 2007 were not available on the LPGA Tour web site, I included the 2002 results in order to make the analysis expand over 5 years. These results are summarized and presented in Table 4 and Figure 4a through 4d. As shown in Model 1, the mean and the median ages of winning for women golfers were 29.90 and 30, respectively. There were two mode ages, 25 and 32, however, making the distribution of wins in the LPGA Tour bimodal (see Fig. 1c).

We also know that Annika Sorenstam has been a dominant (or outlier) player in the LPGA Tour. Indeed, the reason we have a second mode, 32, in Model 1 is mainly because of Sorenstam's 11 wins in 2002 at age 32. She has won over 70 tournaments, and 38 of them came between 2002 and 2006. Given the foregoing, I show in Model 2 the results I obtained after I excluded Sorenstam from the analysis. The mean, the median, and the mode ages of winning in this tour became 28.71, 27, and 25, respectively. Interestingly, the distribution of winning became unimodal, and the age at which the LPGA Tour players peaked their wins remained 25 even when Sorenstam is excluded from the analysis. The mode (which is perhaps the norm without outlier golfers like Sorenstam) indicated that LPGA Tour players peaked their wins when they were 25 years old, which is 5 and 10 years lower than those for the European and U.S. PGA Tour players, respectively. Because Sorenstam was in her thirties between 2002 and 2006, the mean and the median ages of winning for the rest of women golfers were lower by about

1 and 3 years, respectively. Beth Daniel, at 47, was the oldest player to win on the LPGA Tour between 2002 and 2006; she won the BMO Financial Group Canadian Women's Open in 2003.

Table 4: Mean, Median, and Mode Ages of Winning in the LPGA Tour (2002-2006)

	Model 1	Model 2
	Sorenstam Included	Sorenstam Excluded
Mean	29.90	28.71
Median	30.00	27.00
Mode	25.00, 32.00 *	25.00

*Note: In strict statistical sense, we should also have two means and medians in a bimodal distribution.

Fig. 4a: LPGA Tour Wins (2002-2006, A. Sorenstam Included)

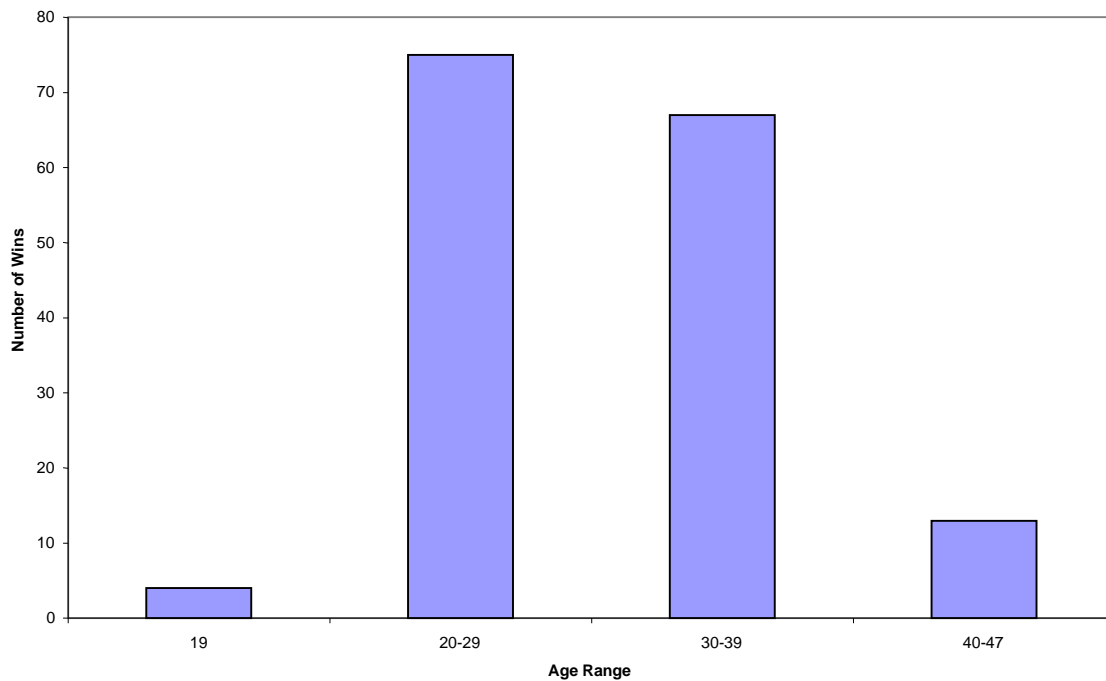


Fig. 4b: LPGA Tour Wins (2002-2006, A. Sorenstam Excluded)

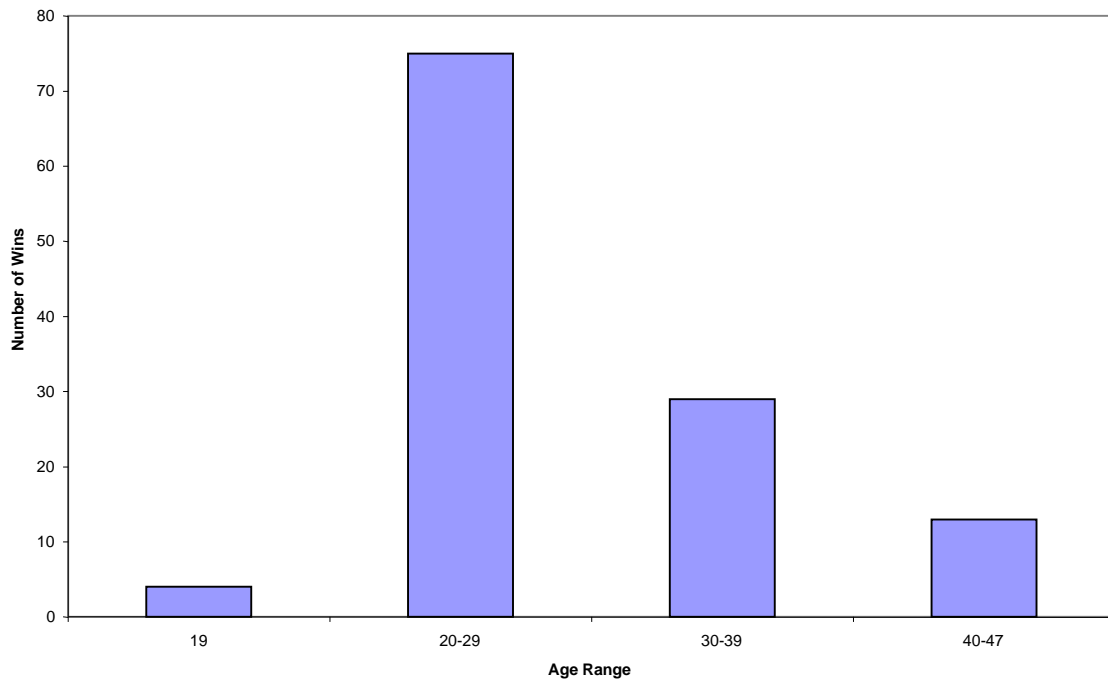


Fig. 4c: LPGA Tour Winning Trend (2002-2006, A. Sorenstam included)

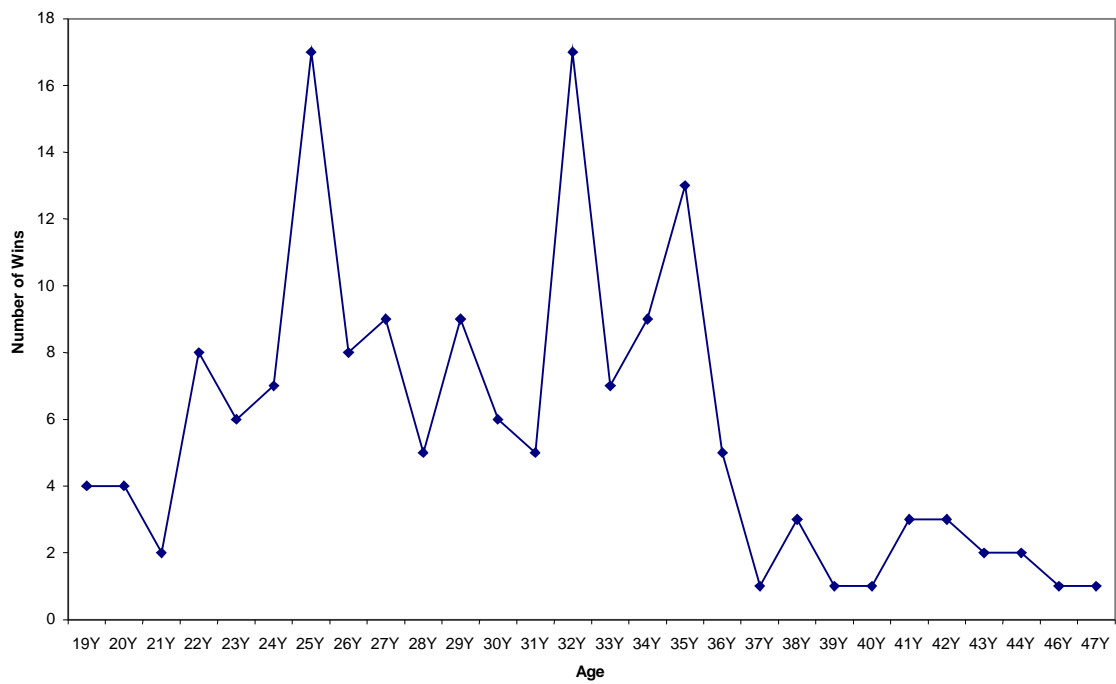
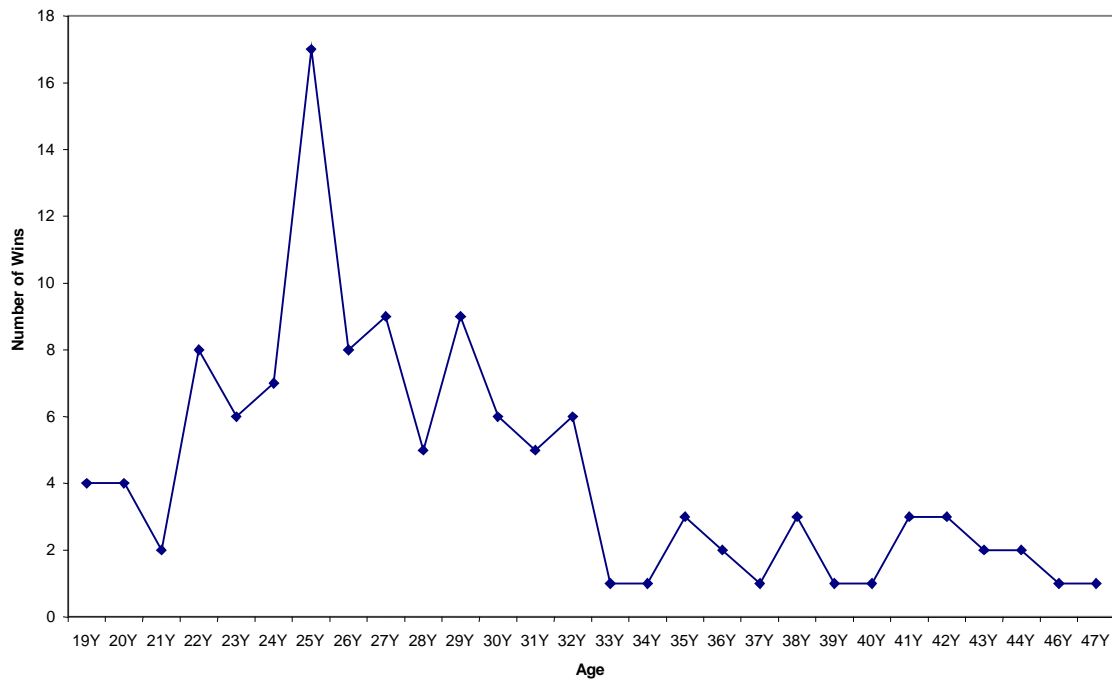


Fig. 4d: LPGA Tour Winning Trend (2002-2006, A. Sorenstam excluded)



Conclusions

It should be noted that the analyses in this paper are descriptive, not explanatory. In other words, I have only shown the mean, the median, and the mode ages of winning in the major professional golf tours. A step further in the analysis would be to explain how age affects winning golf tournaments. An explanatory study could lead to an understanding of how strong the relationship between age and winning in the professional golf tours is. It could also show the models that can explain the relationship between age and winning golf tournaments. From the descriptive data, it is clear that the impact of age on winning takes the form of an inverted-U shape for the U.S. PGA and European Tours. More specifically, the effect of age on winning golf tournaments in these tours seems to increase at first and tends to decline later on. In the Champions and LPGA Tours, the impact of age on winning seems, for the most part, to be negative. The only exceptions of positive impacts occurred when the Champions Tour players were between the ages of 50 and 52 and the LPGA Tour golfers between 19 and 25-years old; only over these short period of years, did players in both tours increase their total wins. In sum, although other factors like golfers' skills and motivation will likely play major roles in the success of golfers and should be given greater import by analysts, future study should also explain the effect of age on winning golf tournaments.

Data Sources

1. The Golf Channel. www.thegolfchannel.com
2. The PGA Tour. www.pgatour.com
3. The LPGA Tour. www.lpga.com
4. The European PGA Tour. www.europeantour.com