

Pions and kaons from stringy quark matter

T. S. Biró and K. Ürmösy

MTA KFKI Research Institute for Particle and Nuclear Physics
H-1525 Budapest, P.O.Box 49.

E-mail: tsbiro@rmki.kfki.hu, ukaroly@freemail.hu

PACS numbers: 21.65.Qr, 25.75.Ag

Abstract. Different hadron transverse momentum spectra are calculated in a non-extensive statistical, quark-coalescence model. We suggest that extreme relativistic kinematics may be responsible for power-law tails under quite general assumptions and a quark scaling could be recognized in the powers. For the low energy part also a gluonic string contribution is needed to describe experimental data: its length distribution and fractality are fitted.

1. Introduction

The hadronization of quark matter in relativistic heavy ion collisions is a key phenomenon for understanding the interplay between quark confinement and deconfinement, between statistical and dynamical factors. The purely hadronic statistical model [1, 2, 4, 5, 6] was successful in describing several number ratios of different hadron species and - by assuming a collective flow - some bulk properties of individual hadron spectra. This model fits experimental results at several bombarding energies ranging from SIS to RHIC, and finds that the main parameters, the temperature T and the baryochemical potential, μ lies in a narrow range near to a line described by a constant energy per particle of $E/N = 1$ GeV. This value is six times larger than the apparent temperature of spectra after subtracting transverse flow effects. This raises the question that how can be a quark matter, describable by perturbative QCD and containing nearly massless quarks and massless gluons, transformed into a hadronic matter with an average mass of $\overline{m} = 750$ MeV (based on the simple nonrelativistic ideal gas formula $E/N = m + 3T/2$).

Recently we have suggested an approach to massless quark matter supplemented with stringy interaction corrections[7] giving a contribution to the free energy density which is proportional to the (colored) number density on a fractional power. It was shown that such an equation of state accommodates the $E/N = 6T$ ratio at zero pressure, at the edge of mechanical stability. This model assumes underlying non-perturbative effects around and above the color deconfinement temperature, $T_c \approx 170$ MeV. Quark matter equation of state data from lattice QCD support an interaction modification to the ideal massless gas picture of $f_{\text{int}} \propto n^{2/3}$. Since the basic concept is quite simple, we repeat briefly this argumentation in the present paper.

On the other hand the quark coalescence picture proved to be applicable to the hadronization problem in relativistic heavy ion collisions at RHIC energies in

several respects. The quark number scaling of asymmetric azimuthal elliptic flow factor[13, 14, 15, 16, 17], v_2 , and the number ratios of heavy flavor, most prominently strange, hadrons to the light ones, as it has been repeatedly reported in calculations using the ALCOR model[18], all underline the viability of this concept. We also wish to add a further observable, namely the Tsallis parameter, $q - 1$, regulating a cut power-law fit to transverse momentum spectra, to this list. In this paper we demonstrate that this parameter also may follow a quark number scaling (coalescence) law.

In order to interpret this result in proper context, also some introduction is necessary into recent developments on the interpretation of non-extensive thermodynamics. We give a comprised summary of investigating the thermodynamical limit of abstract composition rules[8] for two particle systems, which motivates the use of cut power-law distributions of quark momenta in the framework of statistical physics models. By doing so we connect predictions from dynamical parton models for p_T -spectra to those of simpler statistical models smoothly[12].

2. String distribution and equation of state in quark matter

Assuming a pair interaction energy also in the quark matter, which is proportional to the nearest neighbour distance, one deals with an energy density modification of $n\sigma\langle\ell\rangle = An^{2/3}$. The free energy density becomes

$$f(n, T) = f_{\text{id}}(n, T) + An^{2/3}. \quad (1)$$

Deriving the energy density and pressure via standard thermodynamical formulas one obtains density dependent, stringy mean field terms, which - unlike in the bag model - do not compensate each other exactly:

$$e = e_{\text{id}} + \frac{3}{2}An^{2/3}, \quad p = p_{\text{id}} - \frac{1}{2}An^{2/3}. \quad (2)$$

At vanishing pressure the correction can be related to the ideal pressure by $p = 0$ and the energy per particle for massless constituents in a Boltzmann gas ($p_{\text{id}} = nT$) is given by

$$\frac{E}{N} = \left. \frac{e}{n} \right|_{p=0} = \left. \frac{e_{\text{id}} + 3p_{\text{id}}}{n} \right|_{m=0} = \frac{6p_{\text{id}}}{n} = 6T. \quad (3)$$

We note that any interaction correction proportional to $n^{1-\gamma}$ in the free energy leads to the following scaling of the interaction measure at high temperature:

$$\frac{e - 3p}{T^4} \sim T^{-3\gamma-1} \quad (4)$$

Lattice QCD calculation results definitely favor $\gamma = 1/3$.

3. Power-law tailed distribution from repeated composition rules

Power-law tailed distributions are numerous in physical phenomena, they can be viewed as stationary distributions under certain constraints. A general approach in the framework of non-extensive thermodynamics has been presented in Ref.[8]. Starting with a general non-additive composition rule, its manifold repetition becomes asymptotically an associative rule. Among these statistical attractors the rule $h(x, y) = x + y + axy$ is particularly simple (here the simple addition is reconstructed for $a = 0$). It is asymptotic to any rule of $h(x, y) = x + y + G(xy)$ type. We have

shown that extreme relativistic kinematics can lead to such a rule for kinetic energy composition if the pair interaction is a function of the relativistic momentum transfer squared, Q^2 , only. We surmise that parton cascades based on pQCD cross sections in the large collision number limit may belong to this class of effective composition rules.

Any associative composition rule can be expressed by the addition of formal logarithms. In our case $(1 + ah) = (1 + ax)(1 + ay)$ so the formal logarithm is given by $L_a(x) = (1/a) \ln(1 + ax)$. The canonical energy distribution by this energy composition rule is given by

$$f_{\text{eq}}(E) = e^{-\frac{L(E)-\mu}{T}} = e^{\mu/T} (1 + aE)^{-1/aT}. \quad (5)$$

This power-law tailed energy distribution is the Pareto-Tsallis distribution with $q = 1 + aT$. Its reciprocal logarithmic slope is proportional to the energy:

$$\mathcal{T}(E) = T + (q - 1)E. \quad (6)$$

4. Coalescence quark scaling in the power-law

Besides the familiar factorizing coalescence formula valid at high energies and momenta, we consider a hadronization kinematics with string like objects contributing to the total energy of hadrons. Regarding an energy balance of

$$E_1 + E_2 + \sigma\ell = \sqrt{m_H^2 + (\vec{p}_1 + \vec{p}_2)^2}, \quad (7)$$

for meson formation (and a three-fold one for baryon formation) we consider

$$f(E_H) = \int d^3p dE_1 d^3q dE_2 dm f_1\left(\frac{1}{2}\vec{p} + \vec{q}\right) f_2\left(\frac{1}{2}\vec{p} - \vec{q}\right) C(m, q) g(m) \Theta(E_H^2 - (E_1 + E_2 + m)^2) \quad (8)$$

for the coalesced hadron spectra. Here $\Theta(x)$ denotes the step function, and the integration variable $m = \sigma\ell$ runs over the energy values put into a string. $C(q, m)$ is the coalescence factor, about which here we assume that prefers very low relative momenta only and put $C(q, m) = c\delta^3(\vec{q})$. About the string length distribution we assume the form

$$g(m) \sim m^{d-1} \exp\left(-\left[\Gamma(1 + 1/d) \frac{m}{\langle m \rangle}\right]^d\right) \quad (9)$$

argued for in Ref.[19]. Here the effective dimensionality of the moving string, d , and the average energy stored in it, $\langle m \rangle$ are parameters. The coalescence ratio can then be interpreted in terms of the string mass distribution:

$$\frac{f_H(E_H)}{f_1(E_1)f_2(E_2)} = \int_{E_H - E_1 - E_2}^{\infty} g(m) dm. \quad (10)$$

5. Results

In the following figures thermal Tsallis-Pareto distributions are fitted to several hadronic transverse momentum spectra obtained at RHIC by the PHENIX[20, 21] and STAR[22, 23, 24, 25] groups. In Fig.1 the differential yields for pions, kaons, eta and phi mesons, protons, Lambda-s and Xi hyperons are shown including their

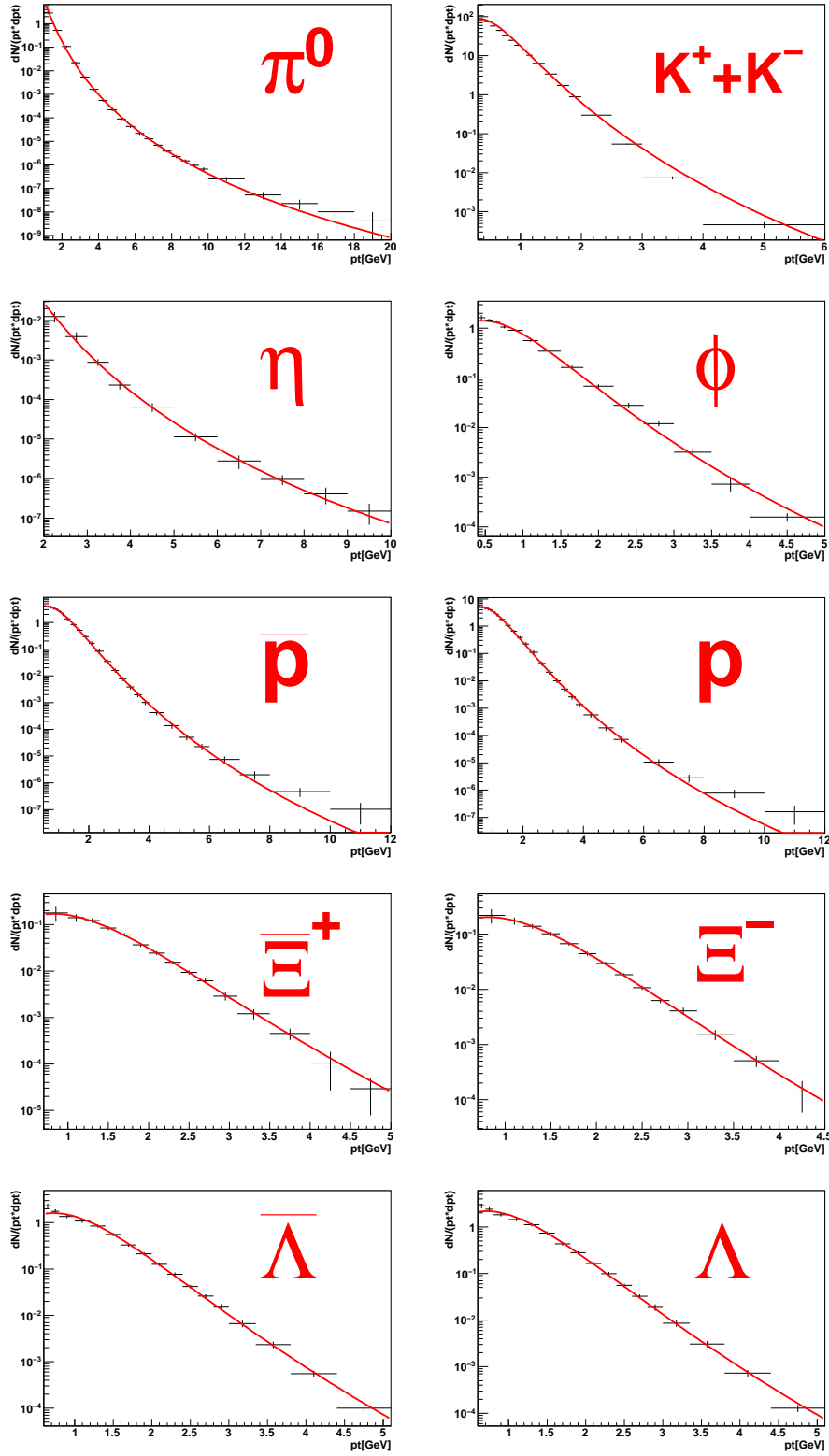


Figure 1. Tsallis distribution fit to different hadronic transverse momentum spectra with a transverse blast wave taken into account.

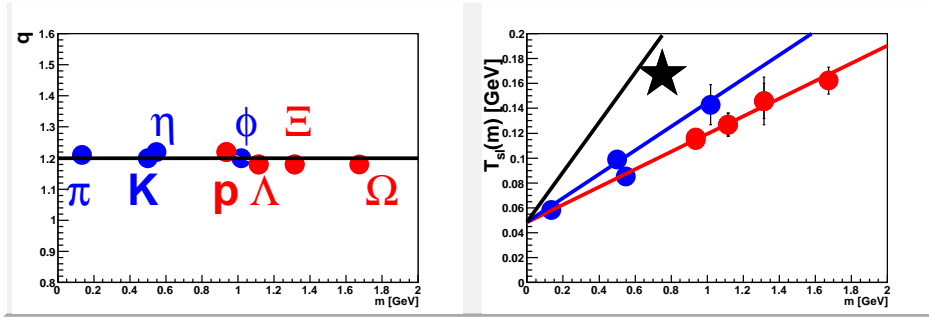


Figure 2. Tsallis distribution fit parameters for quark matter extracted from hadron spectra. The slope scales linearly with the mass due the Tsallis formula and follows the valence quark number scaling indicated by the red and blue lines. The black line belongs to the conjectured Tsallis-Pareto distributed quark matter, the star denotes the average hadron mass value of 750 MeV extracted from $E/N = m + 3T/2 = 1$ GeV at $T_c = 175$ MeV temperature.

antiparticle partners. The red continuous lines represent Tsallis-Pareto fits with best parameters for each hadron. Transforming these spectra in a frame co-moving with a transverse blast wave, the co-moving energy distribution $f(E)$ is given in terms of $E = \gamma(m_T - vp_T)$. Since this transformation is mass dependent, the p_T spectra show maxima at different values $p_T^{\max} = \gamma vm$.

We assume that already the quark matter had this collective transverse flow at the hadronization, only the hadron spectra were formed according to the coalescence formula eq.(10). Fig.2 plots the extracted quark matter q -value from different hadron spectra (upper part). This value is quite stable around $q \approx 1.2$. The slope parameters (lower part) at the minimal co-moving energy, $E = m$, (meaning $p_T = \gamma vm$, the position of the maxima) are proportional to the hadron mass due to eq.(6). This proportionality can be observed even after disentangling the transverse flow effect, in contrast to non-Tsallis ($q = 1$) fits done earlier to heavy ion data.

The factorization of hadron spectra to the respective quark spectra, as predicted by the naive coalescence model, is well satisfied at high momenta. For lower momenta, however, this scaling is violated. It can be seen by the ratio $f_H/f_1 f_2$ shown in Fig.3 (left part).

In order to explain this violation we supplement the quark coalescence picture by that of strings built in into the forming hadrons. Assuming that all strings longer than a threshold value contribute with uniform probability to the corresponding hadron yield, the missing energy in the coalescence model can be attributed to strings, distributed in their length. Fig.3 (right part) plots the differential string energy distribution $g(m)$. Based on experimental pion, kaon and antiproton spectra in RHIC STAR and PHENIX experiments, we fit the average mass contribution values $\langle m \rangle_\pi = 60$ MeV, $\langle m \rangle_K = 120$ MeV, $\langle m \rangle_{\bar{p}} = 185$ MeV and dimensionalities $d_\pi = 1.30$, $d_K = 1.60$ and $d_{\bar{p}} = 1.67$.

Acknowledgment

This work has been supported by the Hungarian National Research Fund OTKA and the National Bureau for Research and Development (K49466 and K68108).

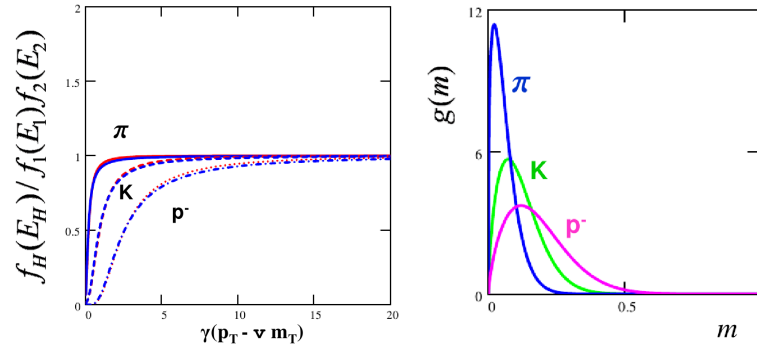


Figure 3. Violation of the coalescence product rule at low energy (left) Prediction for the differential string-energy distributions by coalescence from Tsallis-Pareto distributed quark matter and strings (right).

References

- [1] Cleymans J and Satz H 1993 *Z. Phys. C* **57** 135
- [2] Braun-Munzinger P, Stachel J, Wessels J P and Xu N 1995 *Phys. Lett. B* **344** 43;
- [3] Braun-Munzinger P, Stachel J, Wessels J P and Xu N 1996 *Phys. Lett. B* **365** 1
- [4] Braun-Munzinger P, Heppel I and Stachel J 1999 *Phys. Lett. B* **465** 15.
- [5] Braun-Munzinger P, Magestro D, Redlich K and Stachel J 2001 *Phys. Lett. B* **518** 41.
- [6] Cleymans J, Oeschler H, Redlich K and Wheaton S 2006 *J. Phys. G* **32** s165.
- [7] Biro T S and Cleymans J 2008 *Phys. Rev. C* **78** 034902
- [8] Biro T S 2008 *arXiv: 0809.4675*
- [9] Biro T S and Purcsel G 2008 *arXiv: 0809.4768*
- [10] Biro T S and Purcsel G 2005 *Phys. Rev. Lett.* **95** 162302
- [11] Biro T S and Purcsel G 2008 *Phys. Lett. A* **372** 1174
- [12] Biro T S, Urmossy K and Barnafoldi G G 2008 *J. Phys. G* **35** 044012
- [13] Molnar D and Voloshin S A 2003 *Phys. Rev. Lett.* **91** 092301
- [14] Lin Z W and Molnar D 2003 *Phys. Rev. C* **68** 044901
- [15] Molnar D and Huovinen P 2005 *Phys. Rev. Lett.* **94** 012302
- [16] Greco V, Ko C M and Levai P 2003 *Phys. Rev. Lett.* **90** 202302
- [17] Greco V, Ko C M and Levai P 2003 *Phys. Rev. C* **68** 034904
- [18] Biro T S and Urmossy K 2008 *Eur. Phys. J. ST* **155** 1
- [19] Biro T S, Shanenko A A, Toneev V D 2003 *Phys. Atom. Nucl.* **66** 982
- [20] PHENIX Collaboration 2008 *Phys. Rev. Lett.* **101** 232301
- [21] PHENIX Collaboration 2007 *Phys. Rev. C* **75** 024909
- [22] STAR Collaboration 2005 *Nucl. Phys. A* **757** 102
- [23] STAR Collaboration 2007 *Phys. Lett. B* **655** 104
- [24] STAR Collaboration 2007 *Phys. Rev. Lett.* **98** 062301
- [25] STAR Collaboration 2007 *Phys. Rev. Lett.* **99** 112301