

Physics Potential of Future Atmospheric Neutrino Searches

Thomas Schwetz^a

^aMax-Planck-Institute for Nuclear Physics, PO Box 103980, 69029 Heidelberg, Germany

The potential of future high statistics atmospheric neutrino experiments is considered, having in mind currently discussed huge detectors of various technologies (water Čerenkov, magnetized iron, liquid Argon). I focus on the possibility to use atmospheric data to determine the octant of θ_{23} and the neutrino mass hierarchy. The sensitivity to the θ_{23} -octant of atmospheric neutrinos is competitive (or even superior) to long-baseline experiments. I discuss the ideal properties of a fictitious atmospheric neutrino detector to determine the neutrino mass hierarchy.

1. Introduction

In the past atmospheric neutrinos have played an important role in establishing the phenomenon of neutrino oscillations via observing the dominant oscillation mode in the 2-3 sector of Lepton mixing [1]. However, very soon precision long-baseline (LBL) experiments [2,3,4] will outperform atmospheric neutrinos in the determination of the oscillation parameters $|\Delta m_{31}^2|$ and $\sin^2 2\theta_{23}$. Hence, the question “*Can we learn something more from atmospheric neutrinos in the era of precision neutrino oscillation experiments?*” arises. In the following I will suggest that the answer to this question is “yes”, by considering sub-leading three-flavour effects (see, e.g., [5] and references therein) in future high statistics atmospheric neutrino experiments. Projects currently under discussion [6] include Mt scale water Čerenkov detectors [7], large magnetized iron calorimeters [8], or 100 kt scale liquid Argon time projection chambers [9]. See also [10] for a recent review.

2. Combining LBL and ATM data from Mt water detectors

The primary aims of future neutrino experiments are the determination of the mixing angle θ_{13} , the CP-phase δ_{CP} , and the type of the neutrino mass hierarchy (normal or inverted), i.e., the sign of Δm_{31}^2 . It is well known that parameter degeneracies are a severe problem on the way towards these goals. In Ref. [11] it was demon-

strated that for LBL experiments based on Mt scale water Čerenkov detectors data from atmospheric neutrinos (ATM) provide an attractive method to resolve degeneracies.

Atmospheric neutrinos are sensitive to the neutrino mass hierarchy if θ_{13} is sufficiently large due to Earth matter effects, mainly in multi-GeV e -like events [12], see, e.g., [13] for recent studies. Moreover, sub-GeV e -like events provide sensitivity to the octant of θ_{23} [14,15] due to oscillations with Δm_{21}^2 . However, these effects can be explored efficiently only if LBL data provide a very precise determination of $|\Delta m_{31}^2|$ and $\sin^2 2\theta_{23}$, as well as some information on θ_{13} [11].

Here we illustrate the synergies from a combined LBL+ATM analysis at the examples of the T2K phase II experiment [3] (T2HK) with the HK detector of 450 kt fiducial mass, and two experiments with beams from CERN to a 450 kt detector at Frejus (MEMPHYS)[16], namely the SPL super beam and a $\gamma = 100$ beta beam (β B). The LBL experiments are simulated with the GLOBES software [17], and a general three-flavor analysis of ATM data is performed [16,11,15]. For each experiment we assume a running time of 10 years, where the neutrino/anti-neutrino time is chosen as 2+8 years for SPL and T2K, and 5+5 years for the beta beam, see [16] for details.

The effect of degeneracies becomes apparent in Fig. 1. For given true parameter values the data can be fitted with the wrong hierarchy and/or with the wrong octant of θ_{23} . Hence, from LBL data alone the hierarchy and the octant cannot

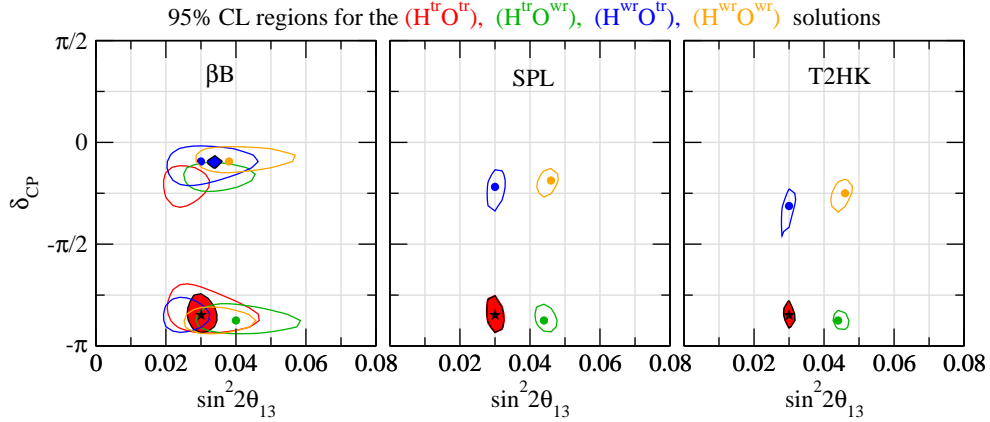


Figure 1. Allowed regions in $\sin^2 2\theta_{13}$ and δ_{CP} for LBL data alone (contour lines) and LBL+ATM data combined (colored regions). The true parameter values are $\delta_{\text{CP}} = -0.85\pi$, $\sin^2 2\theta_{13} = 0.03$, $\sin^2 \theta_{23} = 0.6$. $\text{H}^{\text{tr/wr}}(\text{O}^{\text{tr/wr}})$ refers to solutions with the true/wrong mass hierarchy (octant of θ_{23}).

be determined. Moreover, as visible from the solid lines in Fig. 1 the degenerate solutions appear at parameter values different from the true ones, and hence, ambiguities exist in the determination of θ_{13} and δ_{CP} . If the LBL data are combined with ATM data only the colored regions in Fig. 1 survive, i.e., in this particular example for all three experiments the degeneracies are completely lifted at 95% CL, the mass hierarchy and the octant of θ_{23} can be identified, and the ambiguities in θ_{13} and δ_{CP} are resolved. Let us note that here we have chosen a favorable value of $\sin^2 \theta_{23} = 0.6$; for values $\sin^2 \theta_{23} < 0.5$ in general the sensitivity of ATM data is weaker [11].

In Fig. 2 we show the sensitivity to the neutrino mass hierarchy. For LBL data alone there is practically no sensitivity for the CERN–MEMPHYS experiments (because of the very small matter effects due to the relatively short baseline of 130 km), and the sensitivity of T2HK depends strongly on the true value of δ_{CP} . However, with the LBL+ATM combination all experiments can identify the mass hierarchy at 2σ CL provided $\sin^2 2\theta_{13} \gtrsim 0.02 - 0.03$ [16].

Fig. 3 shows the potential of ATM+LBL data to exclude the octant degenerate solution. Since this effect is based mainly on oscillations with Δm_{21}^2 there is very good sensitivity even for $\theta_{13} = 0$; a finite value of θ_{13} in general improves

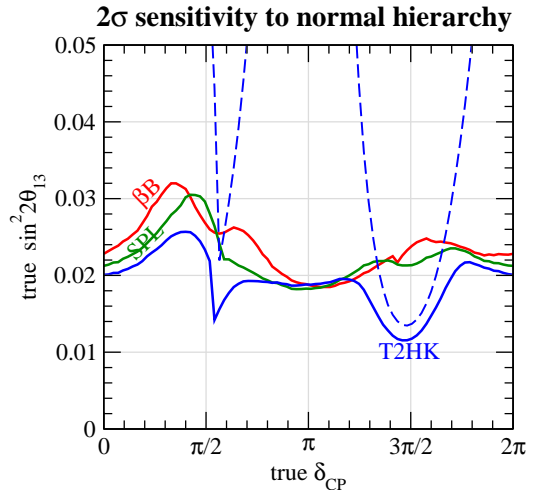


Figure 2. Sensitivity to the neutrino mass hierarchy as a function of $\sin^2 2\theta_{13}$ and δ_{CP} for $\theta_{23}^{\text{true}} = \pi/4$ and a true normal hierarchy. Solid curves correspond to LBL+ATM data combined, the dashed curves correspond to T2HK LBL data-only. βB and SPL without ATM have no sensitivity to the hierarchy.

the sensitivity[11]. From the figure one can read off that atmospheric data alone can resolve the correct octant at 3σ if $|\sin^2 \theta_{23} - 0.5| \gtrsim 0.085$. If

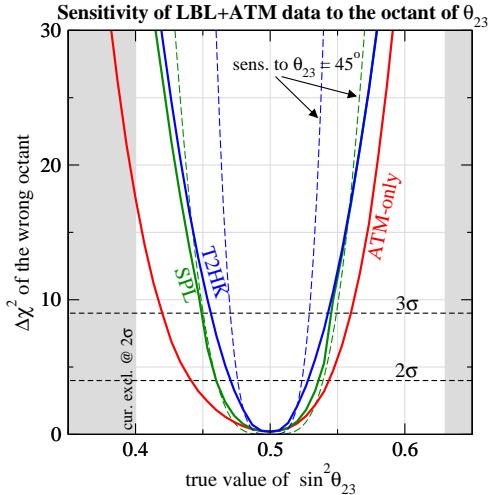


Figure 3. $\Delta\chi^2$ of the solution with the wrong octant of θ_{23} as a function of $\sin^2\theta_{23}$. We have assumed a true value of $\theta_{13} = 0$. The dashed curves show the $\Delta\chi^2$ of $\theta_{32} = 45^\circ$, i.e., the ability to exclude maximal mixing.

atmospheric data is combined with the LBL data from SPL or T2HK there is sensitivity to the octant for $|\sin^2\theta_{23} - 0.5| \gtrsim 0.05$.

3. Magnetized iron calorimeters

In water Čerenkov detectors one cannot distinguish between neutrino and anti-neutrino events. This limits the sensitivity to the mass hierarchy, since depending on the hierarchy the resonance occurs either for neutrinos or anti-neutrinos. Therefore, in principle one expects that the sensitivity improves for detectors capable to distinguish atmospheric neutrino from anti-neutrino events. In the following we discuss the possibility offered by a large (several 10 kt) magnetized iron calorimeter similar to the INO proposal[8]. Such a detector can determine the charge of muons, whereas electron detection is difficult. The principles of atmospheric neutrino measurements with a 5.4 kt detector of this type have been established recently by the MINOS experiment[18].

Here we report the results obtained in Ref.[19], see Ref. [20] for related considerations. We limit

ourselves to μ -like events, and we assume a correct identification of ν_μ - versus $\bar{\nu}_\mu$ -events of 95%. The observation of the muon and the hadronic event allows in principle to reconstruct the original direction and energy of the neutrino. Indeed, it has been stressed in Ref. [19] that the accuracy of neutrino energy and direction reconstruction is crucial for the determination of the hierarchy. The reason is that the difference in the event spectra of normal and inverted hierarchy show a characteristic oscillatory pattern. If this pattern can be resolved a powerful discrimination between the hierarchies is possible. If however, the oscillatory pattern is washed out because of a poor accuracy in energy and direction reconstruction the sensitivity to the hierarchy decreases drastically.

In Fig. 4 we show the sensitivity to the hierarchy for a 500 kt yr exposure of an INO-like detector. In the left panel we assume that the neutrino energy can be reconstructed with an accuracy of 15% and the neutrino direction with an accuracy of 15° , whereas in the right panel the very optimistic accuracies of 5% and 5° are adopted. Details on our simulation and systematic errors are given in Ref. [19]. One observes from the plot that for optimistic assumptions the hierarchy can be identified at 2σ if $\sin^2 2\theta_{13} \gtrsim 0.02$. This sensitivity is comparable to the one from Mt water Čerenkov detectors discussed in the previous section. If however, more realistic values for the energy and direction reconstruction are adopted the sensitivity deteriorates drastically and values of $\sin^2 2\theta_{13} \gtrsim 0.1$ (close to the present bound) are required.

4. The ideal atmospheric neutrino detector

What are the properties of an ideal atmospheric neutrino detector to determine the mass hierarchy? In Fig. 5 I show the number of events needed to obtain a hierarchy determination at 2σ for various assumptions on the event sample. One can summarize the results in the following way. An ideal detector should be able to

- see e -like events with charge ID (at least statistically),
- see μ -like events with charge ID,

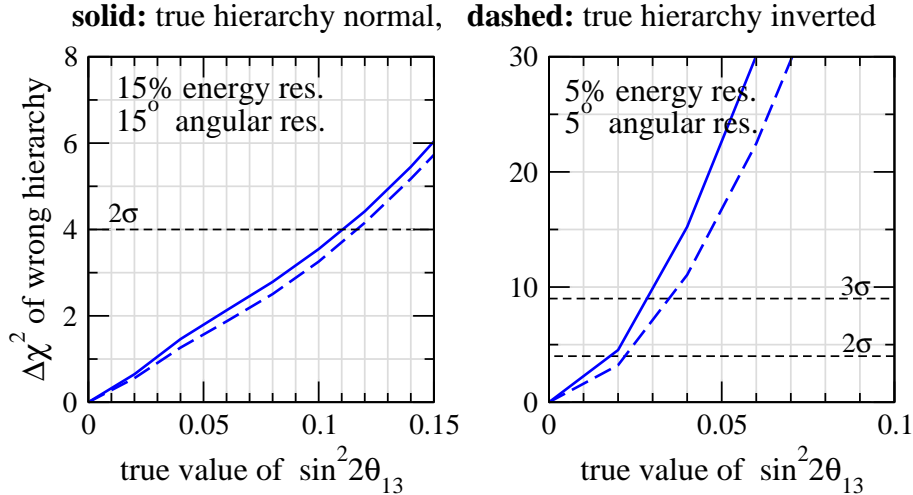


Figure 4. Sensitivity to the neutrino mass hierarchy of a magnetized iron calorimeter for different assumptions on the neutrino energy and direction reconstruction accuracy. We assume 500 kt yr data from an INO-like detector, corresponding to 4000 up-going μ -like events with $E_\mu > 2$ GeV. Here, $\theta_{23}^{\text{true}} = \pi/4$ and we assume external information on $|\Delta m_{31}^2|$ and $\sin^2 2\theta_{23}$ of 10%, and an uncertainty on $\sin^2 2\theta_{13}$ of ± 0.02 .

- reconstruct neutrino energy (direction) at the level of few % (degree) for μ like events,
- and it should be very big.

Let us emphasize that for an e -like event sample even a rather modest statistical separation of neutrino from anti-neutrino events will improve drastically the sensitivity. The example with 50% CID shown in Fig. 5 assumes that e -like events can be separated into two samples with $\nu/\bar{\nu}$ ratios of 2:1 and 1:2, respectively. Possibilities of statistical separation of neutrino and anti-neutrino events without a magnetic field have been discussed recently in the context of a low-energy Neutrino Factory [21]. The possibility to explore the different fractions of single and multi-ring events for neutrinos and anti-neutrinos to enhance the hierarchy sensitivity of ATM data has been mentioned in [16].

5. Concluding Remarks

I have discussed the potential of future high statistics atmospheric neutrino experiments, focusing on the possibility to resolve the octant

and the hierarchy ambiguities by exploring sub-leading three-flavour effects.

The octant degeneracy in general is rather hard to resolve for long-baseline experiments. In this case atmospheric data provide a rather robust signature in the sub-GeV e -like events due to oscillations with the solar frequency Δm_{21}^2 . The sensitivity is largely independent of the value of θ_{13} . Hence, if θ_{23} turns out to be non-maximal atmospheric neutrinos provide a competitive method to resolve the octant degeneracy.

The determination of the neutrino mass hierarchy is based on the resonant matter effect for neutrinos with long trajectories through the Earth (large nadir angles) in the energy range of a few GeV. This effect can be explored to determine the neutrino mass hierarchy if θ_{13} is relative large. In this case data from atmospheric neutrinos may be able to perform this measurement, or at least provide complementary information to long-baseline data. However, if $\sin^2 2\theta_{13}$ turns out to be less than a few $\times 0.01$ it becomes exceedingly difficult for atmospheric neutrinos and the sensitivity of long-baseline experiments with

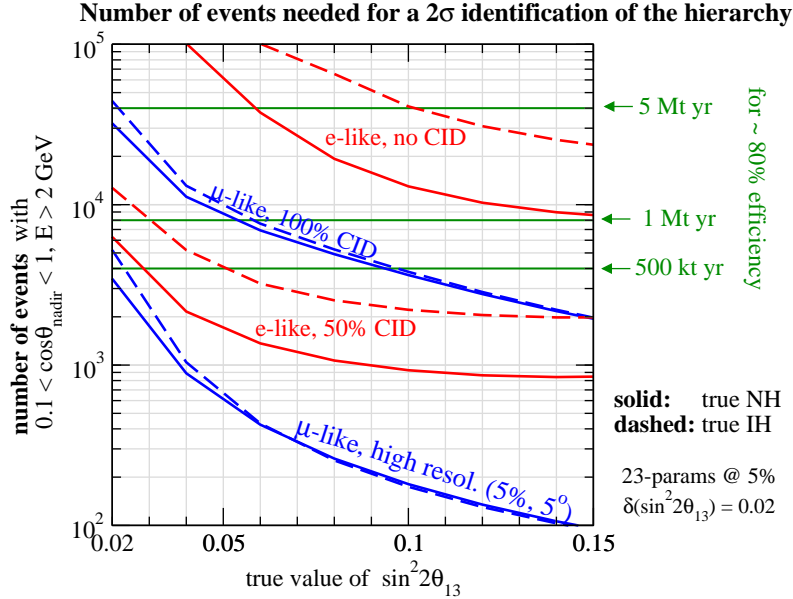


Figure 5. Number of up-going events ($\cos \theta_{\text{nadir}} > 0.1$), with $E_\nu > 2$ GeV for a 2σ determination of the neutrino mass hierarchy. Curves are shown for different assumptions on event types (e - vs μ -like), charge identification (CID), and energy and direction reconstruction. The horizontal lines indicate the typical exposures (fiducial mass times time) assuming 80% efficiency.

baselines $L \sim 1000$ km would be the preferred option to measure the neutrino mass hierarchy. Fig. 6 shows that the “short” baseline experiments SPL/T2HK + atmospheric data can determine the mass hierarchy for $\sin^2 2\theta_{13} \gtrsim 0.05$ (at least for some values of the CP phase), while, e.g., a wide band beam with $L \approx 1300$ km could provide solid sensitivity down to $\sin^2 2\theta_{13} \simeq 0.008$.

Finally I mention the large potential of atmospheric neutrino data to constrain (or eventually discover) all kinds of non-standard neutrino properties. The reason for this good sensitivity is (in most cases) the wide range in neutrino energies and baselines probed in atmospheric neutrinos. Some examples are non-standard interactions [23], violation of Lorentz invariance [24], quantum decoherence [25], neutrino decay [26], or sterile neutrinos [27].

Acknowledgments. I thank the organizers for the very pleasant atmosphere at the NOW2008 workshop and for financial support.

I acknowledge the support of the European Community-Research Infrastructure Activity under the FP6 “Structuring the European Research Area” program (CARE, contract number RII3-CT-2003-506395).

REFERENCES

1. Super-K Collaboration, Y. Fukuda *et al.*, Phys. Rev. Lett. **81** (1998) 1562; Y. Ashie *et al.*, Phys. Rev. D **71** (2005) 112005.
2. P. Adamson *et al.* [MINOS], Phys. Rev. Lett. **101** (2008) 131802; J. Evans, these proceedings; D.S. Ayres *et al.* [NOvA], hep-ex/0503053; M. Goodman, these proceedings.
3. Y. Itow *et al.* [T2K], hep-ex/0106019, H. Kakuno, these proceedings.
4. P. Huber *et al.*, Phys. Rev. D **70** (2004) 073014 [hep-ph/0403068].
5. E. K. Akhmedov, M. Maltoni and A. Y. Smirnov, JHEP **0806** (2008) 072;

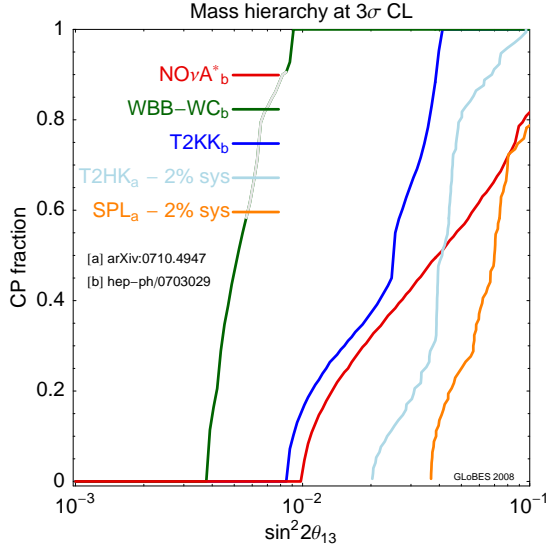


Figure 6. Fraction of δ_{CP} -values for which the neutrino mass hierarchy can be identified at 3σ . SPL and T2HK include 5 Mt yr WC atmospheric neutrino data, while the other curves are for LBL data only. The setups are [22] $NO\nu A^*$: 100 kt liquid Ar @ 820 km, 3 yr ν , 3 yr $\bar{\nu}$ @ 1.1 MW; T2KK: 270 kt WC @ 295 & 1050 km, 4 yr ν , 4 yr $\bar{\nu}$ @ 4 MW; WBB: 300 kt WC @ 1290 km, 5yr ν @ 1 MW, 5yr $\bar{\nu}$ @ 2 MW.

JHEP **0705** (2007) 077; E. K. Akhmedov, these proceedings.
 6. D. Autiero *et al.*, JCAP **11**, 011 (2007).
 7. C. K. Jung, hep-ex/0005046; K. Nakamura, Int. J. Mod. Phys. A **18** (2003) 4053; A. de Bellefon *et al.*, hep-ex/0607026.
 8. G. Rajasekaran, AIP Conf. Proc. **721** (2004) 243 [hep-ph/0402246]; S. Goswami, these proceedings.
 9. A. Ereditato and A. Rubbia, Nucl. Phys. Proc. Suppl. **154**, 163 (2006).
 10. S. Choubey, hep-ph/0609182.
 11. P. Huber, M. Maltoni, T. Schwetz, Phys. Rev. D **71** (2005) 053006 [hep-ph/0501037].
 12. E.K. Akhmedov *et al.*, Nucl. Phys. B **542** (1999) 3; S. T. Petcov, Phys. Lett. B **434** (1998) 321; J. Bernabeu, S. Palomares Ruiz, S.T. Petcov, Nucl. Phys. B **669** (2003) 255.

13. R. Gandhi *et al.*, Phys. Rev. D **76** (2007) 073012; R. Gandhi *et al.*, Phys. Rev. D **78** (2008) 073001.
 14. O.L.G. Peres, A.Y. Smirnov, Nucl. Phys. B **680** (2004) 479 [hep-ph/0309312].
 15. M.C. Gonzalez-Garcia, M. Maltoni, A.Y. Smirnov, Phys. Rev. D **70** (2004) 093005.
 16. J.E. Campagne, M. Maltoni, M. Mezzetto and T. Schwetz JHEP **0704**, 003 (2007) [hep-ph/0603172].
 17. P. Huber, M. Lindner, W. Winter, Comput. Phys. Commun. **167** (2005) 195 [hep-ph/0407333]; P. Huber *et al.*, Comput. Phys. Commun. **177** (2007) 432 [hep-ph/0701187].
 18. P. Adamson *et al.* [MINOS Coll.], Phys. Rev. D **73**, 072002 (2006) [hep-ex/0512036].
 19. S. T. Petcov and T. Schwetz, Nucl. Phys. B **740**, 1 (2006) [hep-ph/0511277].
 20. T. Tabarelli de Fatis, Eur. Phys. J. C **24**, 43 (2002); S. Palomares-Ruiz and S. T. Petcov, Nucl. Phys. B **712** (2005) 392; D. Indumathi and M. V. N. Murthy, Phys. Rev. D **71** (2005) 013001; R. Gandhi *et al.*, Phys. Rev. D **73** (2006) 053001; S. Choubey and P. Roy, Phys. Rev. D **73**, 013006 (2006); A. Donini *et al.*, Eur. Phys. J. C **53** (2008) 599.
 21. P. Huber and T. Schwetz, Phys. Lett. B **669**, 294 (2008) [0805.2019].
 22. V. Barger, P. Huber, D. Marfatia and W. Winter, Phys. Rev. D **76**, 053005 (2007).
 23. N. Fornengo *et al.*, Phys. Rev. D **65**, 013010 (2002); A. Friedland, C. Lunardini and M. Maltoni, Phys. Rev. D **70**, 111301 (2004).
 24. G. L. Fogli *et al.*, Phys. Rev. D **60** (1999) 053006; M. C. Gonzalez-Garcia and M. Maltoni, Phys. Rev. D **70** (2004) 033010; M. C. Gonzalez-Garcia, F. Halzen and M. Maltoni, Phys. Rev. D **71**, 093010 (2005).
 25. G. L. Fogli *et al.*, Phys. Rev. D **67**, 093006 (2003).
 26. G. L. Fogli *et al.*, Phys. Rev. D **59**, 117303 (1999); S. Choubey and S. Goswami, Astropart. Phys. **14**, 67 (2000); V. D. Barger *et al.*, Phys. Lett. B **462**, 109 (1999); M. C. Gonzalez-Garcia and M. Maltoni, Phys. Lett. B **663**, 405 (2008).
 27. S. Choubey, JHEP **0712**, 014 (2007).