

Predictions for the cusp in $\eta \rightarrow 3\pi^0$ decay

C.-O. Gullström¹, A. Kupś^{1*} and A. Rusetsky^{2†}

¹*Department of Physics and Astronomy, Uppsala University, Box 516, 75120 Uppsala, Sweden*

²*Helmholtz-Institut für Strahlen- und Kernphysik and Bethe Center
for Theoretical Physics, Universität Bonn, D-53115 Bonn, Germany*

(Dated: November 11, 2018)

A realistic estimate of the cusp effect in the $\eta \rightarrow 3\pi^0$ decay is required for the forthcoming high precision experiments. The predictions for the size of this effect are given within the framework of nonrelativistic effective field theory.

PACS numbers: 13.25.-k, 12.39.Fe, 13.75.Lb

I. INTRODUCTION

The physical region in $M_{\pi^0\pi^0}$ invariant mass distribution for $\eta \rightarrow 3\pi^0$ decay extends below the charged two-pion threshold. It means that a cusp structure should be visible in this distribution around $2M_{\pi^\pm}$, in analogy with the pronounced cusp in $K^+ \rightarrow \pi^+\pi^0\pi^0$ decay, observed recently by NA48/2 collaboration [1]. In this paper, in particular, it has been shown that measuring charged kaon decays in the cusp region enables one to precisely determine S -wave $\pi\pi$ scattering lengths a_0 and a_2 , provided an accurate theoretical parameterization of the invariant mass distribution in terms of these scattering lengths is known [2, 3, 4, 5] (The strong impact of the unitarity cusp on $\pi^0\pi^0$ scattering was already mentioned in Ref. [6]). Moreover, the same logic applies to the neutral kaon decays into three pions, which have been studied in the recent experiment [7]. The theoretical framework for analysis of the neutral kaon decays is provided in Refs. [3, 4, 8] and the systematic inclusion of the electromagnetic effects both in charged and neutral kaon decays is considered in Ref. [9]. We further mention that the general structure of the amplitude in the neutral kaon decays is similar to the $\eta \rightarrow 3\pi^0$ decay amplitude. For this reason, e.g., the two-loop representation of the amplitude in terms of the $\pi\pi$ effective-range expansion parameters, derived in Ref. [8], can be directly used to predict the cusp in the $\eta \rightarrow 3\pi^0$ decay, which is studied in KLOE, Crystal Ball and WASA collaboration experiments [10, 11, 12].

It should be pointed out that the two-loop formula for the kaon decay amplitudes, which was mentioned above, have been obtained in Refs. [5, 8] within the non-relativistic effective field theory framework. This framework is ideally suited for parameterizing the final-state interactions in terms of the $\pi\pi$ scattering lengths (effective-range parameters, in general), whereas the expansion of the amplitudes in Chiral Perturbation Theory (ChPT) is performed in powers of the *quark masses* and is less convenient for expressing the amplitude in the cusp

region in terms of the observable quantities. (Note that, aside from the three-pion decays of charged and neutral kaons, the non-relativistic approach has been successfully applied recently to study of the K_{e4} decays [13].)

The aim of the present paper is to use the two-loop representation, derived in Ref. [8], to estimate the size of the cusp in the invariant mass distribution for $\eta \rightarrow 3\pi^0$ decays. This will finally allow one to judge, whether the forthcoming high-precision experiment will be able to see the cusp structure in the amplitude. Note that the cusp effect in the $\eta \rightarrow 3\pi^0$ decay has been addressed already in various settings, e.g. in Refs. [14, 15, 16].

In addition, we shall apply the same framework to study the experimental extraction of the slope parameter for the decay into three neutral pions. At present, the theory and experiment have not yet converged to a common denominator for this parameter. ChPT at one loop in the isospin symmetry limit [17] predicts a different sign for this parameter as compared to the experimentally measured one. At two loops, the sign of this quantity is no more fixed due to the large error bars coming from the unknown low-energy constants in ChPT [18] albeit the central value is still positive (The isospin-breaking corrections at one loop have been calculated in Refs. [16, 19, 20] and are found to be small.). However, the predicted sign in Ref. [21] where the calculations were done in the framework of unitarized ChPT, as well as the sign emerging in dispersive calculations [22, 23], agree with the existing experimental data. We believe that in the forthcoming high-precision measurements of the slope parameter it will be very important to use as accurate a parameterization of the decay amplitude, as possible. The parameterization should be based on solid theoretical ground and, in particular, should take into account the cusp phenomenon which emerges at the physical values of the pion masses.

II. THEORETICAL FRAMEWORK

Below we mainly follow the notations from Ref. [8]. The tree-level amplitudes are expressed in terms of the kinetic energies X_i

$$X_i = E_i - M_{\pi^0}, \quad (1)$$

*e-mail: Andrzej.Kupsc@physics.uu.se

†e-mail: rusetsky@itkp.uni-bonn.de

where E_i denote the pion energies in the eta rest frame. Up to the quadratic terms,

$$\begin{aligned}\mathcal{M}_{000}^{\text{tree}} &= K_0 + K_1(X_1^2 + X_2^2 + X_3^2), \\ \mathcal{M}_{+-0}^{\text{tree}} &= L_0 + L_1X_3 + L_2X_3^2 + L_3(X_1 - X_2)^2,\end{aligned}\quad (2)$$

where L_i, K_i are the effective couplings in the non-relativistic Lagrangian that describe $\eta \rightarrow 3\pi$ decays at tree level. Note that we use the same notation for these couplings as in Ref. [8], where they denote the couplings describing the 3-pion decays of the neutral kaons.

Assuming $\Delta I = 1$ rule in the $\eta \rightarrow 3\pi$ vertex, the isospin symmetry relates the amplitudes for $\eta \rightarrow 3\pi^0$ and $\eta \rightarrow \pi^+\pi^-\pi^0$ (we use Condon-Shortley phase convention)

$$\begin{aligned}\mathcal{M}_{000}(s_1, s_2, s_3) &= -\mathcal{M}_{+-0}(s_1, s_2, s_3) \\ &- \mathcal{M}_{+-0}(s_2, s_3, s_1) - \mathcal{M}_{+-0}(s_3, s_1, s_2).\end{aligned}\quad (3)$$

At tree level, this allows one to express the couplings K_i through L_i

$$\begin{aligned}K_0 &= -(3L_0 + L_1Q - L_3Q^2), \\ K_1 &= -(L_2 + 3L_3),\end{aligned}\quad (4)$$

where $Q = M_\eta - 3M_{\pi^0}$.

In general, $\eta \rightarrow 3\pi$ decay amplitudes are given in a form of a sum of the tree, one-loop, two-loop, ... contributions $\mathcal{M}_{000} = \mathcal{M}_0^{\text{tree}} + \mathcal{M}_0^{1\text{-loop}} + \mathcal{M}_0^{2\text{-loops}} + \dots$, and similarly for \mathcal{M}_{+-0} . The pertinent (rather lengthy) expressions are given in Ref. [8]. We do not display them here. It can be checked that these amplitudes in the isospin symmetry limit explicitly obey the constraints (3) at one- and two-loop level.

We wish to stress that the representations given in Refs. [5, 8] should be understood as a parameterization which should be fit to the data. In other words, the constants L_i, a_0, a_2, \dots are considered as free parameters to be fixed from the fit. In this paper, we however make an attempt to *predict* the size of the cusp – fitting first the tree-level amplitude in order to determine L_i and then using one- and two-loop representation to produce the cusp in the synthetic data. In doing this, we have fixed a_0, a_2 to their theoretical values [24] and neglected isospin breaking in the derivative 4-pion couplings, as well as the shape parameter and the P -waves.

The matching of L_i is done to:

- 1) The tree-level amplitude $\eta \rightarrow \pi^+\pi^-\pi^0$ in ChPT. According to Eq. (4), the overall normalization of the amplitude does not play a role, only the slopes matter. The result is given by

$$\begin{aligned}L_0 &= (4M_{\pi^0}^2 - 3(M_\eta - M_{\pi^0})^2)/(M_\eta^2 - M_{\pi^0}^2), \\ L_1 &= 6M_\eta/(M_\eta^2 - M_{\pi^0}^2), \\ L_2 &= L_3 = 0.\end{aligned}\quad (5)$$

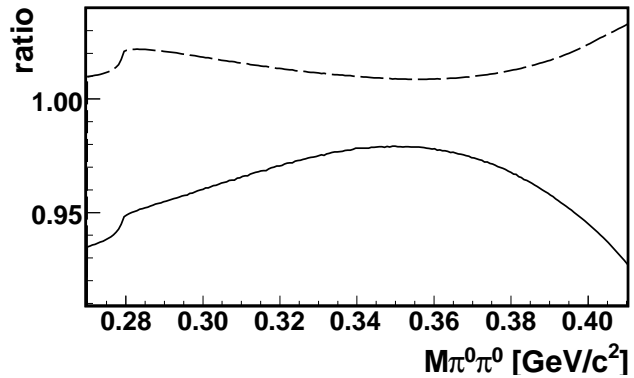


FIG. 1: Invariant mass distribution $d\Gamma/dM_{\pi^0\pi^0}$ divided by the phase space, calculated at two loops: 1) Matching to ChPT at tree level (dashed line); 2) Matching to the KLOE parameterization [25] (solid line).

- 2) The experimental amplitude extracted by KLOE collaboration [25].

In order to carry out the matching to the KLOE data, it is useful to introduce Dalitz variables for $\eta \rightarrow \pi^+\pi^-\pi^0$ decay

$$x = \sqrt{3}(X_1 - X_2)/Q, \quad y = 3X_3/Q - 1. \quad (6)$$

For the decay $\eta \rightarrow 3\pi^0$ one defines the variable

$$z = x^2 + y^2. \quad (7)$$

The phenomenological parameterization of the amplitude is given by

$$\mathcal{M}_{+-0} = A_c(1 + \alpha y + \beta y^2 + \gamma x^2), \quad (8)$$

with α, β, γ being complex quantities. The matching of Eq. (2) to the *real part* of Eq. (8) yields

$$\begin{aligned}L_0 &= A_c(1 - \text{Re } \alpha + \text{Re } \beta), \\ L_1 &= 3A_c(\text{Re } \alpha - 2\text{Re } \beta)/Q, \\ L_2 &= 9A_c \text{Re } \beta/Q^2, \\ L_3 &= 3A_c \text{Re } \gamma/Q^2.\end{aligned}\quad (9)$$

The right-hand side in Eq. (9) is fixed by using Eq. (6.4) and table 1 of Ref. [25]. Isospin-breaking corrections in Eqs. (8) and (9) are consistently neglected.

We would like to mention that the systematic way of fixing the parameters of the effective non-relativistic Lagrangian consists in performing a *simultaneous* fit of the non-relativistic representation to both charged and neutral invariant mass distributions. The results, which are contained in the present paper, should be considered only as a rough theoretical estimate of the expected size of the cusp effect in the $\eta \rightarrow 3\pi^0$ decay.

III. RESULTS

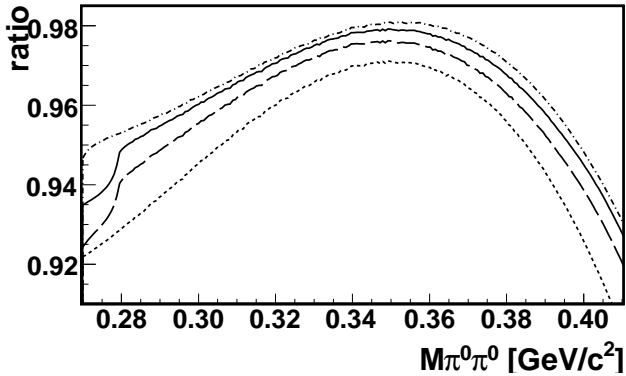


FIG. 2: Invariant mass distribution $d\Gamma/dM_{\pi^0\pi^0}$ divided by the phase space, with the couplings matched to the KLOE parameterization [25]: 1) Tree level (dotted line); 2) One loop (dashed line); 3) Two loops (solid line); 4) Two loops, assuming $M_{\pi^\pm} = M_{\pi^0}$ (dot-dashed line).

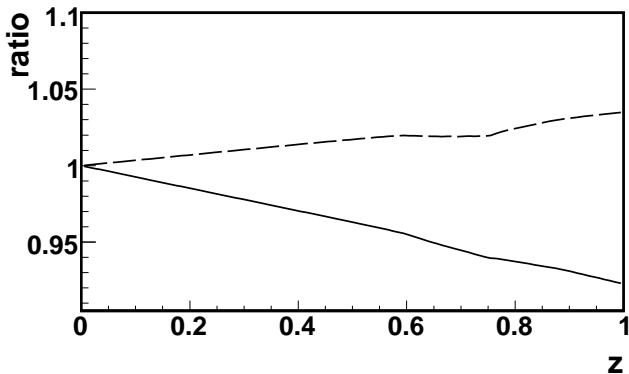


FIG. 3: Differential decay rate $d\Gamma/dz$ divided by the phase space at two loop: 1) Matching to ChPT at tree level (dashed line); 2) Matching to the KLOE parameterization [25].

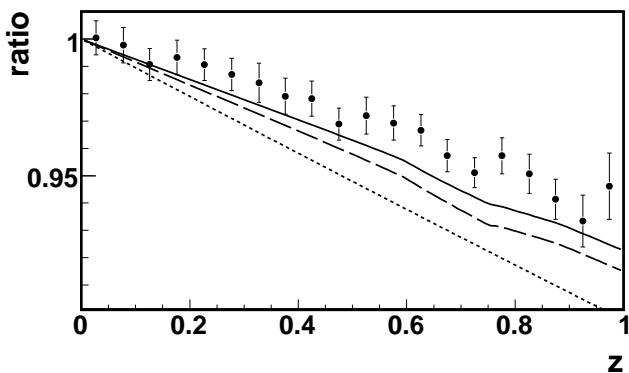


FIG. 4: Calculated $d\Gamma/dz$ divided by the phase space and comparison with Crystal Ball data [10]. Couplings matched to the KLOE parameterization [25]. 1) Tree level (dotted line); 2) One loop (dashed line); 3) Two loops (solid line).

In Fig. 1 we display the calculated invariant mass distribution for $\eta \rightarrow 3\pi^0$ decay, divided by the phase space. The decay amplitude is normalized in the center of the Dalitz plot

$$|\mathcal{M}_{000}(s_0, s_0, s_0)|^2 = 1, \quad s_0 = \frac{M_\eta^2}{3} + M_{\pi^0}^2. \quad (10)$$

We display the result for L_i, K_i matched to the tree-level result of ChPT, or to the KLOE amplitude [25]. The resulting cusp in both cases amounts roughly up to a 2% effect. We would like to mention that the sign of the cusp effect is fixed by the isospin symmetry, see Eqs. (3) and (4) and is thus a robust theoretical prediction.

In order to check the convergence of the method, in Fig. (2) we show the invariant mass distribution calculated at tree level, one and two loops, with the couplings L_i matched to the KLOE amplitude. It is seen that the shape of the cusp does not change much from one- to two-loop calculations, indicating at a rather robust prediction for a size of this effect.

Figure 3 contains our prediction for the differential decay rate in the variable z – again with L_i, K_i matched either to the tree-level result of ChPT, or to the KLOE amplitude. As expected, the slope parameter in the former case has the opposite sign as compared to the experimentally observed. Apart from a small dip around $z \simeq 0.75$, corresponding to the cusp, the differential decay rate is seen to be fairly linear in z .

The convergence of the loop expansion for the differential decay rate in the variable z and the comparison with the Crystal Ball data [10] is shown in Fig. 4. As seen, the data are described quite well.

IV. CONCLUSIONS

Using the two-loop parameterization of the $\eta \rightarrow 3\pi$ decay amplitudes [8], we have shown that the size of the cusp effect in the invariant mass distribution for $\eta \rightarrow 3\pi^0$ process amounts up to around 2%. Despite such tiny effect, one may expect that forthcoming high-precision experiments at Crystal Ball, KLOE and WASA-at-COSY with about 10^7 events in the Dalitz plot will be able to observe it. It is however unlikely that one could determine $\pi\pi$ scattering lengths at a reasonable accuracy from these experiments.

Moreover, the cusp effect modifies the differential decay rate for the $\eta \rightarrow 3\pi^0$ decay in the variable z , producing a dip around the value $z \simeq 0.75$. We expect that, in order to carry out an accurate analysis of the Dalitz plot distributions, this effect should be taken into account.

Finally, we wish to mention that for the cusp-like structure, which has been seen recently by the Crystal Ball collaboration experiment at MAMI-C [26], the *sign* of the effect is claimed to be different from the theoretical

prediction. To resolve this contradiction, experimental study of the $\eta \rightarrow 3\pi^0$ decay with a better statistics would be desirable.

Acknowledgments

We thank J. Gasser, B. Kubis, U.-G. Meißner, S. Prakhov, J. Bijnens and R. Nissler for useful discussions.

Partial financial support under the EU Integrated Infrastructure Initiative Hadron Physics Project (contract number RII3-CT-2004-506078) and DFG (SFB/TR 16, “Subnuclear Structure of Matter”) is gratefully acknowledged. This work was supported by EU MRTN-CT-2006-035482 (FLAVIA*net*). We acknowledge gratefully the financial support (by FZ Jülich and TR16) for the participation to the Hadron Physics Summer School 2008 in Bad Honnef.

-
- [1] J. R. Batley *et al.* [NA48/2 Collaboration], Phys. Lett. B **633**, 173 (2006) [arXiv:hep-ex/0511056].
 - [2] N. Cabibbo, Phys. Rev. Lett. **93**, 121801 (2004) [arXiv:hep-ph/0405001].
 - [3] N. Cabibbo and G. Isidori, JHEP **0503**, 021 (2005) [arXiv:hep-ph/0502130].
 - [4] E. Gamiz, J. Prades and I. Scimemi, Eur. Phys. J. C **50**, 405 (2007) [arXiv:hep-ph/0602023].
 - [5] G. Colangelo, J. Gasser, B. Kubis and A. Rusetsky, Phys. Lett. B **638**, 187 (2006) [arXiv:hep-ph/0604084].
 - [6] U.-G. Meißner, G. Müller and S. Steininger, Phys. Lett. B **406**, 154 (1997) [Erratum-ibid. B **407**, 454 (1997)] [arXiv:hep-ph/9704377].
 - [7] E. Abouzaid *et al.* [KTeV Collaboration], Phys. Rev. D **78**, 032009 (2008) [arXiv:0806.3535 [hep-ex]].
 - [8] M. Bissegger, A. Fuhrer, J. Gasser, B. Kubis and A. Rusetsky, Phys. Lett. B **659**, 576 (2008) [arXiv:0710.4456 [hep-ph]].
 - [9] M. Bissegger, A. Fuhrer, J. Gasser, B. Kubis and A. Rusetsky, Nucl. Phys. B **806**, 178 (2009) [arXiv:0807.0515 [hep-ph]].
 - [10] W. B. Tippens *et al.* [Crystal Ball Collaboration], Phys. Rev. Lett. **87**, 192001 (2001).
 - [11] F. Ambrosino *et al.* [KLOE collaboration], arXiv:0707.4137 [hep-ex].
 - [12] M. Bashkanov *et al.*, Phys. Rev. C **76**, 048201 (2007) [arXiv:0708.2014 [nucl-ex]].
 - [13] G. Colangelo, J. Gasser and A. Rusetsky, Eur. J. Phys. C (in print), arXiv:0811.0775 [hep-ph].
 - [14] J. Belina, Diploma thesis, University of Bern (2006).
 - [15] R. Nissler, PhD thesis, University of Bonn (2007).
 - [16] C. Ditsche, B. Kubis and U.-G. Meißner, arXiv:0812.0344 [hep-ph].
 - [17] J. Gasser and H. Leutwyler, Nucl. Phys. B **250**, 539 (1985).
 - [18] J. Bijnens and K. Ghorbani, JHEP **0711**, 030 (2007) [arXiv:0709.0230 [hep-ph]].
 - [19] R. Baur, J. Kambor and D. Wyler, Nucl. Phys. B **460**, 127 (1996) [arXiv:hep-ph/9510396].
 - [20] A. Deandrea, A. Nehme and P. Talavera, Phys. Rev. D **78**, 034032 (2008) [arXiv:0803.2956 [hep-ph]].
 - [21] B. Borasoy and R. Nissler, Eur. Phys. J. A **26**, 383 (2005) [arXiv:hep-ph/0510384].
 - [22] J. Kambor, C. Wiesendanger and D. Wyler, Nucl. Phys. B **465**, 215 (1996) [arXiv:hep-ph/9509374].
 - [23] J. Bijnens and J. Gasser, Phys. Scripta **T99**, 34 (2002) [arXiv:hep-ph/0202242].
 - [24] G. Colangelo, J. Gasser and H. Leutwyler, Nucl. Phys. B **603**, 125 (2001) [arXiv:hep-ph/0103088].
 - [25] A. Antonelli *et al.* [KLOE Collaboration], JHEP **0805**, 006 (2008) [arXiv:0801.2642 [hep-ex]].
 - [26] S. Prakhov *et al.*, arXiv:0812.1999 [hep-ex].