

# Uncertainties in Estimating the Indirect Production of $B_c$ and Its Excited States Via Top Quark Decays at CERN LHC

Xing-Gang Wu\*

*Department of Physics, Chongqing University, Chongqing 400044, P.R. China*

## Abstract

Main theoretical uncertainties in estimating the indirect production of  $(b\bar{c})$ -quarkonium ( $B_c^-$  meson and its excited states) via top quark decays,  $t \rightarrow (b\bar{c}) + c + W^+$ , are studied within the non-relativistic QCD framework. It is found that the dimensionless reduced decay width for a particular  $(b\bar{c})$ -quarkonium state,  $\bar{\Gamma}_n = \Gamma_n/\Gamma_{t \rightarrow W^+ + b}$ , is very sensitive to the  $c$ -quark mass, while the uncertainties from the  $b$ -quark and  $t$ -quark masses are small, where  $n$  stands for the eight  $(b\bar{c})$ -quarkonium states up to  $\mathcal{O}(v^4)$ :  $|(b\bar{c})(^1S_0)_1\rangle$ ,  $|(b\bar{c})(^3S_1)_1\rangle$ ,  $|(b\bar{c})(^1P_1)_1\rangle$ ,  $|(b\bar{c})(^3P_J)_1\rangle$  (with  $J = (1, 2, 3)$ ),  $|(b\bar{c})(^1S_0)_{8g}\rangle$  and  $|(b\bar{c})(^3S_1)_{8g}\rangle$  respectively. About  $10^8$   $t\bar{t}$ -pairs shall be produced per year at CERN LHC, if adopting the assumption that all the higher Fock states decay to the ground state with 100% probability, then we shall have  $(1.038_{-0.782}^{+1.353}) \times 10^5$   $B_c^-$  events per year. So the indirect production provides another important way to study the properties of  $B_c^-$  meson in comparison to that of the direct hadronic production at CERN LHC.

**PACS numbers:** 12.38.Bx, 12.39.Jh, 14.40.Nd, 14.40.Lb.

---

\* wuxg@cqu.edu.cn

## I. INTRODUCTION

The  $B_c$  meson is a double heavy quark-antiquark bound state and carries flavors explicitly, which provides a good platform for a systematic studies of the  $b$  or  $c$  quark decays. Since its first discovery at TEVATRON by CDF collaboration [1],  $B_c$  physics is attracting more and wide interests. Many progresses have been made for the direct hadronic production of  $B_c$  meson at high energy colliders [2], especially, a computer program BCVEGPY for generating the  $B_c$  events has been completed in Refs.[3, 4, 5] and has been accepted by several experimental groups to simulate the  $B_c$  events. It has been estimated with the help of BCVEGPY that about  $10^4$   $B_c$  events are expected to be recorded during the first year of the CMS running with a lepton trigger [6], and there are about  $10^4$   $B_c$  events with  $B_c \rightarrow J/\Psi + \pi$  decays in three years of ATLAS running [7].

On the other hand, the indirect production of  $B_c^+$  or  $B_c^-$ , including its excited states, via  $\bar{t}$ -decay or  $t$ -decay may also provide useful knowledge of these mesons. Without confusing and for simplifying the statements, later on we will not distinguish  $B_c^+$  and  $B_c^-$  (simply call them as  $B_c$ ) and all results for  $B_c^+$  and  $B_c^-$  obtained in the paper are symmetric in the interchange from particle to anti-particle. With a predicted cross section for top quark pair production hundred times larger than at TEVATRON and a much higher designed luminosity, e.g. it is expected that at CERN LHC  $\sim 10^8$   $t\bar{t}$ -pairs can be produced per year under the luminosity  $L = 10^{34} \text{cm}^{-2}\text{s}^{-1}$  [8], the LHC is poised to become a “top factory”. Therefore, the indirect production of  $B_c$  through top quark decays shall provide another important way to study the properties of  $B_c$  meson [9]. Within the non-relativistic QCD (NRQCD) framework [10], the decay channel  $t \rightarrow (b\bar{c}) + c + W^+$  in leading order (LO)  $\alpha_s$  calculation but with  $v^2$ -expansion up to  $v^4$  has been recently calculated with the so called ‘new trace technology’ [11], where  $(b\bar{c})$ -quarkonium is in one of the eight Fock states: the six color-singlet states  $|(b\bar{c})(^1S_0)_1\rangle$ ,  $|(b\bar{c})(^3S_1)_1\rangle$ ,  $|(b\bar{c})(^1P_1)_1\rangle$  and  $|(b\bar{c})(^3P_J)_1\rangle$  (with  $J = (1, 2, 3)$ ), and two color-octet states  $|(b\bar{c})(^1S_0)_{8g}\rangle$  and  $|(b\bar{c})(^3S_1)_{8g}\rangle$  respectively. It has been argued that when  $10^8$   $t\bar{t}$  events per year are produced at LHC, then it is possible to accumulate about  $10^5$   $B_c$  events per year via  $t$ -quark decays at LHC. Thus in comparison to that of the direct hadronic production, there may be some advantages in  $(b\bar{c})$ -quarkonium studies via the indirect production due to the fact that the top quark events shall always be recorded at LHC.

Considering the forthcoming LHC running, and various experimental feasibility studies of

$B_c$  are in progress, it may be interesting to know the theoretical uncertainties quantitatively in estimating of  $B_c$  production. The uncertainties of the direct hadronic production of  $B_c$  through its dominant gluon-gluon fusion mechanism has been studied in Refs.[12, 13], while the present paper is served to study the uncertainties of the indirect mechanism through the decay channel  $t \rightarrow (b\bar{c}) + c + W^+$ . These two cases are compensate to each other and may be useful for experimental studies. At the present, we shall restrict ourselves to examine the uncertainties at the lowest order, because the next-to-leading order (NLO) calculation cannot be available soon due to its complicatedness. For definiteness, we shall examine the main uncertainties that are caused by the value of the  $t$ -quark mass, the values of the bound state parameters  $m_c$  and  $m_b$ , and the choice of the renormalization scale  $Q^2$ .

The remainder of the paper is organized as follows. Section II gives the calculation technology for the indirect production of  $(b\bar{c})$ -quarkonium states through the top quark decays. Section III is devoted to present the numerical results and to discuss the corresponding uncertainties with the help of the formulae given in Ref.[11] . And section IV is reserved for a summary.

## II. CALCULATION TECHNOLOGY

Within the non-relativistic QCD (NRQCD) frame work [10], the dimensionless reduced decay width for the production of  $(b\bar{c})$ -quarkonium through the channel  $t(p_0) \rightarrow (b\bar{c})(p_1) + c(p_2) + W^+(p_3)$  takes the following factorization form:

$$\bar{\Gamma} = \sum_n \bar{\Gamma}_n = \sum_n \left[ \frac{1}{\Gamma_{t \rightarrow W^+ + b}} H_n(t \rightarrow (b\bar{c}) + c + W^+) \times \frac{\langle \mathcal{O}_n \rangle}{N_{col}} \right], \quad (1)$$

where  $\bar{\Gamma}_n$  stands for the reduced decay width for a particular  $(b\bar{c})$ -quarkonium state, and the sum is over all the  $(b\bar{c})$ -quarkonium states up to  $\mathcal{O}(v^4)$ , which includes six color singlets  $|(b\bar{c})(^1S_0)_1\rangle$ ,  $|(b\bar{c})(^3S_1)_1\rangle$ ,  $|(b\bar{c})(^1P_1)_1\rangle$  and  $|(b\bar{c})(^3P_J)_1\rangle$  (with  $J = (1, 2, 3)$ ), and two color octets  $|(b\bar{c})(^1S_0)_{8g}\rangle$  and  $|(b\bar{c})(^3S_1)_{8g}\rangle$  respectively.  $N_{col}$  refers to the number of colors,  $n$  stands for the involved states of  $(b\bar{c})$ -quarkonium.  $N_{col} = 1$  for singlets and  $N_{col} = N_c^2 - 1$  for octets.  $\langle \mathcal{O}_n \rangle$  stands for the decay matrix element that can be related with the wave function at zero  $R_S(0)$  or the derivative of the radial wave function at origin  $R'_P(0)$  through the saturation approximation [10]. The overall factor  $1/\Gamma_{t \rightarrow W^+ + b}$  is introduced to cut off the uncertainty from the electroweak coupling. The decay width of the two body decay process

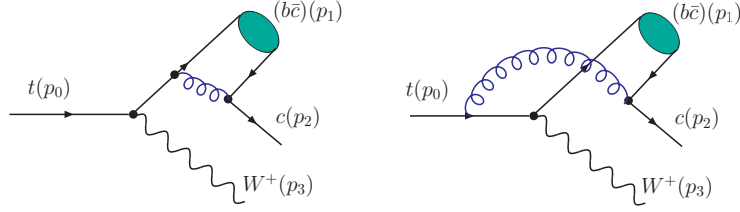


FIG. 1: Feynman diagrams for the indirect production of  $(b\bar{c})$ -quarkonium through top quark decays.

$t(p_1) \rightarrow b(p_2) + W^+(p_3)$  that is dominant for the  $t$ -quark decays can be written as

$$\Gamma_{t \rightarrow W^+ + b} = \frac{G_F m_t^2 |\vec{\mathbf{p}}_2|}{4\sqrt{2}\pi} \left[ (1 - y^2)^2 + x^2(1 + y^2 - 2x^2) \right], \quad (2)$$

where  $|\vec{\mathbf{p}}_2| = \frac{m_t}{2} \sqrt{(1 - (x - y)^2)(1 - (x + y)^2)}$ ,  $x = m_w/m_t$  and  $y = m_b/m_t$ .

As shown in Fig.(1), there are two Feynman diagrams for the concerned process  $t(p_0) \rightarrow (b\bar{c})(p_1) + c(p_2) + W^+(p_3)$ . Due to the involved massive quarks, the calculation of the process is very complicated and lengthy, to simplify the calculation, we have improved a so called ‘new trace technology’ to calculate the process [11]. Under such approach, we first arrange the whole amplitude into several orthogonal sub-amplitudes  $M_{ss'}$  according to the spins of the  $t$ -quark ( $s'$ ) and  $c$ -quark ( $s$ ), and then do the trace of the Dirac  $\gamma$  matrix strings at the amplitude level by properly dealing with the massive spinors, which results in explicit series over some independent Lorentz-structures, and finally, we obtain the square of the amplitude. All the necessary formulae together with its subtle points for the square of the hard scattering amplitude  $H_n(t \rightarrow (b\bar{c}) + c + W^+)$  can be found in Ref.[11], so we shall only present the main results here and the interesting reader may turn to Ref.[11] for more detailed calculation technology.

The involved color-singlet and color-octet matrix elements provide systematical errors for the NRQCD framework itself. Their values can be determined by global fitting of the experimental data or directly related to the wave functions at the zero point  $R_S(0)$  (or the derivative of the wave function at the zero point  $R'_P(0)$ ) derived from certain potential models for the color-singlet case, some potential models can be found in Ref.[14, 15, 16, 17]. A model dependent analysis of  $R_S(0)$  and  $R'_P(0)$  can be found in Ref.[18], where the spectrum of  $B_c$  under the Cornell potential [14], the Buchmüller-Tye potential [15], the power-law potential [16] and the logarithmic potential [17] have been discussed respectively in their discussions,

which shows that  $|R_S(0)|^2 \in [1.508, 1.710]\text{GeV}^3$  and  $|R'_P(0)|^2 \in [0.201, 0.327]\text{GeV}^5$ <sup>1</sup>. Since the model-dependent  $R_S(0)$  and  $R'_P(0)$  emerge as overall factors and their uncertainties can be conveniently discussed when we know their possible ranges well, so we shall not discuss such uncertainties in the present paper. More explicitly, we shall fix their values to be:  $|R_S(0)|^2 = 1.642 \text{ GeV}^3$  and  $|R'_P(0)|^2 = 0.201 \text{ GeV}^5$ , which is derived under the Buchmüller-Tye potential [18]. Secondly, although we do not know the exact values of the two decay color-octet matrix elements,  $\langle b\bar{c}(^1S_0)_8 | \mathcal{O}_8(^1S_0) | b\bar{c}(^1S_0)_8 \rangle$  and  $\langle b\bar{c}(^3S_1)_8 | \mathcal{O}_8(^3S_1) | b\bar{c}(^3S_1)_8 \rangle$ , we know that they are one order in  $v^2$  higher than the  $S$ -wave color-singlet matrix elements according to NRQCD scale rule. More specifically, based on the velocity scale rule [10], we have

$$\langle b\bar{c}(^1S_0)_8 | \mathcal{O}_8(^1S_0) | b\bar{c}(^1S_0)_8 \rangle \simeq \Delta_S(v)^2 \cdot \langle b\bar{c}(^1S_0)_1 | \mathcal{O}_1(^1S_0) | b\bar{c}(^1S_0)_1 \rangle \quad (3)$$

and

$$\langle b\bar{c}(^3S_1)_8 | \mathcal{O}_8(^3S_1) | b\bar{c}(^3S_1)_8 \rangle \simeq \Delta_S(v)^2 \cdot \langle b\bar{c}(^3S_1)_1 | \mathcal{O}_1(^3S_1) | b\bar{c}(^3S_1)_1 \rangle, \quad (4)$$

where the second equation comes from the vacuum-saturation approximation.  $\Delta_S(v)$  is of order  $v^2$  or so, and we take it to be within the region of 0.10 to 0.30, which is in consistent with the identification:  $\Delta_S(v) \sim \alpha_s(Mv)$  and has covered the possible variation due to the different ways to obtain the wave functions at the origin ( $S$ -wave) and the first derivative of the wave functions at the origin ( $P$ -wave) etc.

In addition to the color-singlet and color-octet matrix elements, the quark mass values  $m_t$ ,  $m_c$  and  $m_b$  also ‘generate’ uncertainties for the hadronic production. At present, these parameters cannot be completely fixed by fitting the available data of the heavy quarkonium. Furthermore, since the  $(b\bar{c})$ -quarkonium state is the non-relativistic and weak-binding bound state, we approximately have  $M_{B_c} = m_b + m_c$ , which also is the requirement from the gauge invariance of the hard scattering amplitude.

To choose the renormalization scale  $Q^2$  is a tricky problem for the estimates of the LO pQCD calculation. If  $Q^2$  is chosen properly, the results may be quite accurate. In the present case with three-body final state, there is ambiguity in choosing the renormalization scale  $Q^2$  and various choices of  $Q^2$  would generate quite different results. Such kind of ambiguity cannot be justified by the LO calculation itself, so we take it as the uncertainty of

---

<sup>1</sup> Since the Cornell potential has stronger singularity in spatially smaller states [18], so we do not include its corresponding values for  $R_S(0)$  and  $R'_P(0)$ .

TABLE I: Reduced decay width  $\bar{\Gamma}_n$  for the indirect production of  $B_c$  through top quark decays with varying  $m_c$ ,  $m_b$  and  $m_t$ , where  $n$  stands for a particular  $(cb)$ -quarkonium state.

$m_c$ (GeV)	1.5	1.2	1.8	1.5		1.5	
$m_b$ (GeV)	4.9	4.9		4.5	5.3	4.9	
$m_t$ (GeV)	172.5	172.5		172.5		170.	175.
$\bar{\Gamma}_{(1S_0)_1} (\times 10^4)$	3.590	7.095	2.053	3.605	3.573	3.580	3.600
$\bar{\Gamma}_{(3S_1)_1} (\times 10^4)$	4.975	10.530	2.690	4.877	5.065	4.959	4.991
$\bar{\Gamma}_{(1P_1)_1} (\times 10^5)$	3.543	10.704	1.449	3.628	3.470	3.526	3.559
$\bar{\Gamma}_{(3P_0)_1} (\times 10^5)$	2.110	5.294	1.009	2.301	1.952	2.106	2.114
$\bar{\Gamma}_{(3P_1)_1} (\times 10^5)$	4.390	12.528	1.883	4.585	4.224	4.372	4.407
$\bar{\Gamma}_{(3P_2)_1} (\times 10^5)$	4.718	15.642	1.765	4.652	4.774	4.693	4.743

the LO calculation, although when the NLO calculation of the subprocess is available, the uncertainty will become under control a lot. While the NLO calculation is very complicated and it cannot be available in the foreseeable future, so here we take  $Q^2$  as the possible characteristic momentum of the hard subprocess being squared. According to the factorization formulae, the running of  $\alpha_s$  should be of leading logarithm order, and the energy scale  $Q^2$  appearing in the calculation should be taken as one of the possible characteristic energy scales of the hard subprocess. As a default choice, we take  $Q^2 = 4m_c^2$ , since the intermediate gluon should be hard enough to produce a  $c$  and  $\bar{c}$  pair as shown in Fig.(1).

### III. NUMERICAL RESULTS AND DISCUSSIONS

Firstly, we study the uncertainties of  $m_t$ ,  $m_c$  and  $m_b$  in ‘a factorizable way’ by fixing the renormalization scale  $Q^2 = 4m_c^2$ . For instance, when focussing on the uncertainties from  $m_c$ , we let it be a basic ‘input’ parameter varying in a possible range  $m_c = 1.5 \pm 0.3$  GeV with all the other factors, including the  $t$ -quark mass,  $b$ -quark mass and *etc.* being fixed to their center values. The Particle Data Group value for the top quark mass is  $m_t = 172.5 \pm 2.7$  GeV [19]. And the  $b$ -quark mass  $m_b$  varies within the region of  $m_b = 4.9 \pm 0.4$  GeV. The reduced decay width  $\bar{\Gamma}_n$  for the indirect production of  $B_c$  through top quark decays with varying  $m_c$ ,

$m_b$  and  $m_t$  is shown in TAB.I, where  $n$  stands for a particular color singlet ( $cb$ )-quarkonium state. The results for the two  $S$ -wave color octet can be conveniently obtained from that of color singlet  $S$ -wave ( $cb$ )-quarkonium states and by setting  $\Delta_S(v) \in [0.10, 0.30]$ . The second column of TAB.I is for the center values of all these parameters, the third and fourth columns setting the upper and the lower limit for  $m_c$  varying within the region of [1.2, 1.8] GeV, the fifth and the sixth columns setting the upper and the lower limit for  $m_b$  varying within the region of [4.5, 5.3] GeV, and the seventh and eighth columns setting the upper and the lower limit for  $m_t$  varying within the region of [170., 175.] GeV respectively.

From TAB.I, it is found that the reduced decay width  $\bar{\Gamma}_n$  is very sensitive to  $m_c$ .  $\bar{\Gamma}_n$  decreases with the increment of  $m_c$ , and more definitely, when  $m_c$  increase by steps of 0.1GeV,  $\bar{\Gamma}_n$  decreases by 10%  $\sim$  20% for  $S$ -wave states and by 25%  $\sim$  35% for  $P$ -wave states. This condition is similar to the direct hadronic production [12], which is caused by the fact that a larger  $m_c$  leads to a smaller allowed phase space. Summing up all the mentioned Fock states' contribution, we obtain  $\sum_n \bar{\Gamma}_n = (1.038_{-0.498}^{+1.324}) \times 10^{-3}$  for  $m_c \in [1.2, 1.8]$ GeV and  $\Delta_S(v) \in [0.10, 0.30]$ , where the center value is for  $m_c = 1.5$ GeV,  $m_b = 4.9$ GeV,  $m_t = 172.5$ GeV and  $\Delta_S(v) = 0.2$ .

The reduced decay width  $\bar{\Gamma}_n$  slightly decreases with the increment of  $m_b$  for  $n = |(b\bar{c})(^1S_0)_1\rangle$ ,  $n = |(b\bar{c})(^1S_0)_{8g}\rangle$ ,  $|(b\bar{c})(^1P_1)_1\rangle$ ,  $|(^3P_0)_1\rangle$  and  $|(b\bar{c})(^3P_1)_1\rangle$  respectively, but increases with the increment of  $m_b$  for  $n = |(b\bar{c})(^3S_1)_1\rangle$ ,  $|(b\bar{c})(^3S_1)_{8g}\rangle$  and  $|(b\bar{c})(^3P_2)_1\rangle$  respectively. As for the direct hadronic production of  $B_c$ , since there is a  $b$ -quark jet in the final state, so the production shall always decrease with the increment of  $b$ -quark mass [12]. While for the present case, there is no such  $b$ -quark jet in the final state, so the condition is slightly different. Further more, it is found that when  $m_b$  increase by steps of 0.2GeV, the uncertainties is less than 1%. Summing up all the mentioned Fock states' contribution, we obtain  $\sum_n \bar{\Gamma}_n = (1.038_{-0.022}^{+0.037}) \times 10^{-3}$  for  $m_b \in [4.5, 5.3]$ GeV and  $\Delta_S(v) \in [0.10, 0.30]$ .

The reduced decay width  $\bar{\Gamma}_n$  slightly increases with the increment of  $m_t$ , which is due to the larger phase space for a larger  $m_t$ . To check the results of Ref.[11], we also calculate the results for  $m_t = 176$ GeV, which shows a good agreement with those of Ref.[11]. Summing up all the mentioned Fock states' contribution, we obtain  $\sum_n \bar{\Gamma}_n = (1.038_{-0.029}^{+0.046}) \times 10^{-3}$  for  $m_t \in [170, 175]$ GeV and  $\Delta_S(v) \in [0.1, 0.3]$ .

Secondly, we study the uncertainties caused by the various choices of  $Q^2$ , where for consistency, the leading order  $\alpha_s$  running is adopted, i.e.  $\alpha_s(Q^2) = 4\pi/[(11 - \frac{2}{3}n_f) \ln(Q^2/\Lambda_{QCD}^2)]$ ,

TABLE II: Reduced decay width  $\bar{\Gamma}_n$  for the indirect production of  $B_c$  through top quark decays with three typical renormalization scale  $Q^2$ , where  $n$  stands for a particular color-singlet ( $cb$ )-quarkonium state.

$m_c$ (GeV)	$Q^2 = E_{B_c}^2$	$Q^2 = 4m_b^2$	$Q^2 = 4m_c^2$
$\bar{\Gamma}_{(1S_0)_1} (\times 10^4)$	2.125	1.738	3.590
$\bar{\Gamma}_{(3S_1)_1} (\times 10^4)$	2.875	2.408	4.975
$\bar{\Gamma}_{(1P_1)_1} (\times 10^5)$	2.040	1.715	3.543
$\bar{\Gamma}_{(3P_0)_1} (\times 10^5)$	1.177	1.022	2.110
$\bar{\Gamma}_{(3P_1)_1} (\times 10^5)$	2.546	2.125	4.390
$\bar{\Gamma}_{(3P_2)_1} (\times 10^5)$	2.700	2.284	4.718

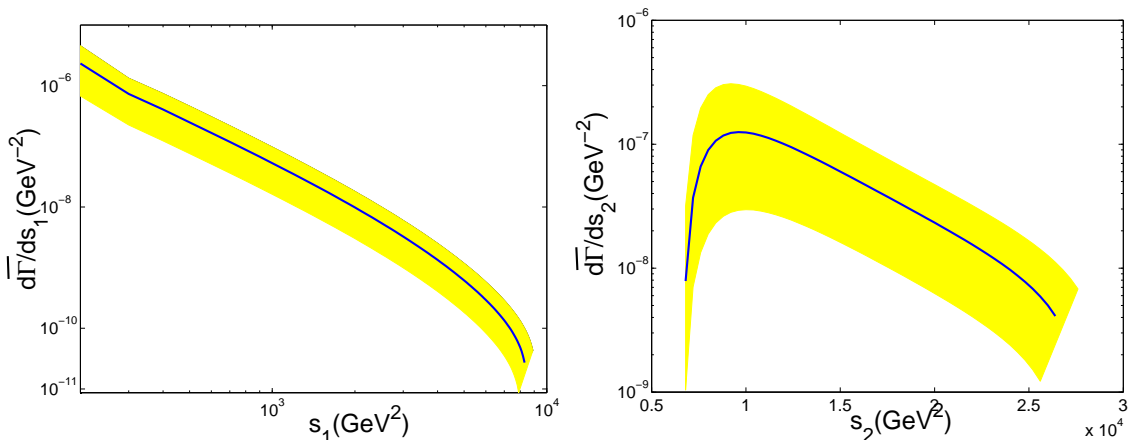


FIG. 2: Differential distributions  $d\bar{\Gamma}/ds_1$  and  $d\bar{\Gamma}/ds_2$ . The shaded shows the uncertainty and the solid line is for the center value with  $m_c = 1.5\text{GeV}$ ,  $m_b = 4.9\text{GeV}$  and  $m_t = 172.5\text{GeV}$ .

where  $n_f = 3$  and  $\Lambda_{QCD} = 200\text{MeV}$ . We choose three typical renormalization scale  $Q^2$ : Type A:  $Q^2 = 4m_c^2$ ; Type B:  $Q^2 = 4m_b^2$ ; Type C:  $Q^2 = E_{B_c}^2$ , where  $E_{B_c}$  stands for the  $B_c$  meson energy in the top quark rest frame, and by setting  $s_2 = (p_2 + p_3)^2$  for the channel  $t(p_0) \rightarrow (b\bar{c})(p_1) + c(p_2) + W^+(p_3)$ , we have  $E_{B_c} = (m_t^2 + M_{B_c}^2 - s_2)/(2m_t)$ . The uncertainties for the reduced decay width  $\bar{\Gamma}_n$  with three typical choices of  $Q^2$  are given in TAB.II, where  $m_c = 1.5\text{GeV}$ ,  $m_b = 4.9\text{GeV}$  and  $m_t = 172.5\text{GeV}$ . It is found that the reduced width for  $Q^2 = 4m_b^2$  is only about half of that of  $Q^2 = 4m_c^2$ , which is a comparatively large effect.

Finally, we discuss the combined effects of all the above mentioned uncertainty sources



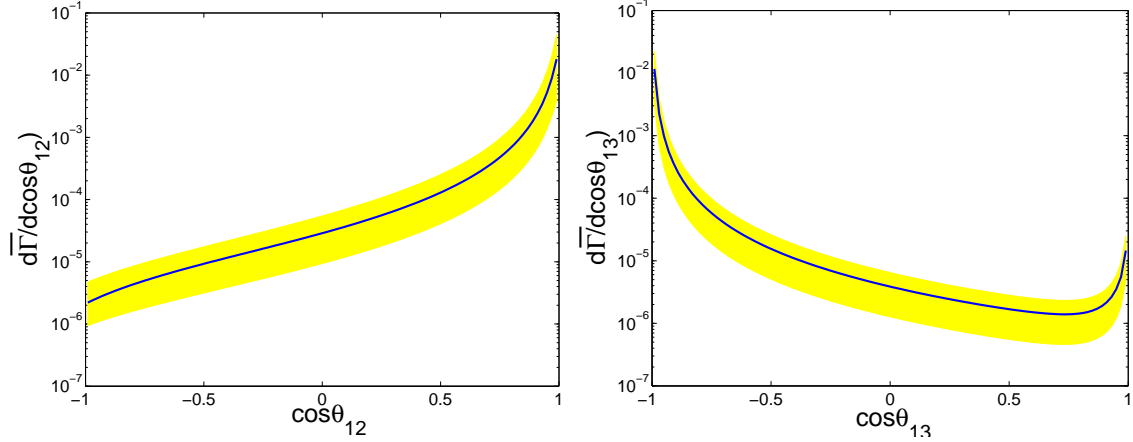


FIG. 3: Differential distributions  $d\bar{\Gamma}/d\cos\theta_{12}$  and  $d\bar{\Gamma}/d\cos\theta_{13}$ . The shaded shows the uncertainty and the solid line is for the center value with  $m_c = 1.5\text{GeV}$ ,  $m_b = 4.9\text{GeV}$  and  $m_t = 172.5\text{GeV}$ .

by varying  $m_c \in [1.2, 1.8]\text{GeV}$ ,  $m_b \in [4.5, 5.3]\text{GeV}$ ,  $m_t \in [170, 175]\text{GeV}$  and by taking one of the three typical renormalization scales simultaneously, where all the mentioned Fock states' contributions shall be summed up. Additionally, the value of  $m_b + m_c$  can not be too small, as has been found both experimentally and theoretically that the mass of the ground state  $(b\bar{c})$ -quarkonium is around  $6.30\text{GeV}$  [20, 21], so we imply  $m_b + m_c \gtrsim 6.20\text{GeV}$  as an extra constraints. Summing up all the mentioned Fock states' contribution, we obtain  $\sum_n \bar{\Gamma}_n = (1.038_{-0.782}^{+1.353}) \times 10^{-3}$ . Let us show some more characteristics of the decay  $t \rightarrow (b\bar{c}) + c + W^+$ . The differential distributions of the reduced decay width versus the invariant masses  $s_1 = (p_1 + p_2)^2$  and  $s_2 = (p_2 + p_3)^2$ , i.e.  $d\bar{\Gamma}/ds_1$  and  $d\bar{\Gamma}/ds_2$  are shown in Fig.(2). While the differential distributions of the reduced decay width versus  $\cos\theta_{13}$  and  $\cos\theta_{12}$ , i.e.  $d\bar{\Gamma}/d\cos\theta_{12}$  and  $d\bar{\Gamma}/d\cos\theta_{13}$  are shown in Fig.(3), where  $\theta_{13}$  is the angle between  $\vec{p}_1$  and  $\vec{p}_3$ , and  $\theta_{12}$  is the angle between  $\vec{p}_1$  and  $\vec{p}_2$  respectively in the  $t$ -quark rest frame ( $\vec{p}_0 = 0$ ). In drawing the curves, all the mentioned Fock states' contribution have been summed up for convenience. The shaded band shows the corresponding uncertainty, with the upper edge of the band is obtained by setting  $m_c = 1.2\text{GeV}$ ,  $m_b = 5.0\text{GeV}$ ,  $m_t = 175\text{GeV}$  and  $Q^2 = 4m_c^2$  and the lower edge of the band is obtained by setting  $m_c = 1.8\text{GeV}$ ,  $m_b = 5.3\text{GeV}$ ,  $m_t = 170\text{GeV}$  and  $Q^2 = 4m_b^2$ , and the center solid line is for  $m_c = 1.5\text{GeV}$ ,  $m_b = 4.9\text{GeV}$ ,  $m_t = 172.5\text{GeV}$  and  $Q^2 = 4m_c^2$ .

## IV. SUMMARY

In the paper we have presented quantitative studies on the main uncertainties in estimating the indirect production of the  $(b\bar{c})$ -quarkonium via top quark decays,  $t \rightarrow (b\bar{c}) + c + W^+$ . It is found that the reduced decay width  $\bar{\Gamma}_n$  is very sensitive to the  $c$ -quark mass, while the uncertainty from the  $b$ -quark and  $t$ -quark masses are small. The renormalization scale also affects the decay width to a certain degree. A comparative study on the similarity and difference of the direct and indirect production has also been presented in due places. About  $10^8$   $t\bar{t}$ -pairs shall be produced per year at CERN LHC, if adopting the assumption that all the higher Fock states decay to the ground state with 100% probability, then we may have  $(1.038_{-0.782}^{+1.353}) \times 10^5$   $B_c^-(B_c^+)$  events per year. So the indirect production is another important way to study the properties of  $B_c$  meson in comparison to that of the direct hadronic production at LHC. Further more, the contribution from the  $P$ -wave states together with the two color-octet Fock states can be about 20% in total, so the  $P$ -wave production itself is worthwhile to study the possibility of directly measuring the  $P$ -wave  $B_c$  states.

## Acknowledgements

This work was supported in part by Natural Science Foundation Project of CQ CSTC under grant number 2008BB0298 and Natural Science Foundation of China under grant number 10805082, the National Basic Research Programme of China under Grant No 2003CB716300, and by the grant from the Chinese Academy of Engineering Physics under the grant numbers: 2008T0401 and 2008T0402.

- 
- [1] CDF Collaboraten, F. Abe, *et al.*, Phys. Rev. Lett. **81**, 2432 (1998); Phys. Rev. **D58**, 112004 (1998).
  - [2] Chao-Hsi Chang, Int.J.Mod.Phys. **A21**, 777(2006) and references therein.
  - [3] Chao-Hsi Chang, Chafik Driouich, Paula Eerola and Xing-Gang Wu, Comput. Phys. Commun. **159**, 192(2004).

- [4] Chao-Hsi Chang, Jian-Xiong Wang and Xing-Gang Wu, *Comput. Phys. Commun.* **174**, 241(2006).
- [5] Chao-Hsi Chang, Jian-Xiong Wang and Xing-Gang Wu, *Comput. Phys. Commun.* **175**, 624(2006).
- [6] S.H. Zhang, A.A. Belkov, S. Shulga and G.M. Chen, *chin.Phys.Lett.***21**, 2380(2004).
- [7] V. Kartvelishvili, *for the ATLAS Collaboration*, *Nucl.Phys. B (Proc.Suppl)* **164**, 161(2007).
- [8] N. Kidonakis and R. Vogt, *Int. J. Mod. Phys. A***20**, 3171, 2005; F. Hubaut, *et al.*, ATLAS collaboration, hep-ex/0605029; V. Barger and R.J. Phillips, Report No. MAD/PH/789, 1993.
- [9] C.F. Qiao, C.S. Li and K.T. Chao, *Phys.Rev. D***54**, 5606(1996).
- [10] G.T. Bodwin, E. Braaten and G.P. Lepage, *Phys. Rev. D* **51**, 1125 (1995); Erratum *Phys. Rev. D* **55**, 5853 (1997).
- [11] Chao-Hsi Chang, Jian-Xiong Wang and Xing-Gang Wu, *Phys.Rev. D***77**, 014022(2008).
- [12] Chao-Hsi Chang and Xing-Gang Wu, *Eur.Phys.J. C***38**, 267(2004).
- [13] Chao-Hsi Chang, Cong-Feng Qiao, Jian-Xiong Wang and Xing-Gang Wu, *Phys.Rev. D***71**, 074012(2005).
- [14] E. Eichten, K. Gottfried, T. Kinoshita, K.D. Lane and T.M. Yan, *Phys.Rev. D***17**, 3090(1978); *ibid.* **21**, 313(E)(1980); *ibid.***21**, 203(1980).
- [15] W. Buchmüller and S.-H.H. Tye, *Phys.Rev. D***24**, 132(1981).
- [16] A. Martin, *Phys.Lett. B***93**, 338(1980).
- [17] C. Quigg and J.L. Rosner, *Phys.Lett. B***71**, 153(1977).
- [18] E.J. Eichten and C. Quigg, *Phys.Rev. D***49**, 5845(1994).
- [19] W.M. Yao *etal.*, *J.Phys. G* **33**, 1(2006).
- [20] CDF Collaboraten, A. Abulencia, *et al.*, *Phys. Rev. Lett.* **96**, 082002(2006).
- [21] I.F. Allison *et al.*, *Phys.Rev. Lett.***94**, 172001(2005), and reference therein.