

A quadratic algorithm for road coloring

Marie-Pierre Béal and Dominique Perrin

Université Paris-Est

Institut Gaspard-Monge, LabInfo CNRS

77454 Marne-la-Vallée Cedex 2, France

{beal,perrin}@univ-mlv.fr

Abstract

The road coloring theorem states that every aperiodic directed graph with constant out-degree has a synchronized coloring. This theorem had been conjectured during many years as the road coloring problem before being settled by A. Trahtman.

Trahtman's proof leads to an algorithm that finds a synchronized labeling with a cubic worst-case time complexity. We show a variant of his construction with a worst-case complexity which is quadratic in time and linear in space. We also extend the road coloring theorem to the periodic case.

1 Introduction

Imagine a map with roads which are colored in such a way that a fixed sequence of colors, called a homing sequence, leads the traveler to a fixed place whatever be the starting point. Such a coloring of the roads is called synchronized and finding a synchronized coloring is called the road coloring problem. In terms of graphs, it consists in finding a synchronized labeling in a directed graph.

The road coloring theorem states that every aperiodic directed graph with constant out-degree has a synchronized coloring (an aperiodic graph is strongly connected and the gcd of its cycles is equal to 1). It has been conjectured under the name of the road coloring problem by Adler, Goodwin, and Weiss [2], and solved for many particular types of automata (see for instance [2], [8], [7], [10]). Trahtman settled the conjecture in [11].

The problem is not only a puzzle but has many applications in various areas like coding or design of computational systems. That systems are often modeled by finite-state automata (*i.e.* graphs with labels). Due to some

noise, the system may take a wrong transition. This noise may for instance result from the physical properties of sensors, from unreliability of computational hardware, or from insufficient speed of the computer with respect to the arrival rate of input symbols. It turns out that the asymptotic behavior of synchronized automata is better than the behavior of unsynchronized ones (see [5]). Synchronized automata are thus less sensitive to the effect of noise.

In the domain of coding, automata with outputs (*i.e.* transducers) can be used as encoders or decoders. When they are synchronized, the behavior of the coder or of the decoder is improved in the presence of noise or errors. For instance, the well known Huffman compression scheme leads to a synchronized encoder provided the lengths of the codewords of the Huffman code are mutually prime. It is also a consequence of the road coloring theorem that coding schemes for constrained channels can have sliding block decoders and synchronized encoders (see [1] and [9]).

Trahtman's proof is constructive and leads to an algorithm that finds a synchronized labeling with a cubic worst-case time complexity [12]. The algorithm consists in a sequence of flips of edges with the same origin so that the resulting automaton is synchronized. One first searches a sequence of flips leading to an automaton with a stable pair of states (s, t) (*i.e.* with good synchronizing properties). One then quotients the automaton by the congruence generated by (s, t) and iterates the process on this smaller automaton. Trahtman's method for finding the flips leading to a stable pair has a worst-case quadratic time complexity, which makes his algorithm cubic.

In this paper, we design a worst-case linear time algorithm for finding a sequence of flips until the automaton has a stable pair. This makes the algorithm quadratic in time and linear in space. The sequence of flips is obtained by fixing a color, say red, and by considering the red cycles formed with red edges, taking into account the positions of the root of red trees attached to each cycle. The prize to pay for decreasing the time complexity is some more complication in the choice of the flips.

The article is organized as follows. In Section 2, we give some definitions to formulate the problem in terms of finite automata instead of graphs. In Section 3 we describe Trahtman's algorithm and our variant. This variant allows us to find a coloring that has a so called stable pair in linear time. We give both an informal description of the algorithm with pictures illustrating the constructions, and a pseudocode. The complexity is analyzed in Section 5. In a final section, we extend the road coloring theorem to periodic graphs.

2 The road coloring theorem

In order to formulate the *road coloring problem* we introduce the notion of automaton. A (finite) *automaton* \mathcal{A} over some (finite) alphabet A is composed of a finite set Q of states and a finite set E of edges which are triples (p, a, q) where p, q are states and a is a symbol from A called the *label* of the edge.

An automaton is *deterministic* if, for each state p and each letter a , there is at most one edge starting in p and labeled with a . It is *complete deterministic* if, for each state p and each letter a , there is exactly one edge starting in p and labeled with a . This implies that, for each state p and each word w , there is exactly one path starting in p and labeled with w . If this unique path ends in a state q , we denote by $p \cdot w$ the state q .

An automaton is *irreducible* if its underlying graph is strongly connected. It is *aperiodic* if it is irreducible and if the gcd of the lengths of its cycles is equal to 1. Note that this is not the notion of aperiodic automaton used elsewhere and which refers to the period of words labeling the cycles (see e.g. [6]).

A *synchronizing word* of a deterministic complete automaton is a word w such that for any states p, q , one has $p \cdot w = q \cdot w$. A synchronizing word is also called a *reset sequence* or a *magic sequence*, or also a *homming word*. An automaton which has a synchronizing word is called *synchronized* (see an example on the right part of Figure 1).

Two automata which have isomorphic underlying graphs are called *equivalent*. Hence two equivalent automata differ only by their labeling of their edges. In the sequel, we shall consider only complete deterministic automata.

The *road coloring theorem* can be stated as follows.

Theorem 1 (A. Trahtman [11]). *Any aperiodic automaton is equivalent to a synchronized one.*

3 An algorithm to find a synchronized coloring

Trahtman's proof of Theorem 1 is constructive and gives an algorithm to find a labeling that makes the automaton synchronized provided it is aperiodic.

In the sequel \mathcal{A} denotes an n -state deterministic and complete automaton over an alphabet A . We fix a particular letter $a \in A$. Edges labeled by a are also called *red edges*. The other ones are called *blue*.

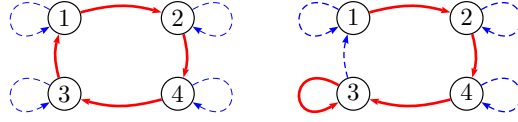


Figure 1: Two complete aperiodic deterministic automata labeled on $A = \{a, b\}$. A thick red plain edge is an edge labeled by a while a thin blue dashed edge is an edge labeled by b . The automaton on the left is not synchronized. The one on the right is synchronized; for instance, the word aaa is a synchronizing word. The two automata are equivalent.

A *synchronizable pair* of states in an automaton is a pair of states (p, q) such that there is a word w with $p \cdot w = q \cdot w$. It is well known that an automaton is synchronized if all its pairs of states are synchronizable.

A *stable pair* of states in an automaton is a pair of states (p, q) such that, for any word u , $(p \cdot u, q \cdot u)$ is a synchronizable pair. Note that in a synchronized automaton, any pair of states is stable. Note also that if (p, q) is a stable pair, then for any word u , $(p \cdot u, q \cdot u)$ also is a stable pair, hence the terminology. Note also that, if (p, q) and (q, r) are stable pairs, then (p, r) also is a stable pair. It follows that the relation defined on the set of states by $p \equiv q$ if (p, q) is a stable pair, is an equivalence relation. It is actually a congruence called the *stable pair congruence*. More generally, a congruence such that any pair of states in a same class is stable, is called a *stable pair congruence*. The congruence *generated by* a stable pair (s, t) is the least congruence such that s and t belong to a same class. It is a stable pair congruence.

The computation of the congruence generated by (s, t) can be performed with a call to procedure $\text{MERGE}(s, t)$ described below, where the function FIND computes the class leader of a state, and the procedure UNION realizes the union of the classes of two states. After merging two classes whose leaders are p and q respectively, we need to merge the classes of $p \cdot \ell$ and $q \cdot \ell$ for any $\ell \in A$.

```

MERGE( stable pair  $(s, t)$ )
1   $x \leftarrow \text{FIND}(s)$ 
2   $y \leftarrow \text{FIND}(t)$ 
3  if  $x \neq y$ 
4      then  $\text{UNION}(x, y)$ 
5          for  $\ell \in A$ 
6              do  $\text{MERGE}(x \cdot \ell, y \cdot \ell)$ 

```

If \mathcal{A} is an automaton, the *quotient* of \mathcal{A} by a stable pair congruence is

the following automaton \mathcal{B} . The states of \mathcal{B} are the classes of Q under the congruence. The edges of \mathcal{B} are the triples (\bar{p}, ℓ, \bar{q}) where (p, ℓ, q) is an edge of \mathcal{A} . The automaton \mathcal{B} is complete deterministic when \mathcal{A} is complete deterministic. The automaton \mathcal{B} is irreducible (resp. aperiodic) when \mathcal{A} is irreducible (resp. aperiodic).

Lemma 2 (Culik *et al.* [4]). *If the quotient \mathcal{B} of an automaton \mathcal{A} by a stable pair congruence is equivalent to a synchronized automaton \mathcal{B}' , then \mathcal{A} is equivalent to a synchronized automaton \mathcal{A}' .*

Proof. Let \mathcal{B}' be a synchronizable labeling of \mathcal{B} . The equivalent automaton \mathcal{A}' is defined as follows. If there is an edge (p, ℓ, q) in \mathcal{A} but no edge (\bar{p}, ℓ, \bar{q}) in \mathcal{B}' , then there is an edge (\bar{p}, c, \bar{q}) in \mathcal{B}' with $\ell \neq c$. Then we flip the labels of the two edges labeled ℓ and c going out of p in \mathcal{A} . This definition is consistent with the definition of the edges of \mathcal{B} . After all flips, \mathcal{B}' is still a quotient of \mathcal{A}' .

Let us show that \mathcal{A}' is synchronized. Let w be a synchronizing word of \mathcal{B}' and r the state ending any path labeled by w in \mathcal{B}' . Let p, q be two states of \mathcal{A}' . Then $p \cdot w$ and $q \cdot w$ belong to the congruence class of r . Hence $(p \cdot w, q \cdot w)$ is a stable pair of \mathcal{A}' . Therefore (p, q) is a synchronizable pair of \mathcal{A}' . All pairs of \mathcal{A}' being synchronizable, \mathcal{A}' is synchronized. \square

Trahtman's algorithm for finding a synchronized coloring of an aperiodic automaton \mathcal{A} consists in finding an equivalent automaton \mathcal{A}' of \mathcal{A} that has a synchronizable pair (s, t) , then in recursively finding a synchronized coloring \mathcal{B}' for the quotient automaton \mathcal{B} by the congruence generated by (s, t) , and finally in lifting up this coloring into the initial automaton, as explained in the proof of Lemma 2. The algorithm is described in the following pseudocode, where the procedure FINDCOLORING, which finds a stable pair of states in any aperiodic automaton, is described in the next section.

FINDCOLORING(aperiodic automaton \mathcal{A})

```

1  $\mathcal{A}_0 \leftarrow \mathcal{A}$ 
2 while  $\mathcal{A}$  has at least two states
3     do  $\mathcal{A}, (s, t) \leftarrow \text{FINDSTABLEPAIR}(\mathcal{A})$ 
4         lift the coloring of  $\mathcal{A}$  up to  $\mathcal{A}_0$ 
5          $\mathcal{A} \leftarrow$  the quotient of  $\mathcal{A}$  by the congruence generated par  $(s, t)$ 
6 return  $\mathcal{A}_0$ 

```

The termination of the algorithm is guaranteed by the fact that the number of states of the quotient automaton of \mathcal{A} is strictly less than the number of states of \mathcal{A} .

4 Finding a stable pair

In this section, we consider an aperiodic complete deterministic automaton \mathcal{A} over the alphabet A . We describe how to find an equivalent automaton that has a stable pair with a linear-time complexity.

In order to describe the algorithm, we give some definitions and notations.

Let \mathcal{R} be the subgraph of the graph of \mathcal{A} made of the red edges. The graph \mathcal{R} is a disjoint union of connected component called *clusters*. Since each state has exactly one outgoing edge in \mathcal{R} , each cluster contains a unique cycle with trees attached to the cycle at their root. If r is the root of such a tree, its *children* are the states p such that p is not on the a red cycle and (p, a, r) is an edge. If p, q belong to a same tree, p is an *ancestor* of q (or q is a *descendant* of p) in the tree if there is a red path from q to p .

For each state p of the cluster, we define the *level* of p as the distance between p and to the root of the tree containing p . If p belongs to the cycle, its level is null. For each state p , we denote by $cluster[p]$ the cluster containing p . A *maximal state* is a state of maximal level. A *maximal cluster* is a cluster containing a maximal state. A *maximal tree* is a tree containing at least one maximal state and rooted at a state of level 0. A *maximal root* is the root of a maximal tree.

Let \mathcal{C} be the red cycle of a cluster and k its length. The states along the cycle are numbered from 0 to $k - 1$ in a clockwise order. If p belongs to the cycle, we denote this number by $num[p]$.

The algorithm relies on the following key lemma due to Trahtman [11]. It uses the notion of minimal images in an automaton. An *image* in an irreducible automaton $\mathcal{A} = (Q, E)$ is a set of states $I = Q \cdot w$, where w is a word and $Q \cdot w = \{q \cdot w \mid q \in Q\}$. A *minimal image* in an automaton is an image which is a minimal element of the set of images for set inclusion. In an irreducible automaton two minimal images have the same cardinality which is called the *minimal rank* of \mathcal{A} .

Lemma 3 (Trahtman [11]). *If all maximal states in an irreducible automaton \mathcal{A} belong to the same tree, then \mathcal{A} has a stable pair.*

Proof. Since \mathcal{A} is irreducible, there is a minimal image I containing a maximal state p . Let ℓ the level of p (*i.e.* the distance between p and the root r of its tree). Let us assume that there is a state $q \neq p \in I$ of level ℓ . Then the cardinal of $I \cdot a^\ell$ is strictly less than the cardinal of I , which contradicts the minimality of I . Thus all states but p in I have a level strictly less than ℓ .

Let m be a common multiple of the lengths of all red cycles. Let \mathcal{C} be the red cycle containing r . Let s_0 be the predecessor of r in \mathcal{C} and s_1 the child of r containing p in its subtree. Let $J = I \cdot a^{l-1}$ and $K = J \cdot a^m$. Since the level of all states of I but p is less than $l-1$, the set J is equal to $\{s_1\} \cup R$, where R is a set of states belonging to some red cycle. Since for any state q in a red cycle, $q \cdot a^m = q$, we get $K = \{s_0\} \cup R$.

Let w be a word of minimal rank (*i.e.* $Q \cdot w$ is a minimal image). For any word v , the minimal images $J \cdot vw$ and $K \cdot vw$ have the same cardinal equal to the cardinal of I . This implies that $s_0 \cdot vw = s_1 \cdot vw$. As a consequence $(s_0 \cdot v, s_1 \cdot v)$ is synchronizable and thus (s_0, s_1) is a stable pair. \square

We say that an automaton satisfies Condition (*) if
All maximal states belong to the same tree. (*) Not that Condition (*) implies that all maximal states belong to a same cluster.

A set of edges going out of the same state p is called a *bunch* if these edges all end in the same state q . Note that if a state q has two incoming bunches from p, p' , then (p, p') is a synchronizable pair.

We describe below sequences of flips of edges going out of some states of \mathcal{A} that make the resulting equivalent automaton have a stable pair.

4.1 The case of null maximal level

We first assume that the maximal level of the states is $\ell = 0$. The red subgraph \mathcal{R} is a disjoint union of cycles. If the set of outgoing edges of each state is a bunch, then there is only one red cycle and the automaton is not aperiodic. Let p be a state whose set of outgoing edges is not a bunch. There exists $b \neq a$ and $q \neq r$ such that (p, a, q) and (p, b, r) are edges. We flip these edges. This gives an automaton \mathcal{A} which satisfies Condition (*). Let s be the state which is the predecessor of r on its red cycle. It follows from the proof of Lemma 3 that the pair (p, s) is stable.

This case is described in the pseudocode FLIPEDGESLEVELZERO where *previous*[q] is the predecessor of q on its red cycle. The function FLIPEDGESLEVELZERO(\mathcal{A}) returns an automaton equivalent to \mathcal{A} together with a stable pair.

FLIPEDGESLEVELZERO(automaton \mathcal{A})

We assume that the maximal level of the states is 0

```
1 for each state  $p$  on a red cycle  $\mathcal{C}$ 
2   do
3     if the set of outgoing edges of  $p$  is not a bunch
4       then let  $(p, a, q)$  and  $(p, b, r)$  be edges with  $q \neq r$ 
5         flip these edges
6          $s \leftarrow \text{previous}[q]$ 
7       return  $\mathcal{A}, (p, s)$ 
8 return error( $\mathcal{A}$  is not aperiodic)
```

4.2 The case of nonnull maximal level

4.2.1 Preliminary flips

Let us now assume that the maximal level of the states is $\ell > 0$.

We do a sequence of flips of \mathcal{A} which leads to an equivalent automaton such that:

For any state of maximal level p , there is no blue edge (t, b, p) where t is an ancestor of p in the tree of p which is distinct from the root. (**)

In this case, we say that the resulting automaton \mathcal{A} satisfies Condition (**).

In order to achieve this goal, we compute for each maximal tree \mathcal{T} a set S of states t such that there is a blue edge (t, b, p) with t ancestor of p in \mathcal{T} , p of maximal level, t distinct from the root of \mathcal{T} , and there is no other state t' ancestor of t satisfying the same condition.

The sets S are computed in linear time by performing a depth-first exploration of each tree. For each tree, we start at the root following the red edges in the backward direction and examining the blue edges (t, b, p) in the backward direction. We assume that a function EXPLORATION returns this set S and for each state $t \in S$, the blue edge (t, b, p) going out of t with the above conditions. We then flip (t, b, p) and the red edge going out of t for each $t \in S$ as long as there remains a state of maximal level ℓ which is not a descendant of t .

This sequence of flips is described in the function SCANTREES below. In the pseudocode, the value of $\text{previous}[r, p]$ is the stable pair (s_0, s_1) , where s_0 is the predecessor of r on its red cycle, and s_1 is the child of r which is an ancestor of p .

SCANTREES(automaton \mathcal{A})

We assume that the maximal level of the states is positive

```

1   $M \leftarrow$  the number of states of maximal level
2   $S \leftarrow$  EXPLORATION( $\mathcal{A}$ )
   (to each state  $t \in S$  is associated a blue edge  $(t, b, p)$ )
3  for each state  $t \in S$ 
4      do  $n(t) \leftarrow$  the number of maximal states descendant of  $t$ 
5  for each state  $t \in S$ 
6      do
7          if  $n(t) < M$ 
8              then flip  $(t, b, p)$  and the red edge going out of  $t$ 
9                   $M \leftarrow M - n(t)$ 
10                  $S \leftarrow S - \{t\}$ 
11 if  $S = \emptyset$ 
12     then return  $\mathcal{A}$ 
13     else  $r \leftarrow$  the root of the unique maximal tree
14     return  $\mathcal{A}$ , previous $[r, p]$ 
```

The procedure either stops when we have flipped two outgoing edges of all states in S (and there still remains states of maximal level ℓ), or when we have flipped two outgoing edges of all states in S but one. In the first case, for any state of maximal level p , there is no blue edge (t, b, p) where t is an ancestor of p distinct of the root of the tree of p (*i.e.* Condition(**) is fulfilled). In the second case, the resulting automaton \mathcal{A} has a single maximal tree. Hence it satisfies Condition (*). Thus the function SCANTREES(\mathcal{A}) returns either an equivalent automaton together with a stable pair of states, or just an equivalent automaton satisfying Condition (**).

4.2.2 Main treatment

Let \mathcal{C} be the red cycle containing a maximal root r . Let p be a maximal state the a tree \mathcal{T} rooted at r . We denote by t a predecessor of p by a blue edge (t, b, p) .

We consider several cases depending on the position of t in \mathcal{A} satisfying Condition (**). If t is not in the same cluster as p or if $level[t] > 0$, then an automaton equivalent to \mathcal{A} satisfying Condition (*) is obtained by flipping the edge (t, b, p) and the red edge going out of t . Indeed, one may easily check that, after the flip, all states of maximal level belong to the same tree as p .

If t belongs to the cycle \mathcal{C} but is not contained in the interval $[r_k \dots r]$, where r, r_2, \dots, r_k is the list of *maximal* roots in the clockwise order, the same

conclusion holds by flipping the edge (t, b, p) and the red edge going out of t , as is shown in Figure 2.

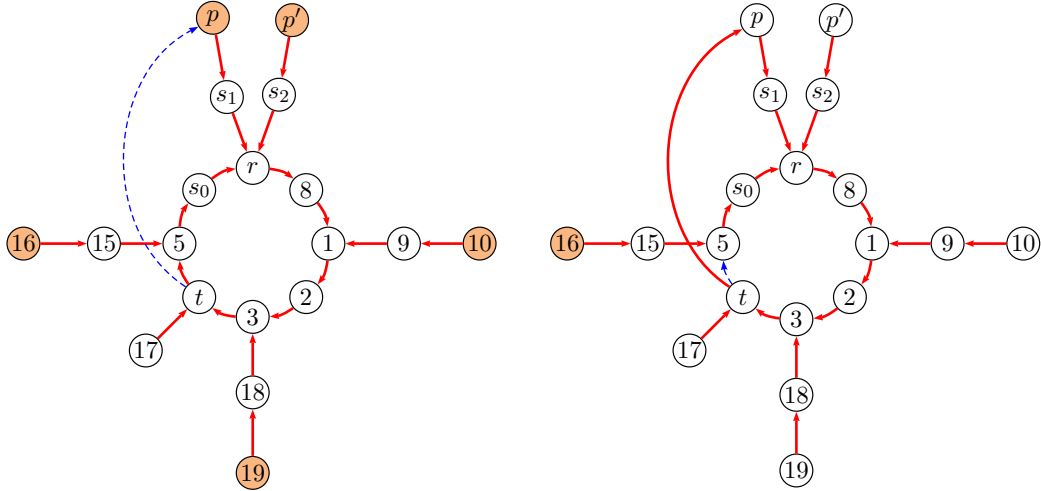


Figure 2: FLIPEDESAs Lines 8-11. The picture on the left illustrates the case corresponding to line 8 of FLIPEDESAs. After the execution of Lines 9-11 of FLIPEDESAs, *i.e.* after flipping the edge (t, b, p) and the red edge going out of t , we get the automaton on the right. It satisfies the Condition (*), *i.e.* it has a unique maximal tree (here rooted at r). Maximal states are colored and the blue (dashed) edges of the automaton are not all represented.

Let us now assume that t belongs to the cycle \mathcal{C} and $t \in [r_k \dots r[$ (see Figure 3). Let us also assume that r has several children which are ancestors of a maximal state. We denote by s_1 the child of r in \mathcal{T} such that s_1 is an ancestor of p . We denote by s_2 another child of r in \mathcal{T} such that s_2 is an ancestor of another maximal state p' (see Figure 3). We denote by t' a predecessor of p' by a blue edge (t', b', p') . As for t , we can restrict ourselves to the case where t' belongs to the cycle \mathcal{C} and $t \in [r_k \dots r[$. Without loss of generality, we can also assume that $t < t'$ in $[r_k \dots r[$. We flip the edge (t, b, p) and the red edge going out of t . We denote by \mathcal{T}' the tree rooted at r . If the height of \mathcal{T}' is greater than ℓ , the automaton satisfies Condition (*) (see the right part of Figure 3). Otherwise the height of \mathcal{T}' is at most ℓ (see the left part of Figure 4). In that case, we also flip the edge (t', b', p') and the red edge going out of t' . The new equivalent automaton satisfies Condition (*) (see the right part of Figure 4).

The previous sequence of flips is described below in the pseudocode

FLIPEDESA. The value of $previous[r, p]$ is the pair (s_0, s_1) , where s_0 is $previous[r]$, i.e. the predecessor of r on its red cycle, and s_1 is the child of r which is an ancestor of p .

FLIPEDESA(automaton \mathcal{A} , root r of a maximal tree)

We assume that the maximal level of the states is positive
and that \mathcal{A} satisfies Condition (**)

```

1 let  $\mathcal{T}$  be the tree rooted at  $r$ 
2 let  $p$  be a state of maximal level in  $\mathcal{T}$ 
3 let  $t$  be a predecessor of  $p$  by a blue edge  $(t, b, p)$ 
4 if  $t \notin cluster[r]$  or  $level[t] \neq 0$ 
5     then flip  $(t, b, p)$  and the red edge going out of  $t$ 
6          $(s_0, s_1) \leftarrow previous[r, p]$ 
7         return  $\mathcal{A}, (s_0, s_1)$ 
8 elseif  $t \in cycle[r]$  and  $t \notin [r_k \dots r[$ 
    where  $r, r_2, \dots, r_k$  is the list of maximal roots in the clockwise order
9     then flip  $(t, b, p)$  and the red edge going out of  $t$ 
10          $(s_0, s_1) \leftarrow previous[r, p]$ 
11         return  $\mathcal{A}, (s_0, s_1)$ 
12 elseif  $t \in [r_k \dots r[$ 
13     then let  $\rho$  be the number of children of  $r$  which are ancestors
        of a maximal state
14         if  $\rho > 1$ 
15             then  $s_1 \leftarrow$  the child of  $r$  such that  $s_1$  is an ancestor of  $p$ 
16                 let  $\mathcal{B}$  be the subtree of  $\mathcal{T}$  rooted at  $s_1$ 
17                 let  $p'$  be a maximal node descendant of a child  $s_2 \neq s_1$  of  $r$ 
18                 let  $t'$  be a predecessor of  $p'$  by a blue edge  $(t', b', p')$ 
19                 if  $t' \notin cluster[r]$  or  $level[t'] \neq 0$ 
                or  $(t' \in cycle[r]$  and  $t' \notin [r_k \dots r[$ 
20                     then flip  $(t', b', p')$  and the red edge going out of  $t'$ 
21                          $(s_0, s_1) \leftarrow previous[r, p']$ 
22                         return  $\mathcal{A}, (s_0, s_1)$ 
23                     else let us assume that  $t < t'$  in  $[r_k \dots r[$ 
24                         flip  $(t, b, p)$  and the red edge going out of  $t$ 
25                         let  $\mathcal{T}'$  be the new tree rooted at  $r$ 
26                         if  $height[\mathcal{T}'] > height[\mathcal{T}]$ 
27                             then  $s'_0 \leftarrow previous[r]$ 
28                                  $(s_0, s_1) \leftarrow (previous[r], s'_0)$ 
29                                 return  $\mathcal{A}, (s_0, s_1)$ 
30                             else  $(height[\mathcal{T}'] \leq height[\mathcal{T}])$ 
31                                 flip  $(t', b', p')$  and the red edge going out of  $t'$ 
32                                  $(s_1, s_2) \leftarrow previous[r, p']$ 
33                                 return  $\mathcal{A}, (s_1, s_2)$ 
34         else return  $\mathcal{A}$ 

```

The function $\text{FLIPEDGESA}(\mathcal{A}, r)$ returns either an equivalent automaton together with a stable pair of states, or just an equivalent automaton and a maximal root r that has a single child which is an ancestor of a maximal state. Moreover, we may assume that p is a maximal state of the tree \mathcal{T} rooted at r equipped with a blue edge (t, b, p) with $t \in [r_k \dots r]$, and r, r_2, \dots, r_k is the list of maximal roots in the clockwise order.

We denote by s_0 the predecessor state of r in the red cycle \mathcal{C} . Let (s_0, b', q_0) be a blue edge going out of s_0 . If q_0 does not belong to \mathcal{T} , we get an equivalent automaton satisfying Condition (*) by flipping (s_0, b', q_0) and the red edge going out of s_0 . Thus, we can restrict ourselves to the case where there is either at least one blue edge going out of s_0 ending in a state in \mathcal{T} and distinct from r , or all blue edges going out of s_0 end in r , *i.e.* that the set of outgoing edges of s_0 is a bunch (see Figure 5).

Let us suppose that the set of outgoing edges of s_0 is a bunch. We first assume that the set of outgoing edges of s_1 is not a bunch. In this case, we denote by \mathcal{T}' the tree rooted at r that is obtained if we flip the edge (t, b, p) and the red edge going out of t . The single child of r in \mathcal{T}' is s_0 . Let us rename it s_1 . If the height of \mathcal{T}' is strictly less than the height of \mathcal{T} , the state r is no more maximal after the flip. In this case, we do not flip the edge (t, b, p) and the red edge going out of t , and return the automaton together with the edge (t, b, p) . If the height of \mathcal{T}' is greater than the height of \mathcal{T} , we do the flip and the equivalent automaton satisfies Condition (*). Finally, if the height of \mathcal{T} and \mathcal{T}' are equal, we do the flip and \mathcal{T}' is a maximal tree with a unique child s_1 whose outgoing edges is a bunch (see the right part of Figure 5). We apply the same process to \mathcal{T}' this time with the additional hypothesis that the set of outgoing edges of s_1 is a bunch. If the set of outgoing edges of s_0 also is a bunch, we get a trivial stable pair (s_0, s_1) . In all other cases, either we get an equivalent automaton with Condition (*), or we have $q_0 \neq r$ and q_0 belongs to \mathcal{T} . This latter situation is described in the left part of Figure 6.

The above sequence of flips is described in the pseudocode FLIPEDGESB below. The value of $\text{FLIPEDGESB}(\mathcal{A}, r)$ is either an equivalent automaton together with a stable pair of states, or an equivalent automaton and a blue edge. The function FLIPEDGESB is recursive but it is called at most two times.

FLIPEDGESB(automaton \mathcal{A} , root r of a maximal tree)

We assume that r has a single child s_1 which is an ancestor of a maximal state. There is a blue edge (t, b, p) , where p is a state of maximal level in the tree rooted at r , with $t \in [r_k \dots r]$, and r, r_2, \dots, r_k the list of maximal roots in the clockwise order

```

1 let  $\ell$  be the maximal height of the trees in  $\mathcal{A}$ 
2  $s_0 \leftarrow$  the predecessor state of  $r$  in the red cycle of  $r$ 
3 for each blue edge  $(s_0, b', q_0)$  going out of  $s_0$ 
4     do if  $q_0 \notin \text{tree}[r]$ 
5         then flip  $(s_0, b', q_0)$  and the red edge going out of  $s_0$ 
6             let  $r' \leftarrow \text{root}[q_0]$ 
7              $(s_0, s_1) \leftarrow \text{previous}[r', p]$ 
8             return  $\mathcal{A}, (s_0, s_1)$ 
9         elseif  $q_0 \in \text{tree}[r]$  and  $q_0 \neq r$ 
10            then return  $\mathcal{A}, (s_0, b', q_0)$ 
        (now the set of outgoing edges of  $s_0$  is a bunch)
11 if the set of outgoing edges of  $s_1$  is a bunch
        (hence the sets of outgoing edges of  $s_0$  and  $s_1$  are bunches)
12     then return  $\mathcal{A}, (s_0, s_1)$ 
13 else (the set of outgoing edges of  $s_1$  is not a bunch)
14     let  $\mathcal{T}'$  be the tree rooted at  $r$  that is obtained
        if we flip  $(t, b, p)$  and the red edge going out of  $t$ 
15     if the height of  $\mathcal{T}'$  is less than  $\ell$ 
        then return  $\mathcal{A}, (t, b, p)$ 
16     else flip  $(t, b, p)$  and the red edge going out of  $t$ 
17          $r$  has now a single child denoted  $s_1$  whose set of
        outgoing edges is a bunch
18         if the height of  $\mathcal{T}'$  is greater than  $\ell$ 
19             then return  $\mathcal{A}, (s_0, s_1)$ 
20         else (the height of  $\mathcal{T}'$  is equal to  $\ell$ )
21             return FLIPEDGESB( $\mathcal{A}, r$ )

```

After running FLIPEDGESA and FLIPEDGESB on all maximal trees, we get either an automaton with a stable pair, or an automaton where each cluster fulfills the following conditions

1. each maximal tree has a unique child rooted at its root r_i ;
2. either there is a blue edge (s_i, b', q_i) with $q_i \neq r_i$, s_i is the predecessor of r_i in its red cycle, and q_i belongs to the tree rooted at r_i , or there is a blue edge (t_i, b, p_i) such that r_i is no more a maximal root after flipping this edge and the red edge going out of t_i .

If the second case, we flip the blue edge $((s_i, b', q_i)$ or $(t_i, b, p_i))$ and the red one starting at the same state for all maximal trees but one. We get an equiv-

alent automaton that satisfies Condition (*) as is shown in Figure 6. The pseudocode for this final treatment is given in procedure FINDSTABLEPAIR.

FINDSTABLEPAIR(automaton \mathcal{A})

```

1  if the maximal level of states of  $\mathcal{A}$  is 0
2    then return FLIPEDGESLEVELZERO( $\mathcal{A}$ )
3  else
4     $\mathcal{A}, \mathcal{R} \leftarrow$  SCANTREES( $\mathcal{A}$ )
5    if  $R$  is a (stable) pair of states  $(s, t)$ 
6      then return  $\mathcal{A}, (s, t)$ 
7    else ( $R$  is empty)
8    for each maximal root  $r$ 
9      do  $\mathcal{A}, R \leftarrow$  FLIPEDGESA( $\mathcal{A}, r$ )
10     if  $R$  is a (stable) pair of states  $(s, t)$ 
11       then return  $\mathcal{A}, (s, t)$ 
12     else ( $R$  is empty)
13        $\mathcal{A}, R \leftarrow$  FLIPEDGESB( $\mathcal{A}, r$ )
14       if  $R$  is a (stable) pair of states  $(s, t)$ 
15         then return  $\mathcal{A}, (s, t)$ 
16       else ( $R$  is an edge)
17          $e[r] \leftarrow$  the blue edge  $R$ 
    At this stage FLIPEDGESA and FLIPEDGESB have not returned a stable pair
18   $r_0 \leftarrow$  a maximal root
19  for each maximal root  $r \neq r_0$ 
20    do flip the edge  $e[r] = (x, b', y)$  and the red edge going out of  $x$ 
21   $p \leftarrow$  a maximal node of  $tree[r_0]$ 
22   $(s, t) \leftarrow previous[r_0, p]$ 
23  return  $\mathcal{A}, (s, t)$ 

```

5 The complexity issue

We establish the time and space complexity of our algorithm in the following proposition. We denote by k the size of the alphabet A and by n the number of states of \mathcal{A} . Since \mathcal{A} is complete deterministic, it has kn edges.

Proposition 4. *The worst-case complexity of FINDCOLORING applied to an n -state aperiodic automaton is $O(kn^2)$ in time and $O(kn)$ in space.*

Proof. The edges of the automaton can be stored in tables indexed by the states and labels. For each state, we compute in linear time two lists of predecessor states by red and blue edges respectively.

For each state p of the automaton we memorize some data like its cluster, its cycle, the root of the tree containing p , the level of p . If $level[p] > 0$, the

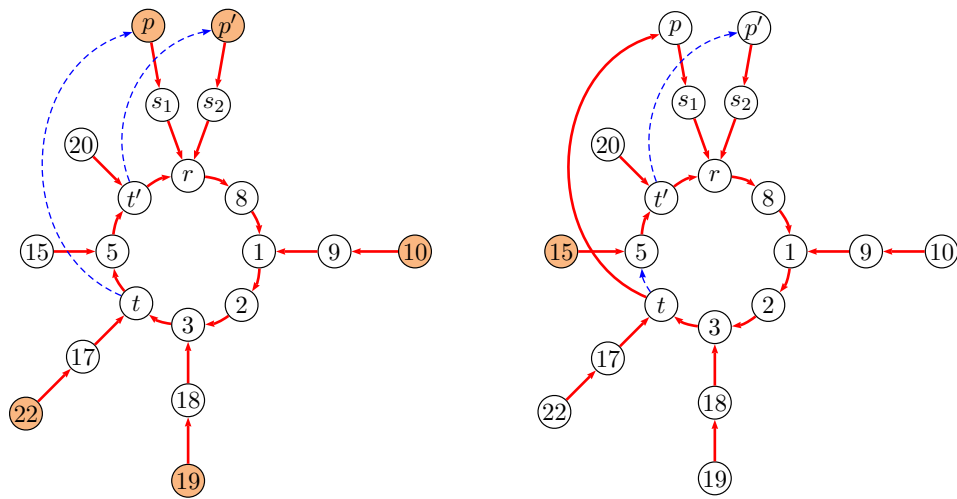


Figure 3: FLIPEDGESA Lines 26-29. The picture on the left illustrates the case corresponding to lines 26 of FLIPEDGESA. The height of the tree \mathcal{T}' obtained if we flip the edge (t, b, p) and the red edge going out of t , is greater than the current maximal level. In this case, we do flip these edges and get a unique maximal tree rooted at r in the same cluster. The picture on the right illustrates the result.

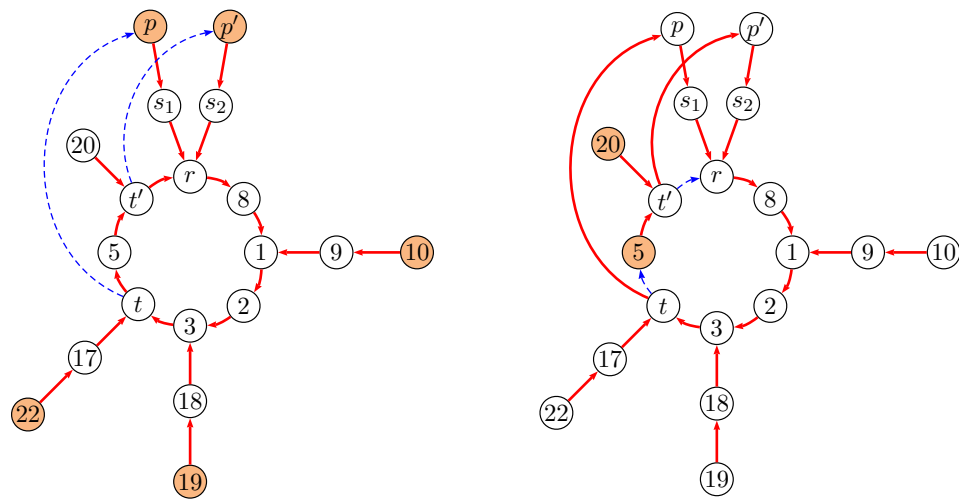


Figure 4: FLIPEDGESA Lines 30-33. The picture on the left illustrates the case corresponding to the hypothesis of Line 30 of FLIPEDGESA. The height of the tree \mathcal{T}' obtained if we flip the edge (t, b, p) and the red edge going out of t , is not greater than the current maximal level. In this case, we do this flip and we flip also the edge (t', b', p') and the red edge going out of t' . We get a unique maximal tree rooted at r in the same cluster. The picture on the right gives the resulting cluster.

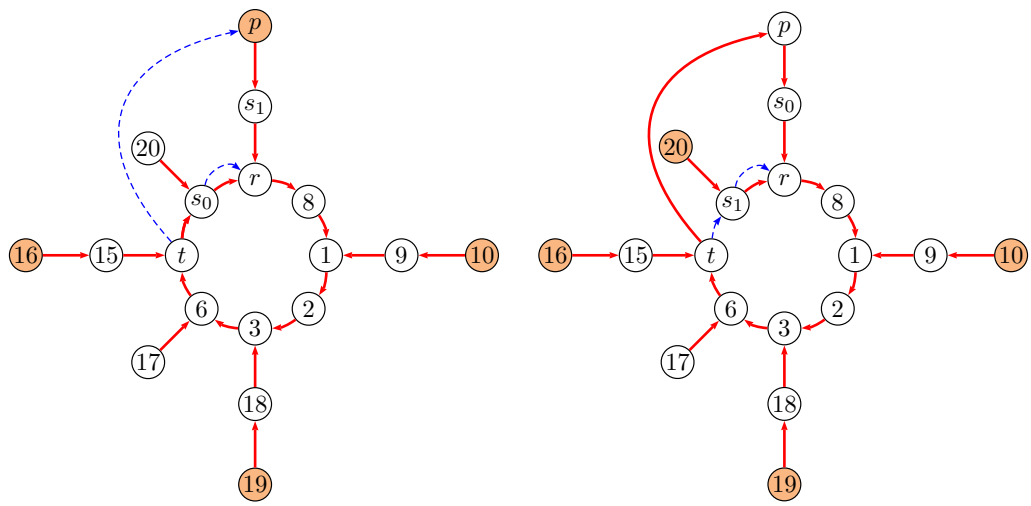


Figure 5: FLIPEDGESB Lines 13-21. The picture on the left illustrates the case corresponding to Line 20 of FLIPEDGESB. After the execution of lines 16-17 of FLIPEDGESB, *i.e.* after flipping the edge (t, b, p) and the red edge going out of t , we get the automaton on the right. The root r has a new single child s_1 whose set of outgoing edges is a bunch. The new tree rooted at r has here the same level $\ell = 2$ as before and FLIPEDGESB is called a second and last time.

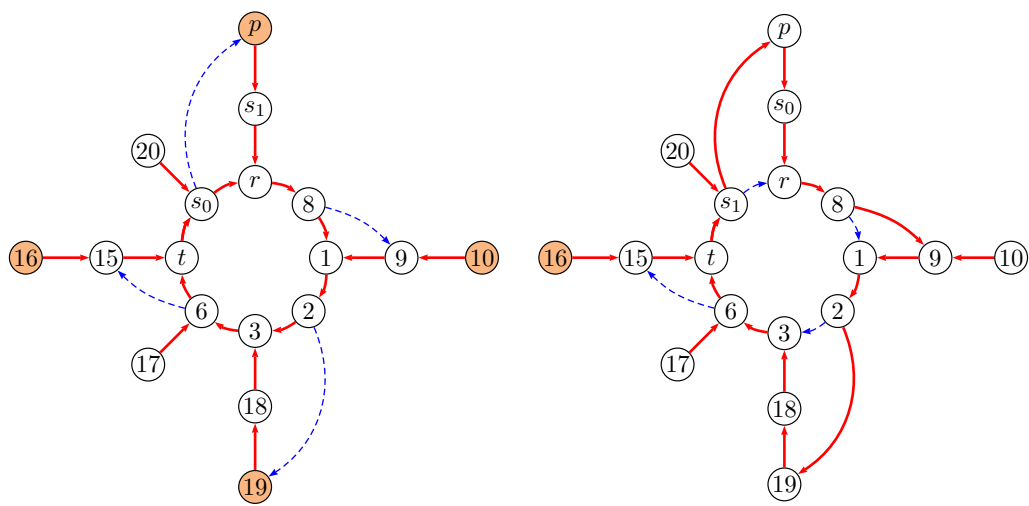


Figure 6: FINDSTABLEPAIR Lines 18-22. The picture on the left illustrates the case corresponding to the conditions at Line 18 of FINDSTABLEPAIR. After the execution of FINDSTABLEPAIR, two edges of the predecessors in the red cycle of all but one maximal roots are flipped. The new cluster is pictured on the right part of the figure. It has a unique maximal tree. By Lemma 3 the pair $(6, 15)$ is stable.

data contains also the child of the root of the tree containing p which is an ancestor of p . If $level[p] = 0$, the data contains also the height of the tree rooted at p , and the number of p in a clockwise order on the cycle. All these data can be computed in a linear time with a depth-first search that starts at the states that have no predecessors by a red edge.

We first prove that the complexity of FINDCOLORING is at most n times the complexity of FINDSTABLEPAIR, when we do not take into account the cost induced by Line 5 of FINDCOLORING for computing the quotient automata. Let us show that FINDSTABLEPAIR can be performed in linear time.

Checking at Line 8 of FLIPEDGESA whether $t \in]r_k, \dots, r[$ is done in constant time using the numbers of states at level 0. The same result holds for t' at Line 19 of FLIPEDGESA.

In the worst case, Line 26 of FLIPEDGESA takes a time at most equal to the number of states contained in the trees whose roots belong to $]t, \dots, r[$. Indeed, in Line 26, we have to compute the maximal value of $height[x] + num[r] - num[x]$ for all $x \in]t, \dots, r[$ on the red cycle. Hence the overall time spent for computing FLIPEDGESA(\mathcal{A}, r) for all maximal roots r is $O(kn)$.

Similarly, in the worst case, FLIPEDGESB(\mathcal{A}, r) takes a time at most equal to the number of states contained in trees whose roots belong to $]r_k, \dots, r[$, where r_k is the maximal root before r in the red cycle of r in the clockwise order. In order to perform the test of Line 15 of FLIPEDGESB, we have to compute the maximal value of $height[x] + num[r] - num[x]$ for all $x \in]t, \dots, r[$ on the red cycle. In the case this value is equal to the previous maximal level, we flip two outgoing edges of t . We then only have to update the data of the states contained in the trees whose roots are $x \in]t, \dots, r[$ before the second (and last) call to FLIPEDGESB(\mathcal{A}, r). It is not needed to update $num[p]$ for all states p in the new cycle. It is enough to mark the states $x \in]t, \dots, r[$ on the new red cycle (*i.e.* the states t and all states on the path from p to r in the tree of r before the flip). The complexity for all calls to FLIPEDGESB is thus at most the number of edges, *i.e.* at most kn . Moreover, Lines 18 to 20 of FINDSTABLEPAIR can be performed in time at most the number of maximal roots, *i.e.* at most n . Hence FINDSTABLEPAIR has an $O(kn)$ -time complexity.

Suppose that the class of a state for the current stable pair congruence is stored in an array giving the leader of the class. The MERGE procedure, the UNION of two classes can be performed in time at most $O(n)$ while the class of an element is found in constant time with the FIND operation.

Since lifting a coloring from an automaton up to another one uses only FIND operations, it can be done in time $O(kn)$.

Finally, we show that the computation of all quotient automata in Line 5 of FINDCOLORING during the while loop has an overall quadratic-time complexity. Since the number of states decreases when two classes are merged, the number of merges realized is at most n . Thus the total time for the computation of all quotient automata is at most kn^2 . Note that this complexity may be improved with a more clever implementation of UNION-FIND operations [3].

Hence FINDCOLORING has a $O(kn^2)$ -time complexity. The space complexity is $O(kn)$. Indeed, only linear additional space is needed to perform the computation of the current congruence. \square

6 The case of periodic graphs

If the automaton \mathcal{A} is a complete deterministic irreducible automaton which is not aperiodic, it is not equivalent to a synchronized automaton. Nevertheless, the previous algorithm can be modified as follows to find an equivalent automaton with the minimal possible rank.

```

PERIODICFINDCOLORING( aperiodic automaton  $\mathcal{A}$ )
1   $\mathcal{A}_0 \leftarrow \mathcal{A}$ 
2  repeat
3       $\mathcal{A}, (s, t) \leftarrow \text{FINDSTABLEPAIR}(\mathcal{A})$ 
4      if there is a stable pair  $(s, t)$ 
5          then lift the coloring of  $\mathcal{A}$  up to  $\mathcal{A}_0$ 
6          else return  $\mathcal{A}_0$ 

```

At Line 3, it may happen that FINDSTABLEPAIR does not return a stable pair of states. In this case, the condition at Line 4 is false. At the end of PERIODICFINDCOLORING, we get an automaton \mathcal{A} that has no stable pair (it is made of a cycle where the set of outgoing edges of any state is a bunch). Lifting up this coloring of to the initial automaton \mathcal{A}_0 leads to a coloring of the initial automaton whose minimal rank is equal to its period (*i.e.* the gcd of the lengths of the cycles in its graph).

This result can be stated as the following theorem, which extends the road coloring theorem to the case of periodic graphs.

Theorem 5. *Any irreducible automaton \mathcal{A} is equivalent to a an automaton whose minimal rank is the period of \mathcal{A} .*

Proof. We prove the result by recurrence on the number of states of \mathcal{A} .

Let us assume that \mathcal{A} is equivalent to an automaton \mathcal{A}' which has a stable pair (s, t) . Let \mathcal{B}' be the quotient of \mathcal{A}' by the congruence generated by (s, t) . Let d be the period of \mathcal{A}' (equal to the period of \mathcal{A}) and d' the period of \mathcal{B}' . It is clear that d' divides d . Let w be the label of a cycle around a state s of \mathcal{B}' . Let $\{p_1, \dots, p_k\}$ be the congruence class of the states of \mathcal{A}' that corresponds to s . Hence, after renumbering the states of s , there is an integer i and a cycle in \mathcal{A}' of length $|w| \times i$:

$$p_1 \xrightarrow{w} p_2 \xrightarrow{w} \dots \xrightarrow{w} p_{i+1} = p_1.$$

Let us assume that $i > 1$. Since (p_1, p_2) is a stable pair, there is a word u such that $p_1 \cdot u = p_2 \cdot u$. Since \mathcal{A}' is irreducible, there is a word v labeling a path from $p_1 \cdot u$ to p_1 . Thus there are cycles around p_1 with labels wuv and w . This implies that d' divides $|w|$ and thus that $d = d'$. This still holds if $i = 1$.

Suppose that \mathcal{B}' has a coloring \mathcal{B}'' which has rank d . We lift this coloring up to an automaton \mathcal{A}'' equivalent to \mathcal{A}' . Let us show that \mathcal{A}'' has rank d . Let I be a minimal image of \mathcal{A}'' and J be the set of classes of the states of I in \mathcal{B}'' . The set J is a minimal image of \mathcal{B}'' . Two states of I cannot belong to the same class since I would not be minimal otherwise. As a consequence I has the same cardinal as J .

Let us now assume that \mathcal{A} has no equivalent automaton with a stable pair. In this case, we know that \mathcal{A} is made of one red cycle where the set of edges going out of any state is a bunch. Since \mathcal{A} has rank d , the length of the cycles is d . Hence \mathcal{A} has minimal rank d . \square

Since the modification of `FINDCOLORING` into `PERIODICFINDCOLORING` does not change its complexity, we obtain the following corollary.

Corollary 6. *Procedure `PERIODICFINDCOLORING` finds a coloring of minimal rank for an n -state irreducible automaton in $O(kn^2)$.*

Acknowledgments The authors would like to thank Florian Sikora and Avraham Tahtman for pointing us a missing configuration in the algorithm.

References

- [1] R. L. Adler, D. Coppersmith, and M. Hassner. Algorithms for sliding block codes. *IEEE Trans. Inform. Theory*, IT-29:5–22, 1983.
- [2] R. L. Adler, L. W. Goodwyn, and B. Weiss. Equivalence of topological Markov shifts. *Israel J. Math.*, 27(1):48–63, 1977.

- [3] T. H. Cormen, C. E. Leiserson, R. L. Rivest, and C. Stein. *Introduction to algorithms*. MIT Press, Cambridge, MA, second edition, 2001.
- [4] K. Culik, II, J. Karhumäki, and J. Kari. A note on synchronized automata and road coloring problem. In *Developments in language theory (Vienna, 2001)*, volume 2295 of *Lecture Notes in Comput. Sci.*, pages 175–185. Springer, Berlin, 2002.
- [5] B. Delyon and O. Maler. On the effects of noise and speed on computations. *Theoret. Comput. Sci.*, 129(2):279–291, 1994.
- [6] S. Eilenberg. *Automata, languages, and machines. Vol. B*. Academic Press, New York, 1976.
- [7] J. Friedman. On the road coloring problem. *Proc. Amer. Math. Soc.*, 110(4):1133–1135, 1990.
- [8] J. Kari. Synchronizing finite automata on Eulerian digraphs. *Theoret. Comput. Sci.*, 295(1-3):223–232, 2003.
- [9] D. A. Lind and B. H. Marcus. *An Introduction to Symbolic Dynamics and Coding*. Cambridge University Press, Cambridge, 1995.
- [10] D. Perrin and M.-P. Schützenberger. Synchronizing prefix codes and automata and the road coloring problem. In *Symbolic dynamics and its applications*, volume 135 of *Contemp. Math.*, pages 295–318. Amer. Math. Soc., 1992.
- [11] A. N. Trahtman. The road coloring problem. To appear in *Israel J. Math.*
- [12] A. N. Trahtman. A subquadratic algorithm for road coloring. arXiv:0801.2838v1 [cs.DM].