

# Opportunistic Relaying in Wireless Networks

Shengshan Cui, *Member, IEEE*, Alexander M. Haimovich, *Senior Member, IEEE*,  
Oren Somekh, *Member, IEEE*, and H. Vincent Poor, *Fellow, IEEE*

**Abstract**—Relay networks having  $n$  source-to-destination pairs and  $m$  half-duplex relays, all operating in the same frequency band and in the presence of block fading, are analyzed. This setup has attracted significant attention, and several relaying protocols have been reported in the literature. However, most of the proposed solutions require either centrally coordinated scheduling or detailed channel state information (CSI) at the transmitter side. Here, an opportunistic relaying scheme is proposed that alleviates these limitations, without sacrificing the system throughput scaling in the regime of large  $n$ . The scheme entails a two-hop communication protocol, in which sources communicate with destinations only through half-duplex relays. All nodes operate in a completely distributed fashion, with no cooperation. The key idea is to schedule at each hop only a subset of nodes that can benefit from *multiuser diversity*. To select the source and destination nodes for each hop, CSI is required at receivers (relays for the first hop, and destination nodes for the second hop), and an index-valued CSI feedback at the transmitters. For the case when  $n$  is large and  $m$  is fixed, it is shown that the proposed scheme achieves a system throughput of  $m/2$  bits/s/Hz. In contrast, the information-theoretic upper bound of  $(m/2) \log \log n$  bits/s/Hz is achievable only with more demanding CSI assumptions and cooperation between the relays. Furthermore, it is shown that, under the condition that the product of block duration and system bandwidth scales faster than  $\log n \log \log n$ , the achievable throughput of the proposed scheme scales as  $\Theta(\log n)$ . Notably, this is proven to be the optimal throughput scaling even if centralized scheduling is allowed, thus proving the optimality of the proposed scheme in the scaling law sense. Simulation results indicate a rather fast convergence to the asymptotic limits with the system's size, demonstrating the practical importance of the scaling results.

**Index Terms**—Ad hoc networks, channel state information (CSI), multiuser diversity, opportunistic communication, scaling law, throughput.

Manuscript submitted December 6, 2007; revised January 6, 2009 and May 31, 2009.

The work of S. Cui and A. M. Haimovich was supported in part by the National Science Foundation under Grant CNS-0626611. The work of O. Somekh was supported in part by a Marie Curie Outgoing International Fellowship within the 6th European Community Framework Programme. The work of H. V. Poor was supported in part by National Science Foundation under Grants ANI-0338807 and CNS-0625637. The material in this paper was presented in part at the 45th Annual Allerton Conference on Communications, Control and Computing, Monticello, IL, USA, September 2007, and the IEEE International Symposium on Information Theory, Toronto, ON, Canada, July 2008.

S. Cui was with the Department of Electrical and Computer Engineering, New Jersey Institute of Technology, Newark, NJ 07102 USA. He is now with Qualcomm Inc., San Diego, CA 92121 USA (e-mail: scui@qualcomm.com).

A. M. Haimovich is with the Department of Electrical and Computer Engineering, New Jersey Institute of Technology, Newark, NJ 07102 USA (e-mail: alexander.m.haimovich@njit.edu).

O. Somekh was with the Department of Electrical Engineering, Princeton University, Princeton, NJ 08544 USA. He is now with Department of Electrical Engineering, Technion-Israel Institute of Technology, Technion City, Haifa 32000, Israel (e-mail: orens@princeton.edu).

H. V. Poor is with the Department of Electrical Engineering, Princeton University, Princeton, NJ 08544 USA (e-mail: poor@princeton.edu).

## I. INTRODUCTION

THE DEMAND for ever larger and more efficient wireless communication networks necessitates new network architectures, such as *ad hoc* networks and relay networks. As such, there has been significant activity in the past decade toward understanding the fundamental system throughput limits of such architectures and developing communication schemes that seek to approach these limits.

Among other notable recent results on the throughput scaling of wireless networks, Gowaikar *et al.* [1] proposed a new wireless ad hoc network model, whereby the strengths of the connections between nodes are drawn independently from a common distribution, and analyzed the system throughput under various fading distributions. Such a model is appropriate for environments with rich scattering but small *physical* size, so that the connections are governed by random fading instead of deterministic path loss attenuations. When the random channel strengths follow a Rayleigh fading model, the system throughput scales as  $\log n$ . This result is achievable through a multihop scheme that requires central coordination of the routing of nodes. Moreover, full knowledge of the channel state information (CSI) of the entire network is needed to enable the central coordination.

Along with the work on multihop schemes, such as [1] and [2], there is another line of work characterizing the system throughput for wireless networks operating with two-hop relaying. The *listen-and-transmit* protocol, studied by Dana and Hassibi [3] from the power-efficiency perspective, turns out to have interesting properties from the system throughput standpoint as well. This is in fact a two-hop *amplify-and-forward* scheme, where relays are allowed to adjust the phase and amplitude of the received signals. A throughput of  $\Theta(n)$  bits/s/Hz is achieved by allowing  $n$  source-to-destination (S-D) pairs to communicate, while  $m = \Theta(n^2)$  nodes in the network act as relays. It is assumed that each relay node has full knowledge of its local channels (backward channels from all source nodes, and forward channels to all destination nodes), so that the relays can perform *distributed beamforming*. Morgenshtern and Bölcskei worked in [4] with a similar distributed beamforming setup, and their results reveal trade-offs between the level of available channel state information and the system throughput. In particular, utilizing a scheme with relays partitioned into groups, and where relays in each group have CSI knowledge of only one backward and one forward channel, the number of relays required to support a  $\Theta(n)$  throughput is  $m = \Theta(n^3)$ . In other words, with lower level CSI, the number of required relays increases from  $\Theta(n^2)$  to  $\Theta(n^3)$ . An equivalent point of view is to state the throughput in terms of the total number of transmitting nodes

in the system,  $p = n + m$ . Then the system throughput is  $\Theta(p^{1/3})$ , when the relays in each group know the channel for only one source-destination pair. When relays know the channels for all source and destination nodes, the throughput scales as  $\Theta(p^{1/2})$ .

Although these works have made great strides toward understanding wireless ad hoc network capacity, implementations of the schemes require either central coordination among nodes [1], [2] or some level of CSI (channel amplitude and/or phase) at the transmitter side [3], [4]. The centralized coordination between wireless relays does not come for free, since the overhead to set up the cooperation may drastically reduce the useful throughput [5].<sup>1</sup> Likewise, in a large system, obtaining this level of CSI, especially at the transmitter side, may not be feasible. This paper addresses the need to alleviate these limitations by proposing an opportunistic relaying scheme that works in a completely decentralized fashion and imposes less stringent CSI requirements.

### A. Main Contributions and Related Work

The main contributions of this work can be summarized as follows.

- A two-hop opportunistic relaying scheme for operating over fading channels is proposed and analyzed. The scheme's salient features are:
  - It operates in a decentralized fashion. No cooperation among nodes is assumed or required.
  - Only modest CSI requirements are imposed. At each hop, each receiver is assumed to have knowledge of its local incoming channel realizations, while transmitters have access to only index-valued CSI via low-rate feedback from the receivers.
- The throughput of the proposed scheme is characterized by:
  - It is shown that, in the regime of a large number of nodes  $n$  and fixed number of relays  $m$ , the proposed scheme achieves a system throughput of  $m/2$  bits/s/Hz. This can be contrasted with the information-theoretic upper bound  $(m/2) \log \log n$  on the scaling of the throughput, achievable only with full cooperation among the relays and full CSI (backward and forward) at the relays. These results reveal an interesting feature of multiuser diversity: whereas full cooperation between relays can readily form parallel channels, and multiuser diversity can boost the throughput of each channel by a factor of  $\log \log n$ , when cooperation is not possible, multiuser diversity succeeds in restoring the parallel channels, but must forsake the multiuser diversity factor  $\log \log n$ .
  - We show that  $m$  can grow (as a function of  $n$ ) as fast as  $\Theta(\log n)$ , while still guaranteeing the linear throughput scaling in  $m$ . The linearity breaks down

<sup>1</sup>However, in throughput scaling law studies, see, e.g., [1], [2] and [5], among many others, the overhead needed to set up cooperation is usually not explicitly accounted for.

if  $m$  grows faster than  $\Theta(\log n)$ . Furthermore, when the product of the block duration and the system bandwidth scales faster than  $\log n \log \log n$ , the overhead due to feedback is negligible, and therefore, the achievable throughput scaling of the proposed opportunistic relaying scheme is given by  $\Theta(\log n)$ .

- It is proven that, under the assumption of independent encoding (i.e., no cooperative encoding) at the transmitters and independent decoding (i.e., no cooperative decoding) at the receivers, the system throughput is upper-bounded by the order of  $\log n$ , even if centralized scheduling is allowed. This result is of interest in its own right, since it quantifies the system throughput of wireless ad hoc networks under the scenario where neither transmitters nor the receivers can cooperate in avoiding and/or canceling interference. Thus, the network is interference-limited, unlike other works in which global CSI is assumed (and thus either cooperative encoding or decoding is possible), leading to a linear throughput scaling. The throughput scaling results under our pessimistic, yet more realistic, scenario, improve the understanding of throughput scaling of wireless ad hoc networks.
- The proposed scheme is order-optimal in achieving the  $\Theta(\log n)$  throughput scaling. This suggests that, as far as throughput scaling is concerned, operating the network in a decentralized fashion, with local CSI at the receivers and low-rate feedback, incurs no loss.
- Simulation results show that the asymptotic conclusions developed in this work settle rapidly. Hence, the above scaling laws provide rule-of-thumb guidance for the design of practical wireless systems.

The key idea behind the proposed scheme is to schedule at each hop only the subset of nodes that can benefit from *multiuser diversity*. The concept of multiuser diversity was originally studied in the context of cellular systems [6]–[8]. It is known that the capacity of single-cell system is maximized by allowing only the user with the best channel to transmit at any given time. The concept is by now well understood in the context of infrastructure wireless networks, and has been adopted in 3G cellular systems and other emerging wireless standards [9]. However, to the best of our knowledge, it has received less attention for wireless ad hoc networks, with some exceptions such as [10], in which the potential of opportunistic relaying is reported in a setup with one S–D pair and multiple relay nodes, and the focus is on diversity-multiplexing trade-off analysis [11]. In this work, we highlight another aspect of multiuser diversity: its application to simplify network operations and its effect on throughput scaling. The opportunistic scheme proposed here is in the spirit of [12], where distance-dependent, random channel gains were exploited in scheduling.

In this work, we restrict ourselves to those assumptions that are implementable with the state-of-the-art technologies. Specifically, we focus on the assumptions of perfect CSI at the receivers and partial CSI at the transmitters via low-rate feedback. With these less idealistic CSI assumptions, it is envisioned that independent encoding at the transmitters and

independent decoding at the receivers are employed. To the best of the authors' knowledge, there are no analogous results in the literature that consider the same scenario. It was recently shown, however, that under more optimistic assumptions on CSI in the network, linear throughput can be achieved by either joint encoding at the transmitters [13] or hierarchical cooperation with joint decoding at the receivers [5].

## B. Organization of the Paper

The rest of the paper is organized as follows. The system model and the proposed two-phase relay protocol are introduced in Section II. Section III characterizes the system throughput in the regime of large  $n$  and fixed  $m$ . The throughput scaling of the proposed scheme is evaluated in Section IV by explicitly taking the feedback overhead into account. Also in Section IV, the throughput upper bound is developed, valid even when centralized scheduling is allowed. Section V presents numerical performance results. Section VI briefly discusses the impact of relay cooperation on system throughput and the delay consideration. Finally, Section VII concludes the paper. Technical details and proofs are placed in the appendices.

*Notation:* The symbol  $|\mathcal{X}|$  denotes the cardinality of the set  $\mathcal{X}$ , and unless specified otherwise,  $\log(\cdot)$  indicates the natural logarithm. We write  $X \sim \text{Exp}(1)$  to indicate that the random variable  $X$  follows the standard exponential distribution with probability density function (pdf) given by  $f_X(x) = \exp(-x)$ ,  $x > 0$ . The indicator function is denoted by  $\mathbf{1}(\cdot)$ , and we use " $\chi^2(2p)$ " to denote a chi-square random variable with  $2p$  degrees of freedom. For two functions  $f(n)$  and  $g(n)$ ,  $f(n) = O(g(n))$  means that  $\lim_{n \rightarrow \infty} |f(n)/g(n)| < \infty$ , and  $f(n) = \Omega(g(n))$  means that  $g(n) = O(f(n))$ . We write  $f(n) = o(g(n))$  to denote  $\lim_{n \rightarrow \infty} |f(n)/g(n)| = 0$ , and  $f(n) = \Theta(g(n))$  to denote  $f(n) = O(g(n))$  and  $g(n) = O(f(n))$ .

## II. SYSTEM MODEL

Consider a wireless network with  $n$  S-D pairs and  $m$  relay nodes, all operating in the same frequency band of width  $W$  Hz, in the presence of fading. Ad hoc nodes that generate data traffic are referred to as source nodes; nodes that receive data traffic are referred to as destination nodes. Relay nodes have no intrinsic traffic demands. We consider a two-hop, decode-and-forward communication protocol, in which sources can communicate with their destinations only through half-duplex relays. In the first hop of the protocol, a subset of sources is scheduled for transmission to relays. The relays decode and buffer the received packets. During the second hop of the protocol, the relays forward packets to a subset of destinations (not necessarily the set of destinations associated with the source set in the first hop). These two phases are interleaved: the first hop is run in the even-indexed time-slots, and the second hop is run in the odd-indexed time-slots. An example of the two-hop relay protocol is depicted in Fig. 1.

We first describe the channel model. It is assumed that the wireless network has independent and identically distributed (i.i.d.) Rayleigh connections  $h_{i,r}$  from source nodes  $i$ ,  $1 \leq i \leq$

$n$ , to relay nodes  $r$ ,  $1 \leq r \leq m$ . Thus, the channel gains follow an exponential distribution, i.e.,  $\gamma_{i,r} = |h_{i,r}|^2 \sim \text{Exp}(1)$ . Likewise, we assume that the channel gains  $\xi_{r,j}$  from relays  $r$ ,  $1 \leq r \leq m$ , to destination nodes  $j$ ,  $1 \leq j \leq n$ , be i.i.d.  $\text{Exp}(1)$ , and that channel gains  $\gamma_{i,r}$  and  $\xi_{r,j}$  are independent for all  $i$ ,  $r$ , and  $j$ . This model is appropriate for dense networks in a rich scattering environment, where the distance between transmitters and receivers has only a marginal effect on attenuation, and the channel attenuation is dominated by the small-scale fading due to multipath. Quasi-static fading is assumed, with channel gains fixed during the transmission of each hop, which is assumed to have a duration of  $T$  seconds, and taking on independent values at different transmission times. In practice,  $T$  can be as large as the coherence time of the channel allows. Regarding CSI, we assume that at each hop, each receiver has perfect CSI knowledge, while the transmitters have access only to an *index value* via receiver feedback used to indicate a source chosen for transmission. This CSI assumption is reasonable in practice as most wireless access network standards incorporate some form of pilot signals, and the type of feedback specified has low overhead.

We now describe the scheduling at each hop. We start with the first hop (Phase 1). All relays operate independently. Thus, without loss of generality, let us focus on any specific relay, say  $r$ . By assumption, relay  $r$  has the knowledge of  $\gamma_{i,r}$ ,  $i = 1, \dots, n$ , and it will schedule the transmission of the strongest source node, say  $i_r = \arg \max_i \gamma_{i,r}$ , by feeding back the index  $i_r$  at the beginning of the block. The overhead of this phase of the protocol is a single integer per relay node. Suppose the scheduled nodes constitute a set  $\mathcal{K} \subset \{1, \dots, n\}$ ; then since there are  $m$  relays, up to  $m$  source nodes can be scheduled in this fashion, i.e.,  $|\mathcal{K}| \leq m$ . It is noted that it is possible for multiple relays to schedule the same source. In such cases,  $|\mathcal{K}| < m$ . The scheduled source nodes transmit simultaneously with constant power  $P$  and fixed transmission rate of 1 bit/s/Hz.<sup>2</sup> Each relay sees a superposition of all the transmitting signals, i.e.,

$$y_r = \sqrt{P} h_{i_r,r} x_{i_r} + \sum_{\substack{t \in \mathcal{K} \\ t \neq i_r}} \sqrt{P} h_{t,r} x_t + n_r, \quad r = 1, \dots, m$$

where  $x_i$  denotes the transmitted signal of source  $i$ ,  $n_r$  denotes the additive noise at relay  $r$ . In this paper, we assume  $x_i$ 's are letters from codewords of a Gaussian capacity-achieving codebook satisfying  $\mathbb{E}[|x_i|^2] = 1$ . We further assume  $n_r$ 's are i.i.d. complex Gaussian with zero mean and unit variance  $\mathcal{CN}(0, 1)$  and are independent of the fading channels. Since the transmission rate is 1 bit/s/Hz, communication can be supported in an information-theoretic sense if the corresponding signal-to-interference-plus-noise ratio (SINR) is greater or equal to one, i.e.,

$$\text{SINR}_{i_r,r}^{\text{P1}} = \frac{\gamma_{i_r,r}}{1/\rho + \sum_{\substack{t \in \mathcal{K} \\ t \neq i_r}} \gamma_{t,r}} \geq 1, \quad r = 1, \dots, m \quad (1)$$

<sup>2</sup>Generalizing to higher transmission rates is straightforward, but it encumbers notation without adding insight. See discussions in Remark 6 for the motivation of choosing the rate of 1 bit/s/Hz.



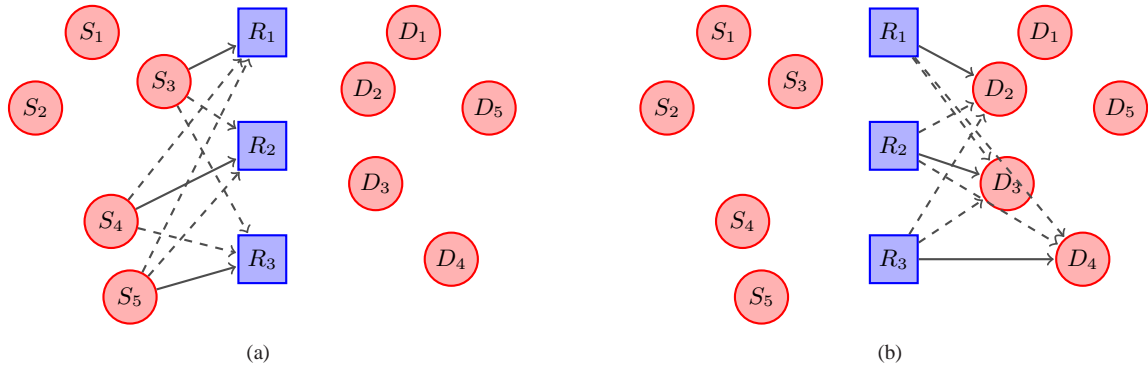


Fig. 1. A two-hop network with  $n = 5$  S-D pairs and  $m = 3$  relay nodes (denoted by the blue disks). (a) In the first hop, source nodes  $\{3, 4, 5\}$  transmit to the relays. (b) In the second hop, the relays transmit to the destination nodes  $\{2, 3, 4\}$ . Solid lines indicate scheduled links, while dashed lines indicate interfering links.

where  $\rho = P$  is the average signal-to-noise ratio (SNR) of the source-relay link.

The scheduling at the second hop (Phase 2) works as follows. All relay nodes transmit simultaneously with fixed power  $P_R$ . Assume that the additive noise at the destination nodes are i.i.d.  $\mathcal{CN}(0, 1)$  and are independent of the fading processes  $\{\xi_{r,j}\}$ , and assume that independent messages are sent across relay nodes (which is the case in the proposed scheduling), destination node  $j$  can compute  $m$  SINRs by assuming that relay  $r$  is the desired sender and the other relays are interference as follows:

$$\text{SINR}_{r,j}^{\text{P2}} = \frac{\xi_{r,j}}{1/\rho_R + \sum_{\substack{1 \leq \ell \leq m \\ \ell \neq r}} \xi_{\ell,j}}, \quad r = 1, \dots, m \quad (2)$$

where  $\rho_R = P_R$  denotes the average SNR of a relay-destination link. If the destination node  $j$  captures one good SINR, say,  $\text{SINR}_{k,j}^{\text{P2}} \geq 1$  for some  $k$ , it instructs relay  $k$  to send data by feeding back the relay index  $k$  at the beginning of the block. Otherwise, the node  $j$  does not provide feedback. It follows that the overhead of the second hop is also *at most* an index value per destination node. When scheduled by a feedback message, relay  $k$  relays the data to the destination node at rate 1 bit/s/Hz. In case a relay receives multiple feedback messages, it randomly chooses one destination for transmission. It is noted that in steady-state operation of the system, the relays have the ability to buffer the data received from source nodes, such that it is available when the opportunity arises to transmit it to the intended destination nodes over the second hop of the protocol. This ensures that relays always have packets destined to the nodes that are scheduled. In addition, due to the opportunistic nature of scheduling, the received packets at the destinations are possibly out of order, and therefore each destination is assumed to be able to buffer them before decoding.

*Remark 1:* It is noteworthy to draw a comparison between Phase 1 and Phase 2. From the relays' perspective, both hops of the communication protocol rely on scheduling a subset of "good" source/destination nodes for transmission. However, these two phases of the protocol differ in one key aspect: transmission over the second hop can be guaranteed to be successful since receivers (the destinations) have access to

the SINRs, but this is not the case for the first hop. This is because in the first hop, each receiver (relay) selects a source node without knowledge of what the other relays select. As a consequence, each relay has no access to the interference stemming from all other concurrent transmitting sources, and therefore has no *a priori* knowledge of its own SINR. For example, in (1) relay  $r$  knows the desired link strength  $\gamma_{i,r}$ , but it does not know  $\mathcal{K}$  and the corresponding interference term  $\sum_{t \in \mathcal{K}, t \neq i_r} \gamma_{t,r}$ . For the second hop, the senders (now the relays) are known *a priori*, and therefore the destination nodes have direct access to SINRs. This implies that once the destination node captures an  $\text{SINR}^{\text{P2}} \geq 1$ , and accordingly requests a transmission, this transmission will be successful at a data rate of 1 bit/s/Hz. This key difference between the two phases is mirrored in the analysis in Section III.

*Remark 2:* In both hops, *independent encoding* at the transmitters and *independent decoding* at the receivers are employed. By independent encoding, it is meant that the transmitters encode their message independently. This is a consequence of the fact that the transmitters have access to only partial CSI. Similarly, by independent decoding is meant that receivers decode their message independently by treating interference as noise. It is worth pointing out that, with the assumption of CSI at the receivers, techniques like interference cancellation are possible at the receivers. However, as elaborated in Remark 6, they are not interesting in our setup and thus are not considered here.

### III. THROUGHPUT: LARGE $n$ AND FIXED $m$

Motivated by the observation that as communication devices (source and destination nodes in our system) become more and more pervasive, the number of infrastructure nodes (relays) is not likely to keep pace, the throughput analysis in this paper pays special attention to a regime in which the number of source and destination nodes,  $n$ , is large, while the number of relay nodes,  $m$ , is relatively small. We show that both Phase 1 and Phase 2 achieve average throughput (by averaging over random channel gains) of  $m$  bits/s/Hz, yielding a  $m/2$  bits/s/Hz throughput for the complete two-hop scheme. We also show that for *any* two-hop protocol, the throughput is

upper-bounded by  $\frac{m}{2} \log \log n$  bits/s/Hz. This information-theoretic upper bound holds even if we allow full cooperation between relays *and* assume full CSI is available at the relays. Thus, the proposed scheme, with much simplified assumptions of decentralized relay operations and CSI at the receiver, succeeds in maintaining the linearity of the throughput in the number of relay nodes.

#### A. Phase 1: Source Nodes to Relays

In Phase 1,  $m$  relays operate independently and each schedules one source node for transmission. Hence, the total number of scheduled source nodes can be any integer between 1 and  $m$ , i.e.,  $|\mathcal{K}| \leq m$ . In cases when  $|\mathcal{K}| < m$ , multiple relays schedule the same source node, and the analysis of the probability of successful transmission should consider explicitly those links with multiple receivers. Due to the multiplicity of possible combinations, the exact characterization of the average throughput of Phase 1,  $R_1$ , is mathematically involved. Fortunately, in order to show the achievability of  $m$  successful concurrent transmissions, it suffices to lower-bound  $R_1$  by considering only cases in which the  $m$  scheduled source nodes are distinct (thereby discarding the contributions to the throughput of the other combinations).

By symmetry, each source node has a probability of  $1/n$  to be the best node with respect to a relay. Thus, the probability that the scheduled users are distinct, i.e., no source node is scheduled by more than one relay, is given by  $\Pr[N_m] = n(n-1) \cdots (n-m+1)/n^m$ , where  $N_m$  denotes the event  $\{m \text{ distinct source nodes are scheduled}\}$ . Now, a lower bound on  $R_1$  is

$$\begin{aligned} R_1 &\geq \Pr[N_m] \sum_{r=1}^m \Pr[\text{SINR}_{i_r, r} \geq 1] \cdot 1 \\ &= m \Pr[N_m] \Pr[\text{SINR}^{\text{P1}} \geq 1], \end{aligned} \quad (3)$$

where, for notational brevity and by the i.i.d. channel model, we drop the source node and relay indices in the last equation and use  $\text{SINR}^{\text{P1}}$  to denote the SINRs at all relay nodes.

Now, we focus on the  $\Pr[\text{SINR}^{\text{P1}} \geq 1]$  term. Again, for notational convenience, for a realization of  $n$  i.i.d. random variables  $X_1, \dots, X_n$ , we introduce  $X := \max\{X_1, \dots, X_n\}$  and  $Y := \sum_{i \in \mathcal{K}'} X_i$  where  $\mathcal{K}'$  is any randomly selected  $(m-1)$ -element subset of  $\{1, \dots, n\} \setminus \{j : X_j = X\}$ . With these definitions, we have  $\Pr[\text{SINR}^{\text{P1}} \geq 1] = \Pr[\frac{X}{1/\rho + Y} \geq 1]$ . For the Rayleigh fading case, in which the link strengths are i.i.d.  $\text{Exp}(1)$  random variables, the cumulative distribution function (cdf) of  $X$  (largest of  $n$  i.i.d.  $\text{Exp}(1)$  random variables) can be written explicitly as  $F_X(x) = (1 - e^{-x})^n$ . The asymptotic properties of  $X$  are well studied in literature (see [8] and [14]). For  $s_0 = \log n - \log \log n$ , it can be shown that  $\Pr[X \leq s_0] \rightarrow 0$  [14, eq. (A4)]. With the help of this property, we proceed to lower-bound  $\Pr[\text{SINR}^{\text{P1}} \geq 1]$  by introducing a real variable  $s$  ( $0 < s \leq s_0$ ). By the law of total probability, we have

$$\begin{aligned} \Pr\left[\frac{X}{1/\rho + Y} \geq 1\right] &= \Pr[X > s] \cdot \Pr\left[\frac{X}{1/\rho + Y} \geq 1 \mid X > s\right] \\ &\quad + \Pr[X \leq s] \cdot \Pr\left[\frac{X}{1/\rho + Y} \geq 1 \mid X \leq s\right] \end{aligned}$$

$$\begin{aligned} &\geq \Pr[X > s] \cdot \Pr\left[\frac{X}{1/\rho + Y} \geq 1 \mid X > s\right] \\ &\geq \Pr[X > s] \cdot \Pr\left[\frac{s}{1/\rho + Y} \geq 1 \mid X > s\right] \\ &= \Pr[X > s] \cdot \Pr\left[\frac{s}{1/\rho + Y} \geq 1\right] \quad (4) \\ &= (1 - F_X(s)) F_Y(s - 1/\rho), \quad (5) \end{aligned}$$

where (4) follows from the fact that, with  $0 < s \leq s_0$  and  $\Pr[X \leq s_0] \rightarrow 0$ , we have  $\Pr[X > s] \rightarrow 1$ , and thus  $\Pr[\frac{s}{1/\rho + Y} \geq 1 \mid X > s] \rightarrow \Pr[\frac{s}{1/\rho + Y} \geq 1]$  (which can be trivially shown by the law of total probability). Note that the lower bound (5) suggests a suboptimal scheduling scheme according to which, each relay schedules the transmission of the “strongest” source only if the source’s power gain exceeds a prescribed threshold  $s$ . The probability of such event is given by  $1 - F_X(s)$ , and  $F_Y(s - 1/\rho)$  is a lower bound on the probability of a successful communication with the relay at a rate of 1 bit/s/Hz.

The characterization of distribution of the interference term  $Y$  in (5) needs more care. This is due to the fact that, conditioned on not being the maximum among  $n$  channel strengths, each interference term in  $Y$  is no longer exponentially distributed, and the interference terms are not independent in general. However, as shown in Appendix A, these properties hold asymptotically with  $n$ . Numerical results in Appendix A show that these asymptotic trends are achieved for relatively small values of  $n$ . Thus, we can approximate  $Y$  as chi-square random variable with  $2(m-1)$  degrees of freedom, whose cdf is thus given by [15, eq. (2.1–114)]

$$F_Y(y) = 1 - e^{-y} \sum_{k=0}^{m-2} \frac{1}{k!} y^k. \quad (6)$$

Substituting (5) and (6) into (3) yields the following lower bound on the throughput of Phase 1.

*Lemma 1:* For any  $\rho$ ,  $m$  and  $0 < s \leq \log n - \log \log n$ , the achievable throughput of the opportunistic relay scheme in Phase 1 is lower-bounded by

$$\begin{aligned} R_1 &\geq m \frac{n(n-1) \cdots (n-m+1)}{n^m} (1 - (1 - e^{-s})^n) \\ &\quad \times \left(1 - e^{-(s-1/\rho)} \sum_{k=0}^{m-2} \frac{1}{k!} (s - \frac{1}{\rho})^k\right), \end{aligned} \quad (7)$$

as  $n \rightarrow \infty$ .

A tighter lower bound can be found by maximizing (5) over  $s$ , but we find that little insight can be gained from this exercise. The tightness of the lower bound (7) is substantiated by numerical results shown in Fig. 2 of Section V.

*Remark 3:* Inspecting (7), we note that the lower bound on  $R_1$  exhibits a tradeoff between quantity and quality of scheduled links. By increasing the number of relays  $m$ , one can schedule more simultaneous transmissions, which is beneficial from the throughput perspective. However, more transmissions generate more interference, degrading the SINR and lowering the probability of successful transmissions. In fact, as shown in Section V, not only the lower bound discussed here, but also the actual throughput  $R_1$  demonstrates this tradeoff. The

characterization of the best  $m$  (in terms of scaling) that maximizes throughput is pursued in Section IV.

For the regime of interest, where  $n$  is large and  $m$  fixed, it can be trivially shown, e.g., by setting  $s = \log n - \log \log n$ , that the above lower bound approaches  $m$ . Note that this is also the best we can hope for in Phase 1, since the  $\text{SINR} \geq 1$  constraint to decode a transmitter implies that no more than  $m$  sources can be successful.

The following corollary to Lemma 1 follows immediately.

*Corollary 1:* For fixed  $m$ ,  $R_1 \rightarrow m$  as  $n \rightarrow \infty$ .

## B. Phase 2: Relays to Destination Nodes

We now develop an exact expression for the sum-rate of the relay-destination links. This is done by first showing that only a single relay per destination can produce a required SINR larger than one, and then computing the probability of the event that a relay is scheduled and consequently delivers throughput.

*Lemma 2:* For any  $\rho_R$ ,  $m$  and  $n$ , the achievable throughput of the opportunistic relay scheme at Phase 2 is given by

$$R_2 = m \left( 1 - \left( 1 - \frac{e^{-1/\rho_R}}{2^{m-1}} \right)^n \right). \quad (8)$$

Before embarking on the proof, it is worth examining the statistics of the SINR in (2). Given the i.i.d. channel model introduced in the previous section, the SINRs measured at each destination (cf. (2)) are of the generic form  $\text{SINR}_{r,j}^{\text{P2}} = \frac{\chi^2(2)}{1/\rho_R + \chi^2(2m-2)}$ . With the help of (6), the pdf of the SINR can be shown as [14]:

$$\begin{aligned} f(x) &= \int_0^\infty f(x|y) f_Y(y) dy \\ &= \frac{e^{-x/\rho_R}}{(1+x)^m} \left( \frac{1}{\rho_R} (1+x) + m-1 \right). \end{aligned} \quad (9)$$

The corresponding cdf is

$$F(x) = 1 - \frac{e^{-x/\rho_R}}{(1+x)^{m-1}}, \quad x \geq 0. \quad (10)$$

Note that the  $\text{SINR}_{r,j}^{\text{P2}}$ s are i.i.d. over  $j = 1, \dots, n$  (but are not independent over  $r = 1, \dots, m$ ).

*Proof:* First, we observe that each destination node  $j$  has at most one  $\text{SINR}_{k,j}^{\text{P2}} \geq 1$  for all relays  $1 \leq k \leq m$ . To see this, assume  $\text{SINR}_{k,j}^{\text{P2}} \geq 1$  for some relay  $k$ , and consider another index  $k' \neq k$ . From (2), we have

$$\xi_{k,j} \geq 1/\rho_R + \sum_{\substack{1 \leq \ell \leq m \\ \ell \neq k}} \xi_{\ell,j},$$

from which it follows that

$$\xi_{k,j} > \xi_{k',j}, \quad \forall k' \neq k.$$

Therefore

$$\text{SINR}_{k',j}^{\text{P2}} = \frac{\xi_{k',j}}{1/\rho_R + \sum_{\substack{1 \leq \ell \leq m \\ \ell \neq k'}} \xi_{\ell,j}} < \frac{\xi_{k',j}}{\xi_{k,j}} < 1.$$

Thus, each destination node can have at most one *good* relay as its sender.

Now the sum-rate for Phase 2 depends on how many relays are scheduled by destinations. The probability that a relay finds no destination satisfying  $\text{SINR} \geq 1$  is<sup>3</sup>

$$\begin{aligned} &\Pr[\text{relay } r \text{ does not receive feedback}] \\ &= \Pr \left[ \text{SINR}_{r,j}^{\text{P2}} \leq 1, \forall j \right] \\ &= (F(1))^n \\ &= \left( 1 - \frac{e^{-1/\rho_R}}{2^{m-1}} \right)^n. \end{aligned}$$

The throughput of the relay-destination links is given by summing the probabilities of the relays engaged in transmission. Accounting for the 1 bit/s/Hz rate per relay, we have that the average throughput of the second hop is given by

$$\begin{aligned} R_2 &= \sum_{r=1}^m \Pr[\text{relay } r \text{ transmits data to a destination}] \cdot 1 \\ &= m \left( 1 - (F(1))^n \right) \end{aligned} \quad (11)$$

$$= m \left( 1 - \left( 1 - \frac{e^{-1/\rho_R}}{2^{m-1}} \right)^n \right). \quad (12)$$

This completes the proof of the lemma.  $\square$

The following corollary ensues by direct computation:

*Corollary 2:* For fixed  $m$ ,  $R_2 \rightarrow m$  as  $n \rightarrow \infty$ .

*Remark 4:* It is interesting at this point to draw a connection between the scheduling of Phase 2 of the opportunistic scheme proposed here with the random beamforming scheme due to Sharif and Hassibi in the context of multiple-input multiple-output broadcast channels (MIMO-BCs) [14]. Seemingly unrelated, the SINRs of both setups turn out to have the same distribution (cf. (2)). To explain this subtlety, note that in the random beamforming scheme of [14], a random unitary matrix  $\Phi$  is applied to the data streams before sending them over the channel  $\mathbf{H}$  (hence the terminology ‘‘random beamforming’’). With the assumption of i.i.d. Rayleigh fading, entries of  $\mathbf{H}$  follow i.i.d. circularly symmetric complex Gaussian random variables  $\mathcal{CN}(0, 1)$ . By the *isotropic* property of the i.i.d. complex Gaussian random matrix  $\mathbf{H}$ ,  $\Phi \mathbf{H}$  has the same distribution as  $\mathbf{H}$  [16]. It follows that the channel statistics of the random beamforming scheme in the beam domain are the same as in the original antenna domain. In other words, the SINR in the beam domain is still of the generic form

$$\text{SINR} = \frac{\chi^2(2)}{1/\rho_R + \chi^2(2m-2)}, \quad (13)$$

which is the same as in our Phase 2 (cf. (2)).

Despite the mathematical equivalence, our proposed scheme for Phase 2 simplifies the random beamforming scheme in several respects:

<sup>3</sup>It may seem logical to turn off a relay for which the highest SINR is still less than one, but we still allow such relays to transmit (say, control information). This is because, as shown by numerical results, the performance is limited by the source-relay link.

- Random beamforming requires cooperation among the transmitters to form a beam. Opportunistic relaying operates in a completely decentralized fashion.
- Random beamforming requires the feedback of an integer (the beam index) as well as a real number (the instantaneous SINR). The proposed opportunistic relaying scheme requires the feedback of only an index number. This simplification is justified by [14, Th. 2], which implies that when the system operates in the limit as  $n \rightarrow \infty$  with  $m = \Theta(\log n)$ , the aggregate interference from concurrent transmissions eventually hardens the instantaneous SINR near the value 1. Thus, there is no longer a need to feed back the SINR value. Furthermore, in terms of the throughput scaling law (as discussed later in Section IV), this simplification incurs no loss.

### C. Feedback Overhead Analysis

A detailed study of feedback overhead in the regime of large  $n$  and fixed  $m$  is omitted here for the sake of brevity. The calculation can follow the same steps as in Section IV-C, where we present a detailed analysis of the feedback overhead in the limiting regime of large  $n$  and  $m$ .

### D. Two-Hop Communication

With the help of Corollaries 1 and 2, and by taking into account the  $1/2$  penalty due to the two hops, the overall system throughput, defined as  $\frac{1}{2} \min\{R_1, R_2\}$ , can be readily shown to be given as follows.

*Theorem 1:* For fixed  $m$ , the two-hop opportunistic relaying scheme achieves a system throughput of  $m/2$  bits/s/Hz as  $n \rightarrow \infty$ .

Since the proposed scheme works in a decentralized fashion and with low rate CSI feedback, it is natural to expect some throughput degradation compared to more intensive schemes. We will show that the opportunistic relaying scheme exhibits the pre-loglog factor of the scaling law of the throughput of more intensive schemes. To see this, we find an information-theoretic upper bound on the achievable scaling law for the aggregate throughput of *any* two-hop relaying scheme.

*Lemma 3:* For *any* two-hop relaying architecture, with fixed  $m$  and SNR, the sum rate capacity scales at most as  $\frac{1}{2}m \log \log n$  as  $n \rightarrow \infty$ .

*Proof:* In two-hop relay schemes, all data traffic passes through relays. Therefore, the *best* scheme would be one in which all  $m$  relay nodes can cooperate *and* the relays have full CSI (i.e., backward as well as forward channel realizations). In such case, the two-hop communication can be interpreted as MIMO multiple access channels (MACs) followed by a MIMO-BC. The capacity region of the MIMO-BC, and the optimality of dirty-paper-coding (DPC) in achieving the capacity region have been shown in [17]. Furthermore, the capacity scaling of the DPC scheme is shown in [14] to be  $m \log \log n$ , which is also the capacity scaling for MIMO-MAC due to the MAC-BC duality [18]. Now, Lemma 3 follows by taking the two-hop penalty  $1/2$  into account.  $\square$

*Remark 5:* Contrasting Theorem 1 to Lemma 3 reveals two different facets of multiuser diversity. Fundamentally,

multiuser diversity gain is a power gain, e.g., in the Rayleigh fading case, multiuser diversity schedules the best user for transmission, and boosts the average power by a factor of  $\log n$  [8]. With the assumption of relay cooperation, as in Lemma 3, a spatial multiplexing gain equal to the number of relays  $m$  can be readily achieved (e.g., even by a suboptimal zero-forcing receiver [16]). Then, multiuser diversity can further boost the rate of each parallel channel by  $\log \log n$ , as shown by Lemma 3. In contrast, with the proposed opportunistic scheme, where relays operate independently, there is no guarantee of achieving the multiple parallel channels. Here, multiuser diversity is used as a mechanism that compensates for the interference plus noise so that the scheduled link can support 1 bit/s/Hz. Ultimately, one achieves the linear scaling in  $m$ . Note that only with multiuser diversity gain does the SINR of each *noncooperative* link have the chance to meet the threshold.<sup>4</sup>

*Remark 6:* At this point, it is worthwhile to revisit the assumption of 1 bit/s/Hz fixed transmission rate. According to the scheduling scheme, receivers select their transmitting nodes by feeding back their indices. Accordingly, the nodes transmit independently at 1 bit/s/Hz. Receivers decode their scheduled transmitters independently, by treating concurrent interference as noise. In other words, it is assumed that 1) the transmitters do not adapt their transmission rate to the instantaneous channel realizations; and 2) the receivers do not attempt to perform any interference cancelation. It is reasonable to expect that a higher throughput can be achieved if we allow rate adaptation and interference cancelation at the cost of more feedback overhead and higher computational complexity. However, what Lemma 3 tells us is that the return is at most the multiplicative factor  $\log \log n$ . Simulation results in Section V indicate a rather fast convergence to the asymptotic limits with increasing number of nodes. In a practical system with finite (but maybe large)  $n$ , the term  $\log \log n$  is a small number. On the other hand, given the decentralized scheduling policy adopted here, it is not straightforward to determine the adaptive transmission rate for each transmitting node (cf. Remark 1).

## IV. HOW FAST CAN $m$ GROW?

As discussed in Remark 3, in Phase 1 there is a tradeoff between the number of relays  $m$  that serve as conduits between the source and destination nodes and the mutual interference caused by the transmissions. The same is true for Phase 2. This brings up the question: *What is the optimal  $m$  that maximizes the throughput?* This is equivalent to asking the maximum throughput of the network. In this section, we show that both hops of the proposed decentralized scheme succeed in achieving  $\Theta(\log n)$  throughput scaling (without taking the feedback overhead into account). We then quantify the feedback overhead and conclude that, under the condition that the product of the block duration and the system bandwidth scales faster than  $\log n \log \log n$ , the feedback overhead is negligible and therefore the *useful* throughput of the proposed scheme is given by  $\Theta(\log n)$ . As a by-product in characterizing the

<sup>4</sup>If one schedules the transmission randomly, the average receiver SINR can be shown to be  $\frac{1}{m-1}$ .



throughput upper bound of the first hop, we also conclude that  $\Theta(\log n)$  is indeed the best throughput scaling even if centralized scheduling is allowed. Thus, as far as throughput scaling is concerned, operating the network in a decentralized fashion, with local CSI at the receivers and low-rate feedback to the transmitters, incurs no loss.

#### A. Phase 1

Earlier, in Section III-A, the lower bound (7) of the system throughput of Phase 1 was found. This lower bound was adequate for the discussion in that section which assumed a large  $n$  and fixed  $m$ . However, in seeking to determine how the throughput scales with  $m$ , the lower bound (7) might considerably underestimate the true throughput. In light of this, in order to address the question of optimal  $m$ , we reason as follows: First, we consider a genie-aided scheme by relaxing the assumptions of decentralized relay scheduling. Thus, the throughput scaling for a genie-aided network with  $m$  relays serves as an upper bound on the proposed decentralized scheme. We show that the throughput scaling law of this genie-aided scheme is  $\Theta(\log n)$ . Next, we show that the lower bound (7) of the proposed decentralized scheme also achieves the  $\Theta(\log n)$  scaling. Thus, we are able to conclude that the throughput scaling of the original scheme of Phase 1 is given by  $\Theta(\log n)$ , and is optimal in a scaling law sense.

##### 1) Phase 1: Upper bound due to genie-aided scheme:

In this subsection, we establish the upper bound on the throughput scaling of Phase 1 based on the following genie-aided network. The genie-aided network has access to the full CSI of the network, and can coordinate the operation of the entire network, i.e., centralized scheduling is allowed. Therefore, the genie network can always achieve the maximum throughput in that, by assumption, it can enumerate all possible combinations of source-to-relay transmissions. Nevertheless, we still assume that independent encoding at the source nodes and independent decoding at the relay nodes. These constraints are needed to keep the genie-aided upper-bound result not too loose with respect to the proposed decentralized network (cf. Section II). Note that given a set of channel realizations, the successful source-relay pairs, in the proposed decentralized scheme, must also be successful in the genie-aided scheduling scheme. Thus, the throughput of the genie-aided scheduling scheme upper-bounds the proposed decentralized scheme.

*Theorem 2:* Under the assumption of independent encoding at the source nodes and independent decoding at the relay nodes, one cannot achieve  $\frac{\log n}{\log 2} + 2$  throughput with probability approaching one. Conversely, with probability approaching one,  $(1 - \epsilon)\frac{\log n}{2 \log 2} + 2$  throughput is achievable for all  $\epsilon \in (0, 1)$ .

*Outline of proof:* The upper bound result is established by showing that, given  $m = \frac{\log n}{\log 2} + 2$  relays, with probability approaching 1, one cannot find  $\frac{\log n}{\log 2} + 2$  sources whose concurrent transmissions to the relays are all successful, even by enumerating all possibilities of choosing sources and mapping sources to relays. The achievability result follows from the fact that, by exhaustive search, with probability of one, one can

find successful concurrent transmissions from  $(1 - \epsilon)\frac{\log n}{2 \log 2} + 2$  sources to  $m = (1 - \epsilon)\frac{\log n}{2 \log 2} + 2$  relays.

See Appendix B for detailed proof.  $\square$

*Remark 7:* These results may be of interest in their own right, since, given the assumptions of independent encoding at the transmitters and independent decoding at the receivers (reasonable assumptions in ad hoc networks in which global CSI is not available to enable cooperative encoding and/or decoding), Theorem 2 establishes the upper bound and the achievable throughput scaling that are valid even if centralized scheduling is allowed. The  $\Theta(\log n)$  throughput exemplifies the interference-limited nature of the network, and this sub-linear throughput scaling (compared to other works, e.g., [3]–[5], [13]) precisely demonstrates the price one has to pay for not having global CSI knowledge to mitigate the interference. Indeed, recent works show that if one allows either cooperative decoding between receivers (see, e.g., [5]) or cooperative encoding between transmitters (see, e.g., [13]), one can indeed avoid/cancel interference, enabling linear throughput scaling.

2) *Achievable throughput scaling of Phase 1:* Theorem 2 states that, with high probability, there exists a valid group with  $m = (1 - \epsilon)\frac{\log n}{2 \log 2} + 2$  sources such that all transmissions are successful. However, the proof is nonconstructive: it does not afford insight into how to find such a set in practice. The proof assumes that there is a genie with global channel information that can enumerate all possibilities and select a good one for scheduling. In contrast to the genie-aided scheme, the opportunistic relaying scheme seeks to operate in a decentralized manner, and it is not clear whether this operational simplification incurs a loss in the scaling order of the throughput. Serendipitously, it can be shown that the  $\log n$  scaling is also met by the lower bound in (7). To see this, we examine the asymptotic behavior of (7).

Consider the exemplary case of  $m = \log n$  and  $s = \log n - \log \log n$ . With  $n \rightarrow \infty$ , the term  $\frac{n(n-1)\cdots(n-m+1)}{n^m} \rightarrow 1$ . The term  $(1 - (1 - e^{-s})^n)$  is independent of  $m$ , and approaches 1 for  $s = \log n - \log \log n$  as  $n \rightarrow \infty$ . Therefore, a throughput of  $\Theta(\log n)$  can be achieved as long as  $F_Y(s - 1/\rho) = \Theta(1)$ . Indeed, for  $m = \log n$ , the interference term  $Y$  in (6), by the central limit theorem, can be approximated as Gaussian random variable with mean and variance both equal to  $\log n$ . Now, we have

$$F_Y(\log n - \log \log n - 1/\rho) \approx F_Y(\log n) = \frac{1}{2}, \quad (14)$$

due to the symmetry of the Gaussian distribution. Consequently  $R_1 \approx \frac{1}{2} \log n$ . This result implies that for  $m = \log n$  relays, each running the two-hop opportunistic relaying protocol, it is possible to schedule up to  $\log n$  source nodes to transmit simultaneously, but half of them will fail to satisfy the SINR requirement due to the multiple access interference. In terms of throughput, this example yields  $\frac{1}{2} \log n$ , which confirms that the scheme is in fact order-optimal in achieving a throughput of  $\Theta(\log n)$  at Phase 1.

#### B. Phase 2

In this subsection, we will show that the optimal value of  $m$  in Phase 2 exhibits a sharp phase transition phenomenon.



That is,  $m = \frac{\log n - \log \log n - 1/\rho_R}{\log 2} + 1$  succeeds in retaining the linearity of  $R_2$  in  $m$ , but  $m = \frac{\log n + \log \log n - 1/\rho_R}{\log 2} + 1$  does not. As far as the scaling law is concerned, this implies that the throughput of Phase 2 scales as  $\Theta(\log n)$ .

*Theorem 3:* For Phase 2 of the two-hop opportunistic relaying scheme, if the number of relays  $m = \frac{\log n - \log \log n - 1/\rho_R}{\log 2} + 1$ , then  $R_2 = \Theta(m) = \Theta(\log n)$ . Conversely, if  $m = \frac{\log n + \log \log n - 1/\rho_R}{\log 2} + 1$ , then  $R_2 = o(m)$ .

*Proof:* For convenience, we repeat  $R_2$  of (11) and (12):

$$R_2 = m \left( 1 - (F(1))^n \right) \quad (15)$$

$$= m \left( 1 - \left( 1 - \frac{e^{-1/\rho_R}}{2^{m-1}} \right)^n \right). \quad (16)$$

With  $m = \frac{\log n - \log \log n - 1/\rho_R}{\log 2} + 1$ , we have

$$1 - F(1) = \frac{e^{-1/\rho_R}}{2^{m-1}} = e^{-(m-1)\log 2 - 1/\rho_R} = \frac{\log n}{n}.$$

Then,

$$\begin{aligned} (F(1))^n &= \left( 1 - \frac{\log n}{n} \right)^n = e^{n \log(1 - \frac{\log n}{n})} \\ &= e^{-\log n + O(\frac{\log^2 n}{n})} = e^{-\log n + o(\log n)} \\ &= O\left(\frac{1}{n}\right), \end{aligned} \quad (17)$$

where we have used the fact that, for small  $x$ ,  $\log(1 - x) = -x + O(x^2)$  and  $e^x = 1 + O(x)$ . Thus, most of the transmissions meet the SINR threshold (with probability  $1 - O(1/n)$ ), and consequently the throughput  $R_2$  is given by  $m(1 - O(\frac{1}{n}))$ .  $R_2 = \Theta(m) = \Theta(\log n)$  follows readily.

Similarly, when  $m = \frac{\log n + \log \log n - 1/\rho_R}{\log 2} + 1$ , we have  $1 - F(1) = \frac{1}{n \log n}$  and

$$\begin{aligned} (F(1))^n &= e^{-\frac{1}{\log n} + O(\frac{1}{n \log^2 n})} \\ &= e^{-\frac{1}{\log n} + o(1/\log n)} \\ &= 1 - O(1/\log n). \end{aligned} \quad (18)$$

Now, in contrast to the case of  $m = \frac{\log n - \log \log n - 1/\rho_R}{\log 2} + 1$ , when we increase  $m$  to  $\frac{\log n + \log \log n - 1/\rho_R}{\log 2} + 1$ , Phase 2 of the two-hop scheme cannot support a throughput that scales with  $m$ . With probability one, the SINRs cannot meet the threshold. In this case, the throughput does not scale linearly with  $m$  anymore, i.e.,  $R_2 = o(m)$ .  $\square$

This  $\Theta(\log n)$  scaling result is consistent with the random beamforming scheme of [14], an outcome that is not surprising in light of the connection discussed in Remark 4.

### C. Feedback Overhead Analysis

One of the contributions of the paper is the proposal of a two-hop scheme that alleviates the assumption of full CSI at the transmitters and the assumption of centralized scheduling. In the proposed scheme, only CSI at the receivers is employed, but low-rate feedback from the receivers to the transmitters is assumed to enable scheduling. In this subsection, we quantify the overhead due to feedback, and formalize a sufficient condition for which the overhead is negligible.

#### 1) Overhead per fading block:

*Feedback overhead in the first hop:* In the first hop, each relay schedules one source. Since a total of  $n$  sources need to be identified, the feedback overhead per relay is  $\log_2 n$  bits. The overall feedback overhead of all relays is thus given by  $m \cdot \log_2 n$ , which scales as  $\Theta((\log n)^2)$  since  $m = \Theta(\log n)$ .

*Feedback overhead in the second hop:* In the second hop, any destination feeds back the index of a relay only if there is one relay meeting  $\text{SINR} \geq 1$ ; otherwise, no feedback is sent. One needs  $\Theta(\log_2 m) = \Theta(\log \log n)$  bits to identify a relay. The number of users that capture a good SINR, and consequently feed back follows the binomial distribution  $\text{Bi}(n, q)$  with  $q$  being the probability that the destination will provide a feedback. Then, the average overall feedback overhead is given by the average number of destinations that feed back,  $nq$ , times the number of bits of each feedback.

To calculate  $q$ , we have,

$$\begin{aligned} q &= \Pr[\text{the destination feeds back index}] \\ &= \Pr[\cup_{r=1}^m \{\text{the } r\text{th relay has SINR} \geq 1\}] \\ &\leq \sum_{r=1}^m \Pr[\text{the } r\text{th relay has SINR} \geq 1] \\ &= m(1 - F(1)) \\ &= \frac{m}{2^{m-1}} e^{-1/\rho}, \end{aligned} \quad (19)$$

where the last equality is due to (10). The quantity in (19) is of the order of  $\Theta((\log n)^2/n)$  when  $m = \frac{\log n - \log \log n - 1/\rho_R}{\log 2} + 1$  (cf. Theorem 3).

Finally, the average feedback overhead of the second hop is  $O(nq \log \log n) = O((\log n)^2 \log \log n)$ .

*2) Condition for  $\Theta(\log n)$  useful throughput:* In this work, a quasi-static fading model is assumed. Specifically, it is assumed that channel gains are fixed during the transmission of each hop, and take on independent values at different hops. The feedback overhead *per block* is analyzed above. The throughput of the system scales with the duration of the block as well as system bandwidth. That is, the total throughput scales as  $\Theta(TW \cdot \log n)$ .

Now, we can find conditions of  $TW$  for which the feedback overhead does not imperil the throughput in the sense of throughput scaling. This is true when the feedback overhead is less than (in terms of scaling) the total throughput of each hop. Let us look at the second hop, which has larger feedback overhead. To have  $\Theta(\log n)$  useful throughput, we need

$$(\log n)^2 \log \log n = O(TW \cdot \log n),$$

which holds whenever  $TW = \Omega(\log n \log \log n)$ .

In practical system design,  $T$  can be as large as the coherence time of the channel  $T_c$ , and  $W$  can be as large as the coherence bandwidth of the channel  $W_c$ . For a typical wireless channel, this condition is easy to meet. This is due to the fact that typical wireless channels are *underspread*, that is, they satisfy  $T_c W_c \gg 1$ . In typical urban environments, the coherence bandwidth is of the order of several MHz, and the coherence time is of the order of milliseconds [16]. Thus, the product of coherence bandwidth and coherence time is

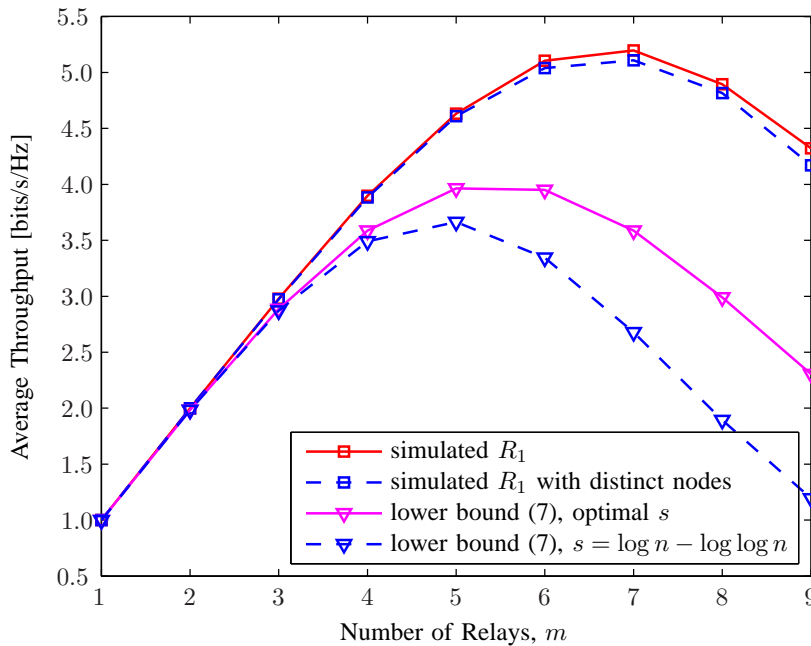


Fig. 2. First hop average throughput  $R_1$  as a function of the number of relays for  $n = 1200$  S-D pairs. From the top: simulation results utilizing all source node assignments, simulated results with distinct scheduled nodes, lower bound with optimized threshold  $s$ , and lower bound with threshold  $s = \log n - \log \log n$ .

of the order of  $10^3$ . As a concrete example, suppose the carrier frequency is  $f_c = 900$  MHz, and the delay spread is  $T_d = 1 \mu\text{s}$ . Based on the definitions of coherence bandwidth and coherence time in [16], the coherence bandwidth is given by  $W_c = 1/(2T_d) = 0.5$  MHz. The coherence time depends on velocity  $v$ , where let us assume  $v = 3$  km/h. This leads to a maximum Doppler spread of  $D_s = f_c v/c = 2.5$  Hz, and accordingly, to a coherence time of  $T_c = 1/4D_s = 100$  ms. In this example,  $T_c W_c = 5 \times 10^4$ , which makes  $T_c W_c \geq \log n \log \log n$  hold even for extremely large  $n$ . For example, for  $n = 1.0 \times 10^8$ ,  $\log n \log \log n = 53.7$ .

#### D. Two-Hop Communications

With the results in previous subsections, we can conclude the achievable throughput scaling of the scheme in the following theorem.

*Theorem 4:* Under the setup of Section II, and given  $TW = \Omega(\log n \log \log n)$ , the proposed two-hop opportunistic relaying scheme yields a maximum achievable throughput of  $\Theta(\log n)$ .

*Remark 8:* The throughput scaling results in this paper afford a multiuser diversity interpretation. To see this, it is useful to take a closer look at the first hop. The power of the signal of each scheduled link is given by  $\log n$  [8] (due to multiuser diversity). In the regime where  $m$  is fixed (cf. Section III), the signal power can mitigate the interference power (which is of the order of one), and therefore each scheduled transmission is successful. This translates to  $m$  bits/s/Hz total throughput of the first hop, as shown in Corollary 1. In the limiting operating regime with  $m = \Theta(\log n)$  relays, the aggregate interference for each scheduled link is of the order of  $\Theta(\log n)$ . Now, the network saturates as the interference power is of the same order as the signal power. The system

throughput is calculated as  $\Theta(\log n) \cdot \Theta(1) = \Theta(\log n)$ , since one has  $\Theta(\log n)$  concurrent transmissions, and each of them has successful probability of  $\Theta(1)$ . Further increasing  $m$  results in a decreased probability of successful transmission. Referring back to Remark 3, we see that the optimal  $m$  (in the sense of maximizing system throughput) is given by the order of multiuser diversity. The interpretation of the throughput scaling in terms of multiuser diversity is discussed in more detail in [19].

## V. NUMERICAL RESULTS

In this section, we provide some numerical examples produced by simulations of the proposed opportunistic relaying scheme under Rayleigh fading. Throughout these examples, the SNR for both hops is set at 10 dB ( $\rho = \rho_R = 10$  dB).

We examine in Fig. 2 the average throughput  $R_1$  of the first hop of the protocol and its various lower bounds. The figure contains four curves. The two simulation curves were obtained by averaging throughputs over 2,000 channel realizations. The “simulated  $R_1$ ” curve was obtained using all assignments of source nodes, while the curve marked “simulated  $R_1$  with distinct nodes” represents only assignments of distinct source nodes. The other two lower bounds shown are computed with (7): one is obtained by optimizing (7) over  $s$  (numerically); the other lower bound is for  $s = \log n - \log \log n$ . Three observations are noteworthy relative to Fig. 2. First, both the simulated throughput and the analytical lower bound (7) exhibit linearity with respect to  $m$ , consistent with the analysis of Section III-A. Second, it is observed that when  $m$  exceeds a certain value (in this case, 6), the throughput  $R_1$  starts to fall off. Noting that  $\log 1200 = 7$ , this effect is consistent with the analysis in Section IV-A that established that the linear increase in throughput with the number of relays holds only

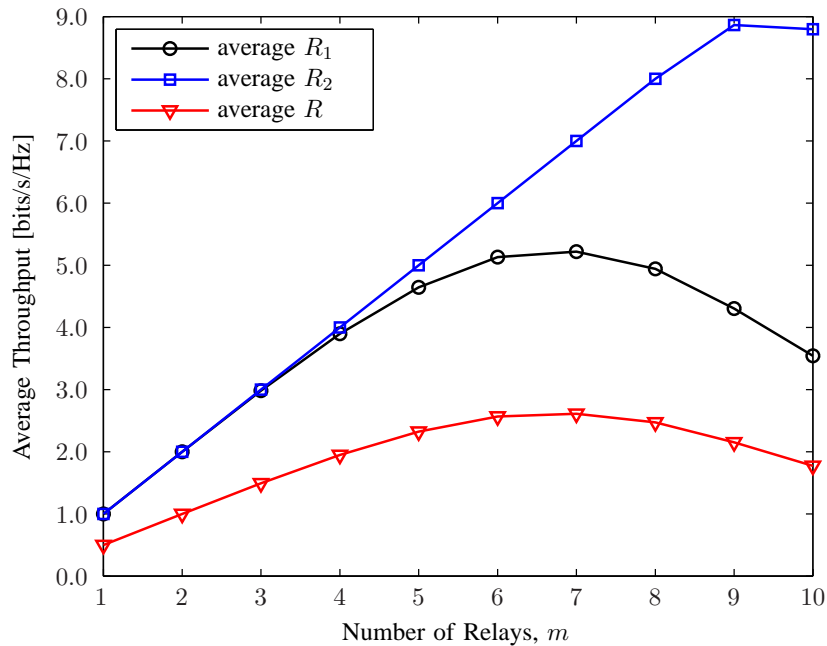


Fig. 3. First hop average throughput  $R_1$ , second hop average throughput  $R_2$ , and average system throughput  $R$  as a function of the number of relays  $m$  for  $n = 1200$  S-D pairs.

as long as  $m$  is of the order  $\log n$ . Third, the lower bound of  $R_1$  of (7) becomes loose when  $m$  grows. The development leading to (5) suggests two possible reasons for this behavior. The first is that the computation of  $\Pr[N_m]$  is based on only distinct source nodes. However, the close match between the two simulation curves in Fig. 2 eliminates this possibility. It follows then that the bound is loosened due to the series of lower-boundings of  $\Pr[\frac{X}{1/\rho+Y}]$  leading to (5) being too conservative.

In Fig. 3, we illustrate throughputs  $R_1$  and  $R_2$ , as well as the corresponding system throughput of the full scheme given by  $R = \frac{1}{2} \min\{R_1, R_2\}$ . As discussed in Section II, the transmissions over the second hop are destined to be successful, since they are scheduled based on SINR measurements at the destination nodes, whereas the transmissions over the first hop are not guaranteed to be successful since they are based only on SNR measurements. As a consequence, we observe from Fig. 3 that  $R_1$  is lower than  $R_2$ , and is the bottleneck to the system throughput, i.e.,  $R = \frac{1}{2}R_1$ . In addition, we observe that the optimal number of relays for Phase 2 is consistent with the analysis of Theorem 3 in Section III-B. Nevertheless, both  $R_1$  and  $R_2$  display the linearity in  $m$  as predicted by Corollaries 1 and 2 in Section III.

The total throughput of the two-hop opportunistic relaying scheme is shown in Fig. 4 as a function of the number of nodes  $n$ . We observe that the throughput exhibits the  $\log n$  trend, as predicted by Theorem 4. In fact, the system throughput curve can be perfectly approximated by  $0.36 \log n$ . Since the system throughput is always limited by Phase 1, i.e.,  $R = \frac{1}{2} \min\{R_1, R_2\} = \frac{1}{2}R_1$ , we also plot two bounds of  $\frac{1}{2}R_1$  for reference. More specifically, the genie bound  $\frac{\log n}{4 \log 2} + 1$  (cf. Theorem 2) serves as an upper bound, and the  $\frac{1}{4} \log n$  curve from (14) serves as a lower bound for the system

throughput. In Fig. 5, the optimal value of the number of relays,  $m$ , is shown versus the number of nodes,  $n$ . Comparing the values of  $m$  from the curve, with the value  $\frac{\log n}{2 \log 2} + 2$ , which is the bound on the number of relays for the genie scheme in Theorem 2, we observe that the optimal  $m$  is very close to that of the genie-bound. This explains why the scheme can harness large portions of throughput as promised by Theorem 4.

## VI. OTHER CONSIDERATIONS: RELAY COOPERATION AND DELAY

One of the key contributions of this work is to propose an opportunistic relaying scheme that features decentralized relay operations and practical CSI assumptions. In this section, we discuss the case in which relays are allowed to cooperate in encoding/decoding. In order to isolate the impact of the relay cooperation on the two-hop scheme, we leave the CSI assumptions unchanged. Specifically, it is assumed that the relays have full CSI knowledge of the source-relay link, but have only partial index-valued CSI knowledge of the relay-destination link via feedback. This discussion will help identify the fundamental limits of the opportunistic relaying scheme. Finally, we briefly address the issue of network delay.

### A. Cooperative Relays

In the proposed opportunistic relaying scheme, we assume the relays perform independent decoding (in the first hop) and independent encoding (at the second hop). In particular, the relays treat the received interference as noise, and no attempt is made to cancel the mutual interference caused by concurrent transmissions. As a consequence, the system is *interference limited*. In this subsection, we address the question: *How does cooperation between relays in decoding/encoding change*



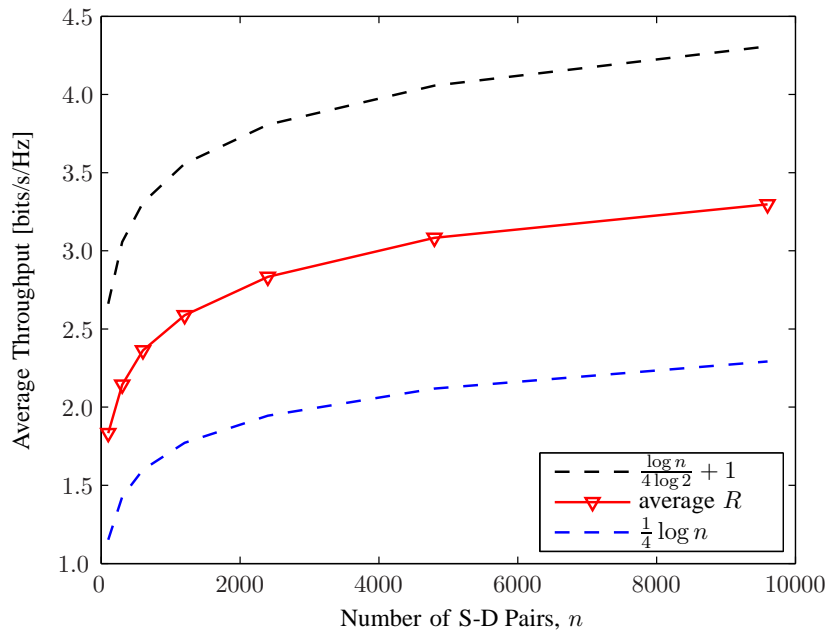


Fig. 4. Simulated average system throughput of the proposed scheme as a function of the number of S-D pairs  $n$  and for optimized number of relays  $m$ . Also shown are a genie upper bound and the lower bound  $\frac{1}{4} \log n$ .

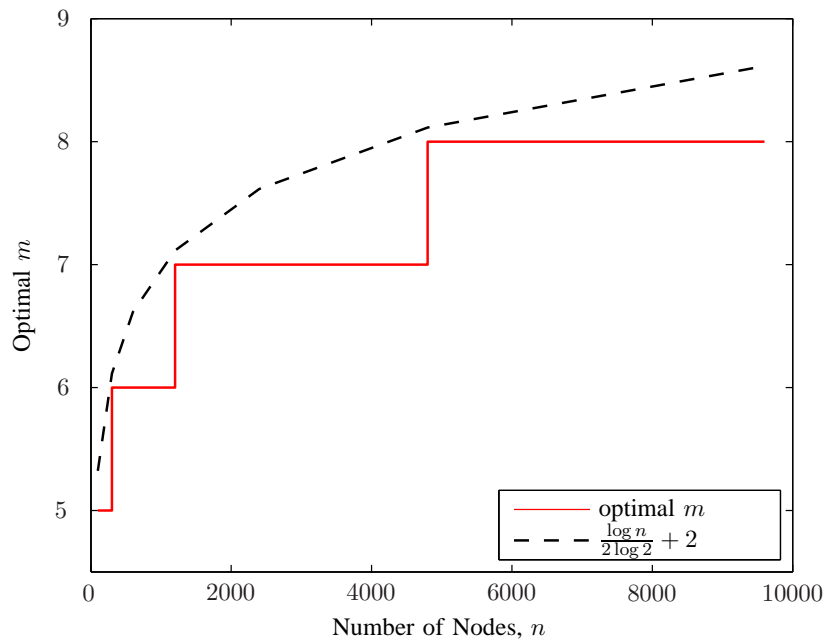


Fig. 5. Optimal value of  $m$  that maximizes the average throughput, and  $\frac{\log n}{2 \log 2} + 2$  curve (cf. Theorem 2)).

*the scheduling operation and the throughput scaling?* For example, it is conceivable that the relays could be implemented as infrastructure nodes that are connected to a wired backbone. This setup has been referred to as a *hybrid network* (see for example [20] and references therein).

When the relays are allowed to fully cooperate in decoding/encoding, they can be considered to be a multi-antenna array. Accordingly, the first and second hops are equivalent to a MIMO MAC with receiver CSI, and a MIMO BC with partial transmitter CSI, respectively. Now, the scheduling in Phase 1 can be simplified. It is well-known that for the MIMO

MAC, the sum-capacity can be achieved by allowing all users to transmit. The receiver can retrieve the data via some sophisticated signal processing algorithm, e.g., MMSE-SIC (minimum-mean square estimator with successive interference cancellation) [21]. The optimal scaling in the large  $n$  and fixed  $m$  regime is given by  $m \log \log n$ . However, if we seek to achieve only linear scaling in  $m$ , it suffices to schedule *any*  $m$  source nodes for transmission. With high probability, the resulting  $m \times m$  channel is well-conditioned, and a spatial multiplexing gain of  $m$  is achieved [16]. In contrast, Phase 2 does not benefit from the cooperation of relays. This is be-

TABLE I  
DEPENDENCE OF THROUGHPUT SCALING ON RELAY COOPERATION IN ENCODING/DECODING AND CSI KNOWLEDGE OF THE RELAY-DESTINATION LINK

Scenario <sup>a</sup>	Throughput Scaling of $R_1$	Throughput Scaling of $R_2$	Throughput Scaling of $R$
Case 1	$\Theta(\log n)$	$\Theta(\log n)$	$\Theta(\log n)$
Case 2	$\Theta(n)$	$\Theta(\log n)$	$\Theta(\log n)$
Case 3	$\Theta(n)$	$\Theta(n)$	$\Theta(n)$

<sup>a</sup>Case 1: independent decoding/encoding at the relays; perfect CSI in the first hop and partial CSI in the second hop

Case 2: cooperative decoding/encoding at the relays; perfect CSI in the first hop and partial CSI in the second hop

Case 3: cooperative decoding/encoding at the relays; perfect CSI in the first hop and perfect CSI in the second hop

cause, with only partial transmitter CSI, and since destination nodes are not allowed to collaborate, arbitrarily selecting  $m$  destination nodes cannot yield a throughput linear in  $m$  [14].

The impact of relay cooperation on throughput scaling exhibits similar behavior to that demonstrated for scheduling. Phase 1 benefits from relay cooperation, and in principle  $R_1 = \Theta(n)$  is possible (note that the capacity of a  $n \times n$  MIMO channel scales linearly with  $n$  [22]); Phase 2 is still bounded by  $\Theta(\log n)$ , and becomes the bottleneck of the two-hop scheme. The reason for this is that, due to the lack of full CSI at the relays, there is no way to generate more than  $\Theta(\log n)$  parallel channels. The reader is referred to [14] for a discussion of the impact of CSI knowledge on MIMO downlink channels.

We summarize the discussion of relay cooperation in Table I. In the first two scenarios, we examine the impact of cooperation in decoding/encoding at the relays on system throughput by fixing the CSI assumptions to perfect receiver CSI in the first hop and partial CSI in the second hop. Specifically, case 1 corresponds to the setup considered in Section II, where the relays perform independent decoding (in the first hop) and independent encoding (in the second hop), and case 2 allows for cooperation among relays in decoding/encoding. In the comparison, we also include the optimistic scenario, case 3, where the relays are assumed to have full CSI knowledge of both the source-relay link, and the relay-destination link and the relays are allowed to cooperate. In this case,  $\Theta(n)$  throughput is obtained in both hops, a result not surprising from the MIMO theory [22], [23]. From the table, one can readily identify that CSI plays a critical role in determining if linear throughput scaling is achievable. This observation justifies our study on throughput scaling based on the seemingly pessimistic, yet practical, assumptions on CSI knowledge in this paper.

It is important to point out that in the above discussion, the focus is on CSI. In cases where perfect CSI is available at the relays, but cooperative decoding/encoding is not available (e.g., due to nodes located randomly), different conclusions can be drawn. For example, one can operate the two-hop amplify-and-forward scheme [3] to achieve  $\Theta(n^{1/2})$  throughput scaling. A detailed discussion of the case of perfect CSI but no cooperation between relays is outside the scope of this paper. It is also important to point out that the discussion applies only to the underlying Rayleigh fading model. For other fading models, the opportunistic relaying scheme may exhibit a different scaling law. See [24] for discussions of throughput scaling under more general fading models.

## B. Delay Considerations

There is always a tension between opportunistic scheduling and delay considerations [8]. The delay issue is more salient in the two-hop scheme than in the cellular setup [8], because packets transmitted by one particular source in Phase 1 must be buffered at a relay, until that relay schedules the original destination during Phase 2. While one can partially relieve the problem by, say, prioritizing the destination in cases when a relay receives multiple requests from multiple destinations (including the destination of interest, of course), the delay may still be large. The detailed study of end-to-end delay is currently underway.

## VII. CONCLUSION

In this work, we have proposed an opportunistic relaying scheme that alleviates the demanding assumptions of central scheduling and CSI at transmitters. The scheme entails a two-hop communication protocol, in which sources can communicate with destinations only through half-duplex relays. The key idea is to schedule at each hop only a subset of nodes that can benefit from multiuser diversity. To select the source and destination nodes for each hop, relays operate independently with receiver CSI only, and with an index-valued feedback to the transmitter. The system throughput has been characterized for the operating regime in which  $n$  is large and  $m$  is relatively small. In this case, the proposed scheme achieves a system throughput of  $m/2$  bits/s/Hz, while the upper bound with full cooperation among relays and full CSI is  $(m/2) \log \log n$ . Moreover, we have further shown that, given that the product of the block duration and the system bandwidth scales as  $\Omega(\log n \log \log n)$ , the achievable throughput scaling of the proposed decentralized scheme is given by  $\Theta(\log n)$ , which is the optimal scaling even if centralized scheduling is allowed. Thus, operating the network in a decentralized fashion, with only CSI at the receivers and low-rate feedback to the transmitters, incurs no penalty. Finally, compared to the linear throughput scaling results reported in the literature (see, e.g., [5] and [13]) with more optimistic CSI assumptions, this work quantifies the price that one has to pay for not being able to mitigate interference. The delay behavior of the proposed opportunistic relaying scheme is left for future work.

## APPENDIX A

### CHARACTERIZATION OF INTERFERENCE $Y$ OF (4)

In this appendix, we characterize the statistical properties of the interference term  $Y$  in (4). More specifically, it is shown

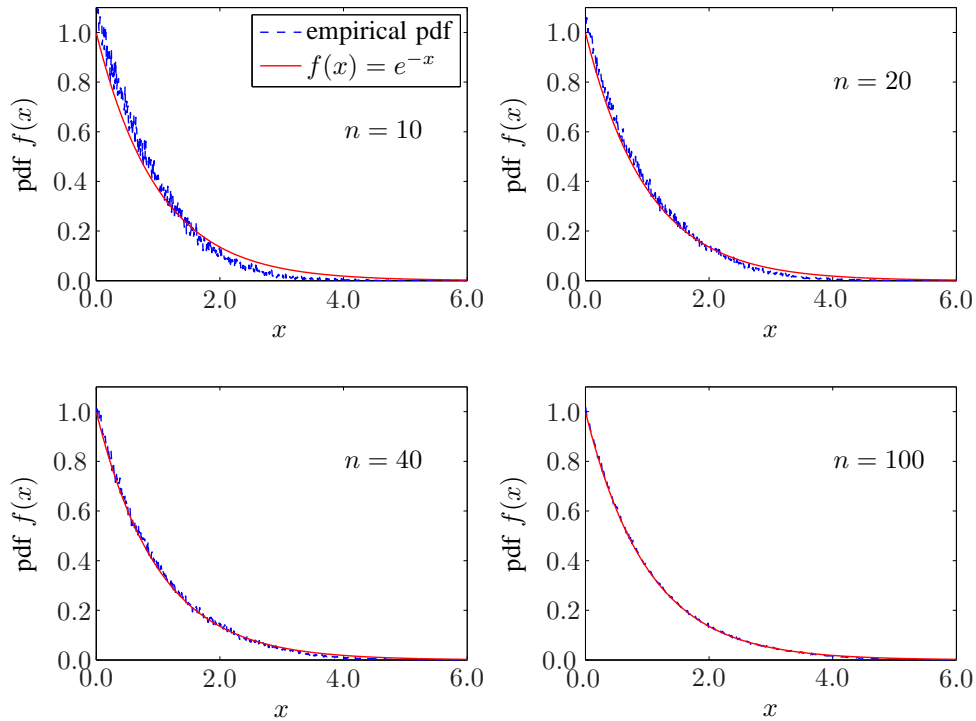


Fig. 6. Empirical pdf  $f(x_i|X_i$  is not the maximum) with  $n = 10, 20, 40$  and  $100$  respectively and the pdf of a standard exponential random variable,  $f(x) = e^{-x}$ ,  $x \geq 0$ .

that, asymptotically in  $n$ , each individual term that comprises  $Y$  has an exponential distribution, and all interferers are asymptotically independent. It is also illustrated by numerical results that these asymptotic trends are achieved quickly, enabling the approximation of  $Y$  as a chi-square random variable with  $2(m-1)$  degrees of freedom.

For notional convenience, we denote the channel connections from  $n$  sources to the relay as  $X_1, \dots, X_n$ . According to the scheduling of Phase 1, for each time-slot, i.e., each realization of  $X_1, \dots, X_n$ , the desired signal strength is the maximum among all connections. The interference term  $Y$  is the summation of  $(m-1)$  out of the remaining  $(n-1)$  channel connections.

We first show that each interferer is asymptotically exponentially distributed. By the law of total probability, for events  $B$  and  $A$ , we have

$$\Pr[B] = \Pr[B|A] \Pr[A] + \Pr[B|\bar{A}] \Pr[\bar{A}], \quad (20)$$

where  $\bar{A}$  denotes the complement of the event  $A$ . Now define the event  $B$  as  $\{X_i \leq x_i\}$ , and  $A$  as  $\{X_i \text{ is not the maximum}\}$ . Then we have for the cdfs

$$F_{X_i}(x_i) = F_{X_i}(x_i|A) \Pr[A] + F_{X_i}(x_i|\bar{A}) \Pr[\bar{A}]. \quad (21)$$

In our i.i.d. model, by symmetry, each node has probability of  $1/n$  to be the maximum, i.e.,  $\Pr[A] = 1 - 1/n$ . Thus, the above equation can be written as

$$F_{X_i}(x_i) = F_{X_i}(x_i|A) \underbrace{\left(1 - \frac{1}{n}\right)}_{\rightarrow 1} + F_{X_i}(x_i|\bar{A}) \underbrace{\frac{1}{n}}_{\rightarrow 0}. \quad (22)$$

Therefore, we have

$$F_{X_i}(x_i|A) \rightarrow F_{X_i}(x_i) \quad \text{as } n \rightarrow \infty, \quad (23)$$

and thus, asymptotically, each interferer is still exponentially distributed.

While the above results are of an asymptotic nature, numerical result shows that they hold for practical values of  $n$  as well. For example, in Fig. 6, the empirical pdf  $f(x_i|X_i$  is not the maximum) is plotted together with the pdf of  $\text{Exp}(1)$ , i.e.,  $f(x) = e^{-x}$ ,  $x \geq 0$ , for various values of  $n$ . It is seen that the empirical pdf is well approximated by the standard exponential distribution.

Next, we show that the interferers are asymptotically independent. Define  $A$  as  $\{\text{none of } X_1, \dots, X_{m-1} \text{ is the maximum}\}$ . The event  $\bar{A}$  is then  $\{\text{at least one of } X_1, \dots, X_{m-1} \text{ is the maximum}\}$ . Again, by the law of total probability,

$$F(x_1, \dots, x_{m-1}) = F(x_1, \dots, x_{m-1}|A) \Pr[A] + F(x_1, \dots, x_{m-1}|\bar{A}) \Pr[\bar{A}]. \quad (24)$$

Due to the underlying i.i.d. assumption,  $\Pr[A] = (1-1/n)(1-1/(n-1)) \cdots (1-1/(n-m+2)) \rightarrow 1$  and  $\Pr[\bar{A}] \rightarrow 0$  when  $n$  is large and  $m$  small relative to  $n$ . Then it follows readily from (24) that in the regime of interest

$$f(x_1, \dots, x_{m-1}|A) \rightarrow f(x_1, \dots, x_{m-1}) = \prod_{i=1}^{m-1} f(x_i). \quad (25)$$

Therefore, asymptotically, all interferers are independent.

Combining the facts that, in the regime of interest, 1) each interferer is exponentially distributed and 2) all interferers are independent, the aggregate interference  $Y$  can thus be modelled as chi-square with  $2(m-1)$  degrees of freedom.



Numerical result shows that this approximation is accurate for values as low as  $n = 40$ .

APPENDIX B  
PROOF OF THEOREM 2

Here, we prove Theorem 2 of Section IV-A. For convenience, the theorem is repeated below.

*Theorem 2:* Under the assumption of independent encoding at the source nodes and independent decoding at the relay nodes, one cannot achieve  $\frac{\log n}{\log 2} + 2$  throughput with probability approaching one. Conversely, with probability approaching one,  $(1 - \epsilon) \frac{\log n}{2 \log 2} + 2$  throughput is achievable for all  $\epsilon \in (0, 1)$ .

*Proof:* The proof relies on the probabilistic method [25]. The basic idea of the probabilistic method is that in order to prove the existence of a structure with certain properties, one defines an appropriate probability space of structures and then shows that the desired properties hold in this space with positive probability. This method of proof has been seen in various subjects of information theory, for instance, see [26, Ch. 8], which studies the bandwidth scaling problem in the context of spectrum sharing. The line of our proof follows [26].

The upper bound is established by the genie-aided scheduling, which performs an exhaustive search for the maximum concurrent successful transmissions. Specifically, in testing whether  $m$  bits/s/Hz is achievable, the genie-aided scheme enumerates all  $m$ -element subset of source nodes and tests whether the resulting  $m$  transmissions to the  $m$  relays are all successful. According to the genie-aided scheme, we define the probability space  $\Omega = \{(\mathcal{A}, \pi) : \mathcal{A} \subset \{1, \dots, n\}, |\mathcal{A}| = m, \pi \text{ is any permutation on } \{1, \dots, m\}\}$ , where  $\mathcal{A}$  denotes a random  $m$ -set of all  $n$  source nodes and  $\pi$  denotes any possible  $m$ -to- $m$  mappings from  $m$  source nodes in  $\mathcal{A}$  to  $m$  relays. Let  $B_{\mathcal{A}}^{\pi}$  be the event {all nodes in  $\mathcal{A}$  can transmit simultaneously and successfully under mapping rule  $\pi$ } and  $I_{\mathcal{A}}^{\pi}$  the corresponding indicator random variable, i.e.,  $I_{\mathcal{A}}^{\pi} = \mathbf{1}\left(\frac{\gamma_{i, R_{\pi}(i)}}{1/\rho + \sum_{\substack{t \in \mathcal{A} \\ t \neq i}} \gamma_{t, R_{\pi}(t)}}} \geq 1, \forall i \in \mathcal{A}\right)$ , where the subscript  $R_{\pi}(i)$  denotes the corresponding relay for source  $i$  under mapping rule  $\pi$ . For any  $\pi$ , we have  $\{R_{\pi}(i), \forall i \in \mathcal{A}\} := \mathcal{R} = \{1, \dots, m\}$ . Finally, define the number of valid sets that satisfy the SINR threshold as  $X(m) = \sum_{\mathcal{A}} \sum_{\pi} I_{\mathcal{A}}^{\pi}$ .

Then

$$\begin{aligned} \mathbb{E}[I_{\mathcal{A}}^{\pi}] &= \Pr[B_{\mathcal{A}}^{\pi}] \\ &= \Pr\left[\text{SINR}_{i, R_{\pi}(i)}^{\text{P1}} \geq 1, \forall i \in \mathcal{A}\right] \\ &= \left(\Pr\left[\text{SINR}_{i, R_{\pi}(i)}^{\text{P1}} \geq 1\right]\right)^m \end{aligned} \quad (26)$$

$$= (p_m)^m, \quad (27)$$

where (26) follows from the fact that for  $i, j \in \mathcal{A}, i \neq j$ ,  $\text{SINR}_{i, R_{\pi}(i)}^{\text{P1}}$  and  $\text{SINR}_{j, R_{\pi}(j)}^{\text{P1}}$  are i.i.d. The term  $p_m = 1 - F(1)$  in (27) is the probability that a transmission is successful when there are  $m$  concurrent transmissions, and  $F(\cdot)$  is the cdf of the SINR computed in (10).

The linearity of the expectation yields

$$\mathbb{E}[X(m)] = \binom{n}{m} m! (p_m)^m. \quad (28)$$

Then, the upper bound is established by showing  $\Pr[X(m) \geq 1] \rightarrow 0$  when  $m = \frac{\log n}{\log 2} + 2$ . This can be seen from Markov's inequality:

$$\begin{aligned} \Pr[X(m) \geq 1] &\leq \mathbb{E}[X(m)] \\ &= \frac{n!}{(n-m)!} (p_m)^m \\ &\leq (np_m)^m \leq \left(\frac{ne^{-1/\rho}}{2^{m-1}}\right)^m \\ &= e^{m(\log n - (m-1)\log 2 - 1/\rho)} \\ &\leq e^{m(\log n - (m-1)\log 2)}. \end{aligned} \quad (29)$$

Now substituting  $m = \frac{\log n}{\log 2} + 2$  into (29), we have

$$\begin{aligned} \Pr[X(m) \geq 1] &\leq e^{-\log n + o(\log n)} \\ &= O\left(\frac{1}{n}\right). \end{aligned} \quad (30)$$

What (30) tells us is that when  $m = \frac{\log n}{\log 2} + 2$ , the probability of finding a set of  $m$  nodes for concurrent successful transmissions decreases to zero as  $n$  increases. Since the transmission rate is fixed at 1 bit/s/Hz, it is equivalent to concluding that, with probability approaching one,  $\frac{\log n}{\log 2} + 2$  bits/s/Hz throughput is not achievable.

Next we look at achievability. In proving the achievability result, we consider a variant of the genie-aided scheme used above. Here, the scheme divides the total  $n$  sources into  $m$  groups  $\mathcal{G}_i, i = 1, \dots, m$  with each group having  $n/m$  sources. Each group is associated with one relay node. For example, as illustrated in Fig. 7, without loss of generality, we can label the total source nodes from 1 to  $n$  and assign sources  $\{1, \dots, n/m\}$  to  $\mathcal{G}_1$ ,  $\{n/m + 1, \dots, 2n/m\}$  to  $\mathcal{G}_2$ , and so on. In testing whether  $m$  concurrent successful transmissions are possible, each relay chooses one source from its own group.<sup>5</sup> Following the scheme, we define the sample space  $\Omega' = \{\mathcal{A} : |\mathcal{A}| = m, R(i) \neq R(j) \forall i, j \in \mathcal{A}\}$ , where  $R(i)$  denotes the index of the relay associated with the group to which source  $i$  belongs. Also define  $I_{\mathcal{A}}$  as the indicator random variable of the event {transmission from source  $i$  to relay  $R(i)$  is successful,  $\forall i \in \mathcal{A}$ }. Finally, let  $X'(m) = \sum_{\mathcal{A} \in \Omega'} I_{\mathcal{A}}$ .

To prove the achievability, we seek to find a lower bound on  $\Pr[X'(m) \geq 1]$ , or equivalently, an upper bound on  $\Pr[X'(m) = 0]$ . We need the following probabilistic tool from [26].

*Lemma 4:* Let  $\mu = \mathbb{E}[X'(m)]$  and  $\Delta = \sum_{\mathcal{A} \in \Omega'} \sum_{\substack{\mathcal{A}' \in \Omega' \\ \mathcal{A} \cap \mathcal{A}' \neq \emptyset}} \mathbb{E}[I_{\mathcal{A}} I_{\mathcal{A}'}]$ . Then,

$$\Pr[X(m) = 0] \leq e^{-\frac{\mu^2}{\Delta}}. \quad (31)$$

*Proof:* Following the explanation in the proof of [26, Th. 10], the proof of the lemma follows in a fairly straightforward way from [26, Lemma 7]. We skip the details for the sake of saving space.  $\square$

<sup>5</sup>Similar scheme has been considered by Etkin [26, Ch. 8] in the context of characterizing the bandwidth scaling of spectrum sharing systems. Our setup is different from Etkin's scheme in that the number of nodes in each group is a function of  $m$ , which is not the case in [26].

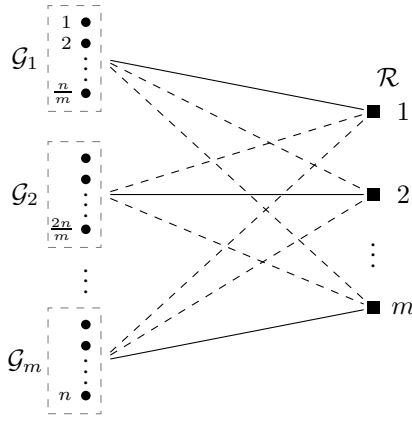


Fig. 7. Illustration of the genie-aided scheme used in the achievability proof. Source nodes are divided into  $m$  groups  $\mathcal{G}_i, i = 1, \dots, m$ , each with  $n/m$  nodes. Each group associates with one relay node and the nodes in the group have common receiver (i.e., the associated relay).  $\mathcal{A}$  is formed by selecting one node from each group.

The proof of achievability is more involved than that of the upper bound. This is because  $I_{\mathcal{A}}$ 's are generally not independent. In the upper bound proof, however, dependence among  $I_{\mathcal{A}}$ 's is irrelevant due to the linearity of the expectation. The quantity  $\Delta$  in Lemma 4 is a measure of the pairwise dependence between the  $I_{\mathcal{A}}$ 's. Note that, in the case when  $I_{\mathcal{A}}$ 's are all independent, the lemma reduces to  $\Pr[X'(m) = 0] = e^{-\mu}$ , a result which can be reached by direct probability calculations.

We begin with  $\mu$ :

$$\begin{aligned} \mu &= \mathbb{E}[X'(m)] = \mathbb{E}\left[\sum_{\mathcal{A} \in \Omega'} I_{\mathcal{A}}\right] \\ &= \sum_{\mathcal{A} \in \Omega'} \mathbb{E}[I_{\mathcal{A}}] \end{aligned} \quad (32)$$

$$= \left(\frac{n}{m}\right)^m (p_m)^m, \quad (33)$$

where (32) follows from linearity of expectation, and (33) is due to the fact that, for any  $\mathcal{A} \in \Omega'$ , all relays see i.i.d. channel realizations. The term  $p_m = \frac{e^{-1/\rho}}{2^{m-1}}$  (cf. (10)) denotes the probability of successful decoding when there are  $m$  concurrent transmissions in total.

To compute  $\Delta$ , let us start with computing the expectation

of  $I_{\mathcal{A}}I_{\mathcal{A}'}$  conditioned on  $\{\mathcal{A} \in \Omega', \mathcal{A}' \in \Omega', |\mathcal{A} \cap \mathcal{A}'| = q\}$ . In the expressions (shown at the bottom of the page), (35) upper-bounds (34) by neglecting the interference coming from the sources belonging to  $\mathcal{A}' \cap \mathcal{A}$  in the second term of the product. In so doing, the two products  $\prod_{k \in \mathcal{A}} \mathbf{1}(\cdot)$  and  $\prod_{\ell \in \mathcal{A}' \setminus \mathcal{A}} \mathbf{1}(\cdot)$  in (35) involve independent random variables now and therefore are independent (note that this is not true in (34)). A minimal example is illustrated in Fig. 8. The upper-bounding in (35) can be thought of as reducing the number of concurrent transmissions from  $m$  to  $m - q$  by keeping the elements  $\{t : t \in \mathcal{A}' \cap \mathcal{A}\}$  silent. The probability of successful transmission when there are  $m - q$  concurrent transmissions, denoted as  $p_{m-q}$ , can be shown to be  $p_{m-q} = \frac{e^{-1/\rho}}{2^{m-q-1}}$ .

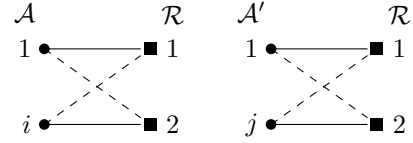


Fig. 8. Example of  $\mathcal{A} = \{1, i\}$  and  $\mathcal{A}' = \{1, j\}, i \neq j$ . We can upper-bound the SINR of source  $j$  in  $\mathcal{A}'$  as  $\frac{\gamma_{j,2}}{1/\rho + \gamma_{1,2}} \leq \frac{\gamma_{j,2}}{1/\rho}$ , which now is independent of the SINRs of source nodes in  $\mathcal{A}$ .

Now, we proceed with  $\Delta$ . In particular, we have

$$\begin{aligned} \Delta &= \sum_{\mathcal{A} \in \Omega'} \sum_{\substack{\mathcal{A}' \in \Omega' \\ \mathcal{A} \cap \mathcal{A}' \neq \emptyset}} \mathbb{E}[I_{\mathcal{A}}I_{\mathcal{A}'}] \\ &= \sum_{q=1}^m \sum_{\mathcal{A} \in \Omega'} \sum_{\substack{\mathcal{A}' \in \Omega' \\ |\mathcal{A} \cap \mathcal{A}'|=q}} \mathbb{E}\left[I_{\mathcal{A}}I_{\mathcal{A}'} \Big|_{|\mathcal{A} \cap \mathcal{A}'|=q}^{\mathcal{A} \in \Omega', \mathcal{A}' \in \Omega'}\right] \\ &= \sum_{q=1}^m \binom{n}{m}^m \binom{m}{q} \left(\frac{n}{m} - 1\right)^{m-q} (p_m)^m (p_{m-q})^{m-q}. \end{aligned}$$

In order to apply Lemma 4, we check  $\frac{\Delta}{\mu^2}$ :

$$\frac{\Delta}{\mu^2} = \sum_{q=1}^m \frac{\binom{m}{q} \left(\frac{n}{m} - 1\right)^{m-q} (p_{m-q})^{m-q}}{\left(\frac{n}{m}\right)^m (p_m)^m} = \sum_{q=1}^m a_q,$$

where  $a_q = \frac{\binom{m}{q} \left(\frac{n}{m} - 1\right)^{m-q} (p_{m-q})^{m-q}}{\left(\frac{n}{m}\right)^m (p_m)^m}$ . Now on defining  $b_q =$

$$\begin{aligned} \mathbb{E}\left[I_{\mathcal{A}}I_{\mathcal{A}'} \Big|_{|\mathcal{A} \cap \mathcal{A}'|=q}^{\mathcal{A} \in \Omega', \mathcal{A}' \in \Omega'}\right] &= \mathbb{E}\left[\prod_{k \in \mathcal{A}} \mathbf{1}\left(\frac{\gamma_{k,R(k)}}{\sigma^2/P + \sum_{\substack{t \in \mathcal{A} \\ t \neq k}} \gamma_{t,R(k)}} \geq 1\right) \prod_{\ell \in \mathcal{A}'} \mathbf{1}\left(\frac{\gamma_{\ell,R(\ell)}}{\sigma^2/P + \sum_{\substack{t \in \mathcal{A}' \\ t \neq \ell}} \gamma_{t,R(\ell)}} \geq 1\right)\right] \\ &\leq \mathbb{E}\left[\prod_{k \in \mathcal{A}} \mathbf{1}\left(\frac{\gamma_{k,R(k)}}{\sigma^2/P + \sum_{\substack{t \in \mathcal{A} \\ t \neq k}} \gamma_{t,R(k)}} \geq 1\right) \prod_{\ell \in \mathcal{A}' \setminus \mathcal{A}} \mathbf{1}\left(\frac{\gamma_{\ell,R(\ell)}}{\sigma^2/P + \sum_{\substack{t \in \mathcal{A}' \\ t \neq \ell}} \gamma_{t,R(\ell)}} \geq 1\right)\right] \end{aligned} \quad (34)$$

$$\leq \mathbb{E}\left[\prod_{k \in \mathcal{A}} \mathbf{1}\left(\frac{\gamma_{k,R(k)}}{\sigma^2/P + \sum_{\substack{t \in \mathcal{A} \\ t \neq k}} \gamma_{t,R(k)}} \geq 1\right) \prod_{\ell \in \mathcal{A}' \setminus \mathcal{A}} \mathbf{1}\left(\frac{\gamma_{\ell,R(\ell)}}{\sigma^2/P + \sum_{\substack{t \in \mathcal{A}' \setminus \mathcal{A} \\ t \neq \ell}} \gamma_{t,R(\ell)}} \geq 1\right)\right] \quad (35)$$

$$\begin{aligned} &= \mathbb{E}\left[\prod_{k \in \mathcal{A}} \mathbf{1}\left(\frac{\gamma_{k,R(k)}}{\sigma^2/P + \sum_{\substack{t \in \mathcal{A} \\ t \neq k}} \gamma_{t,R(k)}} \geq 1\right)\right] \mathbb{E}\left[\prod_{\ell \in \mathcal{A}' \setminus \mathcal{A}} \mathbf{1}\left(\frac{\gamma_{\ell,R(\ell)}}{\sigma^2/P + \sum_{\substack{t \in \mathcal{A}' \setminus \mathcal{A} \\ t \neq \ell}} \gamma_{t,R(\ell)}} \geq 1\right)\right] \\ &= (p_m)^m (p_{m-q})^{m-q} \end{aligned} \quad (36)$$

$a_{q+1}/a_q$ , we have that  $b_q = \frac{(m-q)e^{1/\rho}}{\binom{n}{m-1}(q+1)} 2^{2(m-q-1)}$  decreases with  $q$ ,  $b_q \leq b_1$ . Therefore,  $a_q \leq b_1^{q-1} a_1$ .

On setting  $m = (1 - \epsilon) \frac{\log n}{2 \log 2} + 2$  for any  $\epsilon \in (0, 1)$ , we have

$$\begin{aligned} b_1 &= \frac{(m-1)e^{1/\rho}}{2\left(\frac{n}{m}-1\right)} 2^{2(m-2)} \\ &= e^{\log(m-1) - \log\left(\frac{n}{m}-1\right) + 2(m-2)\log 2 + 1/\rho - \log 2} \\ &= e^{-\epsilon \log n + o(\log n)} \\ &= O\left(\frac{1}{n^\epsilon}\right). \end{aligned}$$

Furthermore, with  $m = (1 - \epsilon) \frac{\log n}{2 \log 2} + 2$ , we have

$$\begin{aligned} \frac{\Delta}{\mu^2} &= \sum_{q=1}^m a_q \leq a_1 \sum_{q=1}^m b_1^{q-1} \leq \frac{a_1}{1-b_1} \\ &= \frac{\binom{m}{1} \left(\frac{n}{m}-1\right)^{m-1} (p_{m-1})^{m-1}}{\left(\frac{n}{m}\right)^m (p_m)^m} \frac{1}{1-b_1} \\ &< \frac{m^2 (p_{m-1})^{m-1}}{n (p_m)^m} \frac{1}{1-b_1} \\ &= \frac{m^2 e^{1/\rho} 2^{2(m-1)}}{n (1-b_1)} \\ &= e^{2 \log m - \log n + 2(m-1) \log 2 - \log(1-b_1) + 1/\rho} \\ &= e^{-\epsilon \log n + o(\log n)} \\ &= O\left(\frac{1}{n^\epsilon}\right). \end{aligned}$$

Finally, Lemma 4 yields

$$\Pr[X(m) = 0] < e^{-n^\epsilon}. \quad (37)$$

In words, (37) tells us that when  $m = (1 - \epsilon) \frac{\log n}{2 \log 2} + 2$  for any  $\epsilon \in (0, 1)$ , the probability of not finding a set of  $m$  nodes for concurrent successful transmissions decreases to zero as  $n$  increases. In other words, the probability of finding  $m$  concurrent successful transmissions with  $m = (1 - \epsilon) \frac{\log n}{2 \log 2} + 2$  approaches 1. Again, since the transmission rate is fixed at 1 bit/s/Hz, it is equivalent to concluding that, with probability approaching one,  $m = (1 - \epsilon) \frac{\log n}{2 \log 2} + 2$  bits/s/Hz throughput is achievable by the genie-aided scheme.

This achievability result, together with the upper bound (30), completes the proof of the theorem.  $\square$

#### ACKNOWLEDGMENT

The authors wish to thank Dr. Raul Etkin for helpful discussions on the proof of Theorem 2, and for pointing out (35) in particular. The authors would also like to thank the Associate Editor Sennur Ulukus and the anonymous reviewers for their thoughtful comments and valuable suggestions which helped us improve the initial submitted version of this manuscript.

#### REFERENCES

[1] R. Gowaikar, B. M. Hochwald, and B. Hassibi, "Communication over a wireless network with random connections," *IEEE Trans. Inf. Theory*, vol. 52, no. 7, pp. 2857–2871, Jul. 2006.  
 [2] P. Gupta and P. R. Kumar, "The capacity of wireless networks," *IEEE Trans. Inf. Theory*, vol. 46, no. 2, pp. 388–404, Mar. 2000.

[3] A. F. Dana and B. Hassibi, "On the power efficiency of sensory and ad hoc wireless networks," *IEEE Trans. Inf. Theory*, vol. 52, no. 7, pp. 2890–2914, Jul. 2006.  
 [4] V. I. Morgenshtern and H. Bölcskei, "Crystallization in large wireless networks," *IEEE Trans. Inf. Theory*, vol. 53, no. 10, pp. 3319–3349, Oct. 2007.  
 [5] A. Özgür, O. Lévêque, and D. N. C. Tse, "Hierarchical cooperation achieves optimal capacity scaling in ad hoc networks," *IEEE Trans. Inf. Theory*, vol. 53, no. 10, pp. 3549–3572, Oct. 2007.  
 [6] R. Knopp and P. Humblet, "Information capacity and power control in single cell multiuser communications," in *Proc. IEEE Int. Conf. Communications*, vol. 1, Seattle, WA, Jun. 1995, pp. 331–335.  
 [7] D. N. C. Tse, "Optimal power allocation over parallel Gaussian broadcast channels," in *Proc. IEEE Int. Symp. Information Theory*, Ulm, Germany, Jun. 1997, p. 27.  
 [8] P. Viswanath, D. N. C. Tse, and R. Laroia, "Opportunistic beamforming using dumb antennas," *IEEE Trans. Inf. Theory*, vol. 48, no. 6, pp. 1277–1294, Jun. 2002.  
 [9] P. Bender, B. Black, M. Grob, R. Padovani, N. Sindhushayana, and A. Viterbi, "CDMA/HDR: A bandwidth-efficient high-speed wireless data service for nomadic users," *IEEE Commun. Mag.*, vol. 38, pp. 70–78, Jul. 2000.  
 [10] A. Bletsas, A. Khisti, D. P. Reed, and A. Lippman, "A simple cooperative diversity method based on network path selection," *IEEE J. Sel. Areas Commun.*, vol. 24, no. 3, pp. 659–672, Mar. 2006.  
 [11] L. Zheng and D. N. C. Tse, "Diversity and multiplexing: a fundamental tradeoff in multiple-antenna channels," *IEEE Trans. Inf. Theory*, vol. 49, no. 5, pp. 1073–1096, May 2003.  
 [12] M. Grossglauser and D. N. C. Tse, "Mobility increases the capacity of ad hoc wireless networks," *IEEE/ACM Trans. Netw.*, vol. 10, no. 4, pp. 477–486, Aug. 2002.  
 [13] V. R. Cadambe and S. A. Jafar, "Interference alignment and degrees of freedom of the  $K$ -user interference channel," *IEEE Trans. Inf. Theory*, vol. 54, no. 8, pp. 3425–3441, Aug. 2008.  
 [14] M. Sharif and B. Hassibi, "On the capacity of MIMO broadcast channels with partial side information," *IEEE Trans. Inf. Theory*, vol. 51, no. 2, pp. 506–522, Feb. 2005.  
 [15] J. G. Proakis, *Digital Communications*, 4th ed. New York: McGraw-Hill, 2000.  
 [16] D. N. C. Tse and P. Viswanath, *Fundamentals of Wireless Communication*. Cambridge, U.K.: Cambridge Univ. Press, 2005.  
 [17] H. Weingarten, Y. Steinberg, and S. Shamai (Shitz), "The capacity region of the Gaussian multiple-input multiple-output broadcast channel," *IEEE Trans. Inf. Theory*, vol. 52, no. 9, pp. 3936–3964, Sep. 2006.  
 [18] N. Jindal, S. Vishwanath, and A. Goldsmith, "On the duality of Gaussian multiple-access and broadcast channels," *IEEE Trans. Inf. Theory*, vol. 50, no. 5, pp. 768–783, May 2004.  
 [19] S. Cui and A. M. Haimovich, "Multiuser diversity in wireless ad hoc networks," in *Proc. IEEE Global Communications Conf.*, New Orleans, LA, Nov.-Dec. 2008.  
 [20] A. Zemplianov and G. de Veciana, "Capacity of ad hoc wireless networks with infrastructure support," *IEEE J. Sel. Areas Commun.*, vol. 23, no. 3, pp. 657–667, Mar. 2005.  
 [21] M. K. Varanasi and T. Guess, "Optimum decision feedback multiuser equalization and successive decoding achieves the total capacity of the Gaussian multiple-access channel," in *Proc. of Asilomar Conf. on Signals, Systems, and Computers*, Pacific Grove, CA, Nov. 1997, pp. 1405–1409.  
 [22] Í. E. Telatar, "Capacity of multi-antenna Gaussian channels," *Europ. Trans. Telecommun.*, vol. 10, pp. 585–595, Nov. 1999.  
 [23] G. J. Foschini, "Layered space-time architecture for wireless communication in a fading environment when using multi-element antennas," *Bell Labs. Tech. J.*, vol. 1, no. 2, pp. 41–59, 1996.  
 [24] S. Cui, A. M. Haimovich, O. Somekh, H. V. Poor, and S. Shamai (Shitz), "Throughput scaling of wireless networks with random connections," *IEEE Trans. Inf. Theory*, Sep. 2008, submitted for publication. [Online]. Available: <http://arxiv.org/pdf/0809.4019>  
 [25] N. Alon and J. H. Spencer, *The Probabilistic Method*, 2nd ed. New York: Wiley, 2000.  
 [26] R. Etkin, "Spectrum sharing: Fundamental limits, scaling laws, and self-enforcing protocols," Ph.D. dissertation, Univ. California, Berkeley, Dec. 2006.