

Evidence for radial flow of thermal dileptons in high-energy nuclear collisions

R. Arnaldi,¹ K. Banic,^{2,3} J. Castor,⁴ B. Chaurand,⁵ C. Cicalò,⁶ A. Colla,¹ P. Cortese,¹ S. Damjanovic,^{2,3} A. David,^{2,7} A. de Falco,⁶ A. Devaux,⁴ L. Ducroux,⁸ H. En'yo,⁹ J. Fargeix,⁴ A. Ferretti,¹ M. Floris,⁶ A. Förster,² P. Force,⁴ N. Guettet,^{2,4} A. Guichard,⁸ H. Gulkanian,¹⁰ J. M. Heuser,⁹ M. Keil,^{2,7} L. Kluberg,^{2,5} C. Lourenço,² J. Lozano,⁷ F. Manso,⁴ P. Martins,^{2,7} A. Masoni,⁶ A. Neves,⁷ H. Ohnishi,⁹ C. Oppedisano,¹ P. Parracho,² P. Pillot,⁸ T. Poghosyan,¹⁰ G. Puddu,⁶ E. Radermacher,² P. Ramalhete,² P. Rosinsky,² E. Scomparin,¹ J. Seixas,⁷ S. Serci,⁶ R. Shahoyan,^{2,7} P. Sonderegger,⁷ H. J. Specht,³ R. Tieulent,⁸ G. Usai,⁶ R. Veenhof,² and H. K. Wöhri^{6,7}

(NA60 Collaboration)

¹*Università di Torino and INFN, Italy*

²*CERN, 1211 Geneva 23, Switzerland*

³*Physikalisches Institut der Universität Heidelberg, Germany*

⁴*LPC, Université Blaise Pascal and CNRS-IN2P3, Clermont-Ferrand, France*

⁵*LLR, Ecole Polytechnique and CNRS-IN2P3, Palaiseau, France*

⁶*Università di Cagliari and INFN, Cagliari, Italy*

⁷*Instituto Superior Técnico, Lisbon, Portugal*

⁸*IPN-Lyon, Université Claude Bernard Lyon-I and CNRS-IN2P3, Lyon, France*

⁹*RIKEN, Wako, Saitama, Japan*

¹⁰*YerPhI, Yerevan Physics Institute, Yerevan, Armenia*

(Dated: November 18, 2018)

The NA60 experiment at the CERN SPS has studied low-mass dimuon production in 158 AGeV In-In collisions. An excess of pairs above the known meson decays has been reported before. We now present precision results on the associated transverse momentum spectra. The slope parameter T_{eff} extracted from the spectra rises with dimuon mass up to the ρ , followed by a sudden decline above. While the initial rise is consistent with the expectations for radial flow of a hadronic decay source, the decline signals a transition to an emission source with much smaller flow. This may well represent the first direct evidence for thermal radiation of partonic origin in nuclear collisions.

Among the observables used for the diagnostics of the hot and dense fireball formed in high-energy nuclear collisions, lepton pairs are particularly attractive. In contrast to hadrons, they directly probe the entire space-time evolution of the fireball and freely escape, undisturbed by final-state interactions. In the invariant mass region ≤ 1 GeV, thermal dilepton production is largely mediated by the broad vector meson $\rho(770)$. Due to its strong coupling to the $\pi\pi$ channel and its short lifetime of only 1.3 fm/c, its in-medium properties like mass and width have long been considered as the prime signature for the restoration of chiral symmetry, associated with the QCD phase transition from hadronic to partonic matter [1, 2, 3]. In the mass region > 1 GeV, thermal dileptons may be produced in either the early partonic or the late hadronic phase of the fireball, based here on hadronic processes other than $\pi\pi$ annihilation.

In contrast to real photons, virtual photons decaying into lepton pairs can be characterized by two variables, mass M and transverse momentum p_T . Historically, the interest has largely focused on mass, including most recently the first measurement of the space-time averaged ρ spectral function in nuclear collisions [4]. Transverse momentum, on the other hand, contains not only contributions from the spectral function, but encodes the key properties of the expanding fireball, temperature and in particular transverse (radial) flow. In the description of hadron p_T spectra, the study of collective flow has con-

tributed decisively to the present understanding of the fireball dynamics in nuclear collisions [5, 6]. However, while hadrons always receive the full asymptotic flow reached at the moment of decoupling from the flowing medium, lepton pairs are continuously emitted during the evolution, sensing small flow and high temperature at early times, and increasingly larger flow and smaller temperatures at later times. The resulting space-time folding over the temperature-flow history can be turned into a diagnostic tool: the measurement of p_T spectra of lepton pairs potentially offers access to their emission region and may thereby differentiate between a hadronic and a partonic nature of the emitting source [7].

Experimentally, dilepton p_T spectra associated with direct radiation in the mass region ≤ 1 GeV were previously only investigated by the CERES/NA45 experiment at the CERN SPS [8], but with low statistics. In this Letter, we present the first precise data on such spectra, obtained by the NA60 experiment at the CERN SPS for 158 AGeV In-In collisions. Mass spectra in different p_T windows [9], uncorrected for acceptance, and preliminary results on acceptance-corrected p_T spectra were presented before [10, 11].

Details of the NA60 apparatus are contained in [12, 13]. The different analysis steps follow the same sequence as described in our previous Letter [4], including the critical assessment of the combinatorial background from π and K decays by a mixed-event technique [14]. The

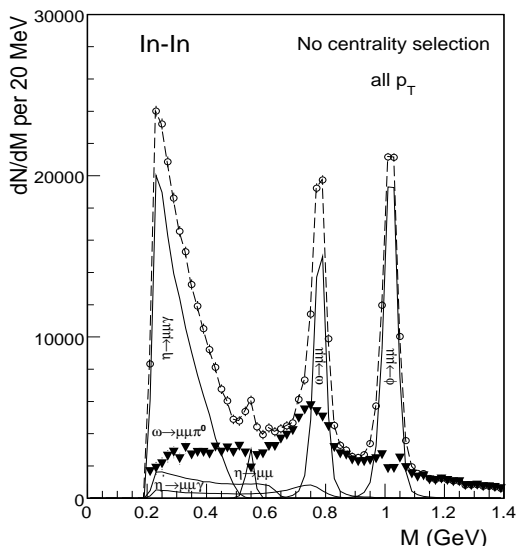


FIG. 1: Isolation of an excess above the electromagnetic decays of neutral mesons (see text). Total data (open circles), individual cocktail sources (solid), difference data (thick triangles), sum of cocktail sources and difference data (dashed). Open charm still contained.

centrality-integrated net mass spectrum of the final data sample used here is shown in Fig. 1. It contains about 430 000 dimuons in the mass range ≤ 1.4 GeV. The narrow vector mesons ω and ϕ are completely resolved; the mass resolution at the ω is 20 MeV. Fig. 1 also contains the expected contributions from the electromagnetic decays of neutral mesons, i.e. the 2-body decays of the η , ω and ϕ resonances and the Dalitz decays of the η , η' and ω . The peripheral data can be described by the sum of these “cocktail” contributions plus the ρ [4, 9]. This is not possible for the total data as plotted in Fig. 1, due to the existence of a strong excess of pairs. To isolate this excess with *a priori unknown characteristics* without any fits, the cocktail of the decay sources is subtracted from the data using *local* criteria which are solely based on the measured mass distribution itself. The ρ is not subtracted. The procedure is illustrated in Fig. 1. Each centrality window is treated separately. The space of p_T is subdivided in the range $0 \leq p_T \leq 2$ GeV into 10 bins of equal width, and each bin is also treated separately. The yields of the narrow vector mesons ω and ϕ are fixed so as to get, after subtraction, a *smooth* underlying continuum, leading to an accuracy of about 2% for the ϕ and 3-4% for the ω ; at very low p_T , even an error of 20% on the ω would still translate to an error of only 5% of the excess in the mass region $0.6 < M < 0.9$ GeV. The yield of the η relative to the ω and ϕ , relevant only for masses ≤ 0.4 GeV, is fixed from the data at $p_T > 1.0$ GeV, profiting from the very high sensitivity of the spectral shape of the Dalitz decay to any underlying admixture from other sources. The yield at lower p_T , subject to lower statistics due to acceptance, is determined using the NA60 hadron-decay generator GENESIS [15] tuned to the cock-

tail data. The estimated uncertainty on the η subtraction is $\sim 3\%$, transforming to a systematic error of $\sim 20\%$ on the excess in the mass region $0.2 < M < 0.4$ GeV. Having fixed the three main sources, the η two-body and ω Dalitz decays are then bound as well; the ratio η'/η is assumed to be 0.12 [15]. Open charm, measured to be 0.30 ± 0.06 of the total yield in the mass interval $1.2 < M < 1.4$ GeV by NA60 [16], is subtracted throughout (but not yet in Fig. 1), with the spectral shape in M and p_T as described by Pythia [16]; the resulting uncertainty of the excess is 8% in this region and $\leq 1\%$ everywhere else. After subtraction of the meson decays and charm, the remaining sample contains ~ 150 000 dimuons. The subtracted data for the η , ω and ϕ themselves are subject to the same further steps as the excess data and are used later for comparison.

In the last step, the data are corrected for the acceptance of the NA60 apparatus and for the centrality-dependent pair reconstruction efficiencies. The accep-

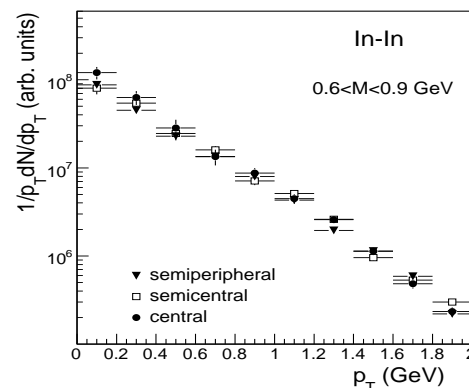


FIG. 2: Transverse momentum spectra of the rho-like mass region for three centrality windows, arbitrarily normalized. The errors are purely statistical, for systematic errors see text.

tance shows strong variations with mass and p_T [9, 10], but is understood on the level of $< 10\%$, mainly based on a detailed study of the peripheral data for the particle ratios η/ω and ϕ/ω [4, 9]. In principle, the acceptance correction requires a 3-dimensional grid in M - p_T - y space. To avoid large statistical errors in low-acceptance bins, the correction is performed in 2-dimensional M - p_T space (with 0.1 GeV bins in mass and 0.2 GeV bins in p_T), using the measured rapidity distribution of the excess as an input [10]. The latter is determined with an acceptance correction in y found, in an iterative way, from MC simulations matched to the data in M and p_T . Separately for each centrality window, an overlay MC method is used to include the effects of pair reconstruction efficiencies. The resulting values vary from mostly ≥ 0.9 down to about 0.7 at low mass and low transverse momentum for the highest centrality window. All sources are simulated with a uniform distribution in $\cos\theta_{CS}$, where θ_{CS} is the polar angle of the muons in the Collins-Soper frame, consistent with (yet unpublished) NA60 data for the ω , the ϕ

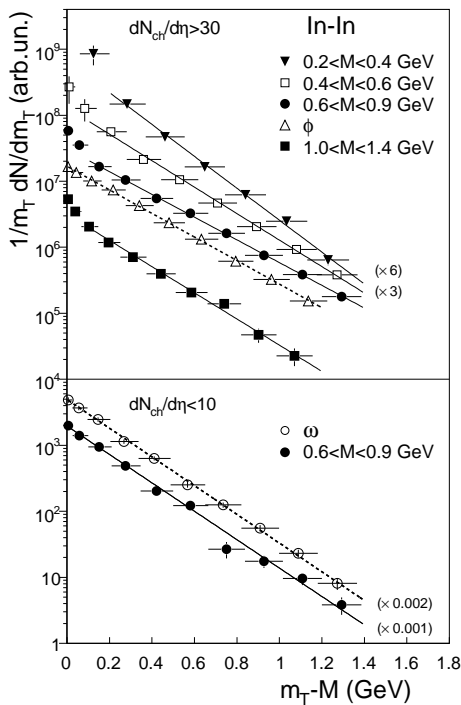


FIG. 3: Upper: Transverse mass spectra of the excess for four mass windows summed over centralities (excluding the peripheral bin), in comparison to the ϕ . Lower: Transverse mass spectrum of the rho-like mass region (without ω) for very peripheral events, in comparison to the ω . The errors are purely statistical, for systematic errors see text.

and the excess.

Results on acceptance-corrected p_T -spectra for the mass window $0.6 \leq M \leq 0.9$ GeV and the three upper centralities are shown in Fig. 2; equivalent data for other mass windows are contained in [10]. Systematic errors, not contained in Fig. 2, mainly arise from the uncertainties of the combinatorial-background and fake-matches subtraction and range from 10% to 30% for semiperipheral up to central collisions at low p_T , decreasing rapidly to a level of only a few % at higher p_T . All other uncertainties are discussed below, in connection with Fig. 4. The data of the three centrality windows agree within their errors; this also holds for the other mass windows [10].

Fig. 3 (upper) displays the centrality-integrated data vs. transverse mass m_T , where $m_T = (p_T^2 + M^2)^{1/2}$, for four mass windows; the ϕ is included for comparison. The systematic errors due to the background subtraction are, at low m_T , 30%, 25%, 15% and 15% in the four windows, respectively, falling again rapidly to a level of a few % at high m_T ; for the ϕ , they are smaller by a factor of 5. At very low m_T , a steepening is observed in all four mass windows, reminiscent of pion spectra and opposite to the expectation for radial flow at masses above the pion mass. This increased rise cannot be due to unsubtracted background which increases by a factor of 3 vs. centrality, while the data are independent of it (see

above). It cannot be due to ill-understood acceptance either, since the ϕ , placed just between the two upper mass windows, does not show it. While some rise still persists in the peripheral bin, it finally disappears for very peripheral collisions with $4 < dN_{ch}/d\eta < 10$ as shown in Fig. 3 (lower); the ω does not show it either. The lines in Fig. 3 are fits with the function $1/m_T dN/dm_T \propto \exp(-m_T/T_{\text{eff}})$, where the effective temperature parameter T_{eff} characterizes the slope of the distributions. For the excess data in Fig. 3 (upper), the fits are restricted to the range $0.4 < p_T < 1.8$ GeV (roughly $0.1 < (m_T - M) < 1.2$ GeV), to exclude the increased rise at low m_T ; for all other spectra, the fits start at zero.

The extracted values of T_{eff} vs. pair mass are summarized in Fig. 4 (open squares), supplemented by a set of further fit values from narrow slices in M (closed triangles). Preliminary NA60 data from an independent analysis [16] of the intermediate mass region (“IMR”) $1.16 < M < 2.56$ GeV, corrected for the contribution from Drell-Yan pairs, are shown for comparison. Finally, the hadron data obtained as a by-product of the cocktail subtraction procedure are also included; the value for the η has been obtained by tuning the GENESIS code [15] to the η Dalitz decay and then referring back to the required T_{eff} of the mother. The errors shown for the low-mass data (“LMR”) are purely statistical. Systematic errors only enter to the extent that the slopes of the p_T spectra are affected, not their absolute level. The errors due to the background subtraction are about the same as the statistical errors of the fine-bin data (~ 7 MeV). The errors associated with the subtraction of the decay sources, though significant for the yields (see above), lead to errors of only 1-4 MeV for T_{eff} (dependent on the source), due to both the mostly local nature of the subtraction and the closeness of T_{eff} for dimuons and hadrons (see Fig. 4). All other error sources considered - relative acceptance, the sensitivity to the input y -distribution, cuts vs. no cuts in y (none are used), cuts vs. no cuts in $\cos\theta_{CS}$ (none are used) - also lead to differences considerably smaller than the statistical errors. A correction for Drell-Yan, using an extrapolation down to $M < 1$ GeV [17], would systematically lower the values by 5-10 MeV, depending on mass.

The results displayed in Fig. 4 can be summarized and interpreted as follows. The slope parameter T_{eff} rises nearly linearly with mass up to about 270 MeV at the pole position of the ρ , followed by a sudden decline to values of 190-200 MeV for masses > 1 GeV. The excess yield in the mass region $0.2 < M < 0.9$ GeV has generally been attributed to thermal radiation from the fireball, dominated by pion annihilation $\pi^+\pi^- \rightarrow \rho \rightarrow \mu^+\mu^-$, and the NA60 data, before acceptance correction, have directly been interpreted as the space-time averaged in-medium spectral function of the ρ [4]. Following earlier work [3], they are now nearly quantitatively described by the newest theoretical developments [17, 18, 19]. The

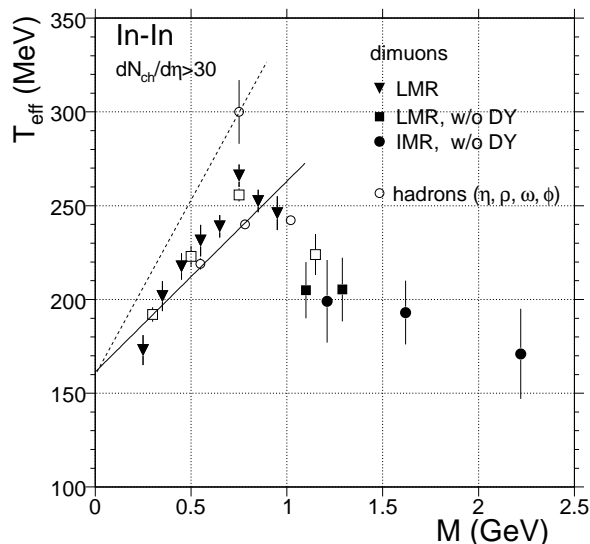


FIG. 4: Inverse slope parameter T_{eff} vs. dimuon mass M for $dN_{ch}/d\eta > 30$. The open squares correspond to the fit lines in Fig. 3. Open charm is subtracted throughout. For explanation of the inserted symbols and the errors see text.

linear rise of T_{eff} with M over the whole region up to the ρ peak is reminiscent of radial flow of a hadronic source. While the hadron data show a similar linear rise, their absolute values are surprisingly close to the excess values, contrary to the expectation for the temperature-flow folding expressed in the introduction. The seeming contradiction can be resolved by comparing the (free) ρ itself rather than the other hadrons with the in-medium emission. This ρ is accessible as the peak on the broad continuum (Fig. 1), generally interpreted as the freeze-out ρ without in-medium effects [17, 18, 19]. By disentangling the peak from the continuum as done before [9, 10], we find $T_{\text{eff}} = 300 \pm 17$ MeV for the peak and 231 ± 7 for the underlying continuum in the window $0.6 < M < 0.9$ MeV. The high value of the peak, added as a further hadron point into Fig. 4, should then be interpreted as characteristic for the true freeze-out parameters of the fireball, implying the η , ω and ϕ to freeze out earlier, due to their smaller coupling to the pions. By modeling a ρ with this temperature, its contribution can be subtracted from the total for each of the finer binned data points in Fig. 4, lowering T_{eff} by 4–20 MeV depending on the closeness to the pole, and shifting the maximum of the resulting “in-medium” values up to the mass bin just below 1 GeV. In any case, the large gap in T_{eff} between the vacuum ρ and the excess points (corrected or not for the subtraction) restores the expected difference between a freely emitted hadron and its in-medium decay part, making the observed linear rise of T_{eff} with M now consistent with the expectations for radial flow of a hadronic source (here $\pi\pi \rightarrow \rho$) decaying into lepton pairs. Theoretical modeling of our results is underway [17, 18, 19], but does not yet describe the data in a satisfactory way.

It is interesting to note that the large gap of >50

MeV in T_{eff} between the vacuum ρ and the ω (same mass) decreases towards the peripheral window, but only closes for the lowest peripheral “pp-like” selection $4 < dN_{ch}/d\eta < 10$ shown in Fig. 3 (lower), with $T_{\text{eff}} = 198 \pm 6$ MeV for the ρ and 201 ± 4 MeV for the ω . This implies that both the “hot ρ ” and the low- m_T rise discussed before are intimately connected to pions, disappearing together as the $\pi\pi$ contribution to ρ production vanishes (with only the cocktail ρ left).

The sudden decline of T_{eff} at masses >1 GeV is the other most remarkable feature of the present data. Extrapolating the lower-mass trend to beyond 1 GeV, a jump by about 50 MeV down to a low-flow situation is extremely hard to reconcile with emission sources which continue to be of dominantly hadronic origin in this region. If the rise is due to flow, the sudden loss of flow is most naturally explained as a transition to a qualitatively different source, implying dominantly early, i.e. partonic processes like $q\bar{q} \rightarrow \mu^+\mu^-$ for which flow has not yet built up [18]. While still controversial [17], this may well represent the first direct evidence for thermal radiation of partonic origin, breaking parton-hadron duality for the *yield* description in the mass domain.

In conclusion, we have found strong evidence for radial flow in the region of thermal dilepton emission which has previously been associated with the ρ spectral function. The transition to a low-flow region above may signal a transition from a hadronic to a partonic source.

We are grateful to H. van Hees, R. Rapp, T. Renk and J. Ruppert for useful discussions. We acknowledge support from the BMBF (Heidelberg group) as well as the C. Gulbenkian Foundation, Lisbon, and the Swiss Fund Kidagan (YerPHI group).

-
- [1] R. D. Pisarski, Phys. Lett. **110B**, 155 (1982).
 - [2] G. E. Brown and M. Rho, Phys. Rept. **363**, 85 (2002).
 - [3] R. Rapp and J. Wambach, Adv. Nucl. Phys. **25**, 1 (2000).
 - [4] R. Arnaldi *et al.*, Phys. Rev. Lett. **96**, 162302 (2006).
 - [5] E. Schnedermann, J. Sollfrank and U. W. Heinz, Phys. Rev. C **48**, 2462 (1993).
 - [6] U. W. Heinz, hep-ph/0407360.
 - [7] K. Kajantie, M. Kataja, L. D. McLerran and P. V. Ruuskanen, Phys. Rev. D **34** (1986) 811.; M. Asakawa, C. M. Ko and P. Levai, Phys. Rev. Lett. **70** (1993) 398; T. Renk, private communication (2007).
 - [8] G. Agakichiev *et al.*, Eur. Phys. J. **C41**, 475 (2005).
 - [9] S. Damjanovic *et al.*, Eur. Phys. J. C **49**, 235 (2007).
 - [10] S. Damjanovic *et al.*, Nucl. Phys. A **783**, 327 (2007).
 - [11] G. Usai *et al.* and J. Seixas *et al.* J. Phys. G **34** (2007) S233 and S1023.
 - [12] K. Banicz *et al.*, Nucl. Instrum. Meth. A **546**, 51 (2005).
 - [13] G. Usai *et al.*, Eur. Phys. J. **C43**, 415 (2005).
 - [14] R. Shahoyan *et al.*, Eur. Phys. J. **C43** (2005) 209.
 - [15] S. Damjanovic, A. De Falco and H. Wöhri, NA60 Internal Note 2005-1.
 - [16] R. Shahoyan *et al.*, J. Phys. G **34** (2007) S1029.
 - [17] H. van Hees and R. Rapp, Phys. Rev. Lett. **97**, 102301

- (2006), R. Rapp, J. Phys. G **34** (2007) S405, H. van Hees and R. Rapp, J. Phys. G **34** (2007) S1051.
- [18] J. Ruppert and T. Renk, hep-ph/0612113; J. Phys. G **34** (2007) S1047; J. Ruppert, C. Gale, T. Renk, P. Lichard and J. I. Kapusta, hep-ph/0706.1934.
- [19] K. Dusling, D. Teaney and I. Zahed, Phys. Rev. C **75** (2007) 024908; K. Dusling and I. Zahed, hep-ph/0701253.