

Vacuum polarization and plasma oscillations

R. Ruffini , G.V. Vereshchagin, S.-S. Xue

*ICRANet, P.le della Repubblica 10, 65100 Pescara, Italy,
ICRA and University of Rome "Sapienza", Physics Department,
P.le A. Moro 5, 00185 Rome, Italy.*

Abstract

We evidence the existence of plasma oscillations of electrons-positron pairs created by the vacuum polarization in an uniform electric field with $E \lesssim E_c$. Our general treatment, encompassing also the traditional, well studied case of $E > E_c$, shows the existence in both cases of a maximum Lorentz factor acquired by electrons and positrons and allows determination of the a maximal length of oscillation. We quantitatively estimate how plasma oscillations reduce the rate of pair creation and increase the time scale of the pair production. These results are particularly relevant in view of the experimental progress in approaching the field strengths $E \lesssim E_c$.

Key words: vacuum polarization, plasma oscillations

PACS: 25.75.Dw; 52.27.Ep

The plasma oscillation phenomenon of the electron-positron pairs created by vacuum polarization for $E > E_c \equiv m^2 c^3 / (e\hbar)$ (\hbar is the Planck's constant, c is the speed of light, m and e are the electron mass and the absolute value of electron charge respectively) represents one of the most popular topics in relativistic field theory today. In particular the Vlasov-Boltzmann equation has been used within QCD in [1],[2], and with the semiclassical field equations in [3] within QED. This approach was shown in [3] to be in excellent agreement with quantum field theory calculations [4]. Applications of these studies range from heavy ion collisions [5]-[7] to lasers [8].

We have introduced collisional terms in the Vlasov-Boltzmann equation for such a system in [9]. Our results have been considered of interest in the studies of pair production in free electron lasers [10],[11], in optical lasers [12], of millicharged fermions in extensions of the standard model of particle physics [13], electromagnetic wave propagation in a plasma [14], as well in astrophysics [15].

Email address: Ruffini@icra.it (R. Ruffini).

In this Letter we explore the case of undercritical electric field which has not yet been studied in the literature. It is usually expected that for $E < E_c$ back reaction of the created electrons and positrons on the external electric field can be neglected and electrons and positrons would move as test particles along electric lines of force. Here we show that this is not the case in a uniform unbounded field. This work is urgent since the first observation of oscillations effects should be first detectable in experiments for the regime $E < E_c$, in view of the rapid developments in experimental techniques, see e.g. [16],[17].

We introduce an approach based on continuity, energy-momentum conservation and Maxwell equations in order to account for the back reaction of the created pairs. By this treatment we can analyse the new case of undercritical field, $E < E_c$, and recover the old results for overcritical field, $E > E_c$. In particular, we are focusing on the range $0.15E_c < E < 10E_c$.

It is generally assumed that electrons and positrons are created at rest in pairs, due to vacuum polarization in uniform electric field with strength E [18]-[23], with the average rate per unit volume and per unit time¹

$$S \equiv \frac{dN}{dVdt} = \frac{m^4}{4\pi^3} \left(\frac{E}{E_c}\right)^2 \exp\left(-\pi\frac{E_c}{E}\right). \quad (1)$$

This formula is derived for uniform constant in time electric field. However, it still can be used for slowly time-varying electric field provided the inverse adiabaticity parameter [22]-[25] is much larger than one,

$$\eta = \frac{m}{\omega} \frac{E_{peak}}{E_c} = \tilde{T} \tilde{E}_{peak} \gg 1, \quad (2)$$

where ω is the frequency of oscillations, $\tilde{T} = m/\omega$ is dimensionless period of oscillations. Equation (2) implies that time variation of the electric field is much slower than the rate of pair production. In two specific cases considered in this paper, $E = 10E_c$ and $E = 0.15E_c$ we find for the first oscillation $\eta = 334$ and $\eta = 3.1 \times 10^6$ respectively. This demonstrates applicability of the formula (1) in our case.

From the continuity, energy-momentum conservation and Maxwell equations

¹ We use in the following the system of units where $\hbar = c = 1$, $e = \sqrt{\alpha} \approx \sqrt{1/137}$, α being the fine structure constant.

written for electrons, positrons and electromagnetic field we have

$$\frac{\partial (\bar{n}U^\mu)}{\partial x^\mu} = S, \quad (3)$$

$$\frac{\partial T^{\mu\nu}}{\partial x^\nu} = -F^{\mu\nu} J_\nu, \quad (4)$$

$$\frac{\partial F^{\mu\nu}}{\partial x^\nu} = -4\pi J^\mu, \quad (5)$$

where \bar{n} is the comoving number density of electrons, $T^{\mu\nu}$ is energy-momentum tensor of electrons and positrons

$$T^{\mu\nu} = m\bar{n} \left(U_{(+)}^\mu U_{(+)}^\nu + U_{(-)}^\mu U_{(-)}^\nu \right), \quad (6)$$

$F^{\mu\nu}$ is electromagnetic field tensor, J^μ is the total four-current density, U^μ is four velocity respectively of positrons and electrons

$$U_{(+)}^\mu = U^\mu = \gamma(1, v, 0, 0), \quad U_{(-)}^\mu = \gamma(1, -v, 0, 0), \quad (7)$$

v is the average velocity of electrons, $\gamma = (1 - v^2)^{-1/2}$ is relativistic Lorentz factor. Electrons and positrons move along the electric field lines in opposite directions.

We choose a coordinate frame where pairs are created at rest. Electric field in this frame is directed along x -axis and introduce coordinate number density $n = \bar{n}\gamma$. In spatially homogeneous case from (3) we have

$$\dot{n} = S. \quad (8)$$

With our definitions (6) from (4) and equation of motion for positrons and electrons

$$m \frac{\partial U_{(\pm)}^\mu}{\partial x^\nu} = \mp e F_\nu^\mu, \quad (9)$$

we find

$$\frac{\partial T^{\mu\nu}}{\partial x^\nu} = -e\bar{n} \left(U_{(+)}^\nu - U_{(-)}^\nu \right) F_\nu^\mu + mS \left(U_{(+)}^\mu + U_{(-)}^\mu \right) = -F_\nu^\mu J^\nu, \quad (10)$$

where the total current density is the sum of conducting J_{cond}^μ and polarization J_{pol}^μ currents [6] densities

$$J^\mu = J_{cond}^\mu + J_{pol}^\mu, \quad (11)$$

$$J_{cond}^\mu = e\bar{n} \left(U_{(+)}^\mu - U_{(-)}^\mu \right), \quad (12)$$

$$J_{pol}^\mu = \frac{2mS}{E} \gamma(0, 1, 0, 0). \quad (13)$$

Energy-momentum tensor in (4) and electromagnetic field tensor in (5) change for two reasons: 1) electrons and positrons acceleration in the electric field,

given by the term J_{cond}^μ , 2) particle creation, described by the term J_{pol}^μ . Equation (3) is satisfied separately for electrons and positrons.

Defining energy density of positrons

$$\rho = \frac{1}{2}T^{00} = mn\gamma, \quad (14)$$

we find from (4)

$$\dot{\rho} = envE + m\gamma S. \quad (15)$$

Due to homogeneity of the electric field and plasma, electrons and positrons have the same energy and absolute value of the momentum density p , but their momenta have opposite directions. Our definitions also imply for velocity and momentum densities of electrons and positrons

$$v = \frac{p}{\rho}, \quad (16)$$

and

$$\rho^2 = p^2 + m^2n^2, \quad (17)$$

which is just relativistic relation between the energy, momentum and mass densities of particles.

Gathering together the above equations we then have the following equations

$$\dot{n} = S, \quad (18)$$

$$\dot{\rho} = E \left(env + \frac{m\gamma S}{E} \right), \quad (19)$$

$$\dot{p} = enE + mv\gamma S, \quad (20)$$

$$\dot{E} = -8\pi \left(env + \frac{m\gamma S}{E} \right). \quad (21)$$

From (19) and (21) we obtain the energy conservation equation

$$\frac{E_0^2 - E^2}{8\pi} + 2\rho = 0, \quad (22)$$

where E_0 is the constant of integration, so the particle energy density vanishes for initial value of the electric field, E_0 .

These equations give also the maximum number of the pair density asymptotically attainable consistently with the above rate equation and energy conservation

$$n_0 = \frac{E_0^2}{8\pi m}. \quad (23)$$

For simplicity we introduce dimensionless variables $n = m^3\tilde{n}$, $\rho = m^4\tilde{\rho}$, $p = m^4\tilde{p}$, $E = E_c\tilde{E}$, and $t = m^{-1}\tilde{t}$. With these variables our system of equations

(18)-(21) takes the form

$$\begin{aligned}
\frac{d\tilde{n}}{d\tilde{t}} &= \tilde{S}, \\
\frac{d\tilde{\rho}}{d\tilde{t}} &= \tilde{n}\tilde{E}\tilde{v} + \tilde{\gamma}\tilde{S}, \\
\frac{d\tilde{p}}{d\tilde{t}} &= \tilde{n}\tilde{E} + \tilde{\gamma}\tilde{v}\tilde{S}, \\
\frac{d\tilde{E}}{d\tilde{t}} &= -8\pi\alpha \left(\tilde{n}\tilde{v} + \frac{\tilde{\gamma}\tilde{S}}{\tilde{E}} \right),
\end{aligned} \tag{24}$$

where $\tilde{S} = \frac{1}{4\pi^3}\tilde{E}^2 \exp\left(-\frac{\pi}{\tilde{E}}\right)$, $\tilde{v} = \frac{\tilde{p}}{\tilde{\rho}}$ and $\tilde{\gamma} = (1 - \tilde{v}^2)^{-1/2}$, $\alpha = e^2/(\hbar c)$ as before.

We solve numerically the system of equations (24) with the initial conditions $n(0) = \rho(0) = v(0) = 0$, and the electric field $E(0) = E_0$.

In fig. 1 we provide diagrams for electric field strength, number density, velocity and Lorentz gamma factor of electrons as functions of time, for initial values of the electric field $E_0 = 10E_c$ (left column) and $E_0 = 0.15E_c$ (right column). Slowly decaying plasma oscillations develop in both cases. We estimated the half-life of oscillations to be 10^3t_c for $E_0 = 10E_c$ and 10^5t_c for $E_0 = 0.8E_c$ respectively. The period of the first oscillation is $50t_c$ and 3×10^7t_c , the Lorentz factor of electrons and positrons in the first oscillation equals 75 and 3×10^5 respectively for $E_0 = 10E_c$ and $E_0 = 0.15E_c$. Therefore, in contrast to the case $E > E_c$, for $E < E_c$ plasma oscillations develop on a much longer timescale, electrons and positrons reach extremely relativistic velocities.

In fig. 2 the characteristic length of oscillations is shown together with the distance between the pairs at the moment of their creation. For constant electric field the formation length for the electron-positron pairs, or the quantum tunnelling length, is not simply $m/(eE)$, as expected from a semi-classical approximation, but [26],[27]

$$D^* = \frac{m}{eE} \left(\frac{E_c}{E} \right)^{1/2}. \tag{25}$$

Thus, given initial electric field strength we define two characteristic distances: D^* , the distance between created pairs, above which pair creation is possible, and the length of oscillations, $D = c\tau$, above which plasma oscillations occur in a uniform electric field. The length of oscillations is the maximal distance between two turning points in the motion of electrons and positrons (see fig. 2). From fig. 2 it is clear that $D \gg D^*$. In the oscillation phenomena the larger electric field is, the larger becomes the density of pairs and therefore the back reaction, or the screening effect, is stronger. Thus the period of oscillations

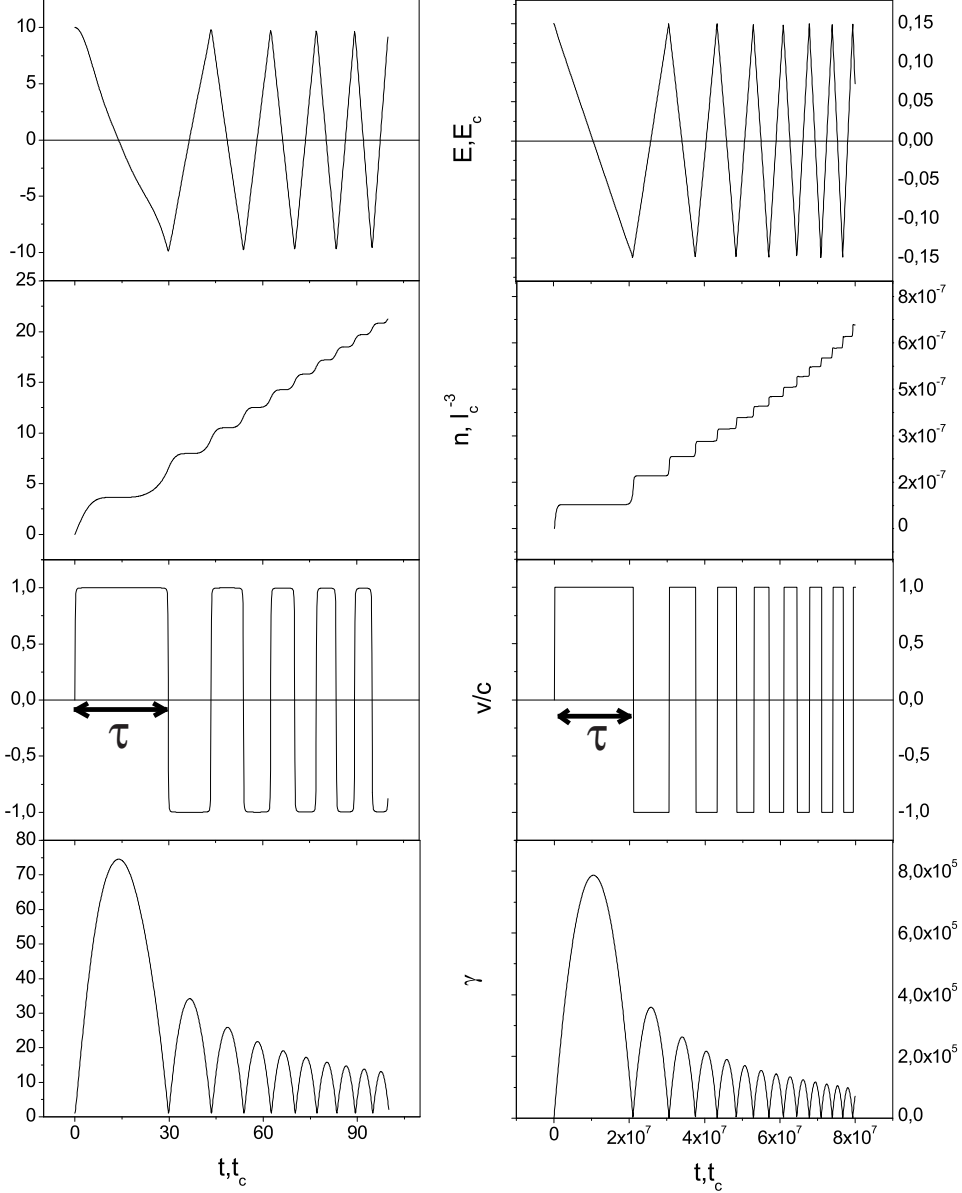


Fig. 1. Electric field strength, number density of electrons, their velocity and Lorentz gamma factor depending on time with $E_0 = 10E_c$ (left column) and $E_0 = 0.15E_c$ (right column). Electric field, number density and velocity of positron are measured respectively in terms of the critical field E_c , Compton volume $l_c^3 = (\frac{\hbar}{mc})^3$, and the speed of light c . We define the length of oscillation as $D = c\tau$, where τ is the time needed for the first half-oscillation, shown above.

becomes shorter. Note that the frequency of oscillation is not equal to the plasma frequency, so it cannot be used as the measure of the latter. Notice that for $E \ll E_c$ the length of oscillations becomes macroscopically large.

At fig. 3 maximum Lorentz gamma factor in the first oscillation is presented depending on initial value of the electric field. Since in the successive oscillations the maximal value of the Lorentz factor is monotonically decreasing

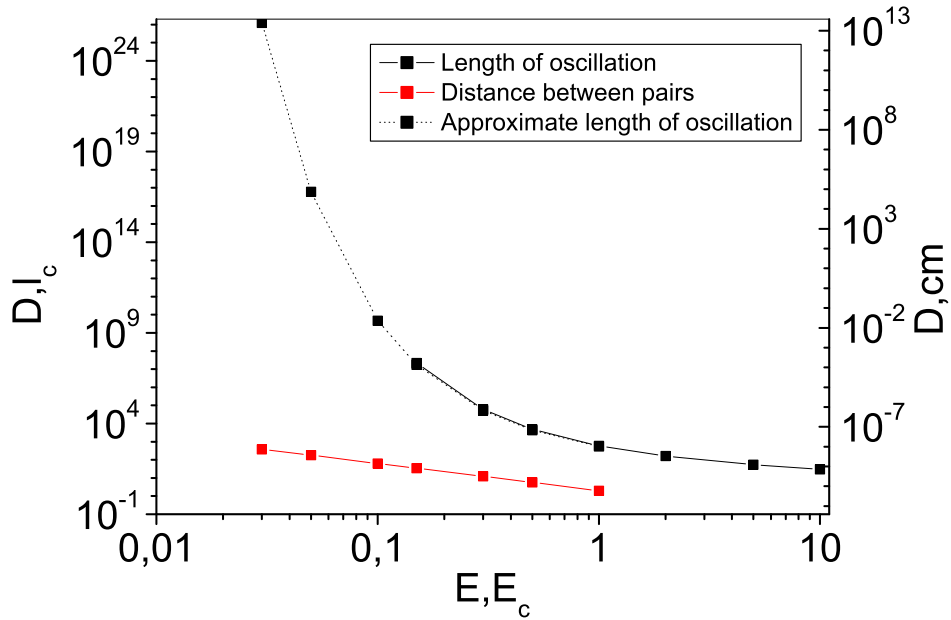


Fig. 2. Maximum length of oscillations (black curves) together with the distance between electron and positron in a pair (red curve) computed from (25), depending on initial value of electric field strength. The solid black curve is obtained from solutions of exact equations (24), while the dotted black curve corresponds to solutions of approximate equation (27).

(see fig. 1) we conclude that for every initial value of the electric field there exists a maximum Lorentz factor attainable by the electrons and positrons in the plasma. It is interesting to stress the dependence of the Lorentz factor on initial electric field strength. The kinetic energy contribution becomes overwhelming in the $E < E_c$ case. On the contrary, in the case $E > E_c$ the electromagnetic energy of the field goes mainly into the rest mass energy of the pairs.

This diagram clearly shows that never in this process the test particle approximation for the electrons and positrons motion in uniform electric field can be applied. Without considering back-reaction on the initial field, electrons and positrons moving in a uniform electric field would experience constant acceleration reaching $v \sim c$ for $E = E_c$ on the timescale t_c and keep that speed thereafter. Therefore, the back reaction effects in a uniform field are essential both in the case of $E > E_c$ and $E < E_c$.

We compare the average rate of pair creation for two cases: when the electric field value is constant in time (an external energy source keeps the field unchanged) and when it is self-regulated by equations (24). The result is represented in fig. 4. It is clear from fig. 4 that when the back reaction effects are

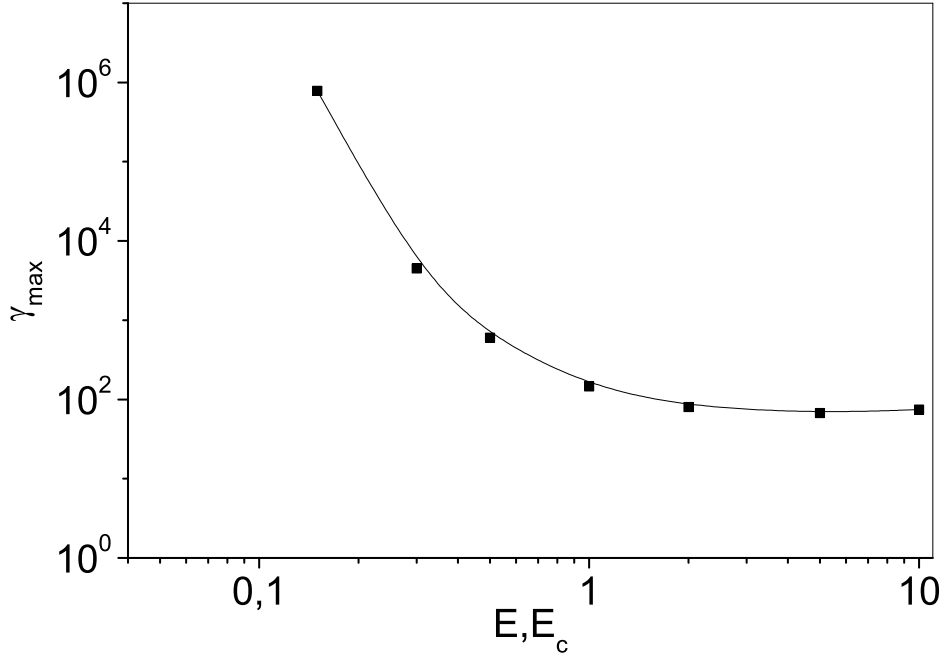


Fig. 3. Maximum Lorentz gamma factor γ reached at the first oscillation depending on initial value of the electric field strength.

taken into account, the effective rate of the pair production is smaller than the corresponding rate (1) in a uniform field E_0 . At the same time, discharge of the field takes much longer time. To quantify this effect we compute the efficiency of the pair production defined as $\epsilon = n(t_S)/n_0$ where t_S is the time when pair creation with the constant rate $S(E_0)$ would stop, and n_0 is defined above, see (23). For $E_0 = E_c$ we find $\epsilon = 14\%$, while for $E_0 = 0.3E_c$ we have $\epsilon = 1\%$.

It is clear from the structure of the above equations that for $E < E_c$ the number of pairs is small, electrons and positrons are accelerated in electric field and the conducting current dominates. Assuming electric field to be weak we neglect polarization current in energy conservation (19) and in Maxwell equation (21). This means energy density change due to acceleration is much larger than the one due to pair creation,

$$Eenv \gg m\gamma S. \quad (26)$$

In this case oscillations equations (18)-(21) simplify. From (19) and (20) we have $\dot{\rho} = v\dot{p}$, and using (16) obtain $v = \pm 1$. This is the limit when rest mass energy is much smaller than the kinetic energy, $\gamma \gg 1$.

One may therefore use only the first and the last equations from the above set. Taking time derivative of the Maxwell equation we arrive to a single second

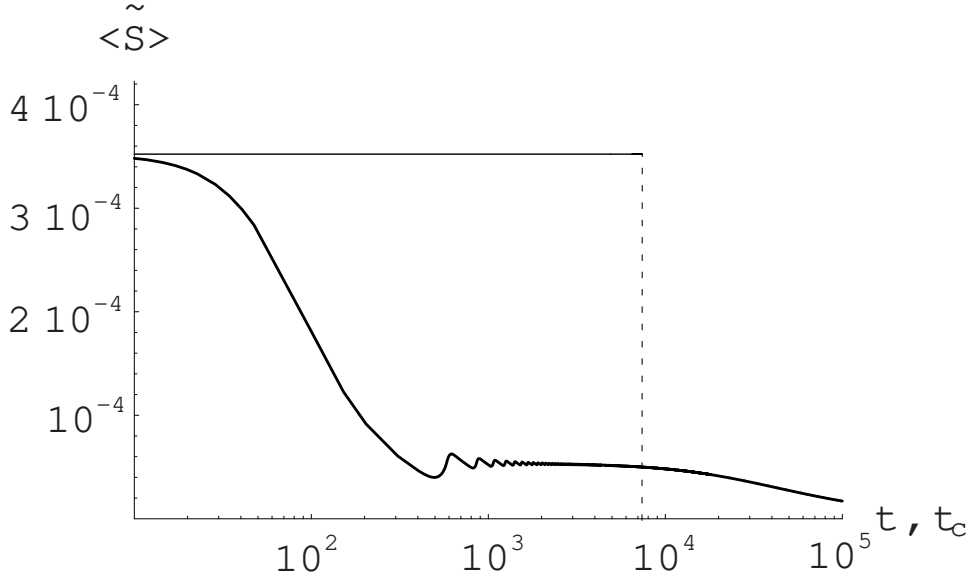


Fig. 4. The average rate of pair production n/t is shown as function of time (thick curve), comparing to its initial value $S(E_0)$ (thin line) for $E_0 = E_c$. The dashed line marks the time when the energy of electric field would have exhausted if the rate kept constant.

order differential equation

$$\ddot{E} + \frac{2em^4}{\pi^2} \left(\frac{E}{E_c} \right) \left| \frac{E}{E_c} \right| \exp \left(-\pi \left| \frac{E_c}{E} \right| \right) = 0. \quad (27)$$

Equation (27) is integrated numerically to find the length of oscillations shown in fig. 2 for $E < E_c$. Notice that condition (26) means ultrarelativistic approximation for electrons and positrons, so that although according to (18) there is creation of pairs with rest mass $2m$ for each pair, the corresponding increase of plasma energy is neglected, as can be seen from (26).

Now we turn to qualitative properties of the system (18)-(21). These nonlinear ordinary differential equations describe certain dynamical system which can be studied by using methods of qualitative analysis of dynamical systems. The presence of the two integrals (17) and (22) allows reduction of the system to two dimensions. It is useful to work with the variables v and E . In these variables we have

$$\frac{d\tilde{v}}{d\tilde{t}} = (1 - \tilde{v}^2)^{3/2} \tilde{E}, \quad (28)$$

$$\frac{d\tilde{E}}{d\tilde{t}} = -\frac{1}{2} \tilde{v} (1 - \tilde{v}^2)^{1/2} (\tilde{E}_0^2 - \tilde{E}^2) - 8\pi\alpha \frac{\tilde{S}}{\tilde{E} (1 - \tilde{v}^2)^{1/2}}. \quad (29)$$

Introducing the new time variable τ

$$\frac{d\tau}{dt} = (1 - \tilde{v}^2)^{-1/2} \quad (30)$$

we arrive at

$$\frac{d\tilde{v}}{d\tau} = (1 - \tilde{v}^2)^2 \tilde{E}, \quad (31)$$

$$\frac{d\tilde{E}}{d\tau} = -\frac{1}{2}\tilde{v}(1 - \tilde{v}^2)(\tilde{E}_0^2 - \tilde{E}^2) - 8\pi\alpha\frac{\tilde{S}}{\tilde{E}}. \quad (32)$$

Clearly the phase space is bounded by the two curves $\tilde{v} = \pm 1$. Moreover, physical requirement $\rho \geq 0$ leads to existence of two other bounds $\tilde{E} = \pm \tilde{E}_0$. This system has only one singular point in the physical region, of the type focus at $\tilde{E} = 0$ and $\tilde{v} = 0$.

The phase portrait of the dynamical system (31),(32) is represented at fig. 5. Thus, every phase trajectory tends asymptotically to the only singular point at $\tilde{E} = 0$ and $\tilde{v} = 0$. This means oscillations stop only when electric field vanishes. At that point clearly

$$\rho = mn. \quad (33)$$

is valid. i.e. all the energy in the system transforms just to the rest mass of the pairs.

In order to illustrate details of the phase trajectories shown at fig. 5 we plot only 1.5 cycles at fig. 6. One can see that the deviation from closed curves shown by dashed curves is maximal when the field peaks, namely when the pair production rate is maximal.

The above treatment has been done by considering uniquely back reaction of the electron-positron pairs on the external uniform electric field. The only source of damping of the oscillations is pair production, i.e. creation of mass. As our analysis shows the damping in this case is exponentially weak. However, since electrons and positrons are strongly accelerated in electric field the bremsstrahlung radiation may give significant contribution to the damping of oscillations and further reduce the pair creation rate. Therefore, the effective rate shown in fig. 4 will represent an upper limit. In order to estimate the effect of bremsstrahlung we recall the classical formula for the radiation loss in electric field

$$I = \frac{2}{3} \frac{e^4}{m^2} E^2 = \frac{2}{3} \alpha m^2 \left(\frac{E}{E_c} \right)^2. \quad (34)$$

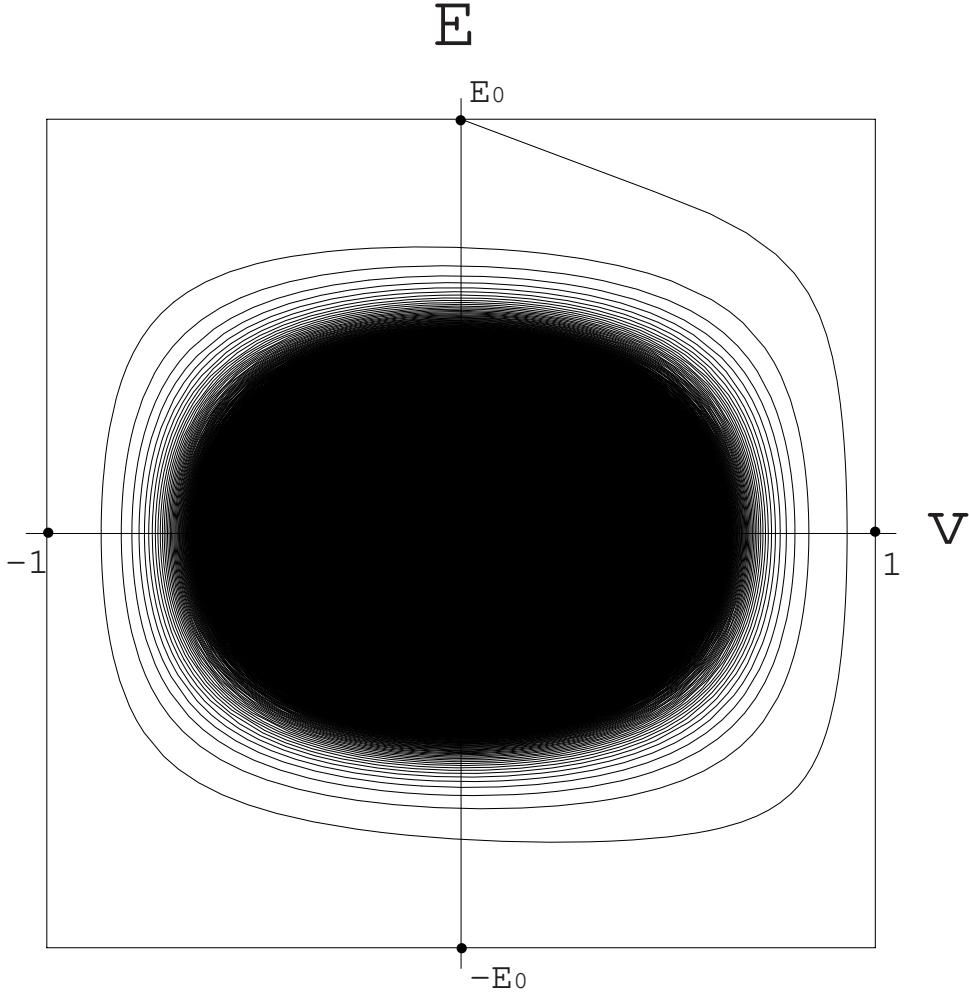


Fig. 5. Phase portrait of the two-dimensional dynamical system (31),(32). Tildes are omitted. Notice that phase trajectories are not closed curves and with each cycle they approach the point with $\tilde{E} = 0$ and $\tilde{v} = 0$.

Thus the equations (19) and (20), generalized for bremsstrahlung, are

$$\dot{\rho} = E \left(env + \frac{m\gamma S}{E} \right) - \frac{2}{3}e^4 mE^2, \quad (35)$$

$$\dot{p} = enE + mv\gamma S - \frac{2}{3}e^4 mE^2 v. \quad (36)$$

while equations (18) and (21) remain unchanged. Assuming that new terms are small, relations (17) and (22) are still approximately satisfied.

Now damping of the oscillations is caused by two terms:

$$\frac{\tilde{\gamma}}{4\pi^2} \tilde{E}^2 \exp\left(-\frac{\pi}{\tilde{E}}\right) \quad \text{and} \quad \frac{2}{3}\alpha \tilde{E}^2. \quad (37)$$

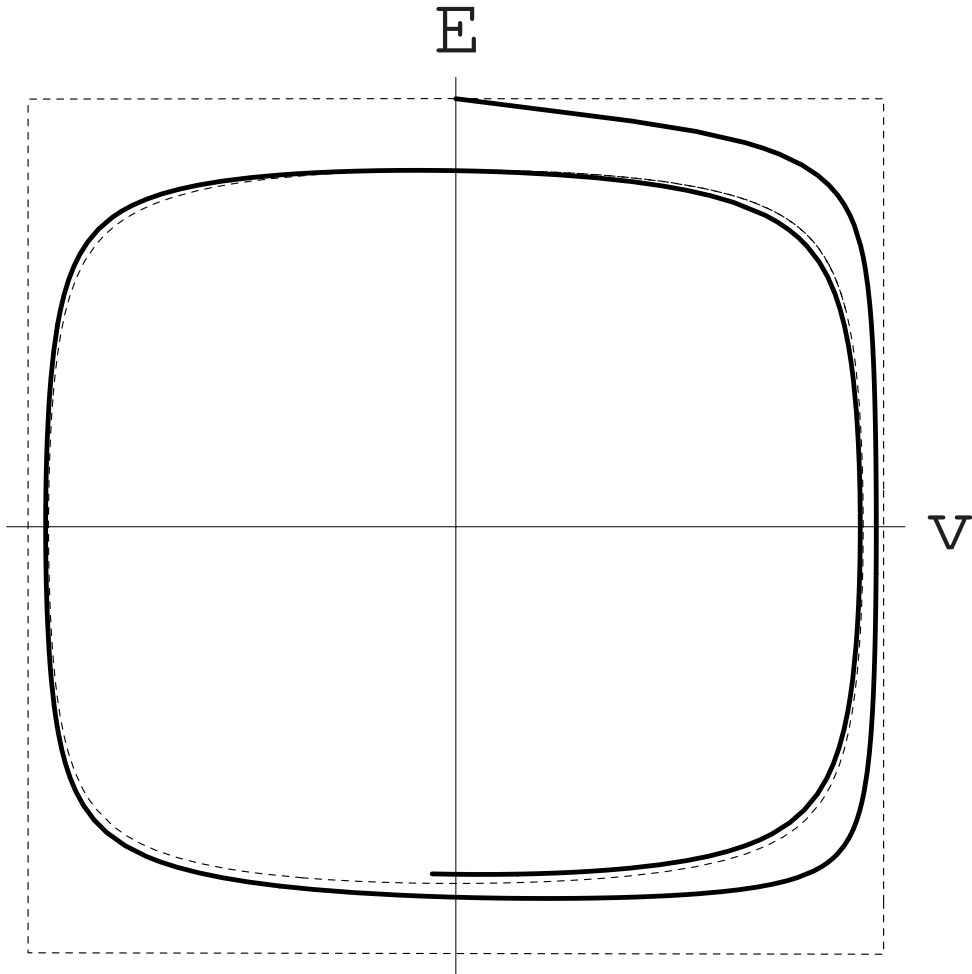


Fig. 6. Phase trajectory for 1.5 cycles (thick curve) compared with solutions where the Schwinger pair production is switched off (dashed curves).

We integrate the modified system of equations, taking into account radiation loss, starting with $E_0 = 10E_c$. We present the results in fig. 7 where the sum of the energy of electric field and electrons-positrons pairs normalized to the initial energy is shown as a function of time. The energy loss reaches 20 percent for 400 Compton times. Thus the effect of bremsstrahlung is as important as the effect of collisions considered in [9] for $E > E_c$, leading to comparable energy loss for pairs on the same timescale. For $E < E_c$ we expect that the damping due to bremsstrahlung dominates, but the correct description in this case requires Vlasov-Boltzmann treatment [28].

The damping of the plasma oscillations due to electron-positron annihilation into photons has been addressed in [9]. There it was found that the system evolves towards an electron-positron-photon plasma reaching energy equipartition. Such a system undergoes self-acceleration process following the work of [29].

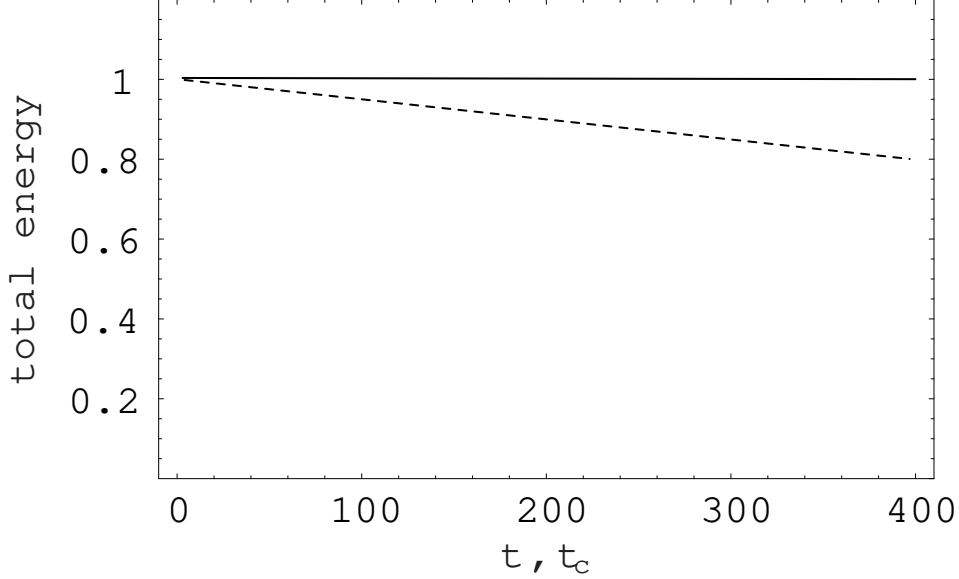


Fig. 7. Losses of the energy due to classical bremsstrahlung radiation. The energy density of the system of electrons, positrons and the electric field normalized to the initial energy density is shown without (solid line) and with (dashed line) the effect of bremsstrahlung.

We can therefore reach the following conclusions:

- It is usually assumed that for $E < E_c$ electron-positron pairs, created by the vacuum polarization process, move as charged particles in external uniform electric field reaching arbitrary large Lorentz factors. We demonstrate the existence of plasma oscillations of the electron-positron pairs also for $E \lesssim E_c$. The corresponding results for $E > E_c$ are well known in the literature. For both cases we determine the maximum Lorentz factors γ_{\max} reached by electrons and positrons. The length of oscillations is $10 \hbar/(mc)$ for $E_0 = 10E_c$, and $10^7 \hbar/(mc)$ for $E_0 = 0.15E_c$. We also study the asymptotic behaviour in time, $t \rightarrow \infty$, of the plasma oscillations by the phase portrait technique.
- For $E > E_c$ the vacuum polarization process transforms the electromagnetic energy of the field mainly in the rest mass of pairs, with moderate contribution to their kinetic energy: for $E_0 = 10E_c$ we find $\gamma_{\max} = 76$. For $E < E_c$ the kinetic energy contribution is maximized with respect to the rest mass of pairs: $\gamma_{\max} = 8 \times 10^5$ for $E_0 = 0.15E_c$.
- In the case of oscillations the effective rate of pair production is smaller than the rate in uniform electric field a constant in time, and consequently, the discharge process lasts longer. The half-life of oscillations is $10^3 t_c$ for $E_0 = 10E_c$ and $10^5 t_c$ for $E_0 = 0.8E_c$. We computed the efficiency of pair production with respect to the one in a uniform constant field. For $E = 0.3E_c$ the efficiency is reduced to one percent, decreasing further for smaller initial electric field.

All these considerations apply to a uniform electric field unbounded in space.

The presence of a boundary or a gradient in electric field would require the use of partial differential equations, in contrast to the ordinary differential equations used here. This topic needs further study. We also estimated the effect of bremsstrahlung for $E > E_c$, and found that it represents comparable contribution to the damping of the plasma oscillations caused by collisions [9]. It is therefore clear, that the effects of oscillations introduces a new and firm upper limit to the rate of pair production which would be further reduced if one takes into account bremsstrahlung, collisions and boundary effects.

We thank the anonymous referee for helpful suggestions on the presentation of our results.

References

- [1] A. Białas and W. Czyż, *Phys. Rev.* **D30** (1984) 2371.
- [2] A. Białas, W. Czyż, A. Dyrek and W. Florkowski, *Nucl. Phys.* **B296** (1988) 611.
- [3] Y. Kluger, J. M. Eisenberg, B. Svetitsky, F. Cooper and E. Mottola, *Phys. Rev. Lett.* **67** (1991) 2427; *Phys. Rev.* **D45** (1992) 4659.
- [4] F. Cooper and E. Mottola, *Phys. Rev.* **D40** (1989) 456.
- [5] T. S. Biro, H. B. Nielsen and J. Knoll, *Nucl. Phys.* **B245** (1984) 449.
- [6] G. Gatoff, A.K. Kerman, T. Matsui, *Phys. Rev.* **D36** (1987) 114.
- [7] F. Cooper, J. M. Eisenberg, Y. Kluger, E. Mottola, and B. Svetitsky, *Phys. Rev.* **D48** (1993) 190.
- [8] A. Ringwald, *Phys. Lett.* **B510** (2001) 107.
- [9] R. Ruffini, L. Vitagliano, S.-S. Xue, *Phys. Lett.* **B559** (2003) 12.
- [10] A. Ringwald, hep-ph/0304139.
- [11] S. S. Bulanov, N. B. Narozhny, V. D. Mur and V. S. Popov, *ZhETF* **129** (2006) 14 [*JETP* **102** (2006) 9]; *Phys.Lett.* A330 (2004) 1.
- [12] D. B. Blaschke, A. V. Prozorkevich, C. D. Roberts, S. M. Schmidt and S. A. Smolyansky, *Phys. Rev. Lett.* **96** (2006) 140402.
- [13] H. Gies, J. Jaeckel, A. Ringwald, *Europhys.Lett.* **76** (2006) 794.
- [14] S. S. Bulanov, A. M. Fedotov, F. Pegoraro, *Phys.Rev.* **E71** (2005) 016404.
- [15] R. Ruffini, L. Vitagliano, S.-S. Xue, *Phys. Lett.* **B573** (2003) 33.
- [16] T. Tajima, G. Mourou, *Physical Review ST Accel. Beams*, **5** (2002) 031301.

- [17] S.V. Bulanov, T. Esirkepov, T. Tajima, *Physical Review Letters* **91** (2003) 085001.
- [18] F. Sauter, *Z. Phys.* **69** (1931) 742.
- [19] W. Heisenberg, H. Euler, *Z. Phys.* **98** (1935) 714.
- [20] J. Schwinger, *Phys. Rev.* **82** (1951) 664.
- [21] N.B. Narozhnyi, A.I. Nikishov, *Sov. J. Nucl. Phys.* **11** (1970) 596.
- [22] W. Greiner, B. Müller, and J. Rafelski, *Quantum Electrodynamics of Strong Fields* (Springer-Verlag, Berlin, 1985).
- [23] A.A. Grib, S.G. Mamaev, and V.M. Mostepanenko, *Vacuum Quantum Effects in Strong External Fields* (Atomizdat, Moscow, 1980).
- [24] E. Brezin and C. Itzykson, *Phys. Rev.* **D2** (1970) 1191.
- [25] V. S. Popov, *JETP Lett.* **13** (1971) 185; *JETP Lett.* **18** (1973) 255.
- [26] A. I. Nikishov, *ZhETF* **57** (1969) 1210 [*JETP* **30** (1969) 660].
- [27] I. B. Khriplovich, *Il Nuovo Cimento* **B115** (2000) 761.
- [28] A.G. Aksenov, R. Ruffini, G.V. Vereshchagin, in preparation.
- [29] R. Ruffini, J. D. Salmonson, J. R. Wilson, and S.-S. Xue, *A&A* **350** (1999) 334; *A&A* **359** (2000) 855.