

On the Way to Protein Alphabet: Informational Classification of Amino Acids in Comparison to Other Classifications

Alexander Gorban^{1,2}, Mikhail Kudryashev³, Tatiana Popova²

¹*Centre for Mathematical Modeling, University of Leicester, University Road, Leicester, LE1 7RH, UK.*

²*Institute of Computational Modeling, Akademgorodok, Krasnoyarsk, Russia.*

³*Krasnoyarsk State University, Svobodny 83, Krasnoyarsk, Russia.*

Abstract. What proteins are made from, as the working parts of the living cells protein machines? To answer this question, we need a technology to disassemble proteins onto elementary functional details and to prepare lumped description of such details. This lumped description might have a multiple material realization (in amino acids). Our hypothesis is that informational approach to this problem is possible. We propose a way of hierarchical classification that makes the primary structure of protein maximally non-random. The first step of the suggested research program is realized: the analysis of protein binary alphabet in comparison with other amino acid classifications.

INTRODUCTION: What proteins are made from?

Protein is the main engineering material of living cells. The idea of “protein-machine” approach to living cells biophysics was suggested in 1967 (see the review written by the authors of this idea and devoted to its 20th birthday [1]).

The kinetic approach to protein-machines was reported in [2]. The experimentally justified models of conformational transition dynamics are described and applied to the interpretation of a few simple biochemical processes.

The engineering approach to protein-machines based on energetic classification of elements was discussed in [3]. Engineers recognize certain fundamental behaviors in nature and then create an idealized element to represent each of those behaviors. The heart of such methods is the simplification and idealization of a real world machine as a composition of discrete elements. Any particular part of a machine might be modeled as consisting of one or more of these basic constituent elements.

We are in desperate need of a tool for automatic disassembling of protein machines onto *elementary functional details*. These functional details should have a lumped description that is maximally independent of the materials: a wheel is the wheel, and the range of material variations can be very wide.

The definition of a functional detail is predetermined by its functional properties: flexibility or rigidity, affinity, etc. These properties should be described for a given function, and the set of realizations of the described properties in material (amino acids, for example) should be prepared. This is a long honest way, a physical and chemical description of protein machines functional details. Our hypothesis is that a “King’s way” is possible for this description. It is the *informational classification* [4].

Now, the huge amount of protein primary structures is known. We can assume that *non-random differences and similarities* between these structures are determined by their functions. We should just extract these typical differences and similarities, and prepare the collection (a warehouse in a form of a dictionary) of these details and its material realization.

In this paper we start from the alphabet and try to find the rigorous statement and the exact answer to the question: in which alphabet the protein primary structure is the maximally non-random sequence [4]. The following steps will consist in analysis of k-letter ($k = 2, 3, 4$) fragments of proteins written in reduced alphabet with the same question and further the k-letter fragments alphabet reduction to consider recoded protein again thus increasing words length and

extracting functional details. And now let us start the first step of this program, the alphabet analysis.

There exist a number of reasons to use amino acids classifications and reduced alphabets in proteins' structure and function analysis. Protein primary structure (i.e. sequence of amino acids) together with molecule surroundings determines protein folding and finally protein function. It is current opinion that the most of information on protein folding is contained in the sequence of amino acids. But by now it is still very difficult to infer protein folding information primarily from amino acid sequence. The main cause of statistical methods failure is 20 letter amino acid alphabet and rather short length of the sequence relative to alphabet size.

To explore statistical properties of a short symbol sequence written in rather big alphabet one needs a reasonable way to reduce alphabet in order to recode further the original sequence and to get an opportunity of statistical analysis. This approach has been successfully used in studying amino acid sequences, since a number of natural ways of alphabet reduction exists due to the fact that amino acids are not only alphabet elements but are chemical compounds with a number of physical and chemical properties [5]. For example, hydrophobicity/polarity that are the most popular and widely used features provide us with binary classification of amino acids. Investigation of binary recoded amino acid sequences appeared to be very fruitful. A lot of hydrophobic-polar binary patterns and corresponding secondary structures were revealed (see, for example, two recent [6, 7] and two rather old [8, 9] papers).

Recently the idea of amino acid alphabet reduction is developed in two directions. The first one is related to protein design and the main question to be answered is: How many amino acids are sufficient to protein folding and function in a correct way. In the second direction we unite various theoretical approaches of amino acids grouping based on substitution matrices, secondary structure, pattern conservation and so on. The questions to be answered there may seem to be rather different but their main goal is secondary structure and protein folding prediction.

Amino acid alphabet reduction aimed at design of simple proteins with ability to fold and function consists in selection of some subset of amino acids that can to encode protein-like sequences. It is essentially experimental kind of research. A short review of amino acids subsets obtained by 1999 is presented in [10].

However our interests would be concentrated on theoretical methods of alphabet reduction by means of amino acid classification. These methods aimed at simplification of amino acid sequences in order to solve some problems of sequence analysis resulted from alphabet size, such as revealing distinct homologs, secondary structure prediction, folds recognition and so on. Unlike protein design approach amino acids are to be classified (not selected) to reduce alphabet size.

In this paper we present rather complete review of theoretical methods of amino acids alphabet reduction and then we consider the method of informational classification of amino acids that have been proposed in [4]. Fundamental benefit of informational classification method is its universal nature: the method may reduce any alphabet on the basis of its symbol sequence (or sequences). Amino acid sequences are appropriate objects to study the method and of cause we are keeping in mind the bright aim of prediction of protein secondary structure and protein folding.

1. METHODS AND RESULTS OF AMINO ACIDS CLASSIFICATION

The bases of theoretical grouping of amino acids mentioned in literature may be attributed to the following main features: (1) physical, chemical properties and amino acids environment in proteins; (2) protein alignments and substitution matrices; (3) protein spatial structure and contact potential matrix (4) information theory.

1.1 Physical and chemical properties

It is well known that there are a number of physical and chemical similarities among various naturally occurring amino acids. Thus, alphabet could be reduced by joining similar amino acids into groups. One of the simplest ways to do it consists in clustering amino acids in the space of some selected physicochemical properties as it was demonstrated in [11]. Hydrophobicity, volume, surface area, hydrophilicity, bulkiness, refractivity and polarity were subjected to a Principal Component Analysis and the first two principal components, explaining 84.8 % of the total observed variability, were used to cluster the amino acids into 4 or 5 classes through a *k*-means algorithm. Representation of 20 letter protein code by 4-5 letter alphabet allows the consideration of up to tri- and tetrapeptides' frequency matrices with minimal computational overload for the purposes of protein type classification. It was the task of alphabet reduction needed to decrease multiplicity and to get some required statistics.

1.2 Alignment pattern conservation

A simple idea of pattern conservation in aligned groups of closely related proteins was used in [12] for binary classification of amino acids. The binary values are determined to produce a maximal amount of homogeneous columns in aligned protein sequences. The maximization is carried out at fixed amount of amino acids in one class. For compositions approximately corresponding to an equipartition of the residues, the optimal encoding is found to be strongly correlated with hydrophobicity.

One should understand that alignment, substitution matrices, spatial structure and contact potentials are dependent on physical and chemical properties of amino acids that is why amino acids classification on the basis of mediated features appeared to be highly correlated with corresponding physical and chemical properties. It was shown in a number of papers: All amino acids classifications based on the famous amino acid related matrices such as BLOSSUM, PAM or MJ-matrix are similar to that ones based on physicochemical properties and in the first place to grouping according to hydrophobicity scale.

1.3 Amino acids classifications based on MJ-matrix

1.3.1. Eigenvalue decomposition of MJ-matrix

Originally, an eigenvalue analysis was applied to the Miyazawa-Jernigan matrix (MJ-matrix) of inter-residue contact energies in 1997 [13]. The analysis reveals two eigenvalues to be dominant. As a result, all elements of MJ-matrix can be reconstructed by the two first eigenvectors. This fact was interpreted as existence of two dominant driving forces for protein folding which are the hydrophobic force and a force of demixing between amino acids. However, two dominant eigenvalue matrix in [13] was not really the MJ-matrix, but $MJ - \langle MJ \rangle$, that is MJ-matrix with each element being diminished by the mean value of all elements. This operation adds one additional dominant eigenvalue, and as it was demonstrated further (in the same paper) all MJ-matrix elements can be reconstructed by one 20D vector that confirms the first eigenvalue predominance. The result was obtained due to a couple of mutually inverse transformations which veiled the fact. In a straight manner the same result was demonstrated in [10]: MJ matrix has one dominant eigenvalue, and the order of amino acids being projected on the dominant eigenvector reflect nearly hydrophobicity scale. This property of MJ-matrix determines the results of a MJ-based classification regardless of method.

1.3.2 MJ-matrix reduction

The method of amino acid grouping through the reduction of MJ interaction matrix is considered in the number of papers of the same authors [14, 15, 16, 17]. The best grouping is proposed to select by a 'minimal mismatch' principle, which implies the all interactions between amino acids belonging to any two given groups to be as similar to one another as possible. The

procedure of counting mismatches consists in all against all comparison of interaction potentials between groups and elements and determining mismatch if interaction of elements differ from interaction of their groups. Given the alphabet size N ($N < 20$) the optimal grouping is produced with fixed element number in each group by Monte Carlo minimization procedure and Metropolis criterion. The status of the rational global minimum of mismatch for fixed N is given to all local minima or plateaus among all obtained minimal mismatches. Thus the identification of reduced alphabet could not be characterized as automated and unambiguous. Final classifications of amino acids are obtained under some external restrictions and as it was mentioned in [10] these reduced alphabets follow an approximate hydrophobicity scale. As far as optimal alphabet size concern a plateau of mismatch around group number $N = 8 - 10$ and another one at $N = 5$ for three different interaction matrices were found. This fact is confirmed with findings of another authors: values 10 and 5 are often mentioned as optimal alphabet sizes due to various optimality principles.

1.3.3 Classification of 20D amino acids profiles of MJ-matrix

The natural way to represent amino acid related matrices as 20 20D vectors which characterize amino acids profiles is used to arrange amino acids groupings by several research groups [18], [19], and [20]. The only difference presents in the method of classification.

A simple hierarchical distance-based scheme of clusterization of 20D vectors of MJ matrix was introduced in [18]. Amino acids are joined into groups step by step due to the nearest neighbor algorithm with Euclidean or Manhattan distance used. Detailed tests within the context of a MJ matrix and a lattice model show that both the thermodynamic stability and the folding kinetics of protein-like sequences are preserved by the substitution of the full 20 amino acid alphabet by merely 5 groups. This reduced alphabet shows a significantly better performance in the test on rapid folding into the native state than one obtained in [14] while partition into groups is suit to hydrophobicity scale over again.

1.4 Amino acids classifications based on substitution matrix

Several similar experiments with substitution matrix are introduced in [20], [19] and [21] with slight difference in the procedure of joining amino acids in one group and entire coincidence in the purpose of classification. The BLOSSUM matrix being constructed on the basis of aligned sequences appeared to be the basis of amino acid classification, which is used to detect the distantly related homologs and folds.

In [20] two amino acids are grouped together if correlation coefficient between corresponding profiles (20D vectors) in substitution matrix BLOSSUM50 is the highest one. The procedure is carried out step by step: after two the most correlated amino acids would be grouped together the next highest ones either join to former group or combine into new group depending on the presence of intersections in amino acids composition. Thus each step of the procedure produce some amino acid classification, obtaining finally all possible number of groups.

An algorithm for selecting a reduced alphabet identified by authors as based on deviation of the conditional probability from random background was proposed in [19]. Each 20D vector in BLOSSUM matrix characterizes an amino acid profile of the logarithmic odds which describe the deviation of the conditional probability from the probability of the occurrence for 20 amino acids subjected to given amino acid. Simple algorithm of k -means clusterisation being applied to 20 20D vectors weighted by amino acid frequencies gives a set of amino acid groupings dependent on k . The same as in [20] test to detect structural homologs showed better performance of these reduced alphabets than that of [20] with a little difference in proper alphabets.

In [21] the optimal amino acids clustering corresponds to maximum value of similarity which is calculated as sum of residue-residue similarities from BLOSSUM62 weighted by the first residue frequency and the second residue cluster size it belongs to. Any number of groups

determine specific similarity value distribution, which is explored by heuristic Monte Carlo method to obtain optimal solution. In spite of accidental nature of start point and optimization procedure of amino acids grouping the optimal classifications appeared to be nearly hierarchical and similar to that of [20].

In the latter papers the reduced alphabets were used to detect distantly related folds and structural homologs on the basis of the similarity score of the sequence alignment applied to simplified sequences and correspondingly averaged substitution matrices. The conclusions were consistent to each other: the ability to detect distantly related folds or structural homologs remains almost at the same level while decreasing the alphabet size from 20 to 10 types of amino acids but this ability is rapidly degraded when further reductions in the alphabet are made. Thus the main result consists in the fact that to remain complexity proteins are to be composed of no less than 10 amino acids.

1.5 Amino acids classification using their secondary structure preferences

One more approach to amino acids classification now appealing to protein secondary structure is introduced in [22]. Classification of amino acids is based on hydrophobicity and statistical estimation of their secondary structure preferences. On the basis of calculated frequencies for each amino acid to be in α -helix and β -sheet in known secondary structures the energy parameters to form α -helix and β -sheet for each amino acid were obtained under the approximation ignoring the chain connectivity of proteins. It was proposed to characterize amino acids by 3D vector of (1) hydrophobicity, (2) energy in α -helix and (3) energy in β -sheet. According to this representation 20 kinds of amino acids were classified into groups under the optimality criterion of sum of squared Euclidean distances between amino acids and their group centroids to be minimal. However one should notice some strange things about this method. The first one concerns transformation of probabilities into energies using rather rough model which on the one hand produced almost linear transformation ($r > 0.9$) and on the other hand do introduced some distortion. The only reason to do this consists in rescaling to hydrophobicity units used. While the standard procedures of classification in multidimensional space (3D in this case) make use of data normalization to overcome different scale problems. The second strange thing is the use of Monte Carlo algorithm to get optimal groupings. There exist a lot of algorithms of directed search for this kind of optimality problem (for example, k -means algorithm). Nevertheless another method of amino acids groupings was considered and dividing amino acids to five or nine groups were proposed to be desirable.

1.6 Amino acids classification based on environment and specific to the secondary structure

Amino acid classification on the basis of their environment and subjected to conformation was proposed in [23]. Window profiles of amino acids in protein sequences (i.e. $20 \times 2n$ matrices of conditional probabilities of amino acid to have one of the 20 amino acids at one of the n -th sites before and after the given one) are used to describe the amino acid environment. It is natural to expect that similar residues would have similar window statistics. The relative entropy or Kullback-Leibler distance derived from these profiles is used as a measure of dissimilarity of amino acids profiles. Amino acids profiles are calculated for each of three types of local conformation (helix, sheet and coil). Based on the conformation specific profiles three hierarchical clusterisations of amino acids were conducted for helix, sheet and coil separately. This kind of amino acid environment profiles display a non-negligible dependence of amino acid grouping on conformations.

1.7 Classification of amino acids in backbone structure environment

In some sense inverse approach, namely classification of amino acids environment, was used in [24] as a tool to reduce amount of short protein fragments in solving the problem of

influence of local sequence on backbone conformation. Local sequence is protein sequence fragment of the length 2-8 amino acids; backbone conformation is $[\psi, \phi]$ dihedral angles which characterize one amino acid of the fragment while other ones are considered to be its environment. Thus, having amino acid and its environment (for example, the third amino acid in local sequence fragment of the length 4 has two preceding and one succedent amino acids to be its environment) one could obtain all possible pairs “local sequence fragment - $[\psi, \phi]$ dihedral angle” from the current protein structural database. Due to a huge amount of pairs and limited data available at a moment one failed to construct valid $[\psi, \phi]$ dihedral angle distributions dependent on local sequence fragment but amino acids classification strategy could advance the problem. Classification of amino acids is applied to each site of environment separately. Optimal classifications correspond to maximal information gain i.e. the difference between Shannon entropy of structure distribution and conditional entropy of structure distribution with respect to recoded local sequence distribution. As a result the most unusual amino acids, Gly and Pro, almost always were separated from the rest, while the rest ones usually group according to hydrophobicity.

1.8 The idea of informational classifications

Finally we consider the idea of informational classification that was originally introduced for amino acids classification in [4] and recently it was used in [25] for classification of proteins heavy atoms on the basis of statistical contact potential matrix. The notion of informational classification relates to optimality principle that may have various formulations but the main idea consists in selection the classification that maximizes nonrandomness. It was maximization of mutual information in [25]:

$$MI = \sum_{i,j} p(i, j) \log \frac{p(i, j)}{p(i)p(j)}$$

where $p(i, j)$ are probabilities for atom types i and j to be in contact and $p(i) p(j)$ are marginal probabilities. Maximizing mutual information for a given groups number one obtains optimal classification and reduced contact matrix which is differ from matrix of products $p(i) \times p(j)$ as much as possible in terms of MI . In other words optimal classification corresponds here to maximal difference between probability models of the first and of the zero order. It maximizes the nonrandomness in distribution of pairs.

As one can notice, “information gain” in the paper [24] mentioned above is nothing else than mutual information and we are to point to one more application of informational classification and optimality principle concerned.

Another form of the informational optimality criterion was applied to classification of amino acids in proteins in [4]. Optimal classification is to afford maximum value to additional information (or relative entropy) of frequency distribution of real words of the length q with respect to calculated according to the zero order model distribution:

$$Iq = \sum_{i_1 i_2 \dots i_q} p(i_1 i_2 \dots i_q) \ln \frac{p(i_1 i_2 \dots i_q)}{p(i_1) p(i_2) \dots p(i_q)}$$

Remember that i_1, i_2, \dots, i_q are not amino acids but symbols of the new reduced alphabet and words distributions are calculated from recoded protein sequence. Both a single protein and a set of proteins may serve as a basis of amino acids classification in [4].

In spite of different base of classification i.e. spatial contacts in [25] or linear contacts in [4] optimality principles are exactly the same. The only difference one can observe in classical notions of mutual information and relative entropy consists in interpretation of i and j (or i_1, i_2, \dots, i_q). Mutual information deals with two random variables but relative entropy deals with two distributions of one random variable. In spite of possibility to adapt interpretations this

observation makes application of mutual information in [24] essential, while relative entropy would be more correct notion to use in [25].

Here we present: 1) complete formulation of optimality principle, 2) application of the method to amino acids classification on the basis of protein sequences as it was proposed in [4], 3) regular analysis of results obtained while applying the method to various groups of proteins, words lengths, groups number and so on.

2 INFORMATIONAL CLASSIFICATIONS

2.1 Definitions

2.1.1 Optimality principle

The problem of amino acids *classification* into k groups may be formalized as follows: given a set of 20 amino acids and a number of groups k ($0 < k < 20$), map amino acids onto groups

$$\{A, C, D, E, F, G, H, I, K, L, M, N, P, Q, R, S, T, V, W, Y\} \rightarrow \{1, \dots, k\}$$

so that every amino acid is assigned to one group and some optimality condition holds.

The notion of *informational classification* do connected in particular with the optimality condition. Following papers mentioned above [4, 25] we consider amino acids mapping to be optimal if recorded into a new alphabet objects have as informative distribution as possible.

In the framework of informational classification problem with optimality criterion aimed at getting maximally informative distributions we suggest using well-known relative entropy:

$$D(P | P^*) = \sum_X P(X) \ln \frac{P(X)}{P^*(X)}, \quad (1)$$

where $P(X)$ is real distribution and $P^*(X)$ is some reference distribution of random variable X which represents recoded objects. It is worth to mention that the relative entropy in the form (1) measures the additional information in the distribution $P(X)$ with respect to the distribution $P^*(X)$. In other words, it is the indicator of the relative order in $P(X)$ against a background of $P^*(X)$.

Optimal classification corresponds to maximal value of relative entropy (1). Thus, optimal classification determines new recoded objects X with distribution $P(X)$ which differs from some reference distribution as much as possible. Relative entropy is non-negative and $D(P|P^*) = 0$ iff $P(X) = P^*(X)$ what means that real and reference distributions completely coincides. The possibility to choose reference distribution of any type determines advantage of (1) notation of relative entropy compared to information introduced in [4].

Often the notation (1) is referred to as the divergence, or distance, or entropy of Kullback-Leibler. While it is neither really a divergence nor a distance we prefer to use the notion of relative entropy. It is worth to mention that $D(P | P^*)$ is the convex functional of $P(X)$, and, therefore, has one zero minimum at the point $P(X) = P^*(X)$, but can have many local maxima.

Random variable X in (1) may represent any objects of interest. As applied to the problem of classification of amino acids in protein sequence or protein structures one may consider the distribution of protein sequence fragments or amino acids contacts in folded protein or something else. Here we consider the distribution of protein subsequences of some length q and the most convenient way to describe the method is to recall the notion of frequency dictionary.

2.2 Frequency dictionaries

Consider some protein sequence or a set of protein sequences. So we have a text or ensemble of texts written in 20 letter alphabet. Any continuous subsequence of the length q in the texts is called a word. We assign frequency to each word, that is the number of word copies within the texts divided by the total number of words. Such a list of all q -letter words occurring

within the texts together with their frequencies is called the **real** frequency dictionary of the length q and is denoted here as W_q [26, 27].

We consider the words of the length q as a realization of random variable and the words' frequencies as a real distribution $P(X)$ of this random variable mentioned in (1). To propose reference distribution $P^*(X)$ one needs to determine some theoretical probabilities of words. We formulate the problem in terms of frequency dictionaries: in order to get a reference distribution one needs a *reconstructed* frequency dictionary of the length q obtained on the basis of some model or optimality condition.

2.3 Some types of reference distribution (or reconstructed frequency dictionaries)

Any theoretical distribution may serve as a reference distribution in (1) if some reason exists. We used the idea of reconstructed frequency dictionary under the optimality principle of maximum entropy as it was proposed in [26].

Let's consider a set of frequency dictionaries of various length corresponding to the same text: $W_1, W_2, \dots, W_q, \dots$. The frequency dictionary of the length $q = 1$ contains the symbol frequencies only, the dictionary of the length $q = 2$ contains symbol frequencies and pair correlations and so on. Thus, each succeeding dictionary contains more or equal information than foregoing ones. Nevertheless, one can model (reconstruct) succeeding frequency dictionary on the basis of foregoing one according to some assumption. For example the most popular procedure used to reconstruct frequency dictionary of any length is based on frequency dictionary of the length $q = 1$ and consists in multiplying symbol frequencies [28]. One recognizes the model of random and independent production of symbols in the sequence.

However, the same procedure of multiplying one letter probabilities arises under another assumption described in [26] as maximum entropy principle which states that reconstructed dictionary is to have maximum entropy among all dictionaries that could be obtained from the given one. There exists an explicit solution to formulated optimality problem with restrictions [28]. Frequencies $\tilde{f}_{i_1 \dots i_q i_{q+1} \dots i_{q+s}}$ of reconstructed dictionary $\tilde{W}_{q+s}(q)$ (that means model dictionary of the length $q + s$ based on W_q) are calculated as follows.

$$\tilde{f}_{i_1 \dots i_q i_{q+1} \dots i_{q+s}} = \frac{f_{i_1 \dots i_q} \cdot f_{i_2 \dots i_{q+1}} \cdot \dots \cdot f_{i_{q-s+1} \dots i_{q+s}}}{f_{i_2 \dots i_q} \cdot f_{i_3 \dots i_{q+1}} \cdot \dots \cdot f_{i_{q-s+1} \dots i_{q+s-1}}}, \text{ for } q > 1$$

and

$$\tilde{f}_{i_1 \dots i_q i_{q+1} \dots i_{q+s}} = f_{i_1} \cdot f_{i_2} \cdot \dots \cdot f_{i_{q+s}}, \text{ for } q = 1$$

where i_q are symbols of alphabet, $i_1 \dots i_q$ are q -letter words and $f_{i_1 \dots i_q}$ are frequencies of corresponding words in the symbol sequence.

Relative entropy (1) of real dictionary W_{q+s} with respect to reconstructed dictionary $\tilde{W}_{q+s}(q)$ shows how much information is introduced by $(q+s)$ -letter words compared to q -letter words. Turning back to classification problem, the symbols classification that maximizes (1) with reference distribution presented by reconstructed dictionary makes the most nonrandom text in $(q+s)$ -letter words distribution given q -letter words distribution.

Such formulation allows one to consider a set of reference distributions to use in (1) dependent on the words length q and on the "depth" of reconstruction s . Thus optimal informational classification of alphabet symbols produces a recoded sequence with maximal nonrandomness in frequencies of pairs with respect to symbol frequencies or maximal nonrandomness in frequencies of triplets with respect to pairs and so on in any reasonable combination.

2.4 Informational classification of amino acids in proteins

Given some protein sequence or a set of sequences one can obtain W_q that is frequency dictionary of some length q . According to some classification of amino acids into k groups the frequency dictionary W_q of protein sequence can be easily transformed to frequency dictionary of recoded sequence RW_q by simple summation. Having chosen the type of reference distribution one can obtain reconstructed frequency dictionary of the same length q for recoded sequence $R\tilde{W}_q$. Relative entropy (1) is calculated based on RW_q and $R\tilde{W}_q$ frequencies as follows:

$$D(RW_q | R\tilde{W}_q) = \sum_{i_1, i_2, \dots, i_q \in \{1..k\}} f_{i_1 i_2 \dots i_q} \ln \frac{f_{i_1 i_2 \dots i_q}}{\tilde{f}_{i_1 i_2 \dots i_q}}. \quad (3)$$

Optimal amino acids classification corresponds to maximal value of $D(RW_q | R\tilde{W}_q)$ for a given number of classes k .

2.5 Binary informational classifications

For example, consider the problem of informational binary classification of amino acids based on frequency dictionary of the length $q = 2$ calculated for some set of proteins.

The problem of binary classification consists in separation of 20 amino acids into two groups:

$$\{A, C, D, E, F, G, H, I, K, L, M, N, P, Q, R, S, T, V, W, Y\} \rightarrow \{0, 1\}.$$

Original frequency dictionaries W_1 and W_2 are calculated for the set of protein sequences and further they are recalculated to binary ones by simple summation according to current amino acids grouping:

$$W_1 = \{f_A, f_C, \dots, f_Y\} \rightarrow RW_1 = \{f_0, f_1\}$$

$$W_2 = \{f_{AA}, f_{AC}, \dots, f_{YY}\} \rightarrow RW_2 = \{f_{00}, f_{01}, f_{10}, f_{11}\}$$

Corresponding to (2) for $q = 1$ a reconstructed dictionary of the length 2 is calculated as follows:

$$\tilde{f}_{00} = f_0 \cdot f_0, \tilde{f}_{11} = f_1 \cdot f_1, \tilde{f}_{10} = \tilde{f}_{01} = f_1 \cdot f_0.$$

$$R\tilde{W}_2 = \{\tilde{f}_{00}, \tilde{f}_{01}, \tilde{f}_{10}, \tilde{f}_{11}\}.$$

Following some scheme of enumeration of amino acids groupings, one calculates the relative entropy:

$$D(RW_2 | R\tilde{W}_2) = \sum_{i_1, i_2 \in \{0,1\}} f_{i_1 i_2} \ln \frac{f_{i_1 i_2}}{\tilde{f}_{i_1 i_2}} \quad (4)$$

for each grouping and finally chooses the most informative one.

We used the simplest binary problem in order to describe some important things about amino acids classification, such as existence and uniqueness of global maximum of (3), its stability dependent on frequency distribution and so on. The method of one-step directed descent with a number of random starts that produces optimal classification in more than 99% tested cases in solving this exhaustive search problem seems to be interesting too.

2.6 The best method to achieve the global maximum

To achieve global maximum (3) and correspondingly to get real optimal amino acids grouping one needs to produce an exhaustive search while it has high computational complexity. A standard way to overcome computational complexity is Monte Carlo method of random trials often with Metropolis criterion of accepting/rejecting but without guarantee to achieve global

extremum. However, we used another approach that may be specified as one-step directed descent with a number of random starts.

The method consists in 1) choosing some random classification as a start point and calculating relative entropy (3), 2) calculating relative entropy for all one-step neighbor classifications (that differ in one amino acid from the given one), 3) choosing amino acids grouping that produce maximal increment in relative entropy as the next start point, 4) going on to the step 2) until any increment in relative entropy exists. We repeat procedure with 100 random start points and choose the best final classification. Comparing the result with real optimal classification obtained by exhaustive search showed more than 99% hit to the global maximum (for 116 protein sequences method produced 115 optimal classifications).

We tested the most popular method of Monte Carlo trials with Metropolis criterion of acceptance/rejection for comparison. Accuracy and time appeared to be almost the same as for algorithm described above.

3. DATASETS

We used several sets of proteins extracted by keywords or organism from databases. Table 1 shows three datasets with the number of protein sequences being extracted: Dataset 1 and Dataset 2 were formed according to the keyword in the field Definition from EBI [30] and Swissprot [29] databases correspondingly; Dataset 3 contains proteomes of specified organisms extracted from database Swissprot according to Organism field.

Table 1. The data sets of protein sequences

Dataset 1 [30]		Dataset 2 [29]	
Keywords	Number of proteins	Keywords	Number of proteins
Oxidoreductase	452	Membrane	10000
Cytochrome	500	Globular	5019
Phytochrome	500	Dataset 3 [29]	
Nitratoreductase	197	Organism	Number of proteins
Transferase	500	<i>Sacharomyces cerevisiae</i>	4931
Isomerase	578	<i>Escherichia coli</i>	5797
DNA polymerase	500	<i>Caenoharbditis elegans</i>	2450
Oxidase	500	<i>Arabidopsis thaliana</i>	2529
ATPase	500	<i>Drosophila melanogaster</i>	1959

4. RESULTS

4.1 Informational classification for large groups of proteins

We considered optimal informational **binary** classifications of amino acids in the specified by Table 1 datasets of proteins. We choose two types of datasets: proteins with similar function (Datasets 1, 2) and proteomes of some organisms (Dataset 3). Frequency dictionaries of the length 2 and 1 were calculated for each set of protein sequences and optimal binary classifications were obtained according to procedure described above (in section 2.5 Binary informational classifications).

Table 2. Binary informational classifications for Dataset 1

Protein dataset	A	C	D	E	F	G	H	I	K	L	M	N	P	Q	R	S	T	V	W	Y
Oxidoreductase	1	1	0	0	0	1	0	0	1	1	0	1	1	0	1	1	0	1	0	1
Cytochrome	1	1	0	0	1	1	1	1	0	1	1	0	0	1	0	1	1	1	1	1
Phytochrome	1	0	0	0	1	1	0	0	0	1	0	0	1	1	1	1	1	0	1	1
Nitratoreductase	0	1	1	1	0	0	0	0	1	0	0	1	1	1	1	0	0	0	0	0

Transferase	0	0	0	0	1	0	0	1	0	1	1	0	0	0	0	0	0	1	1	1
Isomerase	0	1	0	0	1	0	0	1	0	1	1	0	0	0	0	0	0	1	1	1
DNA polymerase	0	0	0	0	1	0	0	1	0	1	1	0	0	0	0	0	0	1	1	1
Oxidase	0	1	1	1	0	0	0	0	1	0	0	1	0	1	1	0	0	0	0	1
ATPase	0	0	1	1	0	0	0	0	1	0	0	1	0	1	1	0	0	0	0	0

Table 3. Binary informational classifications for Dataset 2

Proteome	A	C	D	E	F	G	H	I	K	L	M	N	P	Q	R	S	T	V	W	Y
<i>Sacharomyces cerevisiae</i>	0	0	0	1	0	0	0	0	1	0	0	0	0	1	1	0	0	0	0	0
<i>Escherichia coli</i>	0	0	0	1	0	0	1	0	1	0	0	0	0	1	1	0	0	0	1	1
<i>Caenoharbdtis elegans</i>	0	0	0	1	0	0	1	0	1	1	1	1	0	1	1	0	0	0	1	0
<i>Arabidopsis thaliana</i>	0	1	1	0	1	1	1	1	0	1	0	1	1	1	1	1	1	1	1	1
<i>Drosophila melanogaster</i>	0	1	1	1	1	0	1	1	1	1	1	1	0	1	1	0	0	1	1	1

As one can see, classifications appeared to be different. So, various sets of proteins considered are to be recoded into $\{0,1\}$ alphabet in their own way to be as much as possible nonrandom in 2-letter words distribution.

4.2 Properties of informational binary classifications of amino acids in proteins

The questions to be answered here are:

- correlation between binary classifications constructed on the basis of frequency dictionaries of the length 2, 3,4 and 5;
- existence and uniqueness of optimal classification;
- classification stability dependent on amino acids distribution;
- correlation between informational classification and some natural classifications.

4.2.1. Informational classification on the basis of frequency dictionaries of the length 2-5

Classifications are constructed on the basis of frequency dictionaries of the length $q = 2, \dots, 5$ calculated for Dataset 1 (Table 1). The reference distribution is calculated according to (2) for $q = 1$, i.e. frequency dictionaries of any length are reconstructed on the basis of amino acid frequencies.

Amino acids binary informational classifications constructed on the basis of frequency dictionary of the length 2, 3, 4 or 5 with the reference distribution calculated on the basis of frequency dictionary of the length 1 produce recoded binary sequences that are as much non random in 2-(3,4,5)-letter words distribution as possible given 1-letter words distribution.

Table 4. Binary informational classifications for Cytochrome and Isomerase sets

Set	Length	A	C	D	E	F	G	H	I	K	L	M	N	P	Q	R	S	T	V	W	Y
Cytochrome	$q = 2$	1	1	0	0	1	1	1	1	0	1	1	0	0	1	0	1	1	1	1	1
	$q = 3$	1	1	0	0	1	1	1	1	0	1	1	0	0	1	0	1	1	1	1	1
	$q = 4$	1	1	0	0	1	1	1	1	0	1	1	0	0	1	0	1	1	1	1	1
	$q = 5$	1	1	0	0	1	1	1	1	0	1	1	0	0	0	0	1	1	1	1	0
Isomerase	$q = 2$	0	1	0	0	1	0	0	1	0	1	1	0	0	0	0	0	0	1	1	1
	$q = 3$	0	0	0	0	1	0	0	1	0	1	1	0	0	0	0	0	0	1	1	1
	$q = 4$	0	1	0	0	1	0	0	1	0	1	1	0	0	0	0	0	0	1	1	1
	$q = 5$	0	1	0	0	1	0	0	1	0	1	1	0	0	0	0	0	0	1	1	1

Some optimal classifications are shown in the Table 4 for Cytochrome and Isomerase sets. One can observe identical classifications constructed on the basis of different length frequency dictionary for Cytochrome set and almost identical in the case of Isomerase set.

Table 5 shows averaged through Dataset 1 Hemming distance between optimal classifications constructed on the basis of frequency dictionary of the length 2 and these ones constructed on the basis of the frequency dictionaries of the length 3, 4 and 5. One can observe rather small distances which correspond to 3, 1 and 2 mismatches in optimal classifications on average.

Table 5. Averaged Hemming distance between optimal classifications

Length	$q = 2$	$q = 3$	$q = 4$	$q = 5$
$q = 2$	0	2,8	0,9	2,1

So, the conclusion is: informational classification that maximizes nonrandomness of frequency dictionary of the length 2 produces maximal or near maximal nonrandomness in 3,4,5-letter words distribution.

4.2.2. Distribution of binary classifications by relative entropy value

As we mentioned above, 100 random initial classifications and algorithm of one-step directed descent produce the hit to the global maximum of relative entropy for more than 99% cases. It may be either due to a “good” relief with a “few” local maxima or due to many classifications with maximal relative entropy value.

We consider the relative entropy distribution for binary amino acids classifications by the example of Cytochrome dataset. Relative entropy is calculated for frequency dictionary of the length 2 with respect to reference distribution according to (5) for all possible $\{0, 1\}$ classifications of amino acids.

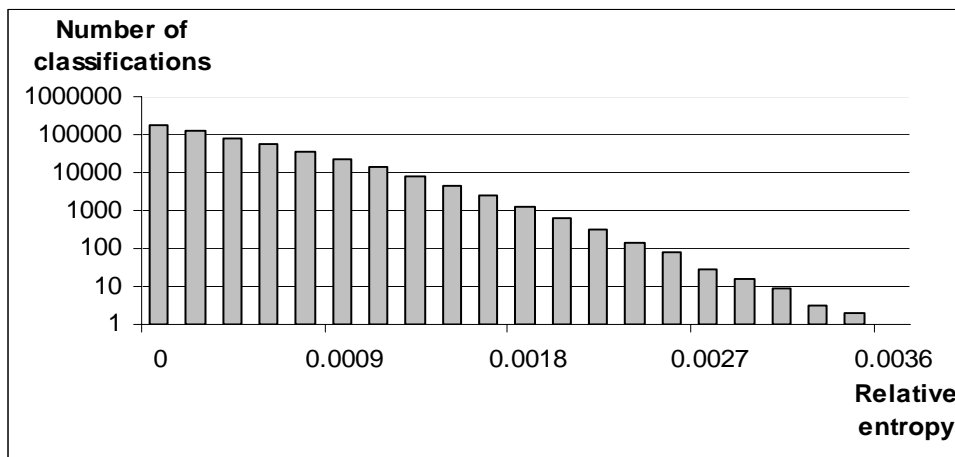


Fig. 1. Distribution of relative entropy value

One can see in Fig.1 that relative entropy distribution is close to exponential one. Optimal classification is unique and there are a few classifications close to the optimal one. So, the number of optimal and close to optimal informational classifications is not too large.

One can imagine the situation with nonunique optimal classification in theory. However, in the case of protein sequences analysis we can accept the fact of uniqueness of global maximum of relative entropy due to following reasons: first, the methods we used guarantee nothing about achieving the real optimal classification and second, the “optimal” classification we obtained due to quasi-random process has nevertheless high value of relative entropy and thus it is suitable for further investigations.

4.2.3 Classification stability

There are some aspects of the notion of *classification stability* to be considered. The first one concerns classification stability dependent on words frequencies and the second one concerns properties of the global maximum over the space of classifications.

Classifications seem to be very sensible to marginal changes in words frequencies. One can observe the fact through optimal classifications and amino acids frequency spectrum comparison. In Fig.2 one can see coordinated changes in amino acids frequencies for some considered sets of proteins. Situation is quite similar in 2-letter words distribution. While optimal classifications often appeared to be absolutely different.

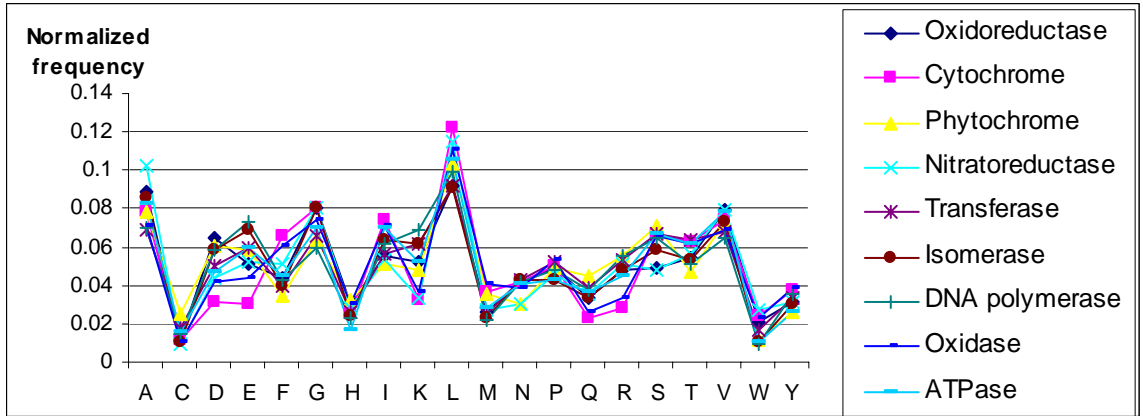


Figure 2. Amino acids frequencies in considered sets of proteins

Table 6 demonstrates pairwise Hemming distances between optimal binary classifications for given datasets. One observes all possible values from 2 to 10 mismatches.

Table 6. Hemming distance between optimal informational classifications

	2	3	4	5	6	7	8	9
1. Oxidoreductase	10	9	9	9	6	8	9	7
2. Cytochrome		9	7	8	6	2	3	7
3. Phytochrome			5	10	9	9	8	8
4. Nitratoreductase				8	9	7	10	10
5. Transferase					9	7	8	6
6. Isomerase						8	5	5
7. DNA polymerase							3	7
8. Oxidase								8
9. ATPasa								

We constructed binary classifications on the basis of 2-letter words frequencies which are calculated for some large in number sets of proteins. Proteins within groups in Dataset 2 (Table 1) are likely to have similar functions. Thus, the distribution of 2-letter words seems to be stable within specified datasets. So do binary classifications. We varied number of protein sequences in dataset to check classification stability. One can see classifications similarity for various numbers of proteins in dataset Trasferase (Table 7).

Table 7. Optimal classifications dependent on number of proteins in dataset

Proteins number	ACDE FGHI KLMN PQRSTVWY	D_{max}
500	1 0 1 1 0 0 0 1 1 1 1 0 0 0 1 0 0 0 0 0	0,00062
2000	1 0 0 1 0 0 0 1 1 1 1 1 0 1 1 0 0 0 1 0	0,00046
7983	1 0 0 1 0 0 0 1 1 1 1 1 0 1 1 0 0 0 0 0	0,00045

2234	1 0 0 1 0 1 0 1 1 0 1 0 0 1 1 0 1 0 1 0	0,00063
------	---	---------

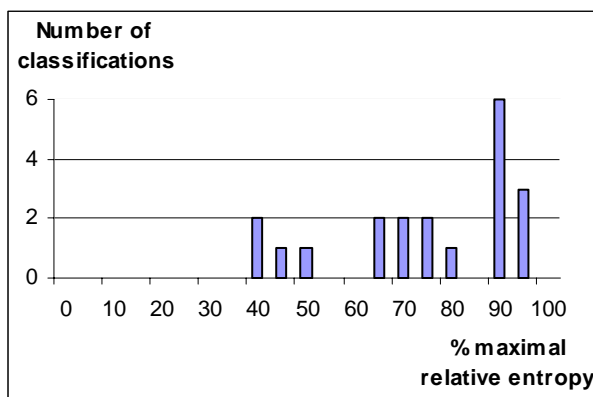
Another source of instability of informational binary classifications are the properties of global maximum. We consider the issue from two points of view: classifications that have relative entropy in neighborhood of its maximal value and relative entropy of classifications that are the nearest neighbors of optimal classification.

We consider the best ten classifications and compare them with optimal classification. Table 8 contains Hemming distances between optimal amino acids classification and another nine classifications with high value of relative entropy for proteomes of Dataset 3. One can conclude that the situation with classification stability seems more optimistic from this point of view. In the neighborhood of maximal relative entropy value classifications are rather similar. As for *E.coli* proteome one can see the forth classification to have high relative entropy value and to be absolutely different from optimal classification. It is the situation with another local maxima close to the global one in the optimality criterion value.

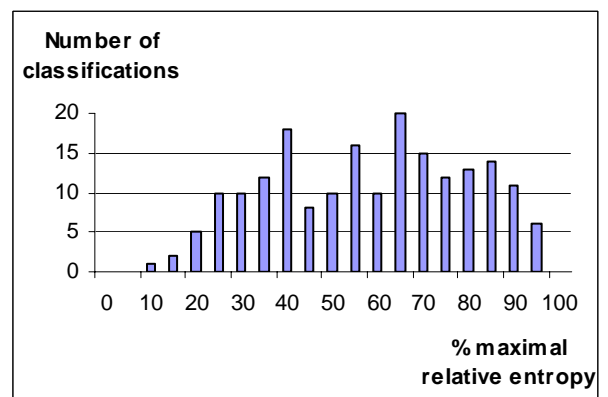
Table 8. Optimal classification matching to classifications with high relative entropy value

9 classifications close to the optimal one	Hemming distance to the optimal informational classification			
	<i>S. cerevisiae</i>	<i>E.coli</i>	<i>C.elegans</i>	<i>A.thaliana</i>
2	2	1	1	1
3	4	1	2	2
4	3	10	1	1
5	1	2	3	3
6	1	2	2	2
7	1	8	2	2
8	6	9	3	3
9	4	7	3	3
10	2	9	2	2

Distribution of relative entropy value for the nearest neighbors of optimal classification looks as follows. Fig. 3 demonstrates relative entropy distribution for one unit Hemming distance neighborhood (Fig.3a) and two units Hemming distance neighborhood (Fig.3b) of optimal classification for *S. cerevisiae* proteome. One unit Hemming distance corresponds to classifications which differ from each other in one amino acid membership. Obviously, optimal classification has 20 one unit neighbors and 190 two unit neighbors.



a)



b)

Fig. 3. Distribution of relative entropy value of the nearest neighbors of optimal classification.
a) 20 one unit Hemming distance neighbors of optimal classification;

b) 190 two units Hamming distance neighbors of optimal classification.

Comparing Fig. 3 and Fig. 1 one can conclude that some sort of informational classification stability exists. One letter neighborhood of optimal classification do have high value of relative entropy.

Combined graph that characterize classification stability and properties of global maximum of relative entropy is presented in Fig. 4. Percentage of one and two unit neighbors of optimal classification in the set of all possible classifications distributed in intervals of relative entropy value is shown. One can see the 90-100% range of maximal relative entropy value is occupied by one and two letter neighbors of optimal classification.

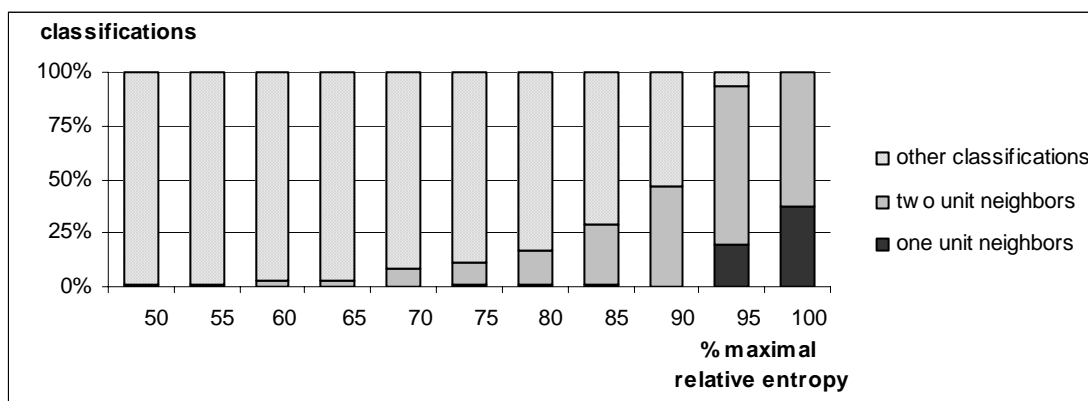


Fig. 4. Percentage of one and two unit neighbors of optimal classification in the set of all possible classifications distributed according to relative entropy value.

In spite of the fact that we have shown classifications properties by the example of some sets of proteins there exists a significant reason to consider these properties to inhere to this type of amino acids informational binary classifications based on words frequencies.

4.2.4. Correlation between informational classification and some natural classifications of amino acids

There are a lot of physicochemical properties of amino acids exist which may serve as a basis of amino acids classification. Here we consider six ones and four of them are various versions of hydrophobicity classification (Table 9). The questions to be answered here are:

- an informativity (or nonrandomness) of proteins recoded to natural binary classifications;
- correlation between informational classification and natural classifications of amino acids.

Table 9. Some natural amino acids binary classifications

Property	A	C	D	E	F	G	H	I	K	L	M	N	P	Q	R	S	T	V	W	Y	Source
Hydrophobic/Polar (HP I)	0	1	0	0	0	0	1	0	0	0	1	0	1	0	1	1	1	0	1	1	[31]
Hydrophobic/Polar (HP II)	1	0	0	1	0	1	1	1	0	0	0	1	1	1	1	1	0	0	0	0	[32]
Hydrophobic/Polar (HP III)	1	0	1	1	1	1	0	1	0	0	1	0	1	0	0	0	0	1	1	1	[33]
Hydrophobic/Polar (HP IV)	1	1	0	0	1	1	1	1	1	1	1	0	0	0	0	0	1	1	1	1	[34]
Big/Small (BS)	1	1	1	0	0	1	0	0	0	0	0	1	1	0	0	1	1	1	0	0	[34]
Charge/Uncharged (CU)	1	1	0	0	1	1	0	1	0	1	1	1	1	1	0	1	1	1	1	1	[34]

Consider protein sequences of the given datasets that are recoded to {0, 1} alphabet according to some physicochemical property mentioned in Table 9. We calculated relative

entropy according to (4) for these recoded datasets to compare information content of protein sequences in natural $\{0, 1\}$ alphabets with maximal information content of proteins in the optimal informational $\{0, 1\}$ alphabet.

Relative entropy for optimal informational classifications (D_{\max}) and that for some natural classifications presented in percentage terms of D_{\max} calculated for protein groups of Dataset 1 are shown in Table 10. As one can see, information content or nonrandomness in pair frequencies given symbol frequencies for natural amino acids binary classifications is rather poor compared to optimal informational classification.

Table 10 Relative entropy for some natural classifications

Datasets	D_{\max}	% of D_{\max}					
		HP I	HP II	HP III	HP IV	BS	CU
Oxidoreductase	0.00234	1	0	14	1	7	11
Cytochrome	0.00660	13	13	13	31	15	41
Phytochrome	0.00736	2	2	6	3	3	4
Nitratoreductase	0.00270	0	5	0	52	0	30
Transferase	0.00062	26	3	11	2	23	21
Isomerase	0.00084	1	17	8	10	5	4
DNA polymerase	0.00071	3	1	21	6	1	4
Oxidase	0.00290	3	2	15	29	2	36

Direct comparison (Table 11) of optimal informational binary classifications and natural binary classifications shows some similarity between 1) informational one and the fourth variant of Hydrophobic / Polar classification, 2) informational one and Charged / Uncharged amino acids classification.

Table 11. Hemming distance between binary informational and binary natural amino acids classifications

		HP I	HP II	HP III	HP IV	BS	CU
Dataset 1	Oxidoreductase	10	9	8	10	6	8
	Cytochrome	9	8	9	3	9	3
	Phytochrome	8	9	10	10	10	6
	Nitratoreductase	9	8	7	3	9	5
	Transferase	10	5	6	6	6	8
	Isomerase	9	4	7	5	7	7
	DNA polymerase	10	5	6	6	6	8
	Oxidase	9	10	7	5	9	5
	ATPasa	7	8	7	3	9	3
Dataset 3	<i>S.cerevisiae</i>	9	8	9	7	5	5
	<i>E.coli</i>	7	8	9	9	9	9
	<i>C.elegans</i>	8	7	10	8	4	10
	<i>A.thaliana</i>	9	10	9	9	9	5
	<i>D.melanogaster</i>	7	8	9	9	9	7
Dataset 2	Membrane	10	9	8	6	6	4
	Globular	8	9	8	8	6	6
	All	8	9	8	8	6	6

4.3. Non-binary classifications

We used the simplest binary informational classifications in order to describe some important things about this kind of amino acids grouping. While the method allows alphabet reduction to any size. An example of amino acids informational classifications in 2 and up to 10 groups are presented in Table 12 (amino acids without group label belong to the “0” group). Classifications were carried out on the basis of frequency dictionary of the length 2 calculated for dataset 2.

Table 12. Non-binary amino acids classifications

Group number	A	C	D	E	F	G	H	I	K	L	M	N	P	Q	R	S	T	V	W	Y	
2	1			1					1	1	1			1	1						
3				2		1			2				1	2	2	1	1				
4			2	2					2				1	3	2	1	1			2	
5	3			2					2	3	3		1	4	2	1	1				
6	3			2		4			2	3	3		1	5	2	1	1	3			
7	2			2		5	3		2	3	2		1	6	3	1	1	5	3		
8	4			2		6	5		2	3	4		5	7	3	1	1			3	
9	4		6	3		7	5		2		4		5	8	2	1	1			6	
10	4		6	3		8	7		2	7	4		5	9	2	1	1			7	6

5. DISCUSSION AND OUTLOOK

We presented the method of informational classification of amino acids based on protein sequences and considered some interesting properties of informational binary classifications. We revealed that informational binary classifications constructed on the basis of 2-letter words frequencies are similar to these based on 3, 4 and 5-letter words frequencies. We showed the existence and uniqueness of optimal classification. We observed some correlation between informational classifications and natural classifications of amino acids such as Hydrophobic/Polar, Big/Small, Charged/Uncharged ones.

The main conclusion to be made here is informational classification instability dependent on amino acids distribution. One can observe rather similar amino acids frequency profiles (Fig.2) within Dataset 1 (another considered Datasets demonstrate the same feature), while classifications are often completely different. Nevertheless some sort of classification stability exists: the nearest neighbors of optimal classification do have high values of relative entropy.

Observed properties of informational classifications together with the fact of similarity of amino acids frequency profiles for various datasets bring us to the conclusion that any protein dataset may serve as a basis of informational amino acids alphabet reduction if it is necessary for solving the problem. Amino acids informational classifications for all datasets as a whole appeared to be rather similar to each other (see Table 13). Protein sequences recoded in any of these reduced alphabets would be very much non-random in two, three, four, five-letter words distribution.

Finely we present a pair comparison of amino acids binary classifications obtained from three sources: 1) informational classifications for Datasets 1, 2, 3 as a whole; 2) some natural classifications; 3) classifications taken from reviewed papers.

Table 13. Hemming distances between various binary classifications

	HP I	HP II	HP III	HP IV	BSI	CU	Data-Set 1	Data-Set 2	Data-Set 3	DataSet 1, 2, 3
Dataset 1	7	10	7	9	9	5	0	6	5	6
Dataset 2	9	8	7	5	7	3	6	0	5	0
Dataset 3	6	9	10	6	10	4	5	5	0	5

Datasets 1,2,3	9	8	7	5	7	3	6	0	5	0
[18]	9	4	7	5	7	7	10	8	9	8
[12]	7	6	7	5	7	7	8	6	7	6
[22]	9	4	7	5	7	7	10	8	9	8
[21]	9	4	7	5	7	7	10	8	9	8
[15]	9	4	7	5	7	7	10	8	9	8
[20]	8	7	6	4	8	2	7	3	4	3
[19] MJ-matrix	8	7	6	6	8	8	7	9	10	9
[19] BLOSSUM	10	5	6	6	6	8	9	9	10	9

Amino acids groupings mentioned in reviewed papers do have moderate similarity with two types of Hydrophobic/Polar classification while informational classifications show similarity to Charged/Uncharged property. Classification of [20] is the only one to be rather close to informational classifications.

Fundamental property of informational classification method is its universal nature: the method may reduce any alphabet on the basis of frequency dictionary of any length. Amino acid sequences are appropriate objects to study the method while its applications may concern various objects and problems. The idea of amino acids to be structural units and the sequence to contain all the information to protein fold and function is the base metaphor in studying amino acids informational classifications. Even considering the simplest version of binary informational classification gives the most nonrandom recoded sequences which allows one to study words distribution and to extract functional units.

However there may be another structural units which determine protein fold and function. We can consider the 400-letter alphabet of amino acid pairs supposing them to be structural units. In this case an alphabet reduction is the key operation in studying words distribution and in particular informational classification can perform this kind of alphabet reduction to be formal, automatic and the most informative.

There are a lot of attempts to classify amino acids based on pair contacts statistics. The method proposed may advance the problem allowing consideration of the set of contacts. The amino acids informational classification makes the set of contacts to be at the most nonrandom. This criterion makes the classification procedure straightforward and clear, and, hence, we hope, it should contribute to protein folding prediction problem.

The nearest steps in informational classification method development and application could be as follows:

1. Computation of optimal 2, 3, 4, and 5-letters alphabets for databases of known protein primary structures (this step is mainly technical and requires massive computations only);
2. The informational classifications analysis of 2 and 3-letters elements of primary structures (after reduction of the initial alphabet to 2-5 symbols);
3. The next step in the hierarchy: the informational classifications analysis of 2 and 3-symbol elements of primary structures presented as a sequence of 2 and 3-letters elements (after reduction of the set of these elements to 2-5 symbols) and so on.

References

1. Chernavskii D.S., Khurgin Iu.I., Shnol' S.E., The "protein-machine" concept and its consequences // *Biofizika*, 1987, 32 (5): 775-781.
2. Kurzynski M., A synthetic picture of intramolecular dynamics of proteins. Towards a contemporary statistical theory of biochemical processes // *Prog. Biophys. Mol. Biol.*, 1998, 69(1): 23-82.
3. Alberts, B., The Cell as a Collection of Protein Machines: Preparing the Next Generation of Molecular Biologists // *Cell*, 1998, V. 92, 291-294.

4. Bugaenko N.N., Gorban A.N., Sapozhnikov A.N. Minimum entropy principle and classification of symbols for revealing statistical regularities in text. //Proceedings of the first International Conference on Bioinformatics of Genome Regulation and Structure, 1998, V.2: 280-282. Online: <http://www.bionet.nsc.ru/bgrs/author/gorban.html> .
5. Kawashima S., Kanehisa M. AAindex: Amino Acid index database // Nucleic Acids Research, 2000, Vol. 28, No.1: 374.
6. Hennetin J., Le T.K., Canard L., Colloc'h N., Mornon J.P., Callebaut I. Non-intertwined binary patterns of hydrophobic/nonhydrophobic amino acids are considerably better markers of regular secondary structures than nonconstrained patterns // Proteins, 2003, May 1; 51(2): 236-44.
7. Phoenix D.A., Harris F. The hydrophobic moment and its use in the classification of amphiphilic structures (review). // Mol Membr Biol, 2002 Jan-Mar, 19(1): 1-10.
8. Eisenberg D., Weiss R.M., Terwilliger T.C. The hydrophobic moment detects periodicity in protein hydrophobicity // Proc Natl Acad Sci U S A, 1984, Jan, 81(1): 140-4.
9. West M.W., Hecht M.H. Binary patterning of polar and nonpolar amino acids in the sequences and structures of native proteins // Protein Sci, 1995, Oct, 4(10): 2032-9.
10. Chan H. S. Folding Alphabets // Nature Struct Biol, 1999, 6: 994-996.
11. Sirabella P., Guiliani A., Colosimo A. Oligopeptides' frequencies in the classification of proteins' primary structure // arXiv: physics / 9807059 v1. 31 Jul 1998.
12. Irbach A., Potthast F. Binary assignments of amino acids from pattern conservation // Protein Eng, 1997, Sep, 10(9): 1013-7.
13. Li H., Tang C., Wingreen N. S. Nature of driving force for protein folding: a result from analysing the statistical potential // Phys. Rev. Lett, 1997, 79: 765-768.
14. Wang J., Wang W. A computational approach to simplifying the protein folding alphabet // Nature Struct Biol, 1999, 6: 1033-1038.
15. Wang J, Wang W. Grouping of residues based on their contact interactions. // Phys Rev E Stat Nonlin Soft Matter Phys, 2002, Apr, 65(4 Pt 1): 041911.
16. Wang J, Wang W. Modeling study on the validity of a possibly simplified representation of proteins // Phys Rev E, 2000, Jun, 61(6 Pt B): 6981-6.
17. Fan K, Wang W. What is the minimum number of letters required to fold a protein? // J Mol Biol, 2003, May 9, 328(4): 921-6.
18. Cieplak M., Holter N.S., Maritan A., Banavar J.R. Amino acids classes and protein folding problem // J. Chem. Phys, 2001, 114: 1420-1423.
19. Liu X., Liu D., Qi J., Zheng W.-M. Simplified amino acids alphabets based on deviation of conditional probability from random background // Phys. rev.E, 2002, V.66: 021906.
20. Murphy LR, Wallqvist A, Levy RM. Simplified amino acid alphabets for protein fold recognition and implications for folding // Protein Eng, 2000, Mar, 13(3): 149-52.
21. Li T, Fan K, Wang J, Wang W. Reduction of protein sequence complexity by residue grouping // Protein Eng, 2003, May, 16(5): 323-30.
22. Chen H., Zhou X., Ou-Yang Z.-C. Classification of amino acids based on statistical results of known structures and cooperativity of protein folding // Phys. rev.E, 2002, V.65: 061907.
23. Liu X., Zhang L.-M., Guan S., Zheng W.-M. Distances and classification of amino acids for different protein secondary structure // Phys. rev.E, 2003, V.67: 051927.
24. Solis AD, Rackovsky S. Optimally informative backbone structural propensities in proteins // Proteins, 2002, Aug 15, 48(3): 463-86.
25. Mintseris J., Weng Zh. Optimizing Protein Representations with Information Theory // Genome Informatics, 2004, 15(1): 160-169.
26. Gorban A.N., Popova T.G., Sadovsky M.G. Classification of Symbol Sequences over their Frequency Dictionaries: Towards the Connection Between Structure and Natural Taxonomy. // Open Sys. & Information Dyn, 2000, No.7: 1-17.

27. Gorban A.N., Popova T.G., Sadovsky M.G., Wunsch D.C. Information content of the frequency dictionaries, reconstruction, transformation and classification of dictionaries and genetic texts // Smart Engineering System Design, 2001, V.11: 657-663.
28. Bugaenko N.N., Gorban A.N., Sadovsky M.G. Maximum entropy method in analysis of genetic text and measurement of its information content // Open System & Information Dynamics, 1998, V.5, No.3: 265-278.
29. Swiss Institute of Bioinformatics website, Expert Protein Analysis System <http://expasy.org/>
30. European Bioinformatics Institute website <http://www.ebi.ac.uk>
31. Soviet Chemical Encyclopedia / Soviet Encyclopedia Publishing, Moscow, 1988.
32. Branden C., Tooze J. Introduction to Protein Structure / Garland Publishing, Inc., New York, 1998.
33. Mirmiy L, Shakhnovich E. Evolutionary conservation of folding nucleus // Journal of Molecular Biology, 2001, Vol.308: 123-129.
34. National Institute for Biotechnical information website <http://www.ncbi.nlm.nih.gov>