

Generating phase shifts from pseudo state energy shifts

J.Mitroy*

Faculty of Technology, Charles Darwin University, Darwin NT 0909, Australia

M.W.J.Bromley†

Department of Physics, San Diego State University, San Diego CA 92182, USA

(Dated: October 8, 2018)

A simple way to generate low energy phase shifts for elastic scattering using bound-state calculations is postulated, validated and applied to the problem of e^+ -Mg scattering. The essence of the method is to use the energy shift between a small reference calculation and the largest possible calculation of the lowest energy pseudo-state to tune a semi-empirical optical potential. The $L = 1$ partial wave for e^+ -Mg scattering is predicted to have a shape resonance at an energy of about 0.13 eV. The value of Z_{eff} at the center of the resonance is about 1500.

PACS numbers: 34.85.+x, 34.80.Bm, 31.25.Jf, 03.65.Nk

One of the most technically demanding problems in quantum physics is the scattering problem, i.e. the prediction of the reaction probabilities when two objects collide [1]. The underlying difficulty lies in the unbounded nature of the wave function. This leads to a variety of computational and analytic complications that are simply absent in bound state calculations, e.g. the Schwartz singularities that occur in the Kohn variational method for scattering [2, 3].

One strategy adopted to solve scattering problems is to use bound state methods. There are numerous examples of such approaches, one of the most popular being the R -matrix methods that rely on the solutions of the Schrodinger equation in a finite sized cavity to determine the behaviour of the wave function in the interaction region [1]. The total wave function is then constructed by splicing the inner wave function onto the asymptotic wave function.

However, despite the considerable activity in this area, there are a number of problems that are beyond resolution. The e^+ -atom problem is a notoriously hard numerical problem since the atomic electrons tend to localize around the positron, thus giving a very slowly convergent partial wave expansion of the wave function inside the interaction region (this should not be confused with the partial wave expansion of the asymptotic wave function) [4, 5, 6, 7]. For example, the dimensionality of the equations to be solved to achieve a given accuracy are about 5 times larger for e^+ -H scattering than for e^- -H scattering. At present, there are a number of positron collision problems that are simply inaccessible with existing approaches [7].

This article had its origin in a particular scattering problem, namely the determination of the near threshold phase shifts for positron scattering from the di-valent group II and IIB atoms. The dimension of the secular equations for bound state calculation on such systems are very large, for example a CI calculation of the e^+ -Ca $^2P^o$ state resulted in equations of dimension 874,448 [8].

Application of the CI-Kohn approach [9] to determine the phase shifts for e^+ -Mg scattering in the $^2P^o$ channel would result in linear equations that are simply too large ($\approx 1,000,000$) to be solved by direct methods. Iterative methods do exist, but there are no robust methods that absolutely guarantee convergence [10]. It is likely that the development of an efficient linear solver for the class of problems that arise from a basis set treatment of quantum scattering would involve a good deal of initial effort and experimentation. There is, however, a great deal of experience in obtaining the lowest eigenvalues of large symmetric matrices [11].

The idea behind the current method lies closest to the trivial R -matrix method [12] which is exploited in Quantum Monte Carlo (QMC) calculations of scattering [13]. In the QMC, one extracts the phase shift by comparing the zero point energy of a finite size cavity to the energy of the system wave function in the same cavity. In the present method, the phase shift is extracted from the energy shift when a reference wave function is enlarged in size to account for short and long range correlations. The method is applied to e^+ -Mg scattering in the $^2P^o$ symmetry and used to predict the existence of a prominent shape resonance at 0.13 eV incident energy. This is noteworthy since shape resonances are currently unknown in e^+ -atom or e^+ -molecule scattering [14].

Our method proceeds as follows. The initial calculation uses a reference CI wave function of product form, viz

$$\Psi_0 = \Phi_{\text{gs}}(\mathbf{X})\phi_0(\mathbf{r}) . \quad (1)$$

The wave function of the parent atom is $\Phi_{\text{gs}}(\mathbf{X})$ where \mathbf{X} is the collective set of target coordinates. The wave function of the projectile is $\phi_0(\mathbf{r})$. In general, ϕ_0 is a linear combination of a finite number of square-integrable functions designed to give a good representation of the wave function in a bounded interaction region. The energy expectation, E_0 is given by

$$E_0 = \langle \Psi_0 | H_{\text{exact}} | \Psi_0 \rangle . \quad (2)$$

The wave function Ψ_0 is then augmented by a very large number of additional functions to represent the correlations between the projectile and the target constituents. This augmented trial function is

$$\Psi_1 = \Phi_{\text{gs}}(\mathbf{X})\phi_0(\mathbf{r}) + \sum_{i,j} c_{i,j} \Phi_i(\mathbf{X})\phi_j(\mathbf{r}) . \quad (3)$$

The trial wave function Ψ_1 is used to diagonalize H_{exact} giving an energy of E_1 . The additional functions do not include any that have the same sub-symmetries as those comprising Ψ_0 .

Next, a semi-empirical potential of the form

$$V_{\text{pol}} = \frac{\alpha_d}{2r^4} (1 - \exp(-r^6/\rho^6)) , \quad (4)$$

is added to H_{exact} (α_d is the dipole polarizability). This potential only acts on the scattering projectile. Then Ψ_0 is used to diagonalize $H_{\text{exact}} + V_{\text{pol}}$ giving E_{pol} . The parameter ρ in eq. (4) is adjusted until $E_{\text{pol}} = E_1$. Figure 1 is a schematic diagram outlining this procedure.

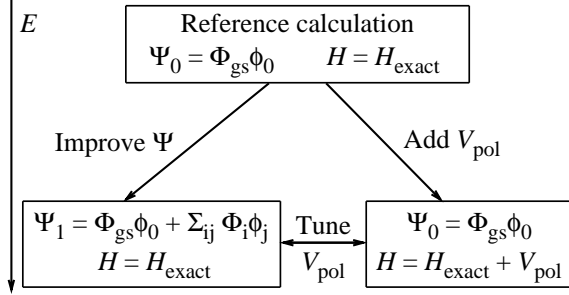


FIG. 1: Schematic diagram showing the strategy used to tune the semi-empirical optical potential.

In the final stage, Ψ_0 is modified to permit $\phi_0(\mathbf{r})$ to describe continuum solutions,

$$\Psi_{\text{continuum}} = \Phi_{\text{gs}}(\mathbf{X})\phi_{\text{continuum}}(\mathbf{r}) . \quad (5)$$

The phase shifts of $H_{\text{exact}} + V_{\text{pol}}$ are then obtained by using $\Psi_{\text{continuum}}$ as the scattering wave function.

The method is verified by computing the low energy phase shifts and annihilation parameters for s -wave e^+ -H scattering. The reference wave function, Ψ_0 , consisted of the hydrogen atom ground state multiplied by a positron basis of 30 $\ell = 0$ Laguerre type orbitals. The energy and annihilation rate of Ψ_0 are given in Table I.

A sequence of successively larger calculations with J (the maximum ℓ value of any orbital included in the basis) were done up to $J = 12$. The energies at a given J , $\langle E \rangle_J$, and annihilation rates, $\langle \Gamma \rangle_J$, are given in Table I. A major problem affecting CI calculations of positron-atom interactions is the slow convergence of the energy with J [5, 6, 15]. One way to determine the $J \rightarrow \infty$ energy, $\langle E \rangle_\infty$, is to make use of an asymptotic analysis. It has been shown that successive increments,

TABLE I: Results of CI calculations for the $1S^e$ symmetry of e^+ -H for a series of J . The number of electron (N_e) and positron (N_p) orbitals are listed. The total number of two-body functions in the CI basis are in the N_{CI} column. Energies are given in Hartree while spin-averaged annihilation rate (Γ) are given in units of 10^9 s^{-1} (Γ for Ψ_0 is for the tuned V_{pol}). Also given are the extrapolations to the $J \rightarrow \infty$ limits using eq. (6).

J	N_e	N_p	N_{CI}	$\langle E \rangle_J$	$\langle \Gamma \rangle_J$
Ψ_0	1	30	30	-0.49772560	0.00089605
9	250	259	6511	-0.49797210	0.0040914253
10	274	283	7087	-0.49797276	0.0042047713
11	298	307	7663	-0.49797325	0.0042994659
12	322	331	8239	-0.49797360	0.0043795165
$J \rightarrow \infty$ extrapolations					
1-term eq. (6)				-0.49797439	0.005341190
2-term eq. (6)				-0.49797509	0.005334089
3-term eq. (6)				-0.49797509	0.005264739

$\Delta E_J = \langle E \rangle_J - \langle E \rangle_{J-1}$, to the energy can be written as an inverse power series [6, 16, 17, 18, 19], viz

$$\Delta E_L \approx \frac{A_E}{(L + \frac{1}{2})^4} + \frac{B_E}{(L + \frac{1}{2})^5} + \frac{C_E}{(L + \frac{1}{2})^6} + \dots \quad (6)$$

The $J \rightarrow \infty$ limits have been determined by fitting sets of $\langle E \rangle_J$ values to asymptotic series with either 1, 2 or 3 terms. The linear factors, A_E , B_E and C_E for the 3-term expansion are determined at a particular J from 4 successive energies ($\langle E \rangle_{J-3}$, $\langle E \rangle_{J-2}$, $\langle E \rangle_{J-1}$ and $\langle E \rangle_J$). Once the linear factors have been determined it is trivial to sum the series to ∞ [6, 19, 20] (the $J \rightarrow \infty$ limits are given in Table I).

The trial function Ψ_0 was then used to diagonalize the Hamiltonian with an additional polarization potential ($\alpha_d = 4.5 a_0^3$). The energy from this calculation matches the 3-term extrapolation in Table I when $\rho = 2.0495 a_0$. This value of ρ is very close to a value of $\rho = 2.051 a_0$ that was obtained when a polarization potential of this form was tuned to a very accurate phase shift in a semi-empirical investigation of e^+ -H scattering [21]. The phase shifts obtained by integrating the Schrodinger equation for the model Hamiltonian with $\rho = 2.0495 a_0$ are depicted in Figure 2 and the level of agreement with the close to exact phase shifts could hardly be better.

Besides obtaining phase shifts, this procedure was used to determine the annihilation parameter, Z_{eff} . In this case the extrapolation to the $J \rightarrow \infty$ limits were done with an asymptotic series similar as eq. (6) but with the leading order starting as $A_\Gamma/(J + 1/2)^2$. The ratio between the annihilation rates calculated with Ψ_0 and Ψ_1 can be equated with the enhancement factor, G , for s -wave e^+ -H scattering [21]. The 2-term extrapolation is chosen for the evaluation of the ratio since lack of completeness in the finite dimension radial basis will have a

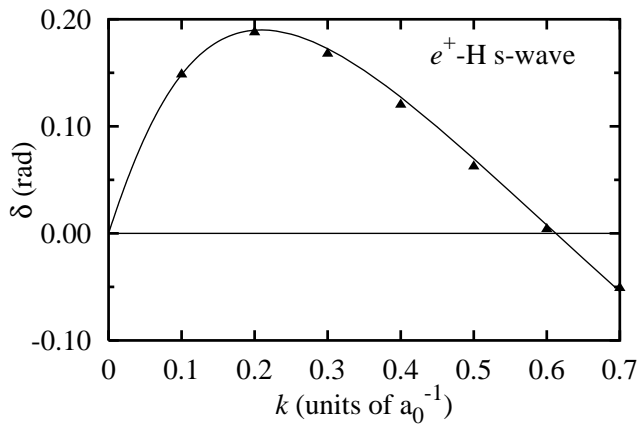


FIG. 2: The phase shift for e^+ -H scattering in the s -wave as a function of k (in units of a_0^{-1}). The solid line shows the results of the present calculation while the triangles show the close to exact phase shifts of Bhatia *et al* [22].

bigger effect on the 3-term extrapolation [6, 19]. With this choice the enhancement factor becomes $G = 5.95$, which is within 1.5% of the enhancement factor chosen by normalization to a very accurate T -matrix close coupling calculation [21, 23]. The predicted Z_{eff} , although not shown, lie within 5% of those of Bhatia *et al* [24] over the $k \in [0, 0.7] a_0^{-1}$ range.

This approach to computing the phase shifts was applied to the determination of e^+ -Mg scattering in the $L_T = 1$ partial wave. The treatment of Mg requires the use of a frozen core approximation whose details have been discussed elsewhere [6, 25], so only the briefest description is given here. The model Hamiltonian is initially based on a Hartree-Fock (HF) wave function for the Mg ground state. The core orbitals are then frozen. The impact of the direct and exchange part of the HF core interactions on the active particles are computed without approximation. One- and two-body semi-empirical core-polarization potentials are then added to the potential. The adjustable parameters of the core-polarization potential are defined by reference to the spectrum of Mg^+ [25].

The e^+ -Mg CI basis was constructed by letting the two electrons and the positron form all the possible configuration with a total angular momentum of $L_T = 1$, with the two electrons in a spin-singlet state, subject to the selection rules,

$$\max(\ell_0, \ell_1, \ell_2) \leq J, \quad (7)$$

$$\min(\ell_1, \ell_2) \leq L_{\text{int}}, \quad (8)$$

$$(-1)^{(\ell_0 + \ell_1 + \ell_2)} = -1. \quad (9)$$

In these rules ℓ_0 , ℓ_1 and ℓ_2 are respectively the orbital angular momenta of the positron and the two electrons.

The Hamiltonian for the e^+ -Mg $2P^o$ state was diago-

TABLE II: Results of CI calculations for the $2P^o$ state of e^+ -Mg for a series of J ($L_{\text{int}} = 3$). The threshold for binding is -0.83285190 Hartree. Most aspects of the Table are similar to those of Table I.

L_{max}	N_e	N_p	N_{CI}	$\langle E \rangle_J$	$\langle \Gamma \rangle_J$
Ψ_0		20	20	-0.82525710	0.029828
11	172	174	651006	-0.82806307	0.12800208
12	186	188	724506	-0.82817969	0.14306354
13	200	202	798006	-0.82827695	0.15662562
14	214	216	871506	-0.82835799	0.16873961
$J \rightarrow \infty$ extrapolations					
1-term eq. (6)				-0.82871101	0.338475
2-term eq. (6)				-0.82884022	0.373490
3-term eq. (6)				-0.82886332	0.315877

nalized in a CI basis constructed from a large number of single particle orbitals, including orbitals up to $\ell = 14$. The two electrons were in a spin singlet state. There was a minimum of 14 radial basis functions for each ℓ . There were 20 $\ell = 1$ positron orbitals. The largest calculation was performed with $J = 14$ and $L_{\text{int}} = 3$. The parameter L_{int} was set to $L_{\text{int}} = 3$ since this is mainly concerned with describing the more quickly converging electron-electron correlations [25]. The secular equations were solved with the Davidson algorithm [11].

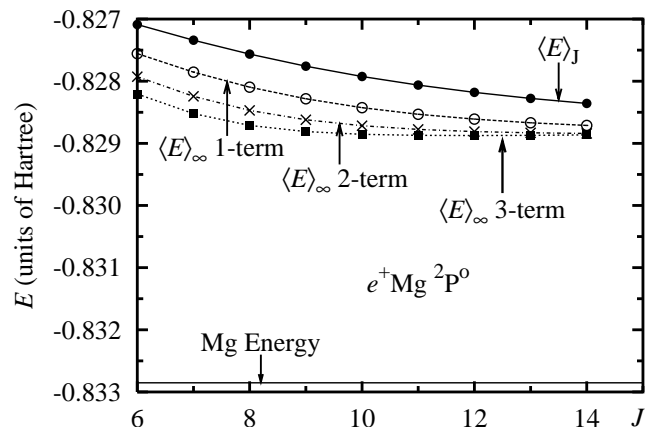


FIG. 3: The energy of the $2P^o$ state of e^+ -Mg as a function of J . The directly calculated energy is shown as the solid line while the $J \rightarrow \infty$ limits using eq. (6) with 1, 2 or 3 terms are shown as the dashed lines. The Mg + e^+ dissociation threshold is shown as the horizontal line.

First, it is necessary to get the Mg ground state energy in this basis. The limitation $L_{\text{int}} = 3$ means that only a single electron in the model atom can have $\ell > 3$. Translating this to an equivalent CI calculation for the Mg ground state resulted in an energy of $E = -0.83285190$ Hartree (energy given relative to the Mg^{2+} core).

The energy and annihilation rate of the $e^+ \text{Mg } 2\text{P}^o$ state as a function of J are given in Table II. Figure 3 shows the running estimates of $\langle E \rangle_\infty$ with the $J \rightarrow \infty$ extrapolations as a function of J . It is clear that none of calculations indicate the existence of a bound state, but the energy shift algorithm has to be applied to determine whether this is due to the finite basis size.

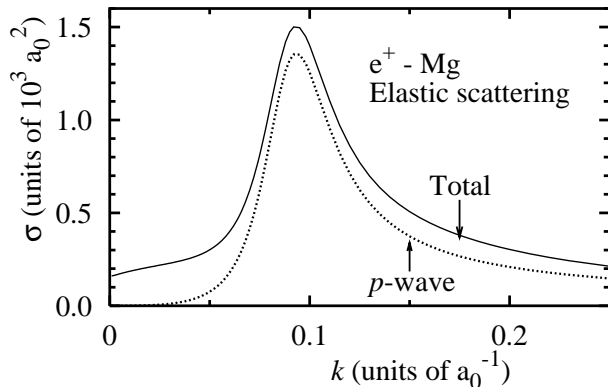


FIG. 4: The elastic scattering cross section for $e^+ \text{-Mg}$ scattering in energy region below the Ps-formation threshold. The solid line shows the total cross section while the dashed curve shows the partial cross section of the $\ell = 1$ partial wave.

A polarization potential given by eq. (4) with $\alpha_d = 72 a_0^3$ [21, 25] (the Mg ground state polarizability) was added to original Hamiltonian and ρ was tuned until an energy shift of 0.003588 ($= -0.82886332 + 0.82525710$) Hartree was achieved. Figure 4 shows the elastic cross section for $e^+ \text{-Mg}$ scattering below the Ps formation threshold (at $k \approx 0.25 a_0^{-1}$). The cutoff parameters in eq. (4) were set to $\rho = 3.032 a_0$ for the s -wave [21] and $\rho = 2.573 a_0$ (derived here) for all the other partial waves. The elastic cross section in this energy region is almost completely dominated by a p -wave shape resonance with its center near $k \approx 0.10 a_0^{-1}$.

The value of Z_{eff} at the resonance peak was about 1500. This was determined by using an enhancement factor of $G = 12.5 = 0.3735/0.02983$ for valence annihilation. It is likely that this is an underestimate since a lack of completeness in the finite dimension radial basis usually leads to annihilation rates being too small [6].

To summarize, a novel technique has been used to demonstrate the existence of a shape resonance in $e^+ \text{Mg}$ scattering which has the virtue of being readily detectable. The phase shift calculations were performed using a semi-empirical method [21] with a tuned potential. The tuning of a semi-empirical optical potential to features such as bound state energies and resonance positions is well known. The unique feature of the present approach is that the optical potential is tuned to the energy shift of a positive energy pseudo-state. This approach to the calculation of phase shifts can be applied to

other scattering systems which are currently inaccessible using existing techniques.

The calculations upon the $e^+ \text{Mg}$ system were performed on Linux clusters hosted at the SDSU Computational Sciences Research Center and the South Australian Partnership for Advanced Computing (SAPAC) and the authors would like to thanks to Grant Ward and Dr. James Otto for their assistance. The authors also thank Prof. Bob McEachran for a critical reading of the manuscript.

* Electronic address: jxm107@rsphysse.anu.edu.au

† Electronic address: mbromley@physics.sdsu.edu

- [1] P. G. Burke and C. J. Joachain, *Theory of electron-atom collisions. Part 1 potential scattering* (Plenum, New York, 1995).
- [2] C. Schwartz, Ann. Phys. NY **16**, 36 (1961).
- [3] R. K. Nesbet, *Variational methods in electron-atom scattering theory* (Plenum, New York, 1980).
- [4] K. Higgins, P. G. Burke, and H. R. J. Walters, J. Phys. B **23**, 1345 (1990).
- [5] J. Mitroy and G. G. Ryzhikh, J. Phys. B **32**, 2831 (1999).
- [6] J. Mitroy and M. W. J. Bromley, Phys. Rev. A **73**, 052712 (2006).
- [7] E. A. G. Armour, J. Franz, and J. Tennyson, *Explicitly Correlated Wavefunctions* (CCP6, Daresbury, 2006).
- [8] M. W. J. Bromley and J. Mitroy, Phys. Rev. Lett. **97**, 183402 (2006).
- [9] M. W. J. Bromley and J. Mitroy, Phys. Rev. A **67**, 062709 (2003).
- [10] Y. Saad, ed., *Iterative Methods for Sparse Linear Systems* (PWS Publishing, Boston, 2000).
- [11] A. Stathopoulos and C. Froese Fischer, Comput. Phys. Commun. **79**, 268 (1994).
- [12] I. C. Percival, Proc. Phys. Soc. A **70**, 494 (1957).
- [13] Y. Alhassid and S. E. Koonin, Ann. Phys. **155**, 108 (1984).
- [14] C. M. Surko, G. F. Gribakin, and S. J. Buckman, J. Phys. B **38**, R57 (2005).
- [15] J. Mitroy, M. W. J. Bromley, and G. G. Ryzhikh, J. Phys. B **35**, R81 (2002).
- [16] C. Schwartz, Phys. Rev. **126**, 1015 (1962).
- [17] D. P. Carroll, H. J. Silverstone, and R. P. Metzger, J. Chem. Phys. **71**, 4142 (1979).
- [18] R. N. Hill, J. Chem. Phys. **83**, 1173 (1985).
- [19] M. W. J. Bromley and J. Mitroy, Int. J. Quantum Chem. **107**, in press (2006).
- [20] S. Salomonsen and P. Oster, Phys. Rev. A **40**, 5559 (1989).
- [21] J. Mitroy and I. A. Ivanov, Phys. Rev. A **65**, 042705 (2002).
- [22] A. K. Bhatia, A. Temkin, R. J. Drachman, and H. Eisner, Phys. Rev. A **3**, 1328 (1971).
- [23] G. G. Ryzhikh and J. Mitroy, J. Phys. B **33**, 2229 (2000).
- [24] A. K. Bhatia, R. J. Drachman, and A. Temkin, Phys. Rev. A **9**, 223 (1974).
- [25] M. W. J. Bromley and J. Mitroy, Phys. Rev. A **65**, 062505 (2002).