

Viscosity of high crystal content melts: dependence on solid fraction

Antonio Costa

Centre for Environmental and Geophysical Flows, Department of Earth Sciences, University of Bristol

The rheological properties of suspensions containing high solid fractions are investigated. Attention is focused on viscosity of silicate and magmatic melt systems. A general empirical equation which describes the relative viscosity of suspensions as a function of suspended solid fraction is proposed. In the limit of very dilute solid concentrations it reduces to the Einstein equation. The proposed relationship is satisfactorily applied to reproduce available experimental data relative to silicate melts. Moreover, the extrapolation of the model to very high concentrations is compared with experimental observations on partially-melted granite.

1. Introduction

The rheology of suspensions with high solid fraction is of interest in many fields, from industry [Liu, 2000] to magma transport processes [Lejeune and Richet, 1995]. Regarding magma rheology at high solid fractions, there is little reliable experimental data about crystal-content viscosity dependence, even though magma viscosity is a fundamental property governing mass transport in volcanological processes. This is mainly due to the difficulty in performing experiments on magma containing crystals, as well as to the difficulty in interpreting the results because of the numerous factors that influence the rheology of partially crystallised magma [Pinkerton and Stevenson, 1992; Lejeune and Richet, 1995; Saar et al., 2001]. However, since magma viscosity controls magma transport, when modelling many volcanic processes (e.g. dome growth) there is a need to estimate crystal-content viscosity dependence even in the limit of very high crystal content where no experimental observations are available [see e.g. Melnik and Sparks, 1999, 2002]. In the first part of this paper I shortly review the most common parameterisations proposed for the rheology of concentrated suspensions, then I propose a new equation describing the relative viscosity as function of the solid content. Such an equation is able to reproduce the available experimental data, reducing to the well established relationships for dilute suspensions. Finally, I apply the proposed parameterisation to fit data on silicate melts [Lejeune and Richet, 1995] and to describe the trend of viscosity of partially-melted granite [van der Molen and Paterson, 1979].

2. Viscosity of very concentrated suspensions

One century ago Einstein [1906] predicted that in the case of a very diluted suspension of solid spherical non-interacting particles, the relative viscosity η (defined as the ratio of suspension viscosity on that of the suspending medium) is

$$\eta = (1 + B\phi) \quad (1)$$

where ϕ is the volume fraction of particles (defined as the ratio of volume occupied by particles on total volume of suspension), and B is the Einstein coefficient with a theoretical value $B = 2.5$ [from

experiments for $\phi \rightarrow 0$, it ranges from 1.5 to 5, Jeffrey and Acrivos, 1976]. Considering eq. (1) as a starting point, many rheologists have attempted to find a formula for the effective viscosity η in terms of ϕ , i.e. $\eta = \eta(\phi)$. For spherical particles having different sizes, Roscoe [1952] and independently Brinkmann [1952] showed that (1) implies a relative viscosity given by:

$$\eta = (1 - \phi)^{-2.5} \quad (2)$$

In the derivation of eq. (1) particle interactions are completely neglected. In order to extend the validity of (2) to suspensions containing a high concentration of spheres, Roscoe [1952] introduced the concept of critical fraction ϕ_m at which incompressible solid would prevent any flow:

$$\eta = \left(1 - \frac{\phi}{\phi_m}\right)^{-2.5} \quad (3)$$

For spheres of equal size, the relative maximum packing density is $\phi_m \simeq 0.74$, for a random loose packing is around 0.60, whereas for spheres of very diverse sizes ϕ_m cannot be greater than $\simeq 0.93$ [$\phi_m \simeq 0.87$ for a polydisperse random sphere packing, Kansal et al., 2002]. Eq. (3) is an attempt to describe η in terms of ϕ starting from first principles, but as it has been shown [Jeffrey and Acrivos, 1976], no simple single functions (i.e. $\eta = \eta(\phi)$) can exist because suspended particles can be subjected to thermal, electrical and hydrodynamic interactions and moreover particle shapes and particle size distribution play an important role that cannot be easily incorporated into a simple form. At present, there is no rigorous theory [Hercynski and Pienkowska, 1980]. For these reasons any proposed function that can fit experimental data must contain adjustable parameters. For instance, a semi-empirical generalisation of (3) due to Krieger and Dougherty [1959] is:

$$\eta = \left(1 - \frac{\phi}{\phi_m}\right)^{-B\phi_m} \quad (4)$$

that in the limit $\phi \rightarrow 0$ reduces to $1 + B\phi$. In this way B can be interpreted as an Einstein coefficient. Actually, ϕ should be viewed generally as an effective volume fraction [Quemada, 1998]. For concentrated suspensions, no satisfactory theory comparable with that for diluted concentrations exists [Jeffrey and Acrivos, 1976], but a variety of empirical equations have been suggested for description of $\phi - \eta$ relationship [see e.g. Gay et al., 1969; Dabak and Yucel, 1986; Liu, 2000]. All the proposed parameterisations for concentrated suspensions assume that there is a critical solid fraction ϕ_m at which the viscosity tends to be infinite. From a physical point of view it is instead natural to assume that when the solid fraction reaches ϕ_m a rheological transition occurs from a regime where the rheology is basically determined by the liquid phase to a regime where the effect of crystals is predominant and the viscosity values are much higher [Lejeune and Richet, 1995; van der Molen and Paterson, 1979]. In the latter regime the rheology is more complicated than in the first one, the suspension becomes markedly non-Newtonian exhibiting a yield stress and the liquid-solid system can behave like a fluid or a solid depending on the stress applied on it. Only an effective viscosity value can be inferred for these systems [van der Molen and Paterson, 1979]. Experimental results obtained by Lejeune and Richet [1995] for crystal-bearing melts

clearly suggest this rheological transition.

Based on this idea, in order to reproduce this transition between the two different rheological regimes, *Melnik and Sparks* [1999, 2002] utilised the following parameterisation:

$$\eta = \theta_0 \exp \left\{ \arctang[\omega(\phi - \phi_*)] + \frac{\pi}{2} \right\} \quad (5)$$

where θ_0 , ω and ϕ_* are three adjustable parameters that must be chosen by best fitting. We must note that in the limit of small ϕ , (5) does not recover eq. (1).

Our purpose in the next section is to find a more general $\phi - \eta$ parameterisation that (i) describes the aforementioned rheological transitions, (ii) is able to reproduce the few available data of viscosity for high crystal content silicate melts [*Lejeune and Richet*, 1995], (iii) contains adjustable parameters easy to interpret from a physical point of view, and (iv) in the limit of small ϕ reduces to the equations valid for dilute systems.

3. Proposed parameterisation

Considering eq. (3) as the starting point, we assume a relationship $\phi - \eta$ of the following form:

$$\eta = [1 - F(\phi, \alpha, \beta, \gamma)]^{-B/\alpha} \quad (6)$$

where B is Einstein's coefficient (theoretically $B = 2.5$), α, β, γ are three adjustable parameters (they should allow us to reproduce a linear, an intermediate and an asymptotic behaviour) and F is a general function which has a rapid asymptotic behaviour for large ϕ whereas is linear as $\phi \rightarrow 0$. As a general function we choose F proportional to the error function, i.e. the integral of the Gaussian distribution: $\text{erf}(x) \equiv \frac{2}{\sqrt{\pi}} \int_0^x \exp(-t^2) dt$ limited at $x \geq 0$. This function has the appropriate features mentioned above and the Taylor expansion near $x = 0$ gives:

$$\text{erf}(x) = \frac{2}{\sqrt{\pi}}x - \frac{2}{3\sqrt{\pi}}x^3 + O(x^4) \quad (7)$$

We assume:

$$\eta = [1 - \alpha \text{erf}(\phi, \beta, \gamma)]^{-B/\alpha} \quad (8)$$

where the argument of the error function must contain a term linear in ϕ and a non-linear term which permits a rapid saturation for large ϕ and it is able to incorporate the non-linear corrections in the intermediate range. The final form we adopt is the following:

$$\eta(\phi) = \left\{ 1 - \alpha \text{erf} \left(\frac{\sqrt{\pi}}{2} \phi \left[1 + \frac{\beta}{(1-\phi)^\gamma} \right] \right) \right\}^{-B/\alpha} \quad (9)$$

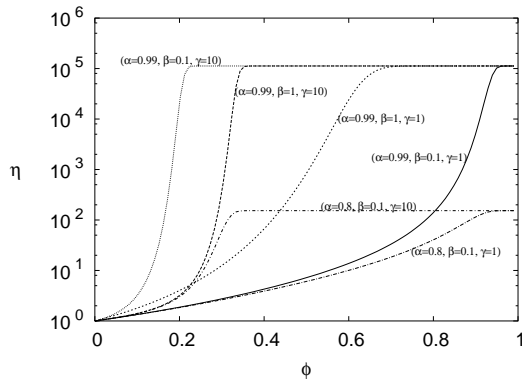


Figure 1. Graphic of the relationship (9) for different parameter values. Triplets near the curves indicate the corresponding values of (α, β, γ) .

where $0 < \alpha < 1$. In this way, if it needs, the relative viscosity can assume all the value from 1 to infinity (see Figure 1 where relationship (9) is shown for different parameter values). When the argument of the function $\text{erf}(x)$ is < 1 (i.e. as we can neglect terms of the third order in the Taylor expansion), relationship (9) tends to:

$$\eta(\phi) = \left\{ 1 - \alpha \phi \left[1 + \frac{\beta}{(1-\phi)^\gamma} \right] \right\}^{-B/\alpha} \quad (10)$$

The critical fraction ϕ_c at which a sharp rheological change occurs can be estimated considering that value of ϕ at which the argument of the function $\text{erf}(x)$ is close to the unit:

$$\phi \left[1 + \frac{\beta}{(1-\phi)^\gamma} \right] \approx \frac{2}{\sqrt{\pi}} \quad (11)$$

The numerical solution of (11) furnish an estimate of ϕ_c . For $\phi \lesssim \phi_c$ we can recover a relationship similar to (4): $\eta(\phi) \approx (1 - \alpha \phi / \phi_c)^{-B/\alpha}$. Finally, for very small ϕ (i.e. as we can neglect terms of the second order in the Taylor expansion), eq. (9) becomes:

$$\eta(\phi) \simeq (1 + B_* \phi) \quad (12)$$

where $B_* = (1 + \beta)B$ is an Einstein coefficient and β can be viewed as a correction to the theoretical value of B due to the non-linear term in the argument of F .

A physical interpretation of the empirical parameters that appear in eq. (9) can be obtained from the relationships written above and from Figure 1. Concerning α , directly from (9) we can see that it gives the maximum relative viscosity in the limit of high fraction solid: $\eta_{max} \equiv (1 - \alpha)^{-B/\alpha}$. β and γ parameters indicate the importance of non-linear effects in the argument of the $\text{erf}(x)$ function. Figure 1 shows that β mainly controls the value of the critical fraction ϕ_c (small β values correspond to smaller ϕ_c). From (12), it is possible to impose for β an upper limit $\lesssim 2$ in order to maintain B_* within the typical range measured in experiments. Finally, from Figure 1 we can see that γ (here assumed to be greater than unity) determines the curve slope between the two regimes (a measure of the "rapidity" to reach the asymptotic viscosity) and hence the width of the transition region. Generally, we assume that values of all three parameters α, β and γ can be shear-dependent.

4. Fitting of experimental data

For what concerns viscosity of partially crystallised silicate melts as a function of crystal volume fraction, only very few data are

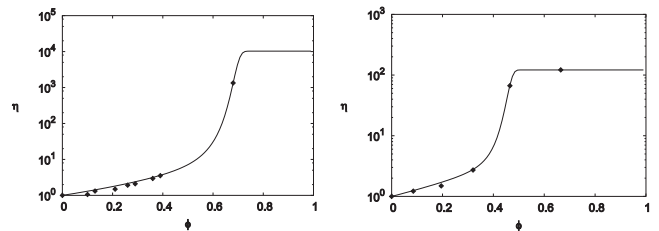


Figure 2. Measured [*Lejeune and Richet*, 1995, dots] and predicted (eq. (9), lines) values for viscosity-crystal fraction relationship in partially crystallised $\text{Mg}_3\text{Al}_2\text{Si}_3\text{O}_{12}$ (left) and $\text{Li}_2\text{Si}_2\text{O}_5$ (right). Considering a relative error of about 15%, the best fitted values $\alpha = 0.9725; 0.7735$ (i.e. $\eta_{max} = 1.03 \times 10^4; 1.21 \times 10^2$), $\beta = 0.0096; 0.0014$, $\gamma = 4.43; 11.81$ give $\chi^2 = 0.8; 0.25$ for $\text{Mg}_3\text{Al}_2\text{Si}_3\text{O}_{12}$ and $\text{Li}_2\text{Si}_2\text{O}_5$ respectively. The correlation coefficient is practically equal to 1 in both cases.

available, the most significant being by *Lejeune and Richet* [1995]. In their experimental study, *Lejeune and Richet* [1995] measured the viscosity of partially crystallised $\text{Mg}_3\text{Al}_2\text{Si}_3\text{O}_{12}$ and $\text{Li}_2\text{Si}_2\text{O}_5$. Crystals were well-rounded in the first case while the second kind of melt contained small ellipsoidal inclusions, but the observed rheological behaviour was qualitatively similar in both cases. Their results suggest that the most important parameter in determining melt viscosity is basically the crystal fraction, although other factors can influence the rheological behaviour.

As it is shown in Figure 2, the agreement between experimental data of *Lejeune and Richet* [1995] and results given by best fitting eq. (9) is excellent. Using the least square minimisation procedure, in both cases we found very low χ^2 values and a correlation coefficient practically equal to the unit which indicate the elevated goodness of the fits. Besides these results, the numerical solution of eq. (11) for the estimation of the critical crystal fraction, with the parameter values reported in Figure 2 furnishes $\phi_c \approx 0.65$ and $\phi_c \approx 0.45$ for $\text{Mg}_3\text{Al}_2\text{Si}_3\text{O}_{12}$ and $\text{Li}_2\text{Si}_2\text{O}_5$ melts respectively. In the case of $\text{Li}_2\text{Si}_2\text{O}_5$, fitting results show that nonlinear terms are more important with respect to $\text{Mg}_3\text{Al}_2\text{Si}_3\text{O}_{12}$ while the lower α could reflect the higher zero crystal fraction melt viscosity. The different behaviour of $\text{Li}_2\text{Si}_2\text{O}_5$ melts could be due to the presence of ellipsoidal particles formed during crystallisation (in the case of $\text{Mg}_3\text{Al}_2\text{Si}_3\text{O}_{12}$ particles were well-rounded spherulites). Finally, in the limit of $\phi \ll 1$, for both cases the coefficient B_* in (12) remains practically equal to 2.5.

Notwithstanding the model showed a good performance, we must stress its intrinsic limitations specially in describing natural systems containing crystals of different shapes and sizes. With increasing crystal fraction, the stress-strain rate relationship becomes increasingly non-linear because of interactions between particles that create a non-Newtonian behaviour that can be empirically described in terms of an effective viscosity and of a yield strength. Moreover there are no reliable experimental results for ϕ greater than 0.7, hence values predicted by (9) in the high concentration limit must be seen as extrapolations. For these reasons more experimental data of different melt-crystal systems for more thorough future investigations and calibrations are necessary.

5. Application to melted rocks

In the case of natural systems, such as partially melted rocks, the rheology is even more complicated because of the contemporary influence of numerous parameters that control the viscosity [e.g. *Marsh*, 1981; *Pinkerton and Stevenson*, 1992]. For magma we can distinguish three rheological ranges: the first one for completely melted rock, an intermediate range and the last in the range of very low melt fraction [*van der Molen and Paterson*, 1979]. In the first interval, and at sufficiently low rates of strain, melted rock rheology can be approximated to that of an ideal Newtonian fluid with viscosity dependent on chemical composition and temperature. In the second interval, for $\phi \lesssim 50\%$, the system can be viewed as a suspension of well separated crystals in a viscous melt. In the low melt fraction regime, crystal interactions have a predominant role that increases as the melt fraction decreases until solid-like behaviour is exhibited [*van der Molen and Paterson*, 1979]. For melted rocks with high crystal percentage only a few experimental results exist, the most significant being those by *van der Molen and Paterson* [1979] who investigated the deformation of partially-melted granite with solid contents from 75% up to 95% at 800°C and 300 MPa confining pressure. They inferred that the critical crystal fraction discerning granular-framework-controlled flow behaviour from suspension-like behaviour is around 0.6-0.7. In a different study on rheology of lavas, from the analysis of the overall phenocryst content *Marsh* [1981] observed that for crystal volume fractions greater than about 0.55 there should be a sharp rheological change that inhibits lava to erupt. With increasing crystallinity the viscosity moderately increases but when a critical solid content is reached, the viscosity increases so rapid that over a short range of crystallinity the magma

behaves essentially as a solid. This should explain why lavas with more than 55% phenocrysts are rare.

During their experiments, *van der Molen and Paterson* [1979] recorded some complex stress-strain curves having in common a generally sigmoidal shape, but in no case did they observe a steady state behaviour. Moreover, in the plots of maximum differential stress versus strain-rate they note only a low strain-rate dependence (about a tenth of an ideal Newtonian fluid). For all these reasons, it is arduous to express their results in terms of “effective viscosities”. For a practical purpose, considering the results obtained at a given strain-rate (e.g. 10^{-5} s^{-1}) we define an “effective viscosity” as the ratio between the maximum differential stress and the strain-rate. Keeping in mind these limitations, in order to make a semi-quantitative comparison between the available experimental results and eq. (9), in Figure 3 we plotted relative viscosities deduced from data of *van der Molen and Paterson* [1979] in the high crystal fraction regime considering as an example a crystal-free fluid viscosity of 10^5 Pa s , and matched these values with relative viscosities measured at lower solid content relative to data of $\text{Mg}_3\text{Al}_2\text{Si}_3\text{O}_{12}$ by *Lejeune and Richet* [1995] and some values by *Thomas* [1965] reported in *Pinkerton and Stevenson* [1992]. Although we cannot pretend to make an accurate fit because of the heterogeneity and limitations of the considered data, we can observe that over almost the entire range of solid fraction, the model is able to reproduce the order of magnitude of all data with a good correlation (≈ 0.94) and the curve shape hypothesised by *van der Molen and Paterson* [1979]. Moreover, considering the parameters used to plot Figure 3 ($\alpha = 0.9995$, i.e. $\eta_{max} = 1.8 \times 10^8$, $\beta \approx 0.4$ and $\gamma \approx 1$), the numerical solution of (11) gives $\phi_c \approx 0.55$, in good agreement with the values suggested by *Marsh* [1981] for the sudden change of magma rheology.

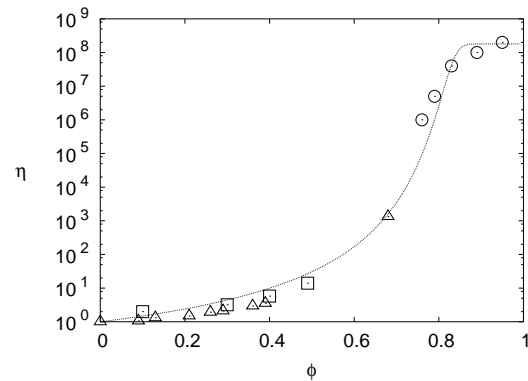


Figure 3. Effective relative viscosities deduced from data of *van der Molen and Paterson* [1979] at high solid fraction (circles), and from data of $\text{Mg}_3\text{Al}_2\text{Si}_3\text{O}_{12}$ by *Lejeune and Richet* [1995] (triangles) and other values of *Thomas* [1965] at low solid fraction (squares). For the crystal-free fluid viscosity at 800°C and 300 MPa, we considered a value of $\mu_l = 10^5 \text{ Pa s}$. The correlation coefficient is 0.94.

6. Conclusion

A new general equation which correlates the relative viscosity of suspensions as a function of suspended solid fraction valid for all solid contents is proposed. The proposed relationship (i) is able to accurately reproduce available data of viscosity for silicate melts with low to high crystal contents, (ii) describes the rheological transition between two different regimes and (iii) contains adjustable parameters easy to interpret from a physical point of view, and (iv) in the limit of small solid fractions reduces to the well-known Einstein equation. Extrapolation to the limit of very high concentrations satisfactorily compares with experimental observations on partially-melted granite, giving a critical transition value of solid fraction around 55%, in good agreement with geological observations.

Acknowledgments. This work was supported by NERC research grant reference NE/C509958/1. The author would like to thank Prof. S. Sparks and Dr. E. Llewellyn for their interesting and useful suggestions.

References

- Brinkmann, H., The Viscosity of Concentrated Suspensions and Solutions, *J. Chem. Phys.*, 20, 571, 1952.
- Dabak, T., and O. Yucel, Shear viscosity behavior of highly concentrated suspensions at low and high shear-rates, *Rheol. Acta*, 25, 527–533, 1986.
- Einstein, A., Eine neue Bestimmung der Molekuldimensionen, *Ann. Phys.*, 19, 289–306, 1906.
- Gay, E., P. Nelson, and W. Armstrong, Flow properties of suspensions with high solids concentration, *AIChE J.*, 15, 815–822, 1969.
- Hercynski, R., and I. Pienkowska, Toward a statistical theory of suspensions, *Annu. Rev. Fluid Mech.*, 12, 237–269, 1980.
- Jeffrey, D., and A. Acrivos, The rheological properties of suspensions of rigid particles, *AIChE J.*, 22, 417–432, 1976.
- Kansal, R., S. Torquato, and S. F.H., Computer generation of dense polydisperse sphere packing, *J. Chem. Phys.*, 117, 8212–8218, 2002.
- Krieger, I., and T. Dougherty, A mechanism for non-Newtonian flow in suspension of rigid spheres, *Trans. Soc. Rheol.*, 3, 137–152, 1959.
- Lejeune, A., and P. Richet, Rheology of crystal-bearing silicate melts: An experimental study at high viscosity, *J. Geophys. Res.*, 100, 4215–4229, 1995.
- Liu, D., Particle packing and rheological property of highly-concentrated ceramic suspensions: fm determination and viscosity prediction, *J. Mater. Sci.*, 35, 5503–5507, 2000.
- Marsh, B., On the crystallinity, probability of occurrence, and rheology of lava and magma, *Contrib. Mineral. Petrol.*, 78, 85–98, 1981.
- Melnik, O., and R. Sparks, Nonlinear dynamics of lava dome extrusion, *Nature*, 402, 37–41, 1999.
- Melnik, O., and R. Sparks, Dynamics of magma ascent and lava extrusion at Soufrière Hills Volcano, Montserrat, in *The eruption of Soufrière Hills Volcano, Montserrat, from 1995 to 1999*, edited by T. Druitt and B. Koke-laar, pp. 153–171, Geol. Soc. Lond., 2002.
- Pinkerton, H., and R. Stevenson, Methods of determining the rheological properties of magmas at sub-liquidus temperatures, *J. Volcanol. Geotherm. Res.*, 53, 47–66, 1992.
- Quemada, D., Rheological modelling of complex fluids. I. The concept of effective volume fraction revisited, *Eur. Phys. J. AP*, 1, 119–127, 1998.
- Roscoe, R., The viscosity of suspensions of rigid spheres, *Br. J. Appl. Phys.*, 3, 267–269, 1952.
- Saar, M., M. Manga, K. Cashman, and S. Fremouw, Numerical models of the onset of yield strength in crystal-melt suspensions, *Earth Planet. Sci. Lett.*, 187, 367–379, 2001.
- Thomas, D., Transport characteristics of suspensions: VIII. A note on the viscosity of Newtonian suspensions of uniform spherical particles, *J. Colloid Sci.*, 20, 267–277, 1965.
- van der Molen, I., and M. Paterson, Experimental deformation of partially melted granite, *Contrib. Mineral. Petrol.*, 70, 299–318, 1979.

A. Costa, Department of Earth Sciences, University of Bristol, Wills Memorial Building, Queen's Road, Bristol BS8 1RJ - UK. (e-mail: a.costa@bris.ac.uk)