

Acoustic radiation force and streaming induced by non-periodic ultrasound.

Anna Perelomova

*Gdansk University of Technology,
ul Narutowicza 11/12,
80-952 Gdansk, Poland,
anpe@mifgate.pg.gda.pl*

(Dated: 14th November 2018)

Abstract

Starting from the linear flow of homogeneous fluid, five modes are defined as eigenvectors of the basic system of conservation laws. Quasi-plane geometry is considered. Projectors that separate overall perturbation of the fluid into specific modes are calculated and applied to nonlinear flow. Dynamic equations for the interacting modes are obtained in the frames of the method. A particular case of streaming caused by acoustic pulse is considered, illustrations on temporal behavior of streaming velocity and streamlines are presented.

PACS numbers: 43.25.Nm

INTRODUCTION

Streaming is known as a bulk vortical movement of the fluid following an intense acoustic wave. Streaming appears in closed and open vessels in two- or three-dimensional geometry and is observed in viscous fluids only. Though vortical movement may exist in the linear flow, the reason of streaming are the nonlinear losses of momentum of acoustic field. A reader is referred to the comprehensive reviews on this subject [1], [2], [3]. Most recent investigations both theoretical and experimental relate to steady (quasi-steady) streaming [4]. It is well-known that streaming is a slow process in comparison to the ultrasound and may be separated from the originating sound by time-averaging over integer number of periods of sound. The averaging is a starting point of the modern theory [2], [3]. A driving force of streaming is quadratic and therefore does not vanish during the temporal averaging. Some inconsistencies of the approach based on temporal averaging are obvious. It was first pointed out by Rudenko and Soluyan that studying acoustic streaming while assuming incompressibility was inadequate [2]. The effect of compressibility of the fluid has not been discussed in depth. Recently, the importance of compressibility has been demonstrated for flow over plane rigid boundary [5]. It is more evident in gases and leads to larger streaming velocities.

We may add that incompressibility neglects not only acoustic waves but also another slow compound of the overall flow, namely the entropy modal field that appears in one-dimensional geometry of flow even. Entropy mode appears due to losses of acoustic energy and therefore has a different nature than streaming. Velocity of this field is small in comparison to streaming [8], the main feature of entropy field is slow isobaric growth of temperature that leads to the new

background of acoustic wave propagation. This effect called by acoustic wave self-action is well-studied [16]. Excluding the entropy mode needs a neglecting of equation of energy balance that reduces an initial system of conservation laws and allows to consider flows with unperturbed density. At last, an excluding of the energy balance does not allow to account heat conductivity though it has been proved that the effect of the heat conductivity could not be discarded in a study of temperature variation associated with the streaming [6]. Actually, this approximation is well understood in a typical liquid like water but should be revised for other liquids [7].

The dynamic equations are derived by proper combining the conservation laws in differential form. These calculations may be considered as a certain type of projecting at the chosen type of motion. We propose to determine modes and correspondent matrix projectors from the very beginning at the level of linearized system of conservation laws. It seems reasonable to start from the full system of conservation laws including the energy balance equation and the continuity equation to avoid possible inconsistencies.

Though ultrasound of many periods is most efficient source of streaming, any other acoustic source in thermoviscous flow gives rise to other modal fields. The modern theory fails to treat non-periodic sound. That is one more reason to find new methods (analytical more desired) in fluid dynamics and particularly in the theory of streaming. The idea to decompose the linear flow into specific modes is not novel and has been exploited for a long time, see the paper by Chu, and Kovasznay [9] and referred there papers, where homogeneous background with sources of heat and mass are considered. This paper is almost the only one in which interaction between modes is introduced locally (see also report by

Kaner, Rudenko, Khokhlov [10], where a first step has been made in a manner to introduce interaction of opposite acoustic waves via connection equations). The account of nonlinear interactions by Chu, and Kovasznay [9] was performed by the simple perturbation theory - by decomposition of each variable in series of small parameters of nonlinearity and dissipation.

The concrete ideas of doing it automatically by using of projectors in the wide variety of problems was realized for flow over inhomogeneous media like bubbly liquid [11], flows affected by external forces including the gravitational one which changes the background density and pressure [12], both one- and multi-dimensional problems [13]). The principal advance is an expansion of the ideas into area of nonlinear flow: to get nonlinear coupled evolution equations for interacting modes and to solve the system approximately. The choice of the subspaces by the projecting (fixed links between variables) is the principal point of evolution equations derivation. It results in the expansion of projection of the evolution operator as a function of a small parameter ϵ , that is equivalent to the nonsingular perturbation theory [14]. Any weak interactions of modes in fluid dynamics may be considered. Streaming is a particular case of the interaction of modes when the acoustic mode is dominant and inverse influence of the growing vortical and entropy modes neglected.

**MODES AND PROJECTORS OF THE QUASI-PLANE THERMOVISCOUS FLOW.
DYNAMIC EQUATIONS OF LINEAR AND NONLINEAR FLOWS.**

The mass, momentum and energy conservation laws for the thermoviscous flow are the starting point:

$$\begin{aligned} \frac{\partial \rho}{\partial t} + \vec{\nabla}(\rho \vec{v}) &= 0 \\ \rho \left[\frac{\partial \vec{v}}{\partial t} + (\vec{v} \vec{\nabla}) \vec{v} \right] &= -\vec{\nabla} p + \eta \Delta \vec{v} + \left(\varsigma + \frac{\eta}{3} \right) \vec{\nabla}(\vec{\nabla} \vec{v}) \\ \rho \left[\frac{\partial e}{\partial t} + (\vec{v} \vec{\nabla}) e \right] + p \vec{\nabla} \vec{v} - \chi \Delta T &= \varsigma \left(\vec{\nabla} \vec{v} \right)^2 + \frac{\eta}{2} \left(\frac{\partial v_i}{\partial x_k} + \frac{\partial v_k}{\partial x_i} - \frac{2}{3} \delta_{ik} \frac{\partial v_l}{\partial x_l} \right)^2. \end{aligned} \quad (.1)$$

In this system p, \vec{v}, ρ, e, T denote pressure, velocity, density, internal energy per unit mass and temperature relatively, ς, η, χ are bulk, shear viscosities and thermal conductivity (all supposed to be constants), x_i - space coordinates, t - time. A system (.1) should be completed by two thermodynamic relations for equilibrium processes in fluid, $e(p, \rho), T(p, \rho)$. For simplicity, an ideal gas will be considered treated by the following relations:

$$e = \frac{p}{\rho(\gamma - 1)}, \quad T = \frac{p}{\rho(\gamma - 1)C_V} \quad (.2)$$

with $\gamma = C_p/C_V$; C_V, C_P being heat capacities per unit mass under constant volume and pressure correspondingly. Any other fluid may be considered as well by expansion of thermodynamic relations into the Taylor series in the vicinity of equilibrium state [22].

The quasi-plane flow along y-axis will be considered. That allows to introduce small parameter μ expressing the relation between characteristic longitudinal (denoted by λ) and transverse scales, for simplicity the same for both transversal directions x and z. The equivalent system in the dimensionless variables :

$$\begin{aligned} \vec{v}_*, \vec{x}_*, \rho_*, p_*, t_* : \vec{v} &= c \vec{v}_*, p' = c^2 \rho_0 p_*, \rho' = \rho_0 \rho_*, \\ \vec{x} &= (\lambda x_*/\sqrt{\mu}, \lambda y_*, \lambda z_*/\sqrt{\mu}), t = \lambda t_*/c, \end{aligned} \quad (.3)$$

(unperturbed values marked by index zero, perturbed ones are primed, $c = \sqrt{\gamma \frac{p_0}{\rho_0}}$ is adiabatic sound velocity), looks as follows (asterisks for dimensionless variables are omitted here and everywhere later):

$$\frac{\partial}{\partial t} \psi + L\psi = \varphi + \varphi_{tv}, \quad (4)$$

where ψ is a column of the dimensionless perturbations

$$\psi = \begin{pmatrix} v_x & v_y & v_z & p & \rho \end{pmatrix}^T. \quad (5)$$

L is a linear matrix operator :

$$L = \begin{pmatrix} -\delta_1^1 \mu \frac{\partial^2}{\partial x^2} - \delta_1^2 \Delta & -\delta_1^1 \sqrt{\mu} \frac{\partial^2}{\partial x \partial y} & -\delta_1^1 \mu \frac{\partial^2}{\partial x \partial z} & \sqrt{\mu} \partial / \partial x & 0 \\ -\delta_1^1 \sqrt{\mu} \frac{\partial^2}{\partial x \partial y} & -\delta_1^1 \frac{\partial^2}{\partial y^2} - \delta_1^2 \Delta & -\delta_1^1 \sqrt{\mu} \frac{\partial^2}{\partial y \partial z} & \partial / \partial y & 0 \\ -\delta_1^1 \mu \frac{\partial^2}{\partial x \partial z} & -\delta_1^1 \sqrt{\mu} \frac{\partial^2}{\partial z \partial y} & -\delta_1^1 \mu \frac{\partial^2}{\partial z^2} - \delta_1^2 \Delta & \sqrt{\mu} \partial / \partial z & 0 \\ \sqrt{\mu} \partial / \partial x & \partial / \partial y & \sqrt{\mu} \partial / \partial z & -\delta_2^1 \Delta & -\delta_2^2 \Delta \\ \sqrt{\mu} \partial / \partial x & \partial / \partial y & \sqrt{\mu} \partial / \partial z & 0 & 0 \end{pmatrix} \quad (6)$$

with dimensionless parameters originated by thermal conductivity and viscosity

$$\delta_1^1 = \frac{(\zeta + \eta/3)}{\rho_0 c \lambda}, \delta_1^2 = \frac{\eta}{\rho_0 c \lambda}, \delta_2^1 = \frac{\chi}{\rho_0 c \lambda C_v}, \delta_2^2 = -\frac{\chi}{\rho_0 c \lambda C_v \gamma}.$$

There introduced also dimensionless operators $\vec{\nabla}, \Delta$: $\vec{\nabla} = \begin{pmatrix} \sqrt{\mu} \partial / \partial x & \partial / \partial y & \sqrt{\mu} \partial / \partial z \end{pmatrix}$, $\Delta = \mu \partial^2 / \partial x^2 + \partial^2 / \partial y^2 + \mu \partial^2 / \partial z^2$. The right-hand side of Eq.(.4) consists of two quadratic columns, the first φ which does not depend on thermoviscous effects:

$$\varphi = \begin{pmatrix} -(\vec{v} \vec{\nabla}) v_x + \sqrt{\mu} \rho \partial p / \partial x \\ -(\vec{v} \vec{\nabla}) v_y + \rho \partial p / \partial y \\ -(\vec{v} \vec{\nabla}) v_z + \sqrt{\mu} \rho \partial p / \partial z \\ -\gamma p (\vec{\nabla} \vec{v}) - (\vec{v} \vec{\nabla}) p \\ -\rho (\vec{\nabla} \vec{v}) - (\vec{v} \vec{\nabla}) \rho \end{pmatrix}, \quad (7)$$

and the second one φ_{tv} appearing in the thermoviscous flow:

$$\varphi_{tv} = \begin{pmatrix} -\delta_1^2 \rho \Delta v_x - \delta_1^1 \rho \frac{\partial}{\partial x} (\vec{\nabla} v) \\ -\delta_1^2 \rho \Delta v_y - \delta_1^1 \rho \frac{\partial}{\partial y} (\vec{\nabla} v) \\ -\delta_1^2 \rho \Delta v_z - \delta_1^1 \rho \frac{\partial}{\partial z} (\vec{\nabla} v) \\ (\gamma - 1) \left((\delta_1^1 - \delta_1^2 / 3) (\vec{\nabla} v)^2 + \frac{\delta_1^2}{2} \left(\frac{\partial v_i}{\partial x_k} + \frac{\partial v_k}{\partial x_i} - \frac{2}{3} \delta_{ik} \frac{\partial v_l}{\partial x_l} \right)^2 \right) \end{pmatrix}. \quad (.8)$$

Linear flow is defined by the linearized version of the system of Eqs(.4)

$$\frac{\partial}{\partial t} \psi + L\psi = 0. \quad (.9)$$

For linear flows, a solution may be found as a sum of planar waves: $v_x = \tilde{v}_x(\vec{k}) \exp(i\omega t - i\vec{k} \cdot \vec{x}), \dots$ with wave vector $\vec{k} = (k_x, k_y, k_z)$. In the space of Fourier transforms (marked by tilde), $-ik_x$ means $\partial/\partial x$, $(-ik_y)^{-1}$ represents $\int dy$, $i\omega$ means $\partial/\partial t$, etc. System (.9) yields in the five roots of dispersion relation:

$$\omega_1 = \Omega + i\beta\Omega^2/2, \omega_2 = -\Omega + i\beta\Omega^2/2, \omega_3 = -i\delta_2^2\Omega^2, \omega_4 = \omega_5 = i\delta_1^2\Omega^2, \quad (.10)$$

where $\beta = \delta_1^1 + \delta_1^2 + \delta_2^1 + \delta_2^2$, $\Omega = k_y + \frac{\mu(k_x^2 + k_z^2)}{2k_y}$. These five frequencies relate to three branches of possible motions in fluid, two acoustic modes, the entropy mode and two vortical modes. For the real substances, $\beta > 0, \delta_1^2 > 0$ and $\delta_2^2 < 0$, that provides correct signs of imaginary parts of all frequencies. Modes as eigenvectors of a linear problem in the space of Fourier transforms look:

$$\begin{aligned}
\tilde{\psi}_1 &= \begin{pmatrix} \tilde{v}_{x1}(k_x, k_y, k_z) \\ \tilde{v}_{y1}(k_x, k_y, k_z) \\ \tilde{v}_{z1}(k_x, k_y, k_z) \\ \tilde{p}_1(k_x, k_y, k_z) \\ \tilde{\rho}_1(k_x, k_y, k_z) \end{pmatrix} = \begin{pmatrix} \sqrt{\mu}k_x/k_y \\ 1 - \mu(k_x^2 + k_z^2)/(2k_y^2) + i\beta k_y/2 \\ \sqrt{\mu}k_z/k_y \\ 1 + i(\delta_2^1 + \delta_2^2)k_y \\ 1 \end{pmatrix} \tilde{\rho}_1, \\
\tilde{\psi}_2 &= \begin{pmatrix} -\sqrt{\mu}k_x/k_y \\ -1 + \mu(k_x^2 + k_z^2)/(2k_y^2) + i\beta k_y/2 \\ -\sqrt{\mu}k_z/k_y \\ 1 - i(\delta_2^1 + \delta_2^2)k_y \\ 1 \end{pmatrix} \tilde{\rho}_2, \\
\tilde{\psi}_3 &= \begin{pmatrix} 0 \\ -i\delta_2^2 k_y \\ 0 \\ 0 \\ 1 \end{pmatrix} \tilde{\rho}_3, \quad \tilde{\psi}_4 = \begin{pmatrix} ik_y \\ -i\sqrt{\mu}k_x \\ 0 \\ 0 \\ 0 \end{pmatrix} \tilde{\sigma}_4, \quad \tilde{\psi}_5 = \begin{pmatrix} 0 \\ -i\sqrt{\mu}k_z \\ ik_y \\ 0 \\ 0 \end{pmatrix} \tilde{\sigma}_5.
\end{aligned} \tag{.11}$$

As basic variable (which all other perturbations are expressed through) the Fourier transform of density perturbation is chosen for the first three modes. Vorticities σ_4, σ_5 are chosen for the last two because the vortical modes possess no density and pressure perturbations. All calculations of the modes and projectors have accuracy up to the terms of order μ, β . Specific features of the modes follow from Eqs(.11): both vorticity modes keep unperturbed density, entropy mode is isobaric, and so on. Any field of the linear flow is sought as a sum of independent modes. To calculate projectors that decompose a concrete mode

from the overall field $\tilde{\psi}$, matrix M has to be defined:

$$\widetilde{M} = (\tilde{\rho}_1 \tilde{\rho}_2 \tilde{\rho}_3 \tilde{\sigma}_4 \tilde{\sigma}_5)^T = \tilde{\psi} = \sum_{i=1}^5 \tilde{\psi}_i, \quad (.12)$$

as well as the inverse matrix \widetilde{M}^{-1} . Projectors that decompose the overall perturbations into specific modes

$$\widetilde{P}_i \tilde{\psi} = \tilde{\psi}_i, i = 1, ..5 \quad (.13)$$

may be calculated as a product of a column with number i of \widetilde{M} and row number i of the inverse matrix \widetilde{M}^{-1} :

$$\widetilde{P}_i = \widetilde{M}_i \cdot \widetilde{M}^{-1}, i = 1, ..5. \quad (.14)$$

Calculations provided with accuracy of order μ, β yields in projectors as follows:

$$\widetilde{P}_{1,2} = \begin{pmatrix} \mu \frac{k_x^2}{2k_y^2} & \sqrt{\mu} \frac{k_x}{2k_y} & \mu \frac{k_x k_z}{2k_y^2} & \pm \sqrt{\mu} \frac{k_x}{2k_y} & 0 \\ \sqrt{\mu} \frac{k_x}{2k_y} & \frac{1}{2} \left(1 \pm \frac{i\beta}{2} k_y \mp i(\delta_2^1 + \delta_2^2) k_y - \mu \frac{k_x^2 + k_z^2}{2k_y^2} \right) & \sqrt{\mu} \frac{k_z}{2k_y} & \frac{1}{2} \left(\pm 1 - i\delta_2^2 k_y - \mu \frac{k_x^2 + k_z^2}{2k_y^2} \right) & \frac{i\delta_2^2 k_y}{2} \\ \mu \frac{k_x k_z}{2k_y^2} & \sqrt{\mu} \frac{k_z}{2k_y} & \mu \frac{k_z^2}{2k_y^2} & \pm \sqrt{\mu} \frac{k_z}{2k_y} & 0 \\ \pm \sqrt{\mu} \frac{k_x}{2k_y} & \pm \frac{1}{2} \left(1 - \mu \frac{k_x^2 + k_z^2}{2k_y^2} \right) & \pm \sqrt{\mu} \frac{k_z}{2k_y} & \frac{1}{2} (1 \mp \frac{i\beta}{2} k_y \pm i\delta_2^1 k_y) & \pm \frac{i\delta_2^2 k_y}{2} \\ \pm \sqrt{\mu} \frac{k_x}{2k_y} & \frac{1}{2} \left(\pm 1 - i(\delta_2^1 + \delta_2^2) k_y \mp \mu \frac{k_x^2 + k_z^2}{2k_y^2} \right) & \pm \sqrt{\mu} \frac{k_z}{2k_y} & \frac{1}{2} (1 \mp \frac{i\beta}{2} k_y \mp i\delta_2^2 k_y) & \pm \frac{i\delta_2^2 k_y}{2} \end{pmatrix},$$

$$\widetilde{P}_3 = \begin{pmatrix} 0 & 0 & 0 & 0 & 0 \\ 0 & 0 & 0 & i\delta_2^2 k_y & -i\delta_2^2 k_y \\ 0 & 0 & 0 & 0 & 0 \\ 0 & 0 & 0 & 0 & 0 \\ 0 & i(\delta_2^1 + \delta_2^2) k_y & 0 & -1 & 1 \end{pmatrix}, \quad (.15)$$

$$\tilde{P}_4 = \begin{pmatrix} 1 - \mu \frac{k_x^2}{k_y^2} & -\sqrt{\mu} \frac{k_x}{k_y} & -\mu \frac{k_x k_z}{k_y^2} & 0 & 0 \\ -\sqrt{\mu} \frac{k_x}{k_y} & \mu \frac{k_x^2}{k_y^2} & 0 & 0 & 0 \\ 0 & 0 & 0 & 0 & 0 \\ 0 & 0 & 0 & 0 & 0 \\ 0 & 0 & 0 & 0 & 0 \end{pmatrix}, \tilde{P}_5 = \begin{pmatrix} 0 & 0 & 0 & 0 & 0 \\ 0 & \mu \frac{k_z^2}{k_y^2} & -\sqrt{\mu} \frac{k_z}{k_y} & 0 & 0 \\ -\mu \frac{k_x k_z}{k_y^2} & \sqrt{\mu} \frac{k_z}{k_y} & 1 - \mu \frac{k_z^2}{k_y^2} & 0 & 0 \\ 0 & 0 & 0 & 0 & 0 \\ 0 & 0 & 0 & 0 & 0 \end{pmatrix}.$$

Matrix projectors satisfy common properties of orthogonal projectors:

$$\sum_{i=1}^5 \tilde{P}_i = \tilde{I}, \tilde{P}_i \cdot \tilde{P}_n = \tilde{0} \text{ if } i \neq n, \tilde{P}_i \cdot \tilde{P}_i = \tilde{P}_i \text{ if } i = n, (i, n = 1, \dots, 5), \quad (.16)$$

where $\tilde{I}, \tilde{0}$ are unit and zero matrices. The inverse transformation of formulae (.15) to the (\vec{x}, t) space may be easily undertaken.

Since modes in linear flow are exactly decomposed by projectors, the dynamic equation for every mode may be originated from the system (.9) by acting of the corresponding projector: $P \left(\frac{\partial}{\partial t} \psi + L\psi \right) = 0$. The famous dynamic linear equations for acoustic pressure is as follows:

$$\frac{\partial p_{1,2}}{\partial t} \pm \frac{\partial p_{1,2}}{\partial y} \pm \frac{\mu}{2} \int \Delta_{\perp} p_{1,2} dy - \frac{\beta}{2} \frac{\partial^2 p_{1,2}}{\partial y^2} = 0. \quad (.17)$$

Equations for vortical and entropy modes are ordinary equations of thermal conductivity and are well-known also and may be found in many sources [16]. Acting by projectors at the original system of Eqs(.4) with non-zero nonlinear part (that essentially depends on all modes) results in coupled equations for

interacting modes: $P\left(\frac{\partial}{\partial t}\psi + L\psi\right) = P(\varphi_1 + \varphi_{1tv})$. When one of the modes is dominant and role of all other ones in quadratic source is ignored, acting of the corresponding projector yields in nonlinear dynamic equations, the famous Earnshaw one for the plane flow ($\mu \rightarrow 0$), the Khokhlov-Zabolotskaya-Kuznetsov (KZK) equation for acoustic pressure in quasi-plane viscous flow as follows:

$$\frac{\partial p_{1,2}}{\partial t} \pm \frac{\partial p_{1,2}}{\partial y} \pm \frac{\mu}{2} \int \Delta_{\perp} p_{1,2} dy - \frac{\beta}{2} \frac{\partial^2 p_{1,2}}{\partial y^2} \pm \frac{\gamma + 1}{2} p_{1,2} \frac{\partial}{\partial y} p_{1,2} = 0, \quad (.18)$$

and other equations.

STREAMING CAUSED BY ANY ACOUSTIC SOURCE. RADIATION FORCE OF STREAMING.

The streaming as secondary flow induced by losses of acoustic momentum and its partial nonlinear transfer to the momentum of vortical mode is best observable when nonlinear effects may store with time. Most experiments deal with quasi-periodic waves or wave packets of many periods. That gives rise to the theoretical basis concerning namely to this kind of source. An area of projecting is much more extended that streaming since all possible interactions of modes may be calculated. From the point of view of nonlinear interactions, streaming is a particular case of dominant acoustic source inducing the vortical flow. The governing evolution equation follows when one acts by sum of projectors $P_4 + P_5$ at the system of Eqs(.4). Only acoustic terms related to the first mode (rightwards progressive) should be left at the both quadratic columns . Physically, that corresponds to the initial stage of nonlinear interaction when the acoustic mode is dominant and the inverse influence of the streaming may

be ignored. Also, the generation of heat is ignored. A dynamic equation for transversal component of velocity V_x looks

$$\frac{\partial V_x}{\partial t} - \delta_1^2 \frac{\partial^2 V_x}{\partial y^2} = -(\vec{V} \vec{\nabla}) V_x + F_{1x}, \quad (.19)$$

where F_{1x} is a transverse quadratic acoustic source (radiation force) caused by the rightwards progressive acoustic mode. Dropping calculations, the result is :

$$F_{1x} = \sqrt{\mu} \beta \left(\frac{\partial p_1}{\partial x} \frac{\partial p_1}{\partial y} - 0.5 p_1 \frac{\partial^2 p_1}{\partial x \partial y} - \frac{\partial}{\partial x} \int dy \left(\frac{\partial p_1}{\partial y} \right)^2 \right). \quad (.20)$$

The radiation force appears in the viscous flow only. As expected, all quadratic nonlinear terms in the acoustic source of order β^0 give zero in sum and therefore attenuation is necessary for acoustic streaming to exist. Acoustic pressure p_1 should be a solution of KZK equation. Projectors P_4, P_5 and their sum yield in the vortical radiation force automatically due to their origin.

Let us discuss the result to demonstrate the difference between a periodic and pulsed acoustic sources.

1. In a case of a pulsed ultrasound as in the papers [19], [20] with a carrier frequency ω_0 the solution of the equation (.19) with the right-hand side of Eq.(.20) contains relatively small (non-growing) part, oscillating with the frequency $2\omega_0$. It is known, that there is also a term growing proportional to time, that arises from constant average of a squared oscillating functions that is evident from the identity $\text{Sin}^2(\omega_0 t) = (1 - \text{Cos}(2\omega_0 t))/2$. If one take a wave-train of a rectangular form, it gives the input proportional to $P_0^2 \tau / 2$; in the case of a triangular pulse one gets $P_0^2 \tau^2 / 4$ (both per pulse). The second result is obviously larger if $\tau > 2\pi / \omega_0$. This simple example explains why the streaming amplitude depends on pulse structure of the source. Experimental data proving the larger velocity of streaming caused by pulsed mode are discussed by

Starritt, Duck, and Humphrey [19].

2. It is very important that now the averaged force $\langle F_{1x} \rangle$ contains the additional terms that cancel in the case of a periodic sound field. The integration by parts highlights the point:

$$\int_y^{y+\Delta y} (pp_{yy} + p_y^2) dy = 0.5(p^2)_y|_y^{y+\Delta y}, \quad (.21)$$

the right-hand side is obviously zero for a spatially periodic function with period Δy standing for the acoustic pressure. This shows non-equivalence of the expressions for the force obtained by averaging procedure by different authors delivered in different stages of the streaming equation derivation. In other words if one adds such expression to the force, the mean value of it survives in a periodic wave case while for any deviation of periodicity the term contributes.

Radiation force given by Gusev, Rudenko [18] in the special case of strongly attenuated quasi-periodic acoustic beam with weak diffraction is given by

$$\Phi_{1x} = \sqrt{\mu} P_0^2 \frac{\partial}{\partial x} (\theta^2/2) \exp(-\beta y) \quad (.22)$$

rewritten in our variables. It is value averaged over integer number of sound periods and relates to acoustic pressure in the rightwards beam as follows:

$$p_1(x, y, t) = P_0 \theta(x) \exp(-\frac{\beta}{2} y) \sin(t - y). \quad (.23)$$

Calculating based on formula (.20) results in the following:

$$F_{1x} - \Phi_{1x} = \frac{P_0^2 \beta \sqrt{\mu}}{4} \sin(2(t - y)) + O(\beta^2). \quad (.24)$$

Averaging over integral number of period of the sound wave gives $\langle F_{1x} \rangle = \Phi_{1x}$ in the leading order.

NUMERICAL EXAMPLES AND DISCUSSIONS.

In the frames of report by Gusev, Rudenko [18], a strongly attenuated non-diffracting acoustic beam in unbounded volume is considered. The calculations give values of frequencies above $1MHz$ in air in the case of radiator with a radius of order $0.1m$. That considerably simplifies the further calculations since a source should be thought as a solution of the KZK equation and till now does not have an appropriate mathematical basis. Even the Kholhlov-Zabotskaya (KZ) equation suitable for flows without attenuation is extremely difficult for analytical solution: evaluating of flow in the paraxial region needs many intermediate calculations [23]. In spite of general formula on radiation force given by Eq.(.20), any simple solution is desired for illustrations though the streaming caused by any other wave satisfying the KZK equation may be treated by this formula. As an appropriate acoustic source satisfying the limitations of paper by Gusev, Rudenko [18], let us take a mono-polar two-dimensional wave as follows [2]:

$$p_1(x, y, t) = -\sqrt{\frac{2\beta}{\pi}} \exp(-x^2) \frac{\exp(-\tau^2/2\xi)}{\epsilon \sqrt{\xi/\beta} (C - Erf(\tau/\sqrt{2\xi}))}, \quad (.25)$$

where $\xi = \beta y$, $\tau = t - y$, $\epsilon = \frac{\gamma+1}{2}$. A self-similar solution like (.25) possesses correlated values of characteristic scale and amplitude in contrast to periodic perturbations where effective Mach number and wave length may be sought independent. Constant C is responsible for the shape of the curve: large C provides a curve close to the Gauss one. To calculate a transverse velocity V_{1x} , the first, corresponding force F_{1x} should be calculated, and the second, the momentum equation (.19) has to be solved.

The formula of this chapter apply to the three-dimensional flow and are also

suitable in the two-dimensional or plane one. Generally, two parameters μ_x, μ_z instead of one μ responsible for the geometry of flow may be introduced from the very beginning. To consider two-dimensional geometry, the flow over z-axis supposed to be uniform. To calculate the field of velocity accordingly to this last equation, let us do some remarks. It is important that the hydrodynamic nonlinearity which is necessary in periodic sources (otherwise the streaming grows infinitely [17] [18] [7]) may be not considered in the pulse dynamics, because of absence in this case the storage of nonlinear effects. Amplitudes of the generated streaming is so small that the quadratic term such as this one may be omitted. Without the mentioned term, Eq.(.19) is a simple equation of the heat conductivity with viscous coefficient caused by shear viscosity δ_1^2 with an acoustic source in the right-hand side.

In order to simplify calculations, the viscous term in Eq.(.19) will be ignored. The same limit relating to low shear viscosity was considered in the referred paper by Gusev, Rudenko [18]. Note that viscous terms grow significantly near the discontinuity of the profile of V_x , that never happens to a smooth profile caused by pressure source given by Eq.(.25). To calculate the temporal field of velocity at a set of co-ordinates y, the integration of the radiation force F_{1x} has been occurred:

$$V_x = \int_0^t F_{1x} dt. \quad (.26)$$

For any co-ordinate y, ignoring of viscous term results in stationary velocity after the source passed. The reason is the constant result of integration of the source from minus infinity till plus infinity. Indeed, there is an attenuation in the very Eq.(.19), not only in the attenuated acoustic source, so for the more detail calculations it should be involved. The radiation force also needs

integration over y , the constant of integration is chosen to be zero when $y \rightarrow \infty$. Transversal derivatives in formula for the radiation force and V_x are simple when diffraction is ignored:

$$\frac{\partial p_1^2(x, y, t)}{\partial x} = -2x \exp(-x^2), \quad (.27)$$

so all calculations of velocity in this paper refer to the point $x = \frac{\sqrt{2}}{2}$ where the radiation force achieves maximum. Constants of Eq.(.25) used in calculations are: $C = 2, \epsilon = 1.2, \beta = 0.1$

Figure 1 shows the temporal development of velocity V_x of streaming divided by $\sqrt{\mu}\beta$ (one may get dimension values by multiplying by c) at different points $y: 1, 2, 3, \dots, 10; x = \sqrt{2}/2$. The stationary field of $\frac{V_x}{\sqrt{\mu}\beta}$ after passing the source is presented by Fig. 2. It is evident that velocity of streaming tends to a constant level with time passing in contrast to the streaming caused by periodic source when hydrodynamic nonlinearity ignored.

The next, the streamlines may be plotted due to the calculated V_x and the known relation for the vector field: $\vec{\nabla} \cdot \vec{V} = 0$. The following integration with the proper constant should be occurred over y to get a field of longitudinal velocity V_y . Finally, the calculated streamlines at $t = 3, t = 5$ are shown at the figures 3,4(a) both with the dimensionless pressure of acoustic source correspondingly (Fig. 3,4(b)). The symmetrical lines of the curves are $x = 0.5$ at the upper half-space and $x = -0.5$ at the lower one due to the chosen shape of the source given by $\exp(-x^2)$.

Some calculations of dimensional parameters of flow seems to be useful under limitations of report by Gusev, Rudenko [18]. Quantitative evaluation relates to air. For example, a characteristic length of source is $\Lambda \sim 5 \cdot 10^{-5}m$, that gives a dimensionless $\beta = 4 \cdot 10^{-6}m/\Lambda \sim 0.1$. A radius of transducer is $R = 0.1m$.

Pressure of acoustic source and therefore streaming depends on small parameter β ; the second one, μ appears as a multiplier in the expression for the radiation force. If hydrodynamic nonlinearity and shear viscosity ignored, V_x is simply proportional to $\sqrt{\mu} = \Lambda/R$. Accordingly to the accepted values of Λ and R , $\sqrt{\mu} = 5 \cdot 10^{-4}$. Calculations show that for effective Mach numbers of source about $4 \cdot 10^{-2}$ velocity of streaming achieves stationary level $5 \cdot 10^{-4} m/sec$ (see figures 1,2, y=3). Meaning a single pulse as acoustic source large velocities of streaming are hardly expected while there is no storage of nonlinear transport of acoustic momentum over many periods. Nevertheless it looks not extremely small in comparison to the measured values of streaming that vary from $10^{-3} m/sec$ till $1 m/sec$ [8]. The sensitivity of modern technique enabled streaming velocities down to $10^{-4} m/sec$ [20].

CONCLUSIONS

The most important result of the projecting is to get space and temporal structure of any mode independently of the type of source. The basic idea of the projecting starts from separating modes accordingly to their specific properties in the weakly nonlinear flow. These basic motions (or eigenvectors of the linear flow) should be defined at first. It may be proceeded in the algorithmic way for both homogeneous and inhomogeneous backgrounds (see paper on interacting modes in bubbly liquid [11]), media affected by external forces and the real geometry of the flow. The definition of modes is unique, determined by the linearized differential conservation equations only. The flow in bounded volumes or relating to problems that need special conditions has to be sought as a superposition of specific modes corresponding to the concrete problem. Any

mode is distinguished by a correspondent projector at any time. Projectors apply to arbitrary source and type of initial perturbation.

The next, the interaction of modes in weakly nonlinear flow yields in coupled nonlinear equations for the modes that may be solved approximately [11], [14]. Moreover, the evolution equations may be corrected up to the higher order nonlinear terms due to increasing influence of the other generated modes. In the present paper, rightwards acoustic mode is sought as a dominant one which gives rise to the vortical one. Therefore, the governing equation (.19) involves a pure quadratic acoustic source. For more advanced flow, the growing role of the non-dominative modes due to nonlinear interactions may be accounted as well. The similar calculations were undertaken while one-dimensional flow studied [11].

Since the method applies to flow with any initial conditions (including non-acoustic) and does not need quasi-periodic sources, it is useful for investigation of some special problems like streaming caused by the non-periodic mono-polar acoustic source. The possibilities of analytical methods in the study of streaming are superior over experimental and purely numerical investigations in the view of complexity of the whole phenomenon. In this paper, the general formulae on interacting modes are presented, and the particular case of streaming caused by mono-polar source is discussed and illustrated by numerical calculations. A special meaning of the quasi-periodic and particular pulse ultrasound is its importance in medicine, in delicate exploring of the parameters of fluid as well as importance of the secondary modes following the source, e.g.in the sonochemistry [21] .

REFERENCES

- [1] L.K. Zarembo, *Acoustic streaming*, edited by L.D. Rozenberg (Plenum Press, New York, 1971), pp. 137-191.
- [2] O.V. Rudenko, and S.I.Soluyan, *Theoretical foundations of nonlinear acoustics*, (Consultants Bureau, New York, 1977), pp. 187-212.
- [3] W.L. Nyborg (1997). *Acoustic streaming*, edited by M.F.Hamilton, D.T.Blackstock, D.T., (Non-linear Acoustics, Academic press, New York, 1997), pp. 207-231.
- [4] S. Tjotta, and J.N. Tjotta, "Acoustic streaming in ultrasound beams", in *Advances in Nonlinear Acoustics, Proceedings of the 13th International Symposium on Nonlinear Acoustics* edited by H.Hobaek (World Scientific, Singapore, 1993), pp. 601-606.
- [5] Q. Qi, "The effect of compressibility on acoustic streaming near a rigid boundary for a plane travelling wave," *J. Acoust. Soc. Am.* **94**, 1090-1098 (1993).
- [6] L. Menguy, J. Gilbert, "Non-linear acoustic streaming accompanying a plane stationary wave in a guide," *Acta Acustica* **86**, 249-259 (2000).
- [7] T. Kamakura, M. Kazuhisa, Y. Kumamoto, and M.A. Breazeale, "Acoustic streaming induced in focused Gaussian beams," *J. Acoust. Soc. Am.* **97(5)**, 2740-2746 (1995).
- [8] S. Makarov, and M. Ochmann, "Nonlinear and thermoviscous phenomena in acoustics, part I," *Acustica*, **82**, 579-606 (1996).
- [9] B.-T. Chu, and L.S.G. Kovasznay, "Nonlinear interactions in a viscous heat-conducting compressible gas," *Journ. Fluid. Mech.***3**, 494-514 (1958).
- [10] V.V. Kaner, O.V. Rudenko, R.V. Khokhlov, "On Nonlinear Oscillations Theory in Acoustic Resonators", *Akusticheskij Zhurnal* (in Russian), **23(5)**, 756-765 (1977).
- [11] A.A. Perelomova, "Projectors in nonlinear evolution problem: acoustic solitons of bubbly liquid," *Applied Mathematical Letters* **13**, 93-98 (2000).
- [12] A.A. Perelomova, "Nonlinear dynamics of vertically propagating acoustic waves in stratified atmosphere," *Acta Acustica* **84**, 1002-1006 (1998).
- [13] A.A. Perelomova, "Directed acoustic beams interacting with heat mode: coupled nonlinear equations and modified KZK equation," *Acta Acustica* **87**, 176-183 (2001).

- [14] S.B. Leble, *Nonlinear waves in waveguides with stratification*, (Springer-Verlag, Berlin, 1991).
- [15] E.A. Zabolotskaya, R.V. Khokhlov, "Quasiplane waves in the nonlinear acoustic field of confined beams," *Sov. Phys. Acoust.* **15(1969)**, 35-40.
- [16] N.S. Bakhvalov, Ya.M. Zhileikin, and E.A.Zabolotskaya, *Nonlinear theory of sound beams*, (American Institute of Physics, New York, 1987).
- [17] V.E. Gusev, and O.V.Rudenko, "Non-steady quasi-one-dimensional acoustic streaming in unbounded volumes with hydrodynamic nonlinearity," *Sov. Phys. Acoust.* **25** 493-497 (1979).
- [18] V.E. Gusev, and O.V. Rudenko, "Evolution of nonlinear two-dimensional acoustic streaming in the field of a highly attenuated sound beam," *Sov. Phys. Acoust.* **27(6)**, 481-484 (1980).
- [19] H.C. Starritt, F.A. Duck, and V.F. Humphrey, "An experimental investigation of streaming in pulsed diagnostic ultrasound beams," *Ultrasound in Medicine and Biology* **15(4)**, 363-73 (1989).
- [20] H.C. Starritt, C.L. Hoad, F.A. Duck, D.K.Nassiri, I.R. Summers, and W. Vennart, "Measurement of acoustic streaming using magnetic resonance," *Ultrasound in Medicine and Biology* **26(2)**, 321-33 (2000).
- [21] H. Mitome, S. Hatanaka and T. Tuziuti, "Observation of spatial non-uniformity in a sonochemical reaction field", in *Advances in Nonlinear Acoustics, Proceedings of the 15th International Symposium on Nonlinear Acoustics* , edited by W. Lautenborn and T. Kurz (AIP Conference Proceedings, New York, 2000), 473-476.
- [22] A.Perelomova, S. Leble, M. Kusmirek-Ochrymiuk, "Nonlinear evolution of the acoustic wave in a semi-ideal gas", *Archives of Acoustics* **26(4)**, 351-360 (2001).
- [23] M.F. Hamilton, O.V. Rudenko, and V.A. Khokhlova, "Analytical method for describing the paraxial region of finite mplitude sound beams", *J. Acoust. Soc. Am.* **101(3)**, 1298-1308 (1997).

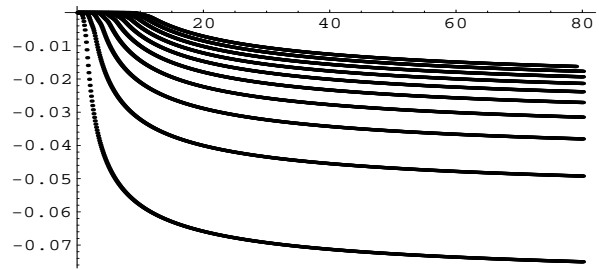
Figure Captures

FIG. 1. Dimensionless transversal velocity $\frac{V_x}{\sqrt{\mu\beta}}$ via time at different longitudinal points $y:1,2,3,..10$ (from the lowest to the upper curve), $x = \sqrt{2}/2$.

FIG. 2. Stationary dimensionless transversal velocity $\frac{V_x}{\sqrt{\mu\beta}}$ via longitudinal co-ordinate y at $x = \sqrt{2}/2$.

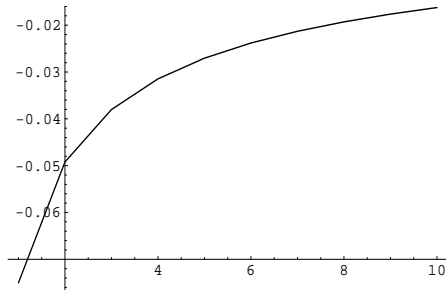
FIG. 3. a)Streamlines in the plane (x,y) , $t=3$; x-transversal and y - longitudinal co-ordinates, b)dimensionless pressure of acoustic source via y at $t=3$, $x = \sqrt{2}/2$.

FIG. 4. a)Streamlines in the plane (x,y) , $t=5$; x-transversal and y - longitudinal co-ordinates, b)dimensionless pressure of acoustic source via y at $t=5$, $x = \sqrt{2}/2$.



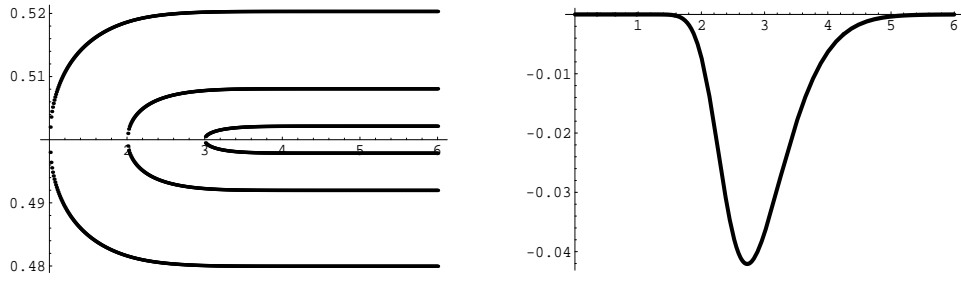
Perelomova

Figure 1



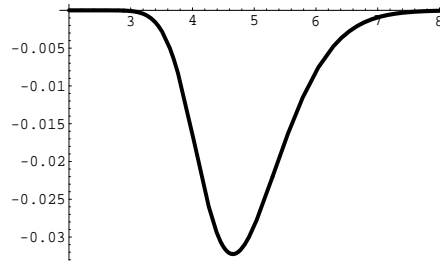
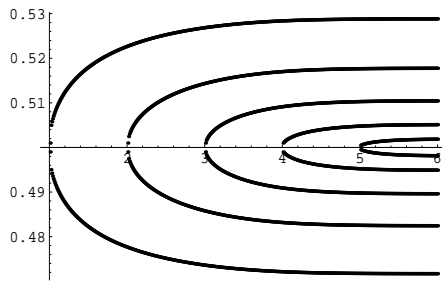
Perelomova

Figure 2



Perelomova

Figure 3



Perelomova

Figure 4