

GENERALIZED CRITICAL POINTS ANALYSIS OF ACETYLENE
VIBRATIONAL DYNAMICS

by
XINLI DING

A DISSERTATION

Presented to the Department of Chemistry
and the Graduate School of the University of Oregon
in partial fulfillment of the requirements
for the degree of
Doctor of Philosophy

March 2004

“Generalized Critical Points Analysis of Acetylene Vibrational Dynamics”, a dissertation prepared by Xinli Ding in partial fulfillment of the requirements for the Doctor of Philosophy degree in the Department of Chemistry. This dissertation has been approved and accepted by:

Dr. Jeffrey A. Cina, Chair of the Examining Committee

Date

Committee in charge: Dr. Jeffrey A. Cina, Chair
 Dr. Michael E. Kellman, Advisor
 Dr. David R. Herrick
 Dr. Michael M. Haley
 Dr. Jens U. Nöckel

Accepted by:

Dean of the Graduate School

An Abstract of the Dissertation of
Xinli Ding for the degree of Doctor of Philosophy
in the Department of Chemistry to be taken March 2004

Title: GENERALIZED CRITICAL POINTS ANALYSIS OF ACETYLENE
VIBRATIONAL DYNAMICS

Approved: _____
Dr. Jeffrey A. Cina

Classical tools of nonlinear dynamics are used to study the highly excited vibrations of small molecules. For effective Hamiltonians with one polyad number (approximate constant of motion), previously developed methods locate new anharmonic modes using the critical points in the reduced classical phase space. Theoretical arguments are given for generalizing the method to more than one polyad number. As the simplest classical invariant structure, critical points of the reduced phase space are solved analytically without relying on either integrating trajectories or visual inspection. These critical points, especially those that are linearly stable, are expected to indicate regions with the same type of classical dynamics as well as quantum modes of vibration.

The pure bending Hamiltonian of acetylene (C_2H_2) is analyzed to demonstrate

the effectiveness of critical points analysis. Four families of critical points are born in distinct bifurcations, each corresponding to a novel anharmonic mode. These modes are visualized with custom computer-generated animations. Their origin and nature are qualitatively explained through separate consideration of DD-I and ℓ resonance alone. Quantum survival probability verifies that the Local and Counter Rotator modes are the stable modes of vibration at high excitation.

The same analysis is extended for the first time to the acetylene stretch-bend system, which has never been analyzed classically with all the resonance couplings. Preliminary results are obtained for the polyad series containing the C-H stretch overtones. The local C-H stretch critical points family, induced by the stretch-stretch ($K_{11/33}$) resonance, is located and shown to bifurcate into at least 4 new families when the stretch-bend resonances are included. The new families indicate that the mixing between the stretch and bend may result in novel vibrational modes.

This dissertation includes my previously co-authored materials.

CURRICULUM VITA

NAME OF AUTHOR: Xinli Ding

GRADUATE AND UNDERGRADUATE SCHOOLS ATTENDED:

University of Oregon
Peking University, Beijing, P.R.China

DEGREES AWARDED:

Doctor of Philosophy in Chemistry, 2004, University of Oregon
Bachelor of Science in Chemistry, 1997, Peking University

AREAS OF SPECIAL INTEREST:

Chemical Physics
Nonlinear Dynamics
Computer Aided Visualization

PROFESSIONAL EXPERIENCE:

Research Assistant, Department of Chemistry, University of Oregon, Eugene,
1997-2004

Teaching Assistant, Department of Chemistry, University of Oregon, Eugene,
1997-1998

PUBLICATIONS:

* Under the name V. Tyng

- [1] Y. Shuangbo, V. Tyng, and M.E. Kellman. Spectral patterns of isomerizing systems. *J. Phys. Chem. A.*, 107:8345, 2003.
- [2] M.E. Kellman, M.W. Dow, and V. Tyng. Dressed basis for highly excited molecular vibrations. *J. Chem. Phys.*, 118:9519, 2003.
- [3] J.F. Svitak, V. Tyng, and M.E. Kellman. Bifurcation analysis of higher m:n resonance spectroscopic Hamiltonian. *J. Chem. Phys.*, 106:10797, 2002.
- [4] M.E. Kellman and V. Tyng. Bifurcation effects in coupled Bose-Einstein condensates. *Phys. Rev. A*, 66:013602/1, 2002.
- [5] C. Zhou, D. Xie, R. Chen, G. Yan, H. Guo, V. Tyng, and M.E. Kellman. Quantum calculation of highly excited vibrational energy levels of CS₂ (\tilde{X}) on a new empirical potential energy surface and semiclassical analysis of 1:2 Fermi resonance. *Spectro. Acta. A*, 58A:727, 2002.
- [6] M.E. Kellman, J.P. Rose, and V. Tyng. Spectral patterns and ultrafast dynamics in planar acetylene. *European Physical Journal D*, 14:225, 2001.
- [7] M. Joyeux, D. Sugny, V. Tyng, M.E. Kellman, H. Ishikawa, R.W. Field, C. Beck, and R.Schinke. Semiclassical study of the isomerization states of HCP. *J. Chem.Phys.*, 112:4162, 2000.

ACKNOWLEDGMENTS

In finishing this thesis the author is indebted to the following people:

- Foremost, my advisor, Michael Kellman, for research opportunity, academic guidance and financial support over the years.
- Dr. John Svitak for valuable help early in my research, and Dr. Shuangbo Yang who continues to be an inspiring co-worker and collaborator.
- Jeffrey Cina, Travis Humble and Mary Rohrdanz, for intellectually stimulating discussions on Electrodynamics of Continuous Media and beyond.
- Fellow students who provided support and editorial feedback during the writing of this thesis: Polly Berseth, Kerry Breno, Carrie Daniels-Hafer, Fred Harris and Michelle Knowles.
- Finally and most importantly, Erich Wolf, without whom this thesis would not be possible.

This thesis is also available online at the following URL:

<http://darkwing.uoregon.edu/~meklab/DingThesis/>

TABLE OF CONTENTS

Chapter	Page
I. INTRODUCTION	1
1.1 Molecular Dynamics Encoded In Spectra	1
1.2 Modes of Vibration	2
1.3 Goal and Structure of Thesis	7
II. BACKGROUND INFORMATION	10
2.1 Effective Quantum Hamiltonian and Polyads	10
2.2 Basic Concepts in Classical Mechanics	18
2.2.1 Heisenberg's Correspondence Principle	19
2.2.2 Hamiltonian Classical Dynamics	20
2.2.3 Constants of Motion	20
2.2.4 Invariant Phase Space Structures	22
2.2.5 Bifurcations	30
2.2.6 Poincaré Surface of Section	32
2.3 Quantum-Classical Correspondence	36
III. METHODOLOGY	40
3.1 Critical Points Analysis of Single $m : n$ Resonance	40
3.1.1 The $m : n$ Resonance Hamiltonian	40
3.1.2 The Polyad Phase Sphere and Critical Points	42
3.1.3 Spectral Patterns	48
3.1.4 Catastrophe Map	49
3.1.5 Summary	51

Chapter	Page	
3.2	Large-Scale Bifurcation Analysis	53
3.3	Generalized Critical Points Analysis	57
	3.3.1 Reduced Phase Space Trajectory Near Critical Points	59
	3.3.2 The Presence of Multiple Cyclic Angles	62
	3.3.3 Semiclassical Localization Near Critical Points	65
	3.3.4 Summary	70
IV. BIFURCATION ANALYSIS OF C ₂ H ₂ BENDS		72
4.1	Introduction	72
4.2	C ₂ H ₂ Pure Bending System	77
	4.2.1 Quantum Effective Hamiltonian	77
	4.2.2 Classical Hamiltonian	81
4.3	Critical Points Analysis	85
	4.3.1 Computational Details	85
	4.3.2 Results of the $[N_b, 0]$ Polyads	91
	4.3.3 Results of the $[N_b, \ell]$ Polyads	101
4.4	Discussions	103
	4.4.1 Comparison with Other Studies	103
	4.4.2 Summary of Method	109
4.5	Effect of Single DD-I and Single ℓ Resonances	110
4.6	Quantum Survival Probabilities	124
4.7	Summary and Conclusion	130

Chapter	Page
V. BIFURCATION ANALYSIS OF C ₂ H ₂ STRETCH-BEND	132
5.1 Introduction	132
5.1.1 The Effective Hamiltonian	132
5.1.2 Overview of Existing Studies	136
5.2 Preliminary Considerations	138
5.2.1 The Stretch Overtone Polyads	138
5.2.2 Stability of the Normal C-H Stretch Overtones	139
5.2.3 Effect of Stretch-Bend Resonances	147
5.3 Critical Points Analysis	149
5.3.1 Computational Details	149
5.3.2 Results	153
5.4 Summary	156
VI. CONCLUSIONS AND FUTURE DIRECTIONS	158
6.1 Conclusions	158
6.2 Summary of Contributions	159
6.3 Future Work	160
APPENDIX	
A. CANONICAL TRANSFORMATION	162
B. TOPOLOGY OF $[N_b, 0]$ PURE BENDING PHASE SPACE	166
BIBLIOGRAPHY	182

LIST OF FIGURES

Figure	Page
1.1 Normal and local stretching modes in an ABA molecule	5
2.1 Polyad structures in spectra	14
2.2 Locating a polyad number from resonance vectors	16
2.3 Hydrologic landmarks on an unknown continent	24
2.4 Dynamics near linearly stable and unstable critical points	27
2.5 Trajectory on an invariant 2-torus.	29
2.6 Pitchfork bifurcation in 1 DOF system	31
2.7 The construction of an SOS	33
2.8 Regular, mixed and chaotic dynamics from an SOS	35
2.9 Localization of semiclassical wavefunctions	38
3.1 Coordinates on the PPS	43
3.2 PPS and semiclassical trajectories	46
3.3 Gap in the energy pattern	47
3.4 Catastrophe map of 1 : 1 resonance system	50
3.5 Critical points analysis of the $m : n$ resonance Hamiltonian	52
3.6 Large-scale bifurcation structure in H_2O	56
3.7 Dynamics in the reduced and full phase spaces	63

3.8	Semiclassical localization near critical points	67
3.9	Localization near a minimum in the reduced phase space	69
4.1	Acetylene-vinylidene isomerization	74
4.2	Normal vibrational modes of C_2H_2	76
4.3	Resonance couplings within a pure bending polyad	80
4.4	Pseudopotentials of $[6, 0]$ and $[22, 0]$	90
4.5	Critical points and their bifurcations in $[N_b, 0]$ polyads	94
4.6	Cartesian bending coordinates	97
4.7	Cartesian PO corresponding to critical points	99
4.8	Critical points and their bifurcations in $[N_b, \ell]$ polyads	104
4.9	The M_2 trajectory	106
4.10	SOS near the Pre critical point	108
4.11	Quantum states and PPS of the zero-order system	112
4.12	DD-I and ℓ resonance PPS of $[4, 0]$ polyad	113
4.13	DD-I and ℓ resonance PPS of $[2, 0]$ polyad	114
4.14	DD-I and ℓ resonance PPS of $[20, 0]$ polyad	115
4.15	Bifurcation of critical points in H_{DDI}	117
4.16	Catastrophe map of H_{DDI}	119
4.17	Catastrophe map of H_ℓ	120
4.18	New bending modes as superpositions of the normal ones	122
4.19	Survival probability of selected bending states	129

5.1	Resonance couplings among the stretch-bend normal modes	134
5.2	Classical stability of C-H normal stretch overtones	141
5.3	Reduced phase space of $H_{11/33}$ Hamiltonian	143
5.4	Reduced phase space of $H_{3/245}$ Hamiltonian	146
5.5	Frequency resonance planes in the stretch overtone polyads	150
5.6	Critical points in the stretch overtone polyads	154
B.1	Conservation of topological index on the PPS	168
B.2	Critical points in $[N_b, 0]$ polyads at low N_b	171

LIST OF TABLES

Table	Page
4.1 Parameters in pure bending effective Hamiltonian	78
4.2 (ψ_a, ψ_b) values of bending critical points	87
4.3 New critical points in $[N_b, 0]$ polyads	92
4.4 Proposed composition of critical points in H_{bend}	124
5.1 C_2H_2 stretch-bend effective Hamiltonian	137
B.1 Indices of critical points in Hamiltonian systems	167
B.2 Topological indices of 2- and 4-dimensional manifolds	169

CHAPTER I

INTRODUCTION

1.1 Molecular Dynamics Encoded In Spectra

In its earlier years, spectroscopy was an important tool in determining the structure of molecules. Today, the equilibrium structure, as well as the related spectroscopic constants, continues to be actively pursued. However, the accumulated theory, techniques and data have also enabled researchers to use spectroscopy as a probe of dynamical processes, such as collisions, energy transfer, and chemical reactions.

The question is how to decode dynamical information from the experimental or calculated spectra. Spectra recorded in either the frequency or time domain should reflect the same physical behavior. These domains are formally connected by a Fourier transform [1]. Electromagnetic radiation affects molecules on at least four levels in the order of increasing energy: the nuclear spin, rotational, vibrational and electronic Degrees Of Freedom (DOF). The interactions among even these four levels within a molecule make it nontrivial to analyze the total dynamics. For chemists, the vibrational DOF are of special interest since they are closely related to chemical

reaction processes [2]. The focus of this thesis is the vibrational dynamics of small polyatomic molecules (3-4 atoms). On the one hand, they are much simpler than most organic or biological molecule, where explicit treatment of all DOF is usually difficult if not impossible. On the other hand, these small molecules already exhibit a rich range of dynamical behavior, especially among the highly excited states, that is yet to be fully understood [3].

1.2 Modes of Vibration

We start with the frequency-domain spectra. Each resolved level in the spectrum corresponds to one quantum eigenstate of the molecular Hamiltonian. The decoding of dynamics involves assignment of these levels with quantum numbers corresponding to their modes of vibration. The word “mode” has been rather liberally used to designate patterns in vibrations. The conventional meaning is that there are certain coordinates in which the vibration appears particularly simple. Especially, it refers to the case when the vibration can be separated into independent periodic oscillations in these coordinates. Such a separation is crucial for comprehending molecular vibrations that may be too complex for direct visualization. Therefore, mode designation is more than mere labeling because it reflects the pattern of underlying dynamics.

A well-known case is the normal modes. When the amplitudes of vibration remain small, the force between any two atoms can be approximated as harmonic, i.e.

proportional to the displacement from equilibrium configuration. Diagonalization of the resulting force constant matrix yields $3N - 6$ (or $3N - 5$ for linear molecules) normal mode coordinates, N being the number of atoms in the molecule [4]. The classical motion of the atoms (determined by Newtonian mechanics) is decomposable into oscillations along these normal mode coordinates with characteristic frequencies. In the quantum system, the nodes of the eigenstates are distributed along the normal coordinates (each intersecting the coordinate perpendicularly). A set of normal mode quantum numbers can be assigned from counting the nodes.

At higher energy, as the vibrational amplitudes increase, inter-atomic forces deviate from the harmonic approximation. This requires the inclusion of additional terms, such as anharmonic coefficients and resonance couplings, in describing the vibrational dynamics. The former distorts the normal modes, while the latter not only distort but also mix them. Eventually, the mixing would become so extensive that the normal mode picture ceases to be a valid representation of the dynamics.

It is believed that at sufficiently high energy, the vibrational dynamics enters the “bag of atoms” regime [3], which is characterized by a general lack of periodicity. In practice, however, this regime may not be easily attained. In at least some and perhaps most molecules, even when the normal modes break down dynamics could acquire new types of periodicity corresponding to new modes of vibration. For example, in H_2O [5] and O_3 [6], the stretching states exhibit a transition from normal to local mode behavior as the energy of excitation is increased. In Fig. 1.1, the normal

symmetric and antisymmetric modes have two A-B bonds stretch in phase and out of phase by π , respectively. In the local modes, only one of the A-B bonds is vibrating. The more excited states can be assigned in terms of local mode quantum numbers, but not the normal mode ones. Here the local mode is not just another way to describe the molecule, but a special one that directly reflects the underlying dynamics. More exotic modes, such as the “precessional” mode [7] and more complicated collective motions [8], are also known to exist.

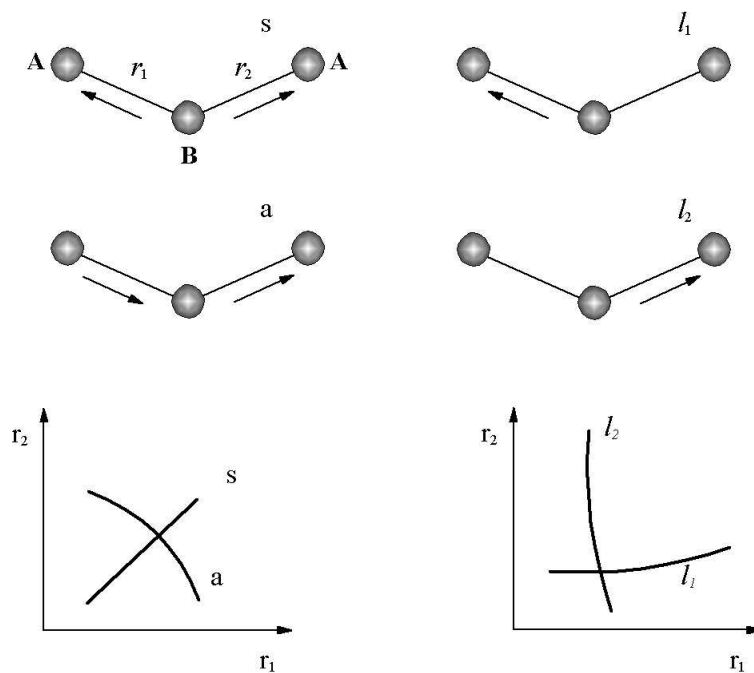


FIGURE 1.1 Normal and local stretching modes in an ABA molecule. In the normal symmetric (s) and antisymmetric (a) modes, the two A-B bonds vibrate in concert. In contrast, the local modes 1 (l_1) and 2 (l_2) have most vibrational amplitude in only one bond.

These vibrational modes strongly influence the molecules' chemical behavior. When a molecule is between collisions and free of other external interactions, its intrinsic reaction rate, if one exists, is determined by the flow of vibrational energy within the molecule, a process termed Intramolecular Vibrational Relaxation (IVR) [3,9]. The complete characterization of IVR requires a "map" of all possible paths of energy flow. Yet, in actual modeling of reactions, such a detailed description is often simplified into a statistical treatment. A most popular assumption is the Rice-Ramsperger-Kassel-Marcus (RRKM) model, which assumes unrestricted energy flow among all vibrational DOF [10]. This model is assumed increasingly valid at high internal energy and coupling, especially when the corresponding classical dynamics is chaotic [11].

In contrast, energy in a stable vibrational mode remains trapped in a small fraction of all the possible energy distributions. IVR and reaction probability would be very different from the RRKM limit when the molecule is in such a state. Then, one has to be cautious about using a statistical model. These stable modes may be of great use in coherently controlling chemical reactions [12], because excitation energy in these modes may remain long enough for optical manipulation.

Since the famous Fermi-Ulam-Pasta simulation in 1953 [13], molecular systems have served as an application for the mathematical theory of nonlinear dynamics, and a motivation for its continued development. The past 50 years have seen an increasing interest in applying classical nonlinear mechanics in studying dynamics of microscopic

systems.

1.3 Goal and Structure of Thesis

The identification and assignment of vibrational modes are crucial for analyzing the dynamics of highly excited molecules. For over a decade, the Kellman group has been using the mathematical tools of bifurcation [14] and catastrophe theory [15] to study classical and quantum behavior in the vibration of small molecules. The group developed the method of critical points analysis in order to uncover the non-linear, anharmonic modes at high excitation via analytical detection (as opposed to numerical search). Its earliest formulation focused on the integrable two-oscillator-single-resonance systems, according to the critical point(s) in the reduced classical phase space [16]. This was later extended to coupled 3-oscillator systems, which are nonintegrable [17]. These two methods are reviewed in references [18,19]. This thesis is a further generalization that takes into account Hamiltonians with multiple polyad numbers. The result is a DOF-independent method of generalized critical points analysis based on a more rigorous foundation. The vibrational dynamics, especially the pure bending subsystem of acetylene (C_2H_2) is studied using the generalized critical points analysis.

Chapter 2 reviews the relevant background information: the effective quantum Hamiltonian and polyads, basic tools in classical mechanics, and topics on the quantum-classical correspondence.

Chapter 3 first describes existing procedures of critical points analysis for treating integrable and nonintegrable systems with one polyad number. Then general considerations are carried out with regard to the behavior of critical points of an arbitrary effective Hamiltonian with polyad number(s).

Chapter 4 applies this analysis to the C_2H_2 pure bending system. The result reveals the existence of new families of critical points, born in bifurcations at increasing energy. The result is compared to those from the separate consideration of single resonances, giving a qualitative description of the nature of the new critical points. The stable families of critical points correspond to stable quantum modes of vibration.

Chapter 5 extends the analysis to the stretch-bend acetylene system including all the resonances. The fate of the C-H normal stretch mode overtones is considered under increasing excitation. The preliminary result suggests that a chain of bifurcations first create a local C-H stretch mode, which then bifurcates into more complex stretch-bend modes.

Chapter 6 summarizes contributions made in this thesis, and discusses possible future directions of research.

GLOSSARY

DOF	Degrees Of Freedom
IVR	Intramolecular Vibrational Redistribution
PES	Potential Energy Surface
PO	Periodic Orbit(s)
PPS	Polyad Phase Sphere(s)
RRKM	Rice-Ramsperger-Kassel-Marcus model
SOS	Surface(s) Of Section
ZOS	Zero-Order State(s)

CHAPTER II

BACKGROUND INFORMATION

2.1 Effective Quantum Hamiltonian and Polyads

The molecular vibrational spectrum is often modeled by an effective Hamiltonian obtained from fitting the spectral levels ¹. Taking $\hbar = 1$, the general form of an effective Hamiltonian is:

$$\hat{H}_{eff} = \hat{H}_0 + \sum \hat{V}_2^{ij} + \sum \hat{V}_3^{ijk} + \dots \quad (2.1)$$

with

$$\hat{H}_0 = \sum_i \omega_i \left(\hat{n}_i + \frac{d_i}{2} \right) + \sum_{i,j;i \leq j} x_{ij} \left(\hat{n}_i + \frac{d_i}{2} \right) \left(\hat{n}_j + \frac{d_j}{2} \right) + \dots \quad (2.2)$$

$$\hat{V}_2^{ij} = V_{ij} [(\hat{a}_i^\dagger)^m (\hat{a}_j)^n + (\hat{a}_j^\dagger)^n (\hat{a}_i)^m] \quad (2.3)$$

$$\hat{V}_3^{ijk} = V_{ijk} [(\hat{a}_i^\dagger)^m (\hat{a}_j)^n (\hat{a}_k)^p + (\hat{a}_j^\dagger)^n (\hat{a}_k^\dagger)^p (\hat{a}_i)^m] \quad (2.4)$$

The \hat{H}_0 term is in the form of a Dunham expansion [21]. \hat{n}_i is a zero-order mode (e.g. normal or local modes) number operator, whose eigenvalue is n_i . d_i is the

¹The fit is to either the resolved experimental spectra or the spectra from theoretical calculations [20].

degeneracy of mode i : 1 for non-degenerate modes and 2 for doubly degenerate modes (such as the bending of a linear molecule). Each \hat{V}_2^{ij} term in eqn. (2.1) represents a resonance that couples the modes i and j . It exchanges m quanta in mode i and n quanta in mode j . \hat{V}_3^{ijk} acts in a similar manner among three modes i , j and k . The operators \hat{a}_i^\dagger , \hat{a}_i have matrix elements identical to those of harmonic raising and lowering operators, i.e.

$$\hat{a}_i^\dagger |n_i\rangle = \sqrt{n_i + 1} |n_i + 1\rangle \quad (2.5)$$

$$\hat{a}_i |n_i\rangle = \sqrt{n_i} |n_i - 1\rangle \quad (2.6)$$

$$\hat{a}_i^\dagger \hat{a}_i |n_i\rangle = \hat{n}_i |n_i\rangle = n_i |n_i\rangle \quad (2.7)$$

$|n_1, n_2, \dots, n_N\rangle$ comprise a set of eigenstates of \hat{H}_0 . They are referred to as the Zero Order States (ZOS). In the basis spanned by the ZOS, the matrix form of \hat{H}_{eff} is obtained from eqns. (2.5,2.6). Diagonalization of this matrix yields quantum eigenfunctions in terms of the ZOS. In order to compare these eigenfunctions to the molecular coordinate space (such as bond length and angle), one needs to assume for each n_i an oscillator model, e.g. of harmonic [22] or Morse [23] type.

The resonance coupling terms \hat{V} cause the ZOS to mix in the eigenfunctions. The quantum numbers n_i then are no longer good quantum numbers. However, certain linear combinations of them, known as the polyad numbers, may remain conserved in the fitting Hamiltonian (and approximately conserved in the exact molecular Hamiltonian). In triatomic molecules like H₂O, there is often an approximate 2:1 fre-

quency ratio between one normal stretching mode n_1 and the bending mode n_2 [24]². This ratio leads to the inclusion of a Fermi resonance term in \hat{H}_{eff} . The Fermi resonance (1) takes one quantum out of n_1 and adds two quanta to n_2 , and (2) takes two quanta out of n_2 and adds one quantum to n_1 . When the equilibrium configuration of the molecule is non-linear, the bending n_2 mode is singly degenerate ($d_2 = 1$).

The effective two-mode Hamiltonian with Fermi resonance is

$$\begin{aligned} \hat{H}_{Fermi} = & \omega_1(\hat{n}_1 + \frac{1}{2}) + \omega_2(\hat{n}_2 + \frac{1}{2}) + x_{11}(\hat{n}_1 + \frac{1}{2})^2 + x_{12}(\hat{n}_1 + \frac{1}{2})(\hat{n}_2 + \frac{1}{2}) \\ & + x_{22}(\hat{n}_2 + \frac{1}{2})^2 + V_{Fermi}[\hat{a}_1^\dagger(\hat{a}_2)^2 + (\hat{a}_2^\dagger)^2\hat{a}_1] \end{aligned} \quad (2.8)$$

The polyad number

$$\hat{P} = 2\hat{n}_1 + \hat{n}_2 \quad (2.9)$$

remains conserved since it commutes with the Hamiltonian

$$[\hat{P}, \hat{H}_{Fermi}] = \hat{P}\hat{H}_{Fermi} - \hat{H}_{Fermi}\hat{P} = 0 \quad (2.10)$$

In the quantum Hamiltonian, the presence of \hat{P} means that the resonance coupling only couples ZOS with the same polyad number. For example, there are four ZOS $|n_1, n_2\rangle$ interacting within $P = 3$:

$$\underline{|3, 0\rangle \leftrightarrow |2, 2\rangle \leftrightarrow |1, 4\rangle \leftrightarrow |0, 6\rangle}$$

²Meanwhile, the other non-interacting stretching normal mode n_3 can be regarded as a ‘‘spectator’’. Because the number of quanta in it is constant, it is absorbed into the other parameters when we only consider a specific n_3 manifold.

States belong to the same polyad appear in clusters in the spectra, as illustrated in Fig. 2.1. Experimentally, it is often the observation of such clustering that leads to the adoption of a polyad model [25].

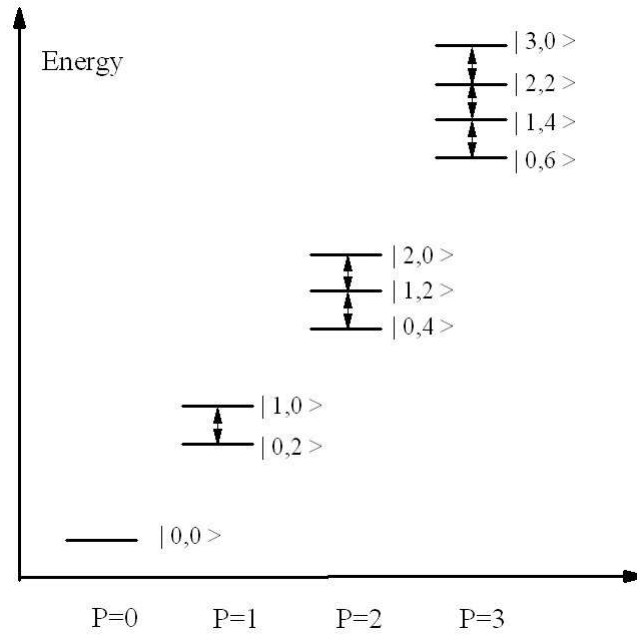


FIGURE 2.1 Polyad structures in spectra, a schematic illustration. The states with the same polyad number P may strongly interact with each other due to their closeness. Interpolyad couplings, on the other hand, are relatively weak due to the large energy spacing between polyads.

Under the polyad model there is no coupling between one polyad and another. The Hamiltonian matrix therefore can be separated into blocks, each containing the intra-polyad couplings. The blocks can be individually diagonalized, which substantially reduces the amount of computation involved. In the time domain, the existence of polyad(s) imposes an approximate restriction on the energy flow: IVR can only occur within the same polyad [26].

A systematic method to locate polyad numbers was devised by Kellman [27]. The method is closely related to an earlier van Vleck perturbation study by Fried and Ezra [28]. Let there be N zero-order vibrational modes, excluding the spectator ones. Each resonance term \hat{V} can be represented by a resonance vector in the N -dimensional linear space $\vec{V}_i = \{n_1, n_2, \dots, n_N\}$. All the resonance vectors \vec{V}_i in \hat{H}_{eff} , taken together, form a linear subspace with M dimensions ($M \leq N$). Orthogonal to this subspace is another $(N-M)$ dimensional subspace from which the $(N-M)$ polyad numbers are found. This is graphically illustrated in Fig. 2.2 for $N = 3, M = 2$. The coefficients in the polyad number can be taken to be any set of linearly independent vectors \vec{P}_j , which span the $(N - M)$ dimensional subspace. In the Fermi resonance system, for example, the resonance vector $\vec{V}_{Fermi} = \{1, -2\}$ gives the polyad number $P = 2n_1 + n_2$, in accordance with the vector $\vec{P} = \{2, 1\}$ orthogonal to \vec{V}_{Fermi} .

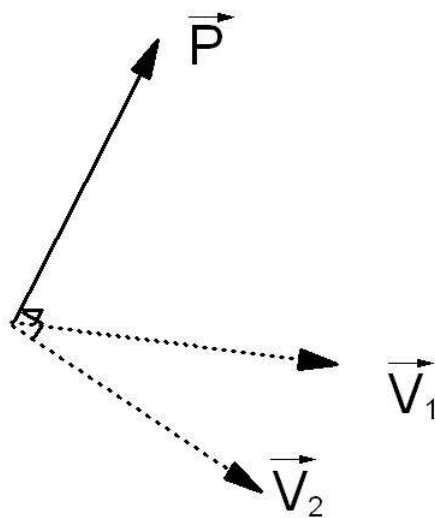


FIGURE 2.2 Locating a polyad number from resonance vectors, a schematic illustration adapted from Fig. 1 of [19].

Although the total number of polyad numbers is fixed, each of them is not uniquely defined. There is the liberty of multiplying \vec{P}_j by an arbitrary factor or linearly combining any number of \vec{P}_j . The usual choice is to match their coefficients to the approximate integer ratios among the zero-order mode frequencies, as these ratios lead to the inclusion of the respective resonance terms in \hat{H}_{eff} in the first place [29].

Even when the more comprehensive Potential Energy Surface (PES) is available, effective Hamiltonians are often constructed from the PES with perturbative methods [30,31] in order to simplify the subsequent analysis. The effective Hamiltonian is not only a more reliable model (compared to PES) for the highly excited states in triatomic or larger molecules, but also easily gives the useful insight of the polyad structure.

The conservation of polyad numbers is never exact ³. The degree of their conservation can be estimated by the uncertainty relationship $\Delta E \cdot \Delta t \geq \hbar$. Spectral data recorded at low frequency resolution (larger ΔE) decodes dynamics at shorter timescale (smaller Δt), and vice versa. In molecules, spectral peaks well described by a polyad Hamiltonian may break into finer structures when scrutinized at finer frequency resolution. This is caused by the small coupling terms not included in the

³Physical laws of rigorous conservation are based on fundamental symmetry, known as Noether's Theorem (see Chapter 12.7 of [32]). As an example, the conservation of energy and linear, angular momentum result from the homogeneity of time, space and the isotropy of space, respectively. This is not the case with polyad numbers.

effective Hamiltonian, which exercise their effects (including the breaking down of the polyad number) at longer time scales [33]. As an example, the acetylene pure bending Hamiltonian of Chapter 4 is fitted to spectra recorded with a resolution of 2 cm^{-1} or finer. The corresponding uncertainty $\Delta t = 2.6$ picosecond is much longer than the bending vibration period (50 femtoseconds). Since the polyad structure is still present at 2.6 ps time scale, the polyad numbers predicted from the effective Hamiltonian can be assumed valid at the same time scale or longer.

2.2 Basic Concepts in Classical Mechanics

Although microscopic systems are governed by quantum mechanics, classical mechanics continues to be an important tool in understanding molecular processes due to the following fundamental and empirical reasons. (1) Quantum mechanics is built upon classical mechanics, as opposed to being a self-consistent theory. Various semiclassical methods serve as a bridge between the quantum and classical worlds. (2) Even when the classical description is not exact, it provides an intuitive tool for the human researcher, whose perceptions are unfortunately macroscopic and therefore classical, to understand the microscopic phenomena. (3) In large and/or highly excited systems, treating the whole system quantum mechanically can become challenging, making classical and semiclassical methods useful supplements.

Below we discuss some basic concepts in classical mechanics (of the Hamiltonian formulation) that are pertinent to the topic of this thesis. The reader is referred to Tabor [34] for a general introduction to classical mechanics with emphasis on the

nonlinear dynamics. The textbook by Goldstein [32] may serve as a more comprehensive reference.

2.2.1 Heisenberg's Correspondence Principle

Heisenberg's Correspondence Principle provides an important connection between the quantum and classical worlds [35]. It relates raising and lowering operators in quantum mechanics to Fourier components of action-angle variables in classical mechanics [36]:

$$\begin{aligned}\hat{a}_i^\dagger &\rightarrow \sqrt{n_i + \frac{d_i}{2}} e^{i\phi_i} = \sqrt{I_i} e^{i\phi_i} \\ \hat{a}_i &\rightarrow \sqrt{n_i + \frac{d_i}{2}} e^{-i\phi_i} = \sqrt{I_i} e^{-i\phi_i}\end{aligned}\quad (2.11)$$

The N -mode quantum Hamiltonian \hat{H}_{eff} is mapped to an N DOF classical Hamiltonian H_{eff} in canonical variables (I_i, ϕ_i) . The \hat{n}_i terms in \hat{H}_0 transform as

$$I_i = n_i + \frac{d_i}{2}\quad (2.12)$$

Hence, substitution of eqn. (2.11) into (2.8) yields

$$H_{Fermi} = \omega_1 I_1 + \omega_2 I_2 + x_{11} I_1^2 + x_{12} I_1 I_2 + x_{22} I_2^2 + 2V_{Fermi} \sqrt{I_1^2 I_2} \cos[\phi_1 - 2\phi_2] \quad (2.13)$$

Classically, the action-angle variables are defined as the conserved action I_i and conjugate angle ϕ_i of the zero-order oscillator of mode i . In particular, when the oscillator is 1-dimensional and harmonic, they can be related to the Cartesian coordinate and momentum by

$$q_i = \sqrt{I_i} \cos \phi_i, \quad p_i = \sqrt{I_i} \sin \phi_i \quad (2.14)$$

2.2.2 Hamiltonian Classical Dynamics

The (I_i, ϕ_i) variables form a set of canonically conjugate coordinates in Hamiltonian mechanics. Their time evolution (also known as equations of motion) has the elegant form

$$\dot{I}_i = \frac{dI_i}{dt} = -\frac{\partial H}{\partial \phi_i} \quad (2.15)$$

$$\dot{\phi}_i = \frac{d\phi_i}{dt} = \frac{\partial H}{\partial I_i} \quad (2.16)$$

Once the initial condition $\{I_i(0), \phi_i(0)\}$ is given, the subsequent solution $\{I_i(t), \phi_i(t)\}$ is determined by integrating eqns. (2.15,2.16). $\{I_i(t), \phi_i(t)\}$ is known as a phase space trajectory or trajectory. When the Hamiltonian H is independent of time, a trajectory cannot intersect with itself in phase space, although it could retrace the same closed orbit repeatedly.

The equations of motion remain formally invariant. After a transformation between two sets of canonical coordinates (called a canonical transformation), e.g. $(I_i, \phi_i) \rightarrow (J_i, \Phi_i)$, we have:

$$\dot{J}_i = -\frac{\partial H}{\partial \Phi_i} \quad (2.17)$$

$$\dot{\Phi}_i = \frac{\partial H}{\partial J_i} \quad (2.18)$$

2.2.3 Constants of Motion

In a time-independent Hamiltonian, the energy is conserved, i.e. is a constant of motion. Additional constants of motion may be present due to the polyad numbers.

In the Fermi resonance system, the polyad number $\hat{P} = 2\hat{n}_1 + \hat{n}_2$ corresponds to a constant of motion through eqn. (2.12):

$$I = 2I_1 + I_2 = P + \frac{3}{2} \quad (2.19)$$

Like the quantum commutator in eqn. (2.10), the Poisson bracket between I and H_{Fermi} also vanishes. In order for the angle θ conjugate to I to satisfy

$$\dot{I} = -\frac{\partial H_{Fermi}}{\partial \theta} = 0 \quad (2.20)$$

θ does not appear explicitly in the Hamiltonian. Such a variable is known as a cyclic angle [34]. This property leads naturally to a canonical transformation

$$(I_1, \phi_1, I_2, \phi_2) \rightarrow (I, \theta, I_z, \Psi)$$

with

$$I = \frac{2I_1 + I_2}{2}, \quad \theta = \phi_1 + 2\phi_2 \quad (2.21)$$

$$I_z = \frac{2I_1 - I_2}{2}, \quad \Psi = \phi_1 - 2\phi_2 \quad (2.22)$$

In the new coordinates, the classical Hamiltonian in eqn. (2.13) is expressed as

$$\begin{aligned} H_{Fermi} = & \omega_1(I + I_z) + \omega_2(I - I_z) + x_{11}(I + I_z)^2 + x_{12}(I^2 - I_z^2) + x_{22}(I - I_z)^2 \\ & + 2V_{Fermi}\sqrt{(I + I_z)^2(I - I_z)} \cos \Psi \end{aligned} \quad (2.23)$$

Since its value does not change with time, I can be regarded as an external parameter. θ is absent from the Hamiltonian, and has limited physical significance. The non-trivial part of the dynamics is captured in a 2-dimensional phase space (I_z, Ψ) , called

the reduced phase space. In general, in an N DOF Hamiltonian with $(N - M)$ constants of motion, the phase space can be reduced from $2N$ to $2M$ dimensions by a similar transformation. The details of such transformations are discussed in Appendix A.

A system is called integrable if there are as many constants of motion as the number of DOF. In an integrable system, it is possible to express the Hamiltonian in N constants of motion only (without their cyclic angles). Then the equations of motion can be solved analytically without recourse to numerical integration. A Hamiltonian with 1 DOF is always integrable when the energy is conserved.

2.2.4 Invariant Phase Space Structures

An invariant phase space structure is defined as any lower-dimensional subset of the phase space that is mapped onto itself by the equations of motion. These structures are the “landmarks” that delineate regions in phase space with different kinds of dynamics. The qualitative description of all these regions is called the phase portrait [14].

We are primarily interested in non-integrable systems, whose phase spaces are at least 4-dimensional and not easy to visualize directly. In order to illustrate the role played by these landmarks, the following analogy seems appropriate. Construction of the phase portrait of a new dynamical system can be compared to mapping out the hydrologic flow on an unknown continent⁴. Invariant phase space structures then

⁴This comparison certainly should not be taken literally. For example, the au-

serve purposes similar to the watersheds, rivers and lakes et cetera in the exploration of the continental water system. In the cartoon map of Fig. 2.3, the general flow trends on the surface is well characterized by the landmarks in the map, even though they do not account for the fate of every single raindrop, and whole regions may be left out of the picture (the areas marked with “?”). When there is no prior knowledge about the system, finding these landmarks is the first step of a systematic exploration.

tonomous flow in the phase space has neither “sources” nor “sinks”.

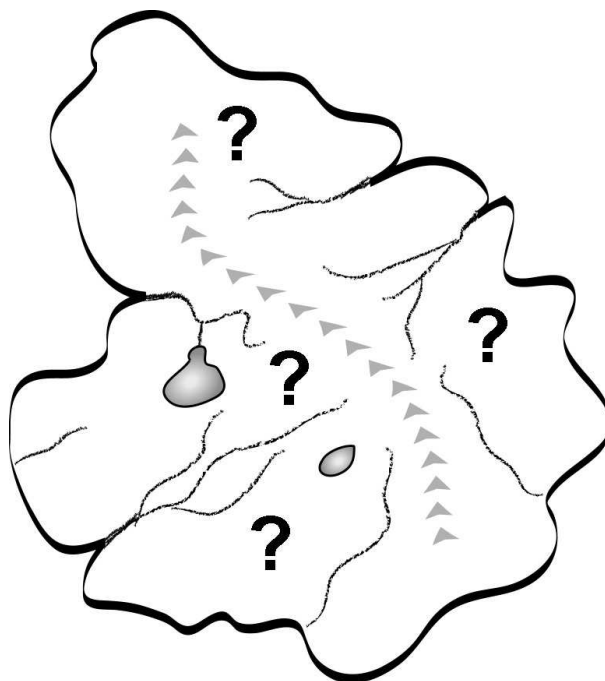


FIGURE 2.3 Hydrologic landmarks on an unknown continent, a schematic illustration. Regions with different hydrologic dynamics are summarized by a map with the watershed (peaks in the center), rivers and lakes.

Critical Points The simplest invariant phase space structure is a critical point [37].

These are defined as points where the equations of motion (2.15, 2.16) vanish:

$$\dot{I}_i = \dot{\phi}_i = -\frac{\partial H}{\partial \phi_i} = \frac{\partial H}{\partial I_i} = 0 \quad (2.24)$$

Note that the term “critical points” has also been used referring to where the gradient of a given function vanishes [38], and the function may not be related to any dynamical property. However, in Hamiltonian systems this definition coincides with the one defined above in eqn. (2.24).

Critical points are the simplest invariant structure because they have the lowest dimensionality 0, and because they can be exactly solved for as roots of simultaneous equations.

The stability of a critical point intuitively refers to the dynamics of trajectories in its neighborhood. Near a stable (unstable) critical point, the dynamics can be compared to that near the minimum (maximum) of a classical potential. In the illustration of Fig. 2.4 (a), trajectories near a stable critical point are confined to the neighborhood, oscillating with small amplitude. In panel (b), an unstable critical point behaves locally like a saddle point, with nearby trajectories deviating exponentially. Mathematically, the stability of a critical point (or other invariant structures) has been defined in various ways to suit different purposes. The most important ones are Lyapunov, linear and spectral stabilities. Lyapunov stability implies linear stability, which in turn implies spectral stability [39]. The linear stability has been

widely used, as it is easy to calculate. It will be the definition used in this thesis to characterize critical points; the exact derivation will be discussed in § 3.3.1.

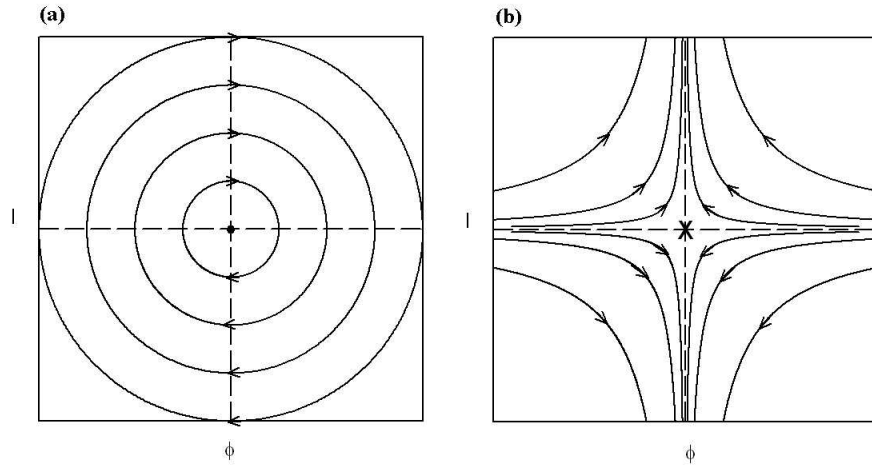


FIGURE 2.4 Dynamics near linearly stable and unstable critical points in a 1 DOF system. Panel (a): trajectories near a linearly stable critical point. (b) trajectories near a linearly unstable critical point.

Periodic Orbits A Periodic Orbit (PO) is a trajectory that retraces itself with a finite period T :

$$\{I_i(nT), \phi_i(nT)\} = \{I_i(0), \phi_i(0)\} \quad \text{with } n = 1, 2, 3, \dots \quad (2.25)$$

A PO is 1-dimensional invariant structure in phase space. Unlike the critical points, the only general way to locate a PO is through an iterative numerical search [40].

Invariant Tori Another example of invariant phase space structures is the invariant torus. In an N DOF integrable system, if I_i are the N constants of motion, then their conjugate angles θ_i evolve at constant frequencies $\dot{\theta}_i = \frac{\partial H}{\partial I_i}$ for any initial condition. An example with $N = 2$ is illustrated below in Fig. 2.5. If $\dot{\theta}_1 : \dot{\theta}_2$ happens to be an integer ratio $p : q$ (this condition is known as being commensurable), a trajectory will close on itself after q periods in direction θ_1 and p periods in direction θ_2 . The surface of the torus is therefore covered by a family of PO ⁵.

If the frequencies are not commensurable, a trajectory gradually fills the entire toroidal surface without closing on itself for any finite time. These quasiperiodic trajectories form a set of nesting N -dimensional tori, filling the entire phase space.

⁵See the 3D model on the accompanying CD-ROM.

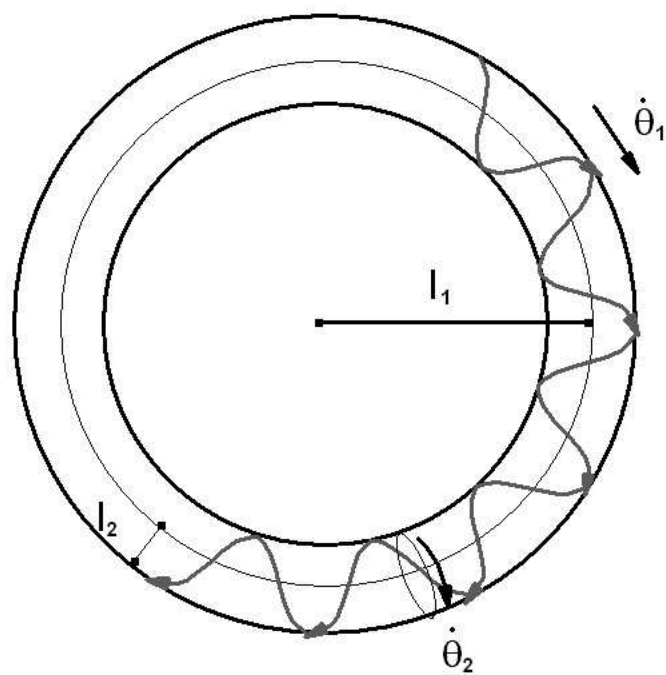


FIGURE 2.5 Trajectory on an invariant 2-torus.

When small perturbations are added to an integrable Hamiltonian, some of its invariant tori are destroyed and others become deformed. This is the conclusion according to the Kolmogorov-Arnold-Moser theorem [34]. The existence of invariant tori in a non-integrable system indicates regions where the local dynamics resembles an integrable one.

In higher dimensions, there are also the normal hyperbolic invariant manifolds [41], which act as impenetrable barriers in the phase space [42]. In an isolated system, the $(2N - 1)$ -dimensional constant energy shell is also an invariant structure.

2.2.5 Bifurcations

A bifurcation generally refers to any qualitative change in the phase portrait, as some external control parameters are being varied [14]. The “qualitative change” is typically labeled by the change in the number and/or stability of the invariant phase space structures. The “external control parameters” may be either variable physical quantities (such as the energy), or the coefficients of the Hamiltonian.

Fig. 2.6 illustrates the pitchfork bifurcation of critical points in a 1 DOF system [14]. As the potential $V(x)$ in the Hamiltonian is continuously deformed, suddenly the single well (stable critical point) lifts to a barrier (unstable critical point), and two additional wells are born. The overall phase portrait changes accordingly, adding two zones corresponding to trajectories “trapped” in the two new minima.

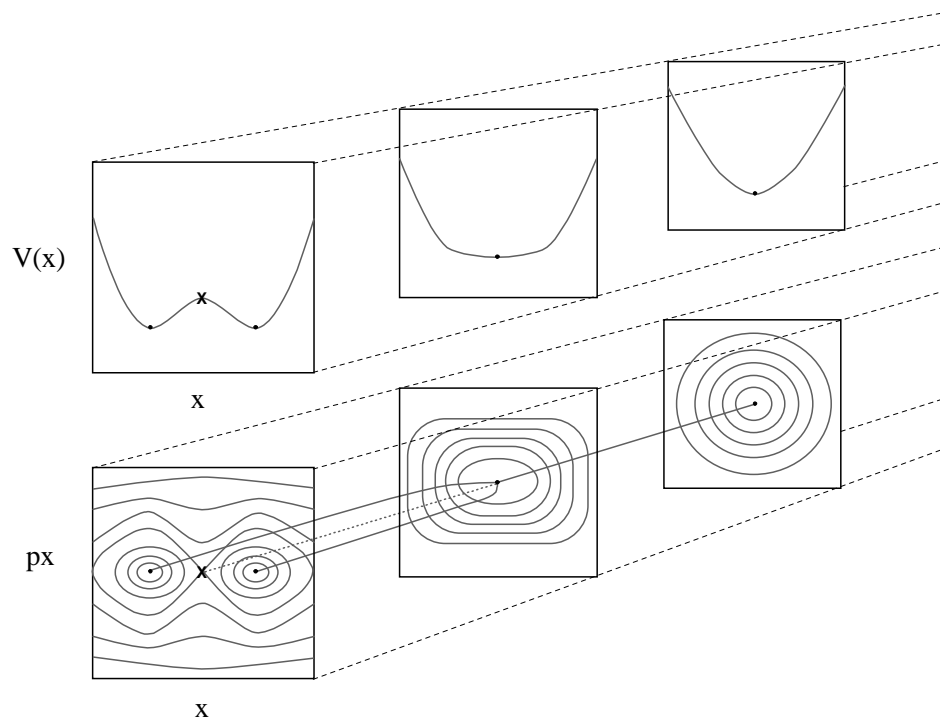


FIGURE 2.6 Pitchfork bifurcation in 1 DOF system and the associated phase space change. The right, middle and left panels are before, at and after the bifurcation point.

In this thesis, qualitative changes in the classical phase space are tracked by bifurcations of critical points in the reduced phase space. The parameters in the effective Hamiltonian are regarded as given, and the polyad number(s) is the variable control parameter.

2.2.6 Poincaré Surface of Section

The phase space of a 2 DOF Hamiltonian is 4-dimensional and cannot be directly graphed like in Fig. 2.6. However, it may be visualized as a series of 2-dimensional slices. This technique is called Poincaré Surface Of Section (SOS) [34].

The typical construction of an SOS proceeds as follows. Let the 4 canonical coordinates be $(I_1, \phi_1, I_2, \phi_2)$. First, an energy value of interest is determined ⁶, as well as a 2-dimensional dividing surface (e.g. by setting ϕ_2 at a constant value). An ensemble of trajectories at this energy and starting on the dividing surface is then calculated. Their intersections with the dividing surface are recorded by two of the other independent coordinates (e.g. I_1, ϕ_1), as illustrated in Fig. 2.7. Due to time-reversal symmetry, it is sufficient to record crossings in one direction only, such as by letting $d\phi_2/dt > 0$.

⁶It can also be some other constant of motion that is held fixed instead of energy—see the footnote in § 3.1.2.

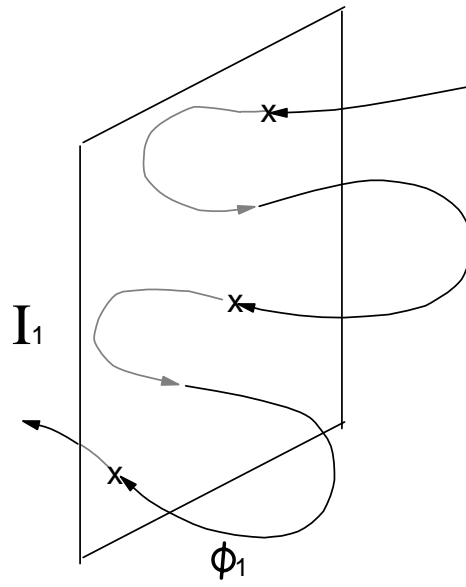


FIGURE 2.7 The construction of an SOS.

The classical dynamics at this energy is reflected in patterns on the SOS. Displayed in Fig. 2.8 are 4 SOS for the Henon-Heiles Hamiltonian [43], which consists of two coupled 1-dimensional oscillators

$$H_{HH} = \frac{p_x^2 + p_y^2}{2} + \frac{x^2 + y^2}{2} + xy^2 - \frac{x^3}{3} \quad (2.26)$$

In panel (a) there are two distinct types of trajectories. For each of the red, black, blue and green trajectories, the marks remain on a pair of closed curves. It is because each of these trajectories lies on an invariant torus, and the two curves on the SOS are the result of slicing the torus with a plane (e.g. one that cuts along diameter I_1 in Fig. 2.5). This kind of quasiperiodic motion is also known as regular. The magenta trajectory, on the other hand, randomly fills an area complementary to the regular areas, indicating a lack of periodicity. The corresponding random-looking trajectory is also known as chaotic.

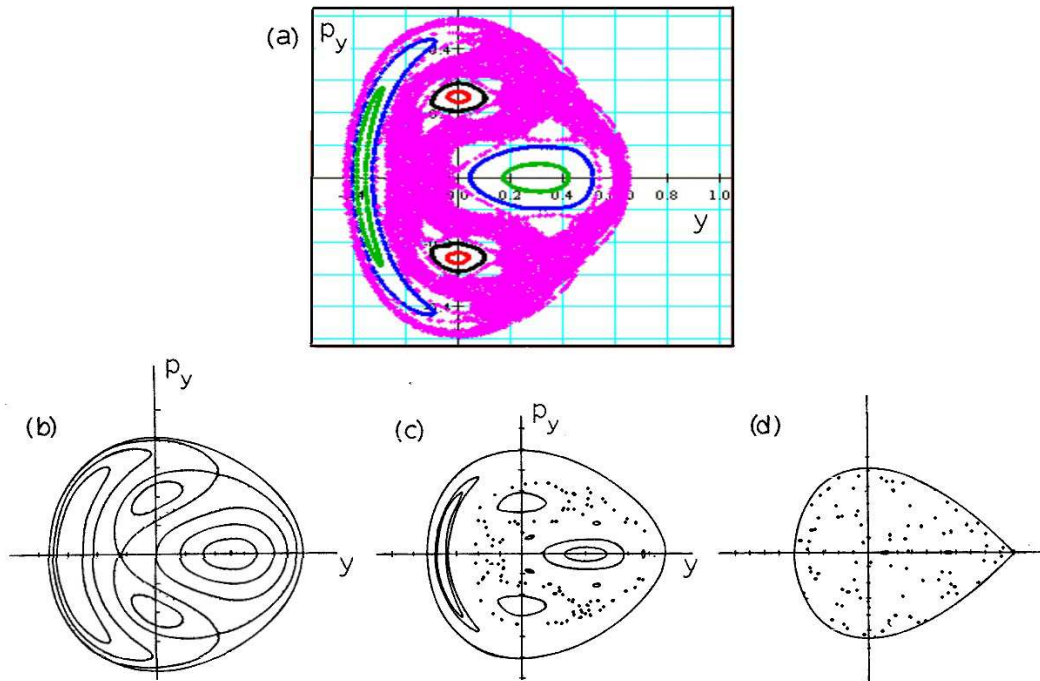


FIGURE 2.8 Regular, mixed and chaotic dynamics from an SOS of the Henon-Heiles Hamiltonian. Panel (a) was created in the online program at [44]. It displays the marks from 5 individual trajectories coded by color. Panels (b)-(d), adapted from [34], are SOS taken at increasing energy. The teardrop-shaped boundary in all panels is determined by the conservation of energy.

Panels (b)-(d) of Fig. 2.8 are of the same Hamiltonian with increasing energy. At the lowest energy (panel b), most of the area on the SOS has a regular pattern. In panel (c) there are both regular and chaotic regions. At the highest energy (d), most of the SOS is filled with chaotic trajectories. This regular-to-chaotic trend is typical for non-integrable systems. In this thesis, we focus on systems with mixed dynamics like that depicted in panel (c). The important question here is how to distinguish the regular dynamics from a sea of chaos.

2.3 Quantum-Classical Correspondence

According to the Bohr correspondence principle, the behavior of a quantum system converges to that of the corresponding classical system when Planck's constant $\hbar \rightarrow 0$, or when the quantum number approaches infinity. A more recent theorem by Helton and Tabor indicates that in the $\hbar \rightarrow 0$ limit, quantum eigenstates must localize into phase space regions supporting an “invariant measure”, i.e. the invariant phase space structures [45].

The correspondence between classical invariant phase space structure and quantum wavefunction has also been observed at finite \hbar in a phenomenon called localization [46]. A regular region of classical phase space corresponds to eigenfunctions with nodes positioned according to the invariant phase space structures. This alignment is illustrated in Fig. 2.9. The nodal backbones of wavefunctions closely follow the PO labeled $[r]$, $[B]$, and $[SN]$. Wavefunction 4 corresponds to a combination

of modes $[r]$ and $[B]$, and the nodes form a rectangular grid distorted along these directions.

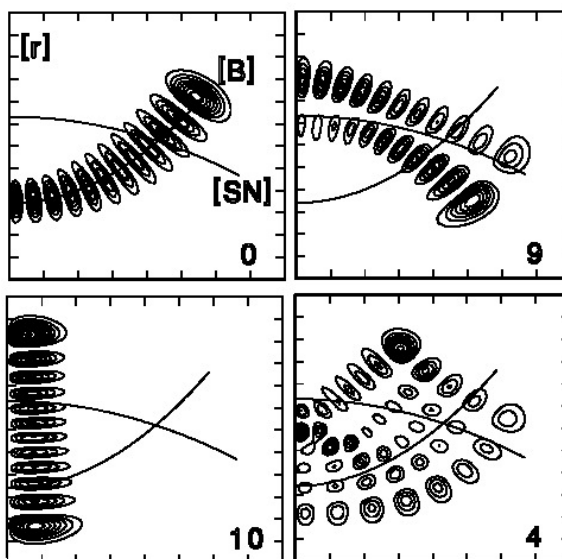


FIGURE 2.9 Localization of semiclassical wavefunctions, adapted from [20]. The curves/lines labeled $[B]$, $[SN]$ and $[r]$ (which coincides with the left edge of upper left panel) are the periodic orbits that form the backbones of the wavefunctions. The axes are the harmonic normal mode coordinates.

In a classically chaotic system, most eigenfunctions lack such regular patterns [47]. However, invariant phase space structures such as PO have been observed to have important influence, even when the overall dynamics is chaotic. Examples with both stable and unstable PO are known. The latter is called “scarring” by Heller and co-workers [48]. The wavefunctions could be assigned to new anharmonic modes by the PO.

These intriguing observations of quantum-classical correspondence have led to renewed interest in using classical mechanics to understand molecular dynamics [49]. The goal is not only finding appropriate phase space structure to explain dynamics in an a posteriori manner, but also actively predicting the dynamics from analytically detected invariant phase space structures.

CHAPTER III

METHODOLOGY

In this chapter, first we review two existing schemes of critical points analysis for systems with one polyad number in § 3.1, 3.2. Then in § 3.3, additional questions concerning arbitrary DOF and multiple polyad numbers are addressed, in order to formulate a generalized version of the critical points analysis. The method establishes that near a stable critical point in the reduced phase space, classical trajectories are quasiperiodic. These critical points therefore indicate the existence of regular modes of vibration.

3.1 Critical Points Analysis of Single $m : n$ Resonance

This analysis was developed by Kellman et al. for the effective Hamiltonian consisting of two zero-order modes coupled by a single resonance. Below, a brief overview is given on aspects that will be used in Chapter 4. For a more detailed description, the reader is referred to [18,50].

3.1.1 The $m : n$ Resonance Hamiltonian

In many triatomic molecules, the coupling between two vibrational modes 1 and 2 (not necessarily normal modes) can be approximated by an $m : n$ type resonance. Both m and n are positive integers. Eqn. (2.8) is one example with

$m : n = 1 : 2$. For the general $m : n$ resonance the effective Hamiltonian takes the following form:

$$\hat{H}_{mn} = \hat{H}_0(n_1, n_2) + V_{mn}[(\hat{a}_1^\dagger)^m (\hat{a}_2)^n + (\hat{a}_2^\dagger)^n (\hat{a}_1)^m] \quad (3.1)$$

The second term on the right hand side corresponds to a matrix element between ZOS $|n_1, n_2\rangle$ and $|n_1 + m, n_2 - n\rangle$. This coupling destroys both n_1, n_2 as exact quantum numbers, but preserves one polyad number

$$P_{mn} = \frac{n_1}{m} + \frac{n_2}{n} \quad (3.2)$$

Using eqn. (2.11), a classical Hamiltonian in action-angle variables $(I_1, \phi_1, I_2, \phi_2)$ is obtained from \hat{H}_{mn} . Then let σ be the largest common factor between m and n , the following canonical transformation is carried out:

$$I = \frac{\sigma}{2} \left(\frac{I_1}{m} + \frac{I_2}{n} \right), \quad \theta = \frac{m\phi_1 + n\phi_2}{\sigma} \quad (3.3)$$

$$I_z = \frac{\sigma}{2} \left(\frac{I_1}{m} - \frac{I_2}{n} \right), \quad \Psi = \frac{m\phi_1 - n\phi_2}{\sigma} \quad (3.4)$$

I is the constant of motion differing from P_{mn} by a constant, while θ is a cyclic angle. I_z can be regarded as a measure for the extent of mixing between the zero-order oscillators 1 and 2, and Ψ as their relative phase angle. The classical Hamiltonian becomes

$$H_{mn} = H_0(I, I_z) + 2V_{mn}(I + I_z)^{\frac{m}{2}}(I - I_z)^{\frac{n}{2}} \cos[\sigma\Psi] \quad (3.5)$$

The 2 DOF Hamiltonian of (3.5) is integrable, since both H_{mn} and I are constants of motion. The classical phase space is reduced to 1 DOF with the equations of motion:

$$\dot{I}_z = -\frac{\partial H}{\partial \Psi}, \quad \dot{\Psi} = \frac{\partial H}{\partial I_z} \quad (3.6)$$

3.1.2 The Polyad Phase Sphere and Critical Points

The reduced phase space (I_z, Ψ) has the same topology as the surface of a 2-dimensional sphere [7]. The sphere is called the Polyad Phase Sphere (PPS)¹. As shown in Fig. 3.1, the angle $\arccos[I_z/I]$ is the longitude of the PPS, while Ψ is its latitude. The north pole ($I_2 = 0$) and the south pole ($I_1 = 0$) are the mode 1 and 2 overtones, respectively. At these two points, Ψ becomes unphysical, since the phase angle of an oscillator is ill defined when the action vanishes.

¹Alternatively, (I_z, Ψ) could be regarded as a special SOS in the full phase space (I, θ, I_z, Ψ) . Instead of energy, here I is held constant. The dividing surface is defined by a constant θ .

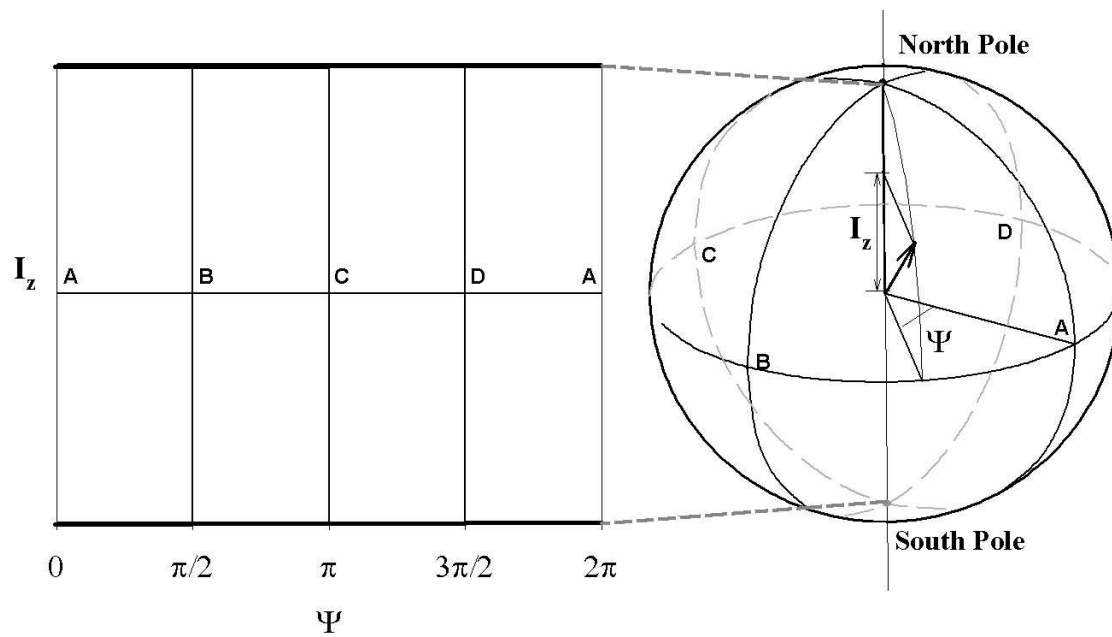


FIGURE 3.1 Coordinates on the PPS. The rectangular plane in panel (a) is a Mecartor projection of the spherical surface in panel (b). Identical points are labeled by A-D in both panels to aid visualization.

In an integrable Hamiltonian, each eigenstate of \hat{H}_{mn} is associated with an invariant torus in (I, θ, I_z, Ψ) via Einstein-Brillion-Keller (EBK) quantization [51]. On the PPS (which eliminates I and θ), each torus appears as a closed semiclassical trajectory. In practice, this trajectory can be well approximated (typically within 1 cm^{-1}) by simply solving for points on the PPS with the same energy as the quantum state [20].

On the PPS, all semiclassical trajectories are organized by the critical points in the reduced phase space:

$$\dot{I}_z = -\frac{\partial H}{\partial \Psi} = 0 \quad (3.7)$$

$$\dot{\Psi} = \frac{\partial H}{\partial I_z} = 0 \quad (3.8)$$

When there is no resonance ($V_{mn} = 0$), all trajectories are parallel to the equator of the PPS, because H_0 has no dependence on Ψ . The only critical points are then the north and south poles. This corresponds to the trivial case where the eigenstates are assigned by the zero-order quantum numbers (n_1, n_2) . When the resonance is turned on, new critical points may emerge and the old ones may change their stabilities. The semiclassical trajectories, as well as the quantum states they represent, change accordingly. A bifurcation of the critical points signals the birth, death and/or transformation of the vibrational modes.

Fig. 3.2 shows a sample PPS for the HCP molecule ($m : n = 1 : 2$). Here modes 1 and 2 refer to the normal C-P stretch and normal H-C-P bend, respectively. In this particular polyad $P = n_1 + n_2/2 = 11$ there are 12 eigenstates, and their

trajectories (labeled 0-11) are evenly spread over the surface of the PPS. The most prominent structure on the PPS is a separatrix (dashed line) with the unstable critical point $\overline{[SN]}$ (“X”) at the center of its “figure eight” shape. The separatrix is so-named because it separates the phase space into three regions: (1) occupied by trajectories 0-7 which surround the stable critical point $[B]$; (2) occupied by trajectories 9,11 which surround the stable critical point $[SN]$; and (3) occupied by levels 8,10 which surround the stable critical point $[r]$ at the north pole. Each level can be assigned to two quantum numbers: one is the polyad number P , the other determined by the critical point its trajectory surrounds. Since the surface of the PPS is divided, the assignment is not uniform for all 12 states.

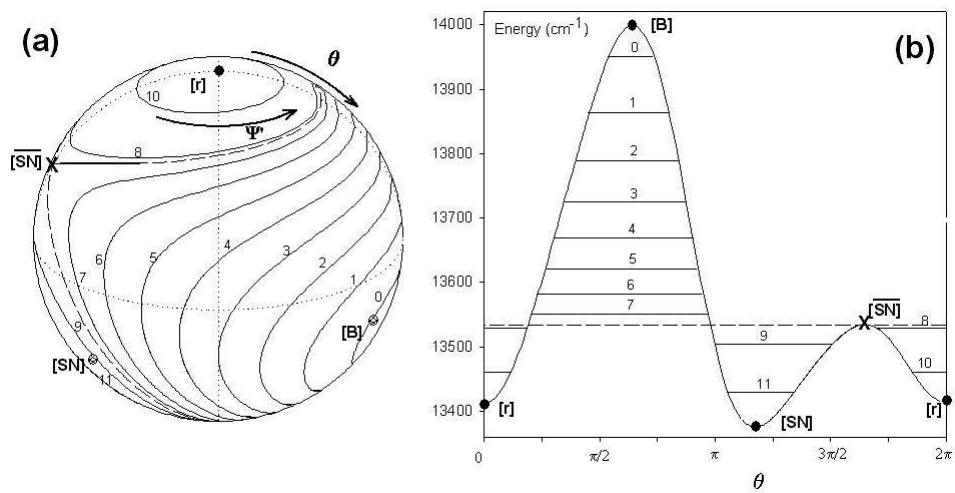


FIGURE 3.2 PPS and semiclassical trajectories from [20]. (a) a view of the PPS. The points labeled $[r]$, $[B]$ and $[SN]$ are stable critical points, while $\overline{[SN]}$ is an unstable critical point. The dashed line is the separatrix. Panel (b) presents a cut along the great circle defined by $\Psi = 0, \pi$, where $\theta \in [0, 2\pi]$ is a parameter around the great circle. Panel (b) also shows the relative energy of eigenstates in this polyad.

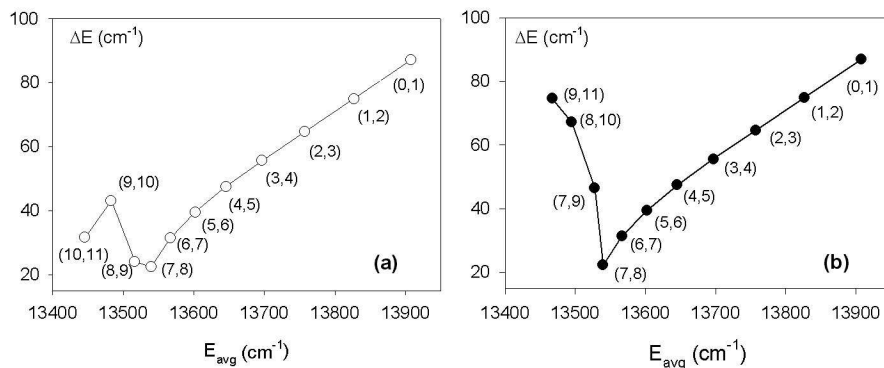


FIGURE 3.3 Gap in the energy pattern for the eigenstates in Fig 3.2, from [20]. Plotted are $\Delta E = E_1 - E_2$ vs. $E_{\text{avg}} = (E_1 + E_2)/2$ between pairs of levels whose label are in the parentheses on the graph.

In the full phase space, although I , I_z and Ψ are fixed at the critical points, the cyclic angle θ is not. Instead, its value (modulo 2π) precesses between $[0, 2\pi]$ at a constant frequency. Hence, a critical point in the reduced phase space corresponds to a PO in the full phase space.

3.1.3 Spectral Patterns

Patterns in the quantum spectra are reflected in the semiclassical trajectories on the PPS. First, the ratio between n_1 and n_2 for each state corresponds to the time-averaged I_z of its trajectory. In Fig. 3.2, for example, levels 9,11 with $I_1 \ll I_2$ are expected to have a strong bending character. These levels are identified in experimental spectra by their large rotational constant [52].

Second, the separatrix on the PPS acts like a barrier in phase space. The classical frequency traversing the top of the barrier is expected to drop to zero. The quantum equivalence of this frequency is the energy difference ΔE between adjacent levels. The pattern of ΔE therefore exhibits a dip when a separatrix is crossed.

When there are more than 2 regions on the PPS (e.g. Fig. 3.2), ΔE should be taken only between eigenstates within the same region on the PPS. If the states are sorted by energy alone, levels 9, 11 are intermingled with 8,10. As shown in Fig. 3.3, this choice creates a “zigzag” pattern in panel (a). The smooth dip is recovered in panel (b), when the energy differences are taken within the same zone. This resorting procedure was first discussed by Svitak et al. in [53].

3.1.4 Catastrophe Map

If H_{eff} includes up to quadratic terms in H_0 and V_{mn} is a constant, all possible PPS structures for a given $m : n$ can be further summarized by just two independent parameters with the help of catastrophe theory in mathematics [15]. The PPS up to a scaling factor can be reconstructed from these parameters. This 2-parameter space (called catastrophe map) is divided into zones for any $m : n$ system [50], and within each zone the PPS have the same qualitative structure. As an example, Fig. 3.4 displays the catastrophe map and representative PPS for $m : n = 1 : 1$ ². In zone I, (cases 1, 5, 7, 8 and 9) the spheres share an undivided structure, while in zone II (cases 3, 4 and 6) the spheres are each divided by a separatrix. In going from spheres 1-2-3-4, the bifurcation occurs at sphere 2 where its representative point crosses from I (normal mode dynamics) to II (local mode dynamics).

²3D models of these spheres are also included on the accompanying CD-ROM.

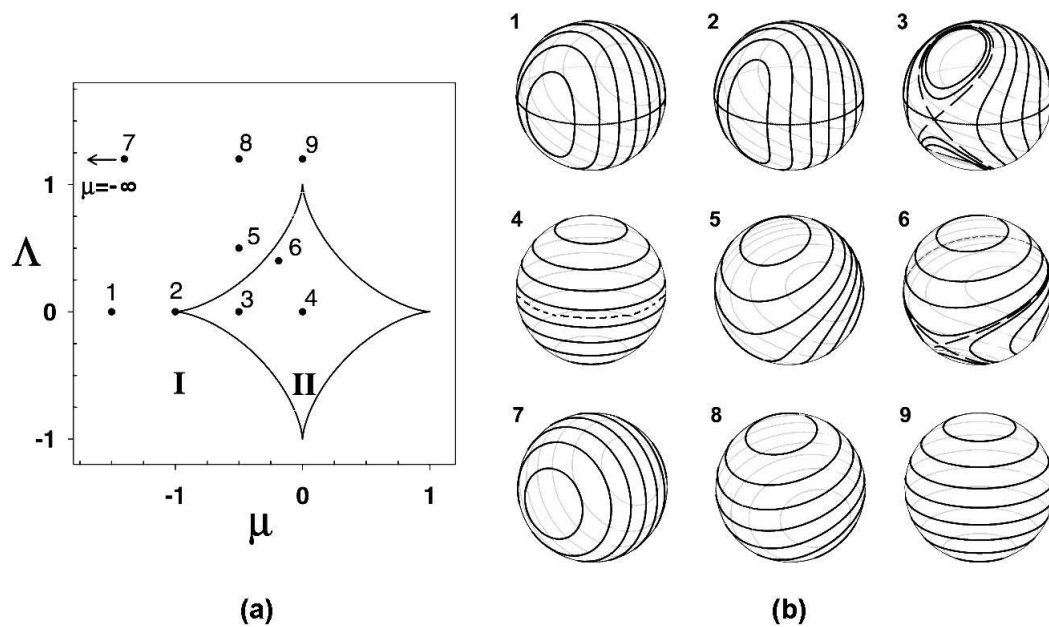


FIGURE 3.4 Catastrophe map of 1 : 1 resonance system and associated PPS, adapted from [54]. Panel (a) is the catastrophe map with two independent parameters being μ and Λ . Panel (b) displays the PPS corresponding to the representative points labeled 1-9 on panel (a).

One limitation of the catastrophe map is that its extension to include high-order terms is nontrivial. As shown in § 5.2 of [55], the addition of a single cubic term in H_0 adds substantial complexity to the catastrophe map. When the high-order terms are indeed not ignorable, a simpler alternative using the PPS and spectral patterns alone, since they contain the same amount of information.

3.1.5 Summary

The steps discussed in § 3.1.1 - 3.1.4 for the single resonance analysis are summarized in Fig. 3.5. The 2-dimensional reduced phase space is directly visualized with the PPS. On the PPS, each quantum state corresponds to a semiclassical trajectory. The trajectory can be assigned quantum numbers by the stable critical point it surrounds. A separatrix (associated with an unstable critical point) causes a “dip” in the energy gap pattern (ΔE versus E_{avg}) when the trajectory traverses the separatrix. All possible divisions on the PPS with the same $m : n$ resonance can be further classified by two parameters on the catastrophe map.

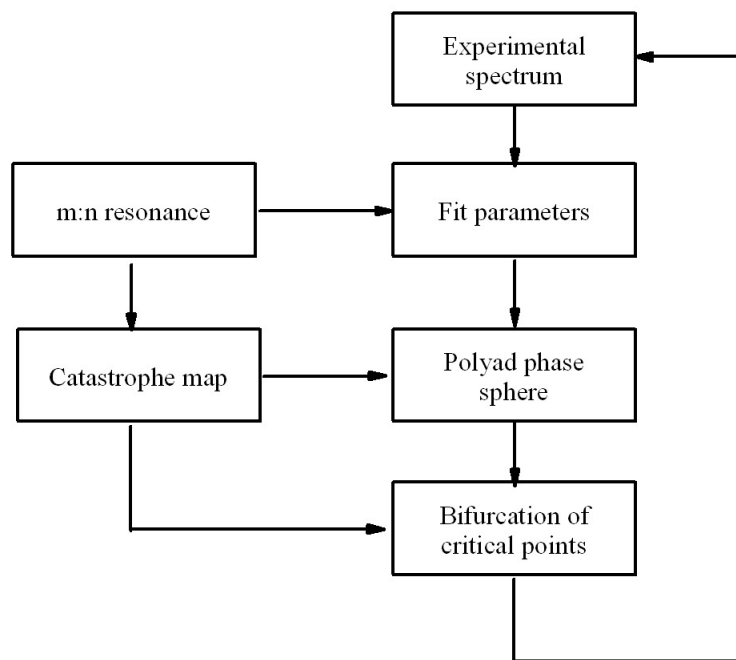


FIGURE 3.5 Critical points analysis of the $m : n$ resonance Hamiltonian, adapted from Fig. 2 of [56] with modifications.

3.2 Large-Scale Bifurcation Analysis

In a non-integrable Hamiltonian, the main distinction in the classical phase space structure is between the regular and the chaotic regions. Even today, it remains a poorly understood field. The most difficult cases have multiple resonances acting together, preventing reduction of the dynamics to less than 3 DOF. Lu and Kellman proposed the large-scale bifurcation analysis as an extension to these non-integrable systems with one polyad number [17,57].

The main assumption here is that “The large-scale bifurcation structure is defined by the lowest-order periodic orbits and their bifurcations” [17]. Especially, when the reduced phase space has 2 DOF, regions with different types of dynamics can be visually recognized on an SOS. Each regular region surrounds a “periodic orbit” on the SOS. Here the word “periodic” should not be confused with the continuous T in eqn. (2.25) for a PO. It refers to the trajectory that appears on the SOS at a few discrete points (as opposed to filling a continuous curve/area). The period is the integer number of steps between the returns. Those with period 1 are also known as fixed points on the SOS ³.

Consider a 3 DOF system with one polyad number, such as the Baggott H₂O Hamiltonian in [58]. The polyad number enables one to rewrite the Hamiltonian in

³In existing literature, “fixed points” and “critical points” are often used interchangeably. In this thesis, “fixed points” is used in the context of a discrete mapping (such as an SOS). “Critical points” refer to stationery points in a continuous dynamical system.

a 4-dimensional reduced phase space $(I_1, \psi_1, I_2, \psi_2)$, plus a conserved action I_3 and a cyclic angle ψ_3 . Dynamics in the reduced phase space can be visualized using a series of SOS. Without loss of generality, let the energy and coordinate ψ_2 be held constant in the construction of this SOS, and the crossings of trajectories be recorded in (I_1, ψ_1) space. A fixed point on the resulting SOS has all four action-angle variables $(I_1, \psi_1, I_2, \psi_2)$ constant – therefore it must be a critical point of the reduced phase space:

$$\dot{I}_1 = \dot{\psi}_1 = \dot{I}_2 = \dot{\psi}_2 = 0 \quad (3.9)$$

Unless ψ_3 has zero frequency, these critical points are closed PO in the full phase space.

These fixed points on the SOS therefore can be found by solving the simultaneous analytic equations (3.9). It avoids numerical integration of many individual trajectories, as well as the subsequent problem of classifying their behavior.

Ref. [17] solved the bifurcation structure of critical points for several triatomic systems. Fig. 3.6 shows the results in H_2O . In the limit $P \rightarrow 0$, there are 3 branches of critical points corresponding to the 3 normal modes in H_2O . In the lower right corner of Fig. 3.6, the normal bend family is oriented vertically from the origin, while the two normal O-H stretch families (on top of each other in this figure) are along the short diagonal segment between the origin and point A. As P is increased, resonances cause the normal modes to bifurcate (at points A, B, B', etc.) into new families of critical

points. These critical points were then used to successfully assign all eigenstates in polyad $P = 8$ to quantum numbers consistent with their vibrational dynamics [57].

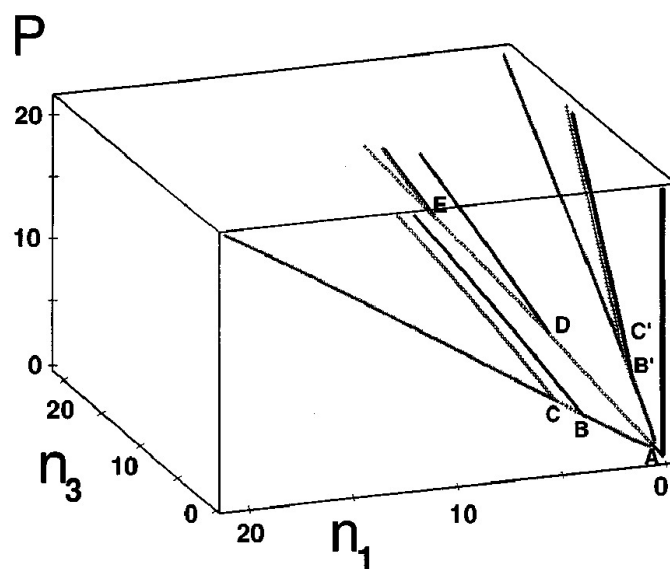


FIGURE 3.6 Large-scale bifurcation structure in H_2O , reproduced from Fig. 3 in [17].

Two subsequent studies [41,59] examined the finer details of the phase space structures in the same system. Their agreement with [17] showed the validity of using critical points to identify the large-scale phase space structures.

3.3 Generalized Critical Points Analysis

In § 3.1 and 3.2, the importance of critical points is illustrated for both integrable and nonintegrable Hamiltonians. Two aspects are worthy of emphasizing:

(1) The existence of at least one polyad number is crucial for this analysis. In reducing the DOF of the classical Hamiltonian, the cyclic angle(s) not explicit in the reduced phase space provides time evolution for the critical points in the full phase space. In contrast, a critical point defined in the full phase space usually conveys little information about the dynamics. For example, although two coupled anharmonic oscillators may exhibit a rich range of dynamical behavior, this is not apparent from examination of the equilibrium point (usually with no motion in either oscillator). With a single polyad number, critical points in the reduced phase space are PO in the full phase space. These POs form the “skeletons” of phase space [41]. With multiple polyad numbers, the critical points are expected to have the same importance, although they now correspond to invariant tori in the full phase space.

(2) The critical points are found by solving analytically defined equations. Because the method does not rely on numerical integration of Hamilton’s equations, it circumvents the problem induced by unstable/chaotic trajectories. Unlike most

existing nonlinear methods, the equations can be extended to arbitrary number of DOF without significant change.

Nevertheless, so far we only considered systems with 1 polyad number and up to 3 DOF. The following three points need to be addressed in order to extend the analysis to multiple polyad numbers and arbitrary number of DOF.

1. In a 2 DOF system, the consistency between critical points and large-scale phase space structure may be verified by direct inspection, such as through SOS. These visual aids are increasingly costly in higher dimensions. Although it was suggested that the large-scale bifurcation analysis could be extended to > 3 DOF systems with one polyad number [18], it remains unclear how the “periodic orbits” defined on a SOS (see § 3.2) can be extended to arbitrary DOF. A dimensionality-independent description of the dynamics related to a critical point is strongly preferred.
2. With multiple polyad numbers, the critical points generally have multiple non-commensurable frequencies associated with the cyclic angles. Motion at these critical points is quasiperiodic in the full phases space, instead of being closed PO. To what extent would this difference affect the classical and quantum dynamics of the molecule?
3. In references [41,57], the eigenstate assignment was performed through visually identifying the localization of the Husimi distribution function of the eigen-

states. As both the computation of these semiclassical wavefunctions and the visual assignment become impractical in higher dimensions, a more general consideration of how to assign wavefunction localization is necessary.

The next three subsections § 3.3.1-3.3.3 discuss these questions in their order. The result is a more generalized version of the critical points analysis, which will be used in Chapter 4 on the pure bending subsystem of C_2H_2 .

3.3.1 Reduced Phase Space Trajectory Near Critical Points

First, we consider an effective Hamiltonian of the most general form. Let the Hamiltonian have a total of N modes, M linearly independent resonance vectors, and $(N - M)$ polyad numbers. The classical Hamiltonian after a suitable canonical transformation has $2M$ action-angle variables spanning the reduced phase space:

$$\vec{X} = \{x_i\} = \{J_1, \dots, J_M, \Psi_1, \dots, \Psi_M\}$$

and $(N - M)$ constants of motion and their conjugate cyclic angles

$$\{P_{M+1}, \dots, P_N, \theta_{M+1}, \dots, \theta_N\}$$

Hamilton's equations of motion in the reduced phase space can be written in the following matrix form

$$\frac{d}{dt} \vec{X} = \begin{pmatrix} -\frac{\partial H}{\partial x_{M+1}} \\ \dots \\ -\frac{\partial H}{\partial x_{2M}} \\ \frac{\partial H}{\partial x_1} \\ \dots \\ \frac{\partial H}{\partial x_M} \end{pmatrix} = \begin{pmatrix} 0 & -E_M \\ E_M & 0 \end{pmatrix} \begin{pmatrix} \frac{\partial H}{\partial x_1} \\ \dots \\ \frac{\partial H}{\partial x_M} \\ \frac{\partial H}{\partial x_{M+1}} \\ \dots \\ \frac{\partial H}{\partial x_{2M}} \end{pmatrix} \quad (3.10)$$

with E_M being the $M \times M$ unit matrix. A critical point \vec{X}_0 in the reduced phase space is defined by $2M$ simultaneous equations:

$$\left(\frac{\partial H}{\partial x_i} \right)_{X_0} = 0 \quad (3.11)$$

The linear stability of \vec{X}_0 is defined by the behavior of the linearized equations of motion in the neighborhood. Let the point be

$$\vec{X} = \vec{X}_0 + \{dx_1, \dots, dx_i, \dots, dx_{2M}\} = \vec{X}_0 + d\vec{X} \quad (3.12)$$

The linearized equations of motion are obtained by expanding $\partial H/\partial x_i$ on the right hand side of eqn. (3.10) into a Taylor series, and keeping only terms linear to the displacement

$$\left(\frac{\partial H}{\partial x_i} \right)_X = \left(\frac{\partial H}{\partial x_i} \right)_{X_0} + \sum_j \left(\frac{\partial^2 H}{\partial x_i \partial x_j} \right)_{X_0} dx_j = \sum_j \left(\frac{\partial^2 H}{\partial x_i \partial x_j} \right)_{X_0} dx_j \quad (3.13)$$

Then eqn. (3.10) is reduced to the linearized form:

$$\frac{d}{dt} \vec{X} = \begin{pmatrix} 0 & -E_M \\ E_M & 0 \end{pmatrix} \left(\frac{\partial^2 H}{\partial x_i \partial x_j} \right)_{X_0} d\vec{X} = A \cdot d\vec{X} \quad (3.14)$$

which is a set of homogeneous ordinary differential equations. The standard procedure of solving them requires first finding the $2M$ eigenvalues λ_i and eigenvectors \vec{V}_i of matrix A [60]. The λ_i and their respective \vec{V}_i satisfy

$$A \cdot \vec{V}_i = \lambda_i \vec{V}_i \quad (3.15)$$

If none of the λ_i is zero, the solutions have the following form:

$$\vec{X}(t) = \vec{X}_0 + \sum_{i=1}^{2M} a_i e^{\lambda_i t} \vec{V}_i \quad (3.16)$$

With a_i being arbitrary complex coefficients. The time evolution of $\vec{X}(t)$ therefore is separable into $2M$ directions, each indicated by the vector \vec{V}_i .

The linear stability of \vec{X}_0 is defined in terms of eqn. (3.14), through the eigenvalues λ_i . In a Hamiltonian system, the conservation of phase space volume (Liouville's theorem) leads to the result that λ_i always appear in the form of conjugate quadruplets $(\pm a \pm bi)$, for which there are four cases described below.

i. When a pair of λ_i is purely imaginary ($a = 0$), all solutions in eqn. (3.16) would oscillate in the subspace spanned by \vec{V}_i with a characteristic frequency determined by $|\lambda_i|$. The linear stability in this direction is known as stable, elliptic or (E).

ii. When a pair of λ_i is real ($b = 0$), in the \vec{V}_i subspace all solutions in eqn. (3.16) would be attracted to or repelled from \vec{X}_0 exponentially with time. This direction is known as linearly unstable, hyperbolic or (H). The names elliptic and hyperbolic originated from the shape of these linearized trajectories (Fig. 2.4).

iii. When $a \neq 0, b \neq 0$, the solution contains both oscillating and exponential attraction/repulsion components in the subspace spanned by the four \vec{V}_i corresponding to the quadruple λ_i . In two of the four directions the nearby trajectory "spirals" into the critical point, while in the other two directions it "spirals" out of the critical point. This stability type is called mixed or (M) [17].

iv. When a pair of $\lambda_i = 0$, the stability type is degenerate (D). In this case, the linearized equations eqn. (3.14) become insufficient, and higher-order terms in the Taylor expansion are needed to evaluate the stability near a critical point.

If all the eigenvalues fall into category i., then the linearized trajectories defined by eqn. (3.16) oscillate with M distinctive frequencies. Hence, near an all-stable critical point, the linearized equations of motion are quasiperiodic. These linearized trajectories are expected to resemble the trajectories of the nonlinear Hamiltonian H_{eff} for at least a finite time.

3.3.2 The Presence of Multiple Cyclic Angles

At a critical point, all the canonical variables are fixed except the $(N - M)$ cyclic angles θ_i . When there is more than one polyad number, the trajectory does not close onto itself within a finite time. Otherwise, unless any of their frequencies becomes zero or commensurable with another, the full phase space trajectory is quasiperiodic and restricted to an $(N - M)$ dimensional invariant torus. Fig. 3.7 illustrates the case with $N = 2, M = 1$, which is integrable. The reduced phase space (J, Ψ) is a projection of the full phase space (J, Ψ, θ) . Critical points in (J, Ψ) trace out PO in the full phase space (blue line). A trajectory near the stable critical point (green oval at bottom) is a PO in the reduced phase space, and a quasiperiodic motion in the full phase space.

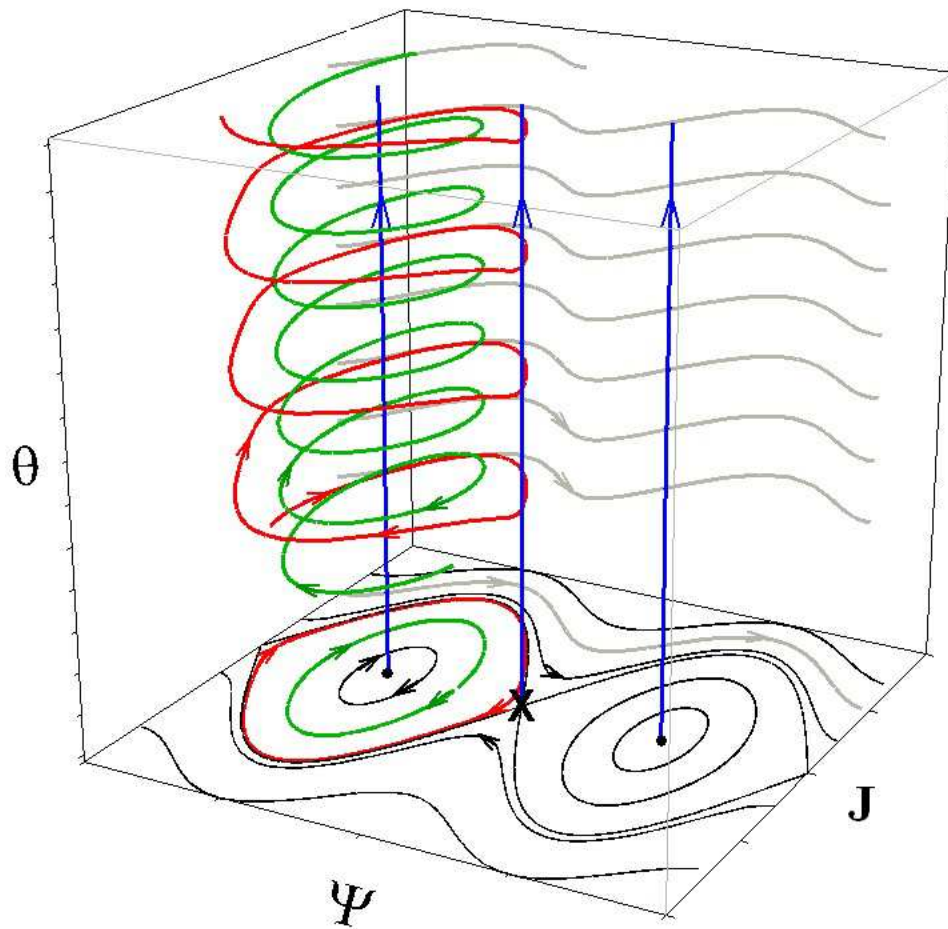


FIGURE 3.7 Dynamics in the reduced and full phase spaces, a schematic illustration. The reduced Hamiltonian is taken to resemble Fig. 2.6 in action-angle variables (J, Ψ) . The angle θ is the cyclic angle, which evolves (modulo 2π) between $[0, 2\pi]$.

Intuitively, the role these critical points play in the phase space should not change whether there are one or more cyclic angles. As an example, consider the case of HCP where only 2 of the 3 normal modes are coupled by a Fermi resonance [20]. Excitation in the spectator mode 3 (C-H stretching) can be treated as a parameter in the effective Hamiltonian. So strictly speaking, there are two polyad numbers and cyclic angles:

$$P_1 = n_1 + \frac{n_2}{2}, \quad \theta_1 = 2\phi_1 + \phi_2 \quad (3.17)$$

$$P_2 = n_3, \quad \theta_2 = \phi_3 \quad (3.18)$$

Yet, in assigning e.g. the $n_3 = 1$ states, one could simply use the critical points found in this manifold, in spite of the fact that the frequency of θ_2 is not zero in these polyads.

We argue that the cyclic angles θ_i in general represent a trivial aspect of the dynamics. As far as quantum assignment is concerned, this is evident if one considers the semiclassical quantization procedure. There θ_i appear only in a pre-factor with the form $\Pi e^{iP_i\theta_i}$ in the resulting wavefunctions [8]. In classical mechanics, also note that θ_i do not have physical meaning on their own, since the polyad number P_i are not uniquely defined (Appendix A).

Critical points in a reduced phase space, especially those with non-zero frequencies in the cyclic coordinate, have been known as relative equilibria in mathematical literature [61,62]. Near a relative equilibrium, classical dynamics in the full phase space can be separated into two parts: the group orbit, which is motion along

the cyclic angles, and motion in the reduced phase space [63]. The latter is a multidimensional “slice” transverse to the group orbit [64]. The slice contains all the “essential dynamics” [61], in the sense that the full dynamics can be reconstructed from a point on the slice and appropriate initial conditions. This provides a further argument against making a distinction between systems with one and multiple polyad numbers.

In the field of chemistry, relative equilibria theory has been used to classify rotationally excited molecular spectra [65,66]. The total angular momentum J plays the same role as the polyad numbers in this thesis. A stable relative equilibrium corresponds to the molecule rotating with a fixed shape. Vibrational modes are defined by the normal form of the Hamiltonian in the neighborhood. As J is increased, the bifurcations of relative equilibria correspond to predictions of the (as yet unobserved) rovibrational spectral patterns.

3.3.3 Semiclassical Localization Near Critical Points

An eigenstate may be assigned meaningful quantum numbers based on the critical point, if its representation in the same (Ψ_i, J_i) space is localized near the critical point with a well-ordered nodal pattern. The semiclassical wavefunctions can be obtained through either phase space representations (e.g. the Wigner or Husimi function [67]), or the Ψ_i space semiclassical quantization proposed by Voth and Marcus in [68]. Examples from both methods are illustrated in Fig. 3.8. In panels (a) and (b), the localization occurs around the normal mode critical points at

$(n_1 = n_2 = 3.5, \psi_1 = \frac{\pi}{2}$ and $\frac{3\pi}{2}$). In panels (c) and (d), the localization is around the critical points at $(\psi_a = \pm\pi, \psi_b = \pm\pi)$.

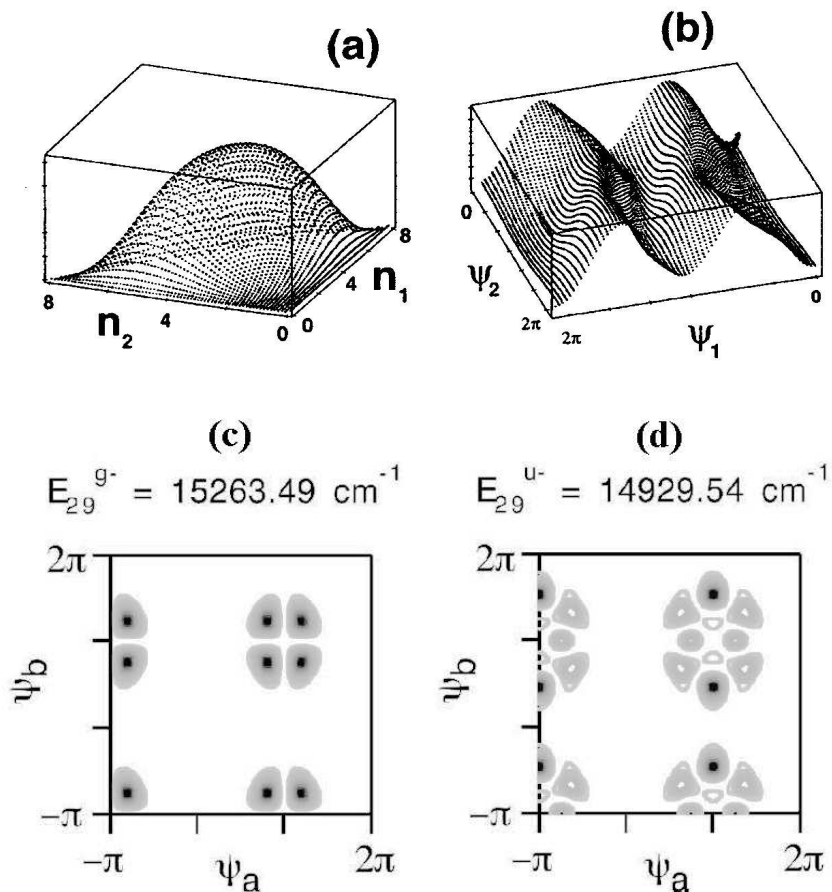


FIGURE 3.8 Semiclassical localization near critical points. Panels (a), (b) are reproduced from Fig. 3 of [57], displaying the two projections of the Husimi function of the same eigenstate in action (n_1, n_2) and angle (ψ_1, ψ_2) space, respectively. Panels (c) and (d) are reproduced from Fig. 5 of [69], which display the angle-space representation of two different wavefunctions both localized around $(\psi_a = \pm\pi, \psi_b = \pm\pi)$.

Consider a local minimum or maximum (together referred to as extremum) in the reduced phase space (Ψ_i, J_i) . This extremum point is necessarily a critical point. Then if there is a quantum eigenstate whose energy is nearby, intuitively one expects the semiclassical representation of the eigenstate in either (Ψ_i, J_i) or (Ψ_i) space to localize near the critical point, simply because of the limited volume of accessible phase space into which it can expand. This is illustrated schematically in Fig. 3.9 in the case of a minimum.

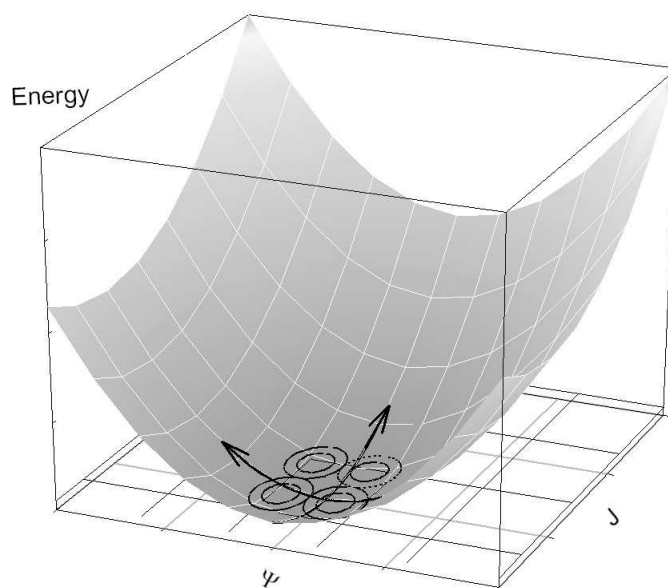


FIGURE 3.9 Localization near a minimum in the reduced phase space, which is also an elliptic critical point of the Hamiltonian. An eigenstate whose energy is close to the minimum must be localized in the nearby phase space.

There is no apparent reason why the same argument should not be valid for all choices of semiclassical representation as well as for arbitrary DOF, except for the following two scenarios. The localization may be disrupted by quantum tunneling when the local extremum is not sufficiently prominent, or there are other local extrema nearby with similar energy.

In § 3.3.2, it was shown that the linearized motion near an all-stable critical point is quasiperiodic. If (1) it is a good approximation for the real classical trajectories in this region and (2) the region is large enough to support one quantizing invariant torus, then the semiclassical wavefunctions may be localized around the torus, with M quantum numbers assigned by EBK quantization. Therefore, one could expect the all-stable critical points to correspond to quantum modes around which semiclassical wavefunctions localize. Other critical points with partial linear stability (while unstable in some directions) may also become the center of localization under favorable circumstances.

3.3.4 Summary

From § 3.3.1 - 3.3.3, we can draw the following conclusions about critical points in the reduced phase space:

1. Along the stable directions of a critical point, the linearized classical trajectories nearby are quasiperiodic.

2. The presence of multiple cyclic angles is not expected to affect the essential part of the classical dynamics or semiclassical localization.
3. If a critical point is also a local extremum in the reduced phase space of H_{eff} , then it is expected to be a center of localization for semiclassical eigenfunctions.

Therefore, the critical points can be used to assign vibrational modes to the quantum spectra. The change in their number and/or stability should correspond to the change in birth, death and transformations of the vibrational modes.

CHAPTER IV

BIFURCATION ANALYSIS OF C₂H₂ BENDS4.1 Introduction

Acetylene (C₂H₂) is among the most-studied polyatomic molecules in spectroscopy. Its normal mode constants on the ground electronic state (S₀) have been refined over a long period of time [70]. At increased energy, however, its vibrational dynamics is rather complex. Recently the highly excited vibrational states acetylene became more accessible due to new techniques such as Stimulated Emission Pumping. The observations include additional spectral features under enhanced resolution [33], signatures of both regularity and chaos in level statistics [71], and the emergence of local modes in H-C-C bending [30,69,72,73,74,75] and C-H stretching dynamics [26,76,77]. The stretch-bend system has also been investigated in a few studies [78,79,80,81,82,83,84]. Theoretical analysis of these results, however, remains challenging: while the coupled vibrational DOF are too numerous for many analytical methods, they are not enough to warrant a statistical approach.

The dynamics of acetylene vibration has an important role in the combustion processes. Its interconversion with vinylidene, a marginally stable isomer, affects the outcome of reaction rate modeling [85]. Fig. 4.1 illustrates the geometry and energy changes during the isomerization process. The transition state is planar and

involves mostly one C-H bond in acetylene bending over. The highest bending levels recorded by Field et al. are believed to be within $5,000\text{ cm}^{-1}$ of the transition state [86]. Decoding the dynamics hidden in these spectra is expected to shed light on this isomerization process.

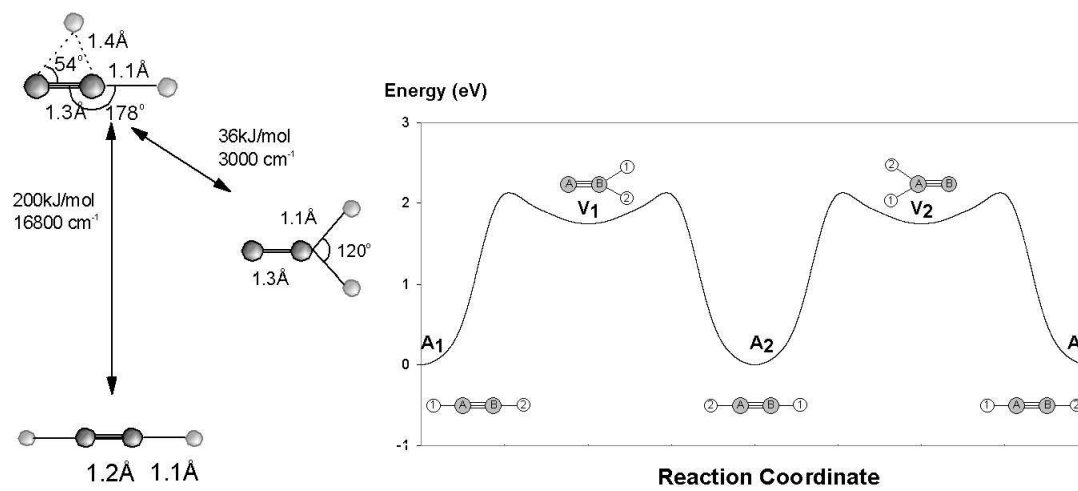
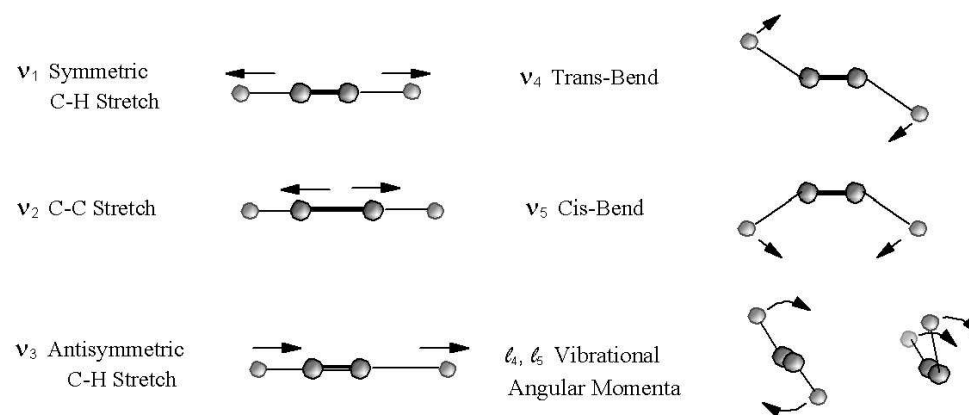


FIGURE 4.1 Acetylene-vinylidene isomerization on the S_0 electronic surface. The energy and configurations are averaged over compiled ab initio results in Table 1 of [87]. Note that $1 \text{ eV} = 8080 \text{ cm}^{-1}$.

For modeling highly excited states ($\approx 10,000 \text{ cm}^{-1}$), the effective Hamiltonians from fitting spectra are more reliable than any current ab initio PES. The best-known PES [88] is only qualitative in reproducing the experimental spectra in this energy range [89]. A refined PES recently published by Bowman et al. is still not as accurate as a direct fit to the spectra [90,91].

Near its linear equilibrium configuration, acetylene has $3N - 5 = 7$ normal modes as shown in Fig. 4.2. Both ν_4, ν_5 bends are doubly degenerate. Two additional quantum numbers ℓ_4, ℓ_5 are used to label the respective vibrational angular momenta.

FIGURE 4.2 Normal vibrational modes of C_2H_2 .

All existing stretch-bend effective Hamiltonians conserve three polyad numbers:

$$N_t = 5n_1 + 3n_2 + 5n_3 + n_4 + n_5 \quad (4.1a)$$

$$N_s = n_1 + n_2 + n_3 \quad (4.1b)$$

$$\ell = \ell_4 + \ell_5 \quad (4.1c)$$

N_t is the “total” quantum number, representing the approximate integer ratio among the normal mode frequencies. Using the frequencies of [92] in units of cm^{-1} , the ratio is

$$\omega_1 : \omega_2 : \omega_3 : \omega_4 : \omega_5 = 3371.66 : 1974.76 : 3288.75 : 608.50 : 729.18 \approx 5 : 3 : 5 : 1 : 1$$

N_s is the total number of stretching quanta. In the absence of rotational excitation ($J = 0$), ℓ denotes the total angular momentum of the molecule, which is always conserved. The inversion symmetry (gerade/ungerade) and parity (+/-) are also conserved [93]. Each polyad can therefore be labeled as $[N_t, N_s, \ell]^{g/u}$.

Incidentally, all three polyad numbers remain good for the isotopomer $^{13}\text{C}_2\text{H}_2$ [94]. The doubly deuterated C_2D_2 conserves N_s and ℓ [95]. Experimental spectra also suggest the existence of polyad structure in the monodeuterated C_2HD [96].

4.2 C_2H_2 Pure Bending System

4.2.1 Quantum Effective Hamiltonian

Among the $[N_t, N_s, \ell]^{g/u}$ polyads, the pure bending states with ($N_s = 0$) form a separate subsystem. In the remainder of this chapter, these polyads are labeled by

$[N_b, \ell]^{g/u}$ with

$$N_b = N_t = n_4 + n_5 \quad (4.2)$$

The latest pure bending effective Hamiltonian was produced by Field et al. The data used in their fit include both energy and intensity information from FTIR and Dispersed Fluorescence spectra [86]. The high-lying levels were obtained from DF spectra with a frequency resolution of 2 cm^{-1} , and unresolved $\ell = 0/2$ states. These levels are as much as $15,000 \text{ cm}^{-1}$ above the ground vibrational state. The parameters in this Hamiltonian are listed in Table 4.1.

TABLE 4.1 Parameters in pure bending effective Hamiltonian, from [86]. The parameters are in units of cm^{-1} .

ω_4	608.657	y_{555}	0.00955
ω_5	729.137	g_{44}	0.677
x_{44}	3.483	g_{45}	6.670
x_{45}	-2.256	g_{55}	3.535
x_{55}	-2.389	S_{45}	-8.574
y_{444}	-0.03060	r_{45}^0	-6.193
y_{445}	0.0242	r_{445}	0.0304
y_{455}	0.0072	r_{545}	0.0110

Using the normal mode basis $|n_4^{\ell_4}, n_5^{\ell_5}\rangle$ ($n_i \geq |\ell_i|$) as the ZOS, the fitting Hamiltonian has a diagonal part \hat{H}_0 and three resonance couplings.

$$\hat{H}_{bend} = \hat{H}_0 + \hat{V}_{DDI} + \hat{V}_\ell + \hat{V}_{DDII} \quad (4.3)$$

$$\begin{aligned} \hat{H}_0 = & \omega_4 n_4 + \omega_5 n_5 + x_{44} n_4^2 + x_{45} n_4 n_5 + x_{55} n_5^2 + y_{444} n_4^3 + y_{445} n_4^2 n_5 + y_{455} n_4 n_5^2 \\ & + y_{555} n_5^3 + g_{44} \ell_4^2 + g_{45} \ell_4 \ell_5 + g_{55} \ell_5^2 \end{aligned} \quad (4.4)$$

1. A Darling-Dennison [97] resonance (DD-I):

$$\langle n_4^{\ell_4}, n_5^{\ell_5} | \hat{V}_{DDI} | (n_4 - 2)^{\ell_4}, (n_5 + 2)^{\ell_5} \rangle = \frac{S_{45}}{4} [(n_4^2 - \ell_4^2)(n_5 + \ell_5 + 2)(n_5 - \ell_5 + 2)]^{1/2} \quad (4.5)$$

2. An ℓ -resonance:

$$\langle n_4^{\ell_4}, n_5^{\ell_5} | \hat{V}_\ell | n_4^{\ell_4 \mp 2}, n_5^{\ell_5 \pm 2} \rangle = \frac{R_{45}}{4} [(n_4 \mp \ell_4)(n_4 \pm \ell_4 + 2)(n_5 \pm \ell_5)(n_5 \mp \ell_5 + 2)]^{1/2} \quad (4.6)$$

with $R_{45} = r_{45}^0 + r_{445}(n_4 - 1) + r_{545}(n_5 - 1)$.

3. Another Darling-Dennison resonance (DD-II), with matrix elements smaller than those of the previous two:

$$\begin{aligned} \langle n_4^{\ell_4}, n_5^{\ell_5} | \hat{V}_{DDII} | (n_4 - 2)^{\ell_4 \mp 2}, (n_5 + 2)^{\ell_5 \pm 2} \rangle = & \frac{R_{45} + 2g_{45}}{16} \times \\ & [(n_4 \pm \ell_4)(n_4 \pm \ell_4 - 2)(n_5 \pm \ell_5 + 2)(n_5 \pm \ell_5 + 4)]^{1/2} \end{aligned} \quad (4.7)$$

Fig. 4.3 illustrates the manner these resonances act within a polyad. The resonances are shown as lines connecting pairs of ZOS. \hat{V}_{DDI} couples within each column (same ℓ_4, ℓ_5), while \hat{V}_ℓ couples within each row (same n_4, n_5). \hat{V}_{DDII} in eqn. (4.7) contains couplings along the diagonal directions. With both \hat{V}_{DDI} and \hat{V}_ℓ , or \hat{V}_{DDII} alone, all ZOS in a polyad $[N_b, \ell]^{g/u}$ are connected into an inseparable network.

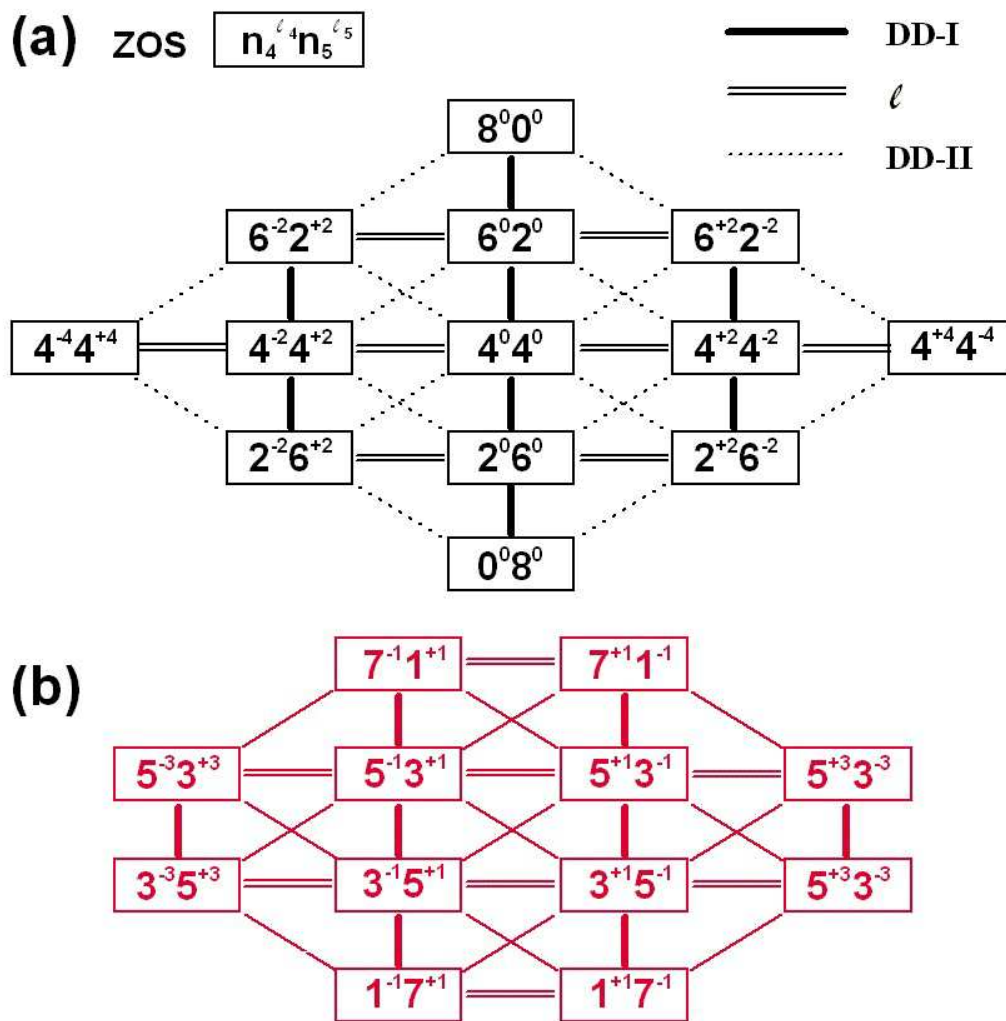


FIGURE 4.3 Resonance couplings within a pure bending polyad $[8, 0]$. Panel (a) displays the g states and panel (b) the u states.

Alternatively, \hat{H}_{bend} can be written with raising/lowering operators, which act on the normal mode trans- and cis- 2-dimensional oscillators. The symmetry-adapted operators $\hat{a}_{4d}^\dagger, \hat{a}_{4g}^\dagger, \hat{a}_{4d}, \hat{a}_{4g}$ and $\hat{a}_{5d}^\dagger, \hat{a}_{5g}^\dagger, \hat{a}_{5d}, \hat{a}_{5g}$ ¹ are defined according to [98] as

$$\hat{a}_{id}^\dagger |n_i^{\ell_i}\rangle = \sqrt{\frac{n_i + \ell_i + 2}{2}} |(n_i + 1)^{\ell_i+1}\rangle, \quad \hat{a}_{ig}^\dagger |n_i^{\ell_i}\rangle = \sqrt{\frac{n_i - \ell_i + 2}{2}} |(n_i + 1)^{\ell_i-1}\rangle \quad (4.8)$$

$$\hat{a}_{id} |n_i^{\ell_i}\rangle = \sqrt{\frac{n_i + \ell_i}{2}} |(n_i - 1)^{\ell_i-1}\rangle, \quad \hat{a}_{ig} |n_i^{\ell_i}\rangle = \sqrt{\frac{n_i - \ell_i}{2}} |(n_i - 1)^{\ell_i+1}\rangle \quad (4.9)$$

The zero-order part of \hat{H}_{bend} can be expressed with

$$n_i = \hat{a}_{id}^\dagger \hat{a}_{id} + \hat{a}_{ig}^\dagger \hat{a}_{ig}, \quad \ell_i = \hat{a}_{id}^\dagger \hat{a}_{id} - \hat{a}_{ig}^\dagger \hat{a}_{ig} \quad (4.10)$$

and the resonance terms as

$$\hat{V}_{DDI} = S_{45} [\hat{a}_{4d}^\dagger \hat{a}_{4g}^\dagger \hat{a}_{5d} \hat{a}_{5g} + \hat{a}_{4d} \hat{a}_{4g} \hat{a}_{5d}^\dagger \hat{a}_{5g}^\dagger] \quad (4.11)$$

$$\hat{V}_\ell = R_{45} [\hat{a}_{4d} \hat{a}_{4g}^\dagger \hat{a}_{5d}^\dagger \hat{a}_{5g} + \hat{a}_{4d}^\dagger \hat{a}_{4g} \hat{a}_{5d} \hat{a}_{5g}^\dagger] \quad (4.12)$$

$$\begin{aligned} \hat{V}_{DDII} = & \frac{R_{45} + 2g_{45}}{4} [\hat{a}_{4d}^\dagger \hat{a}_{4d}^\dagger \hat{a}_{5d} \hat{a}_{5d} + \hat{a}_{4g}^\dagger \hat{a}_{4g}^\dagger \hat{a}_{5g} \hat{a}_{5g} \\ & + \hat{a}_{4d} \hat{a}_{4g} \hat{a}_{5d}^\dagger \hat{a}_{5d}^\dagger + \hat{a}_{4g} \hat{a}_{4d} \hat{a}_{5g}^\dagger \hat{a}_{5g}^\dagger] \end{aligned} \quad (4.13)$$

4.2.2 Classical Hamiltonian

Next, a classical Hamiltonian is obtained from \hat{H}_{bend} using Heisenberg's Correspondence Principle of eqn. (2.11). The result is expressed in canonical action-angle

¹The *g* (gauche/left) and *d* (droit/right) subscripts are named according to the manner they affect the vibrational angular momentum ℓ_i .

type variables I_i, ϕ_i ($i = 4d, 4g, 5d, 5g$). The actions are related to the zero-order quantum numbers by

$$I_{4d} = (n_4 + 1 + \ell_4)/2, \quad I_{4g} = (n_4 + 1 - \ell_4)/2 \quad (4.14)$$

$$I_{5d} = (n_5 + 1 + \ell_5)/2, \quad I_{5g} = (n_5 + 1 - \ell_5)/2 \quad (4.15)$$

Corresponding to N_b and ℓ , there are two conserved classical actions:

$$I_{4d} + I_{4g} + I_{5d} + I_{5g} = n_4 + n_5 + 2 = N_b + 2 \quad (4.16)$$

$$I_{4d} - I_{4g} + I_{5d} - I_{5g} = \ell_4 + \ell_5 = \ell \quad (4.17)$$

In order to reduce the dimensionality of the phase space, the following canonical transformation is useful ²:

$$\begin{aligned} K_a &= \frac{I_{4d} + I_{4g} + I_{5d} + I_{5g}}{2} = \frac{N_b + 2}{2}, & \theta_a &= \frac{\phi_{4d} + \phi_{4g} + \phi_{5d} + \phi_{5g}}{2} \\ K_b &= \frac{I_{4d} - I_{4g} + I_{5d} - I_{5g}}{2} = \frac{\ell}{2}, & \theta_b &= \frac{\phi_{4d} - \phi_{4g} + \phi_{5d} - \phi_{5g}}{2} \\ J_a &= \frac{I_{4d} + I_{4g} - I_{5d} - I_{5g}}{2} = \frac{n_4 - n_5}{2}, & \psi_a &= \frac{\phi_{4d} + \phi_{4g} - \phi_{5d} - \phi_{5g}}{2} \\ J_b &= \frac{I_{4d} - I_{4g} - I_{5d} + I_{5g}}{2} = \frac{\ell_4 - \ell_5}{2}, & \psi_b &= \frac{\phi_{4d} - \phi_{4g} - \phi_{5d} + \phi_{5g}}{2} \end{aligned} \quad (4.18)$$

²These new coordinates are defined in the same way as Jacobson et al. in [69]. The only difference is that our actions are expanded by a factor of 2, while the angles are reduced by a factor of 1/2. Such a difference is trivial, except ours are more compatible with the single-resonance analysis of § 4.4.1.

The resulting classical Hamiltonian is

$$\begin{aligned}
H_{bend}^\ell(K_a, K_b, J_a, J_b, \psi_a, \psi_b) &= \omega_4(K_a + J_a - 1) + \omega_5(K_a - J_a - 1) \\
&+ x_{44}(K_a + J_a - 1)^2 + x_{45}(K_a + J_a - 1)(K_a - J_a - 1) + x_{55}(K_a - J_a - 1)^2 \\
&+ y_{444}(K_a + J_a - 1)^3 + y_{445}(K_a + J_a - 1)^2(K_a - J_a - 1) \\
&+ y_{455}(K_a + J_a - 1)(K_a - J_a - 1)^2 + y_{555}(K_a - J_a - 1)^3 \\
&+ g_{44}(K_b + J_b)^2 + g_{45}(K_b^2 - J_b^2) + g_{55}(K_b - J_b)^2 \\
&+ \frac{S_{45}}{2} \left[(K_a^2 - K_b^2)^2 + (J_a^2 - J_b^2)^2 - 2(K_a^2 + K_b^2)(J_a^2 + J_b^2) - 8K_a K_b J_a J_b \right]^{\frac{1}{2}} \cos[2\psi_a] \\
&+ \frac{R_{45}^*}{2} \left[(K_a^2 - K_b^2)^2 + (J_a^2 - J_b^2)^2 - 2(K_a^2 + K_b^2)(J_a^2 + J_b^2) - 8K_a K_b J_a J_b \right]^{\frac{1}{2}} \cos[2\psi_b] \\
&+ \frac{1}{8} [R_{45}^* + 2g_{45}] \{ [(K_a + K_b)^2 - (J_a - J_b)^2] \cos[2(\psi_a - \psi_b)] + \\
&\quad [(K_a - K_b)^2 - (J_a + J_b)^2] \cos[2(\psi_a + \psi_b)] \}
\end{aligned} \tag{4.19}$$

with

$$R_{45}^* = r_{45}^0 + r_{445}(K_a + J_a - 2) + r_{545}(K_a - J_a - 2) \tag{4.20}$$

In order for all the actions I_{4d} , I_{4g} , I_{5d} and I_{5g} in eqn. (4.18) to be non-negative, additional restriction are applied to the values of J_a, J_b :

$$K_a - K_b \geq |J_a + J_b|, \quad K_a + K_b \geq |J_a - J_b| \tag{4.21}$$

Since K_a and K_b are constants of motion, their conjugate angles θ_a, θ_b are the cyclic variables and therefore absent from the Hamiltonian. However, they do evolve in time with

$$\dot{\theta}_a = \frac{\partial H}{\partial K_a} \tag{4.22}$$

$$\dot{\theta}_b = \frac{\partial H}{\partial K_b} \tag{4.23}$$

The reduced phase space $(J_a, \psi_a, J_b, \psi_b)$ is four-dimensional. The equations of motion in it are:

$$\dot{\psi}_a = \frac{\partial H}{\partial J_a}, \quad \dot{J}_a = -\frac{\partial H}{\partial \psi_a} \quad (4.24)$$

$$\dot{\psi}_b = \frac{\partial H}{\partial J_b}, \quad \dot{J}_b = -\frac{\partial H}{\partial \psi_b} \quad (4.25)$$

The parameters in Table 4.1 apply to $\ell = 0, 2$, which from eqns. (4.18) correspond to $K_b = 0, \frac{1}{2}$, respectively. This chapter will focus primarily on these cases.

For $\ell = K_b = 0$, eqn. (4.19) becomes

$$H_{bend}(K_a, J_a, J_b, \psi_a, \psi_b) = H_0 + V_{DDI} + V_\ell + V_{DDII} + V'_{DDII} \quad (4.26)$$

with

$$\begin{aligned} H_0 = & \omega_4(K_a + J_a - 1) + \omega_5(K_a - J_a - 1) + x_{44}(K_a + J_a - 1)^2 \\ & + x_{45}(K_a + J_a - 1)(K_a - J_a - 1) + x_{55}(K_a - J_a - 1)^2 + y_{444}(K_a + J_a - 1)^3 \\ & + y_{445}(K_a + J_a - 1)^2(K_a - J_a - 1) + y_{455}(K_a + J_a - 1)(K_a - J_a - 1)^2 \\ & + y_{555}(K_a - J_a - 1)^3 + (g_{44} - g_{45} + g_{55})J_b^2 \end{aligned} \quad (4.27)$$

and

$$V_{DDI} = \frac{S_{45}}{2} [K_a^4 + (J_a^2 - J_b^2)^2 - 2K_a^2(J_a^2 + J_b^2)]^{1/2} \cos[2\psi_a] \quad (4.28)$$

$$V_\ell = \frac{R_{45}^*}{2} [K_a^4 + (J_a^2 - J_b^2)^2 - 2K_a^2(J_a^2 + J_b^2)]^{1/2} \cos[2\psi_b] \quad (4.29)$$

$$V_{DDII} = \frac{1}{8} (R_{45}^* + 2g_{45}) [K_a^2 - (J_a - J_b)^2] \cos[2(\psi_a - \psi_b)] \quad (4.30)$$

$$V'_{DDII} = \frac{1}{8} (R_{45}^* + 2g_{45}) [K_a^2 - (J_a + J_b)^2] \cos[2(\psi_a + \psi_b)] \quad (4.31)$$

4.3 Critical Points Analysis

Following the method outlined in Chapter 3, we now explicitly solve for the critical points for $\ell = 0$ in eqn. (4.26) and their bifurcations with variation of N_b . Four new families of critical points are found at increasing N_b when the initially stable normal modes become unstable in distinct bifurcations. Two of the new families, namely the Local and Counter Rotator critical points, are linearly bi-stable (EE). They correspond to new stable modes of bending vibration.

Readers not interested in details of the calculation may skip the next subsection and go directly to § 4.3.2 for the results.

4.3.1 Computational Details

The critical points of eqn. (4.26) are defined by four simultaneous equations:

$$\dot{J}_a = -\frac{\partial H_{bend}}{\partial \psi_a} = 0 \quad (4.32)$$

$$\dot{J}_b = -\frac{\partial H_{bend}}{\partial \psi_b} = 0 \quad (4.33)$$

$$\dot{\psi}_a = \frac{\partial H_{bend}}{\partial J_a} = 0 \quad (4.34)$$

$$\dot{\psi}_b = \frac{\partial H_{bend}}{\partial J_b} = 0 \quad (4.35)$$

To simplify the notation we let

$$\Lambda = [K_a^4 - 2K_a^2(J_a^2 + J_b^2) + (J_a^2 - J_b^2)^2]^{1/2} \quad (4.36)$$

The partial derivatives in eqns. (4.32-4.35) become

$$\frac{\partial H_{bend}}{\partial \psi_a} = -\Lambda S_{45} \sin[2\psi_a] - \frac{1}{4}(R_{45}^* + 2g_{45})\{[K_a^2 - (J_a - J_b)^2] \sin[2(\psi_a - \psi_b)] + [K_a^2 - (J_a + J_b)^2] \sin[2(\psi_a + \psi_b)]\} \quad (4.37)$$

$$\frac{\partial H_{bend}}{\partial \psi_b} = -\Lambda R_{45}^* \sin[2\psi_b] + \frac{1}{4}(R_{45}^* + 2g_{45})\{[K_a^2 - (J_a - J_b)^2] \sin[2(\psi_a - \psi_b)] - [K_a^2 - (J_a + J_b)^2] \sin[2(\psi_a + \psi_b)]\} \quad (4.38)$$

$$\begin{aligned} \frac{\partial H_{bend}}{\partial J_a} &= \frac{\partial H_0}{\partial J_a} - \frac{J_a}{\Lambda}(K_a^2 - J_a^2 + J_b^2)(S_{45} \cos[2\psi_a] + R_{45}^* \cos[2\psi_b]) + \Lambda(r_{445} - r_{545}) \cos[2\psi_b] \\ &\quad - \frac{R_{45}^* + 2g_{45}}{4}\{(J_a - J_b) \cos[2(\psi_a - \psi_b)] + (J_a + J_b) \cos[2(\psi_a + \psi_b)]\} \\ &\quad + \frac{r_{445} - r_{545}}{2}\{2J_a J_b \sin[2\psi_a] \sin[2\psi_b] + (K_a^2 - J_a^2 - J_b^2) \cos[2\psi_a] \cos[2\psi_b]\} \end{aligned} \quad (4.39)$$

$$\begin{aligned} \frac{\partial H_{bend}}{\partial J_b} &= 2(g_{44} - g_{45} + g_{55})J_b - \frac{J_b}{\Lambda}(K_a^2 + J_a^2 - J_b^2)(S_{45} \cos[2\psi_a] + R_{45}^* \cos[2\psi_b]) \\ &\quad + \frac{R_{45}^* + 2g_{45}}{4}\{(J_a - J_b) \cos[2(\psi_a - \psi_b)] - (J_a + J_b) \cos[2(\psi_a + \psi_b)]\} \end{aligned} \quad (4.40)$$

A visual inspection of the first two equations (4.37, 4.38) reveals a sufficient condition ³ for both of them to vanish:

$$\sin[2\psi_a] = \sin[2\psi_b] = 0 \quad (4.41)$$

or

$$(\psi_a, \psi_b) = \left(\frac{m\pi}{2}, \frac{n\pi}{2}\right) \quad \text{with } m, n = 0, 1, 2, 3 \quad (4.42)$$

Eqn. (4.42) leads to the 16 combinations of (ψ_a, ψ_b) in Table 4.2. The remaining two equations (4.39, 4.40) are then solved for J_a and J_b , with (ψ_a, ψ_b) held

³An additional root search was carried out, and no extra critical points were found beyond the ones discussed here.

at these discrete values. Also, note that eqns. (4.39, 4.40) are invariant with regard to one or both the following two transformations

$$\psi_a \rightarrow \psi_a + \pi \qquad \psi_b \rightarrow \psi_b + \pi \qquad (4.43)$$

It is sufficient to consider only one out of the four sets of values on each row in Table 4.2. Here we use:

$$(\psi_a, \psi_b) = (0, 0), \left(0, \frac{\pi}{2}\right), \left(\frac{\pi}{2}, 0\right), \left(\frac{\pi}{2}, \frac{\pi}{2}\right) \qquad (4.44)$$

TABLE 4.2 (ψ_a, ψ_b) values of bending critical points.

(ψ_a, ψ_b)	(ψ_a, ψ_b)	(ψ_a, ψ_b)	(ψ_a, ψ_b)
$(0, 0)$	$(0, \pi)$	$(\pi, 0)$	(π, π)
$(0, \frac{\pi}{2})$	$(0, \frac{3\pi}{2})$	$(\pi, \frac{\pi}{2})$	$(\pi, \frac{3\pi}{2})$
$(\frac{\pi}{2}, 0)$	$(\frac{3\pi}{2}, \pi)$	$(\frac{\pi}{2}, 0)$	$(\frac{3\pi}{2}, \pi)$
$(\frac{\pi}{2}, \frac{\pi}{2})$	$(\frac{\pi}{2}, \frac{3\pi}{2})$	$(\frac{3\pi}{2}, \frac{\pi}{2})$	$(\frac{3\pi}{2}, \frac{3\pi}{2})$

The simultaneous eqns. (4.39, 4.40) may be visually solved using the following “pseudopotential” approach. Here it is generalized from the 1-dimensional case in [20] to 2-dimensional. When H_{bend} is viewed as a function of J_a, J_b with the discrete (ψ_a, ψ_b) values in eqn. (4.44), the solutions satisfying both (4.39, 4.39) are the “flat spots” (e.g. minima, maxima and saddle points), and can be identified visually on plots of H_{bend} (the pseudopotential). Fig. 4.4 depicts the pseudopotentials for polyads [6, 0] and [22, 0]. The J_a and J_b values (already constrained by eqn. 4.21) are divided over K_a to scale their range to $[-1, 1]$. In panels (a)-(d), there are no flat spots in the

interior of the $(J_a/K_a, J_b/K_b)$ space when $N_b = 6$. In panels (e)-(h), under each of the four (ψ_a, ψ_b) conditions there is a flat spot (white dot with black rim) corresponding to a critical point. This indicates the existence of at least four critical points when $N_b = 22$.

However, when K_a is treated as a continuously varied parameter, it is more straightforward to solve (4.39, 4.40) analytically, instead of locating them graphically through the pseudopotentials. Given the (ψ_a, ψ_b) values in eqn. (4.44), eqn. (4.40) is further simplified to:

$$\begin{aligned} \frac{\partial H_{bend}}{\partial J_b} = J_b \left\{ 2(g_{44} - g_{45} + g_{55}) - \frac{K_a^2 + J_a^2 - J_b^2}{\Lambda} (S_{45} \cos[2\psi_a] + R_{45}^* \cos[2\psi_b]) \right. \\ \left. - \frac{R_{45}^* + 2g_{45}}{2} \cos[2\psi_a] \cos[2\psi_b] \right\} = 0 \end{aligned} \quad (4.45)$$

All terms on the right-hand side are proportional to J_b . The other multiplier (the sum of terms between the curly brackets) can be numerically shown to be always positive. Hence eqn. (4.35) has the trivial solution:

$$J_b = 0 \quad (4.46)$$

The last equation (4.34) is then solved analytically on a computer using the software Mathematica [99].

At each critical point, the linear stability is determined by the eigenvalues of the stability matrix described in § 3.3.1. Here the matrix is 4×4 in size, and the possible stability types are bi-stable (EE), bi-unstable (HH), stable-unstable (EH), mixed (MM) and degenerate (D).

Special consideration of the critical points is required where $|J_a| + |J_b| = K_a$. At these points, the values of ψ_a and ψ_b are indeterminate as the denominator Λ in eqns. (4.39, 4.40) vanishes. The $(J_a, \psi_a, J_b, \psi_b)$ coordinate system becomes singular at these locations. An alternative coordinate system is required to evaluate (1) whether




FIGURE 4.4 Pseudopotentials of $[6, 0]$ and $[22, 0]$, as contour plots of H_{bend} . The gray scale shading is the lightest where H_{bend} is at the largest. Panels (a-d) depict the pseudopotentials in $N_b = 6$ with the four values of (ψ_a, ψ_b) in eqn. (4.44), respectively. Panels (e), (f), (g) and (h) depict the pseudopotentials in $N_b = 22$ with the same order in (ψ_a, ψ_b) .

a point is critical point or not, and if yes, (2) its linear stability. The technical details are discussed in Appendix B. Only the following four are critical points with $|J_a| + |J_b| = K_a$:

$$J_a = \pm K_a, J_b = 0 \quad \text{with (EE) stability} \quad (4.47)$$

$$J_a = 0, J_b = \pm K_a \quad \text{with (MM) stability} \quad (4.48)$$

4.3.2 Results of the $[N_b, 0]$ Polyads

Normal Modes at Low N_b Up to $N_b = 6$, there are two families of critical points at $J_a = K_a$ and $J_a = -K_a$ with (EE) stability. They correspond to the normal Trans and Cis modes, respectively. This is consistent with the usual assumption that vibrations near equilibrium are dominated by the normal modes.

Bifurcation at Higher N_b With increasing polyad number N_b (as well as increasing energy), four bifurcations occur to the Trans and Cis critical points. Four new families of critical points called the Local (L), Precessional (Pre), Orthogonal (Orth) and Counter Rotator (CR) emerge out of the normal mode families at the points of the bifurcations. The analytical solutions of these families are listed in Table 4.3 and eqns. (4.49-4.52).

TABLE 4.3 New critical points in $[N_b, 0]$ polyads.

	Name	(ψ_a, ψ_b)	Stability
L	Local	$(0, 0)$	(EE)
Orth	Orthogonal	$(0, \frac{\pi}{2})$	(EH)
Pre	Precessional	$(\frac{\pi}{2}, 0)$	(HH)
CR	Counter Rotator	$(\frac{\pi}{2}, \frac{\pi}{2})$	(EE)

$$\text{L: } J_a = 21.166 - 0.584K_a - 0.2681\sqrt{4091.902 + 42.376K_a - K_a^2} \quad (4.49)$$

$$\text{Orth: } J_a = 24.876 - 0.496K_a - 0.8227\sqrt{531.865 + 32.598K_a - K_a^2} \quad (4.50)$$

$$\text{Pre: } J_a = 10.920 - 0.564K_a - 0.4603\sqrt{-276.741 + 93.490K_a - K_a^2} \quad (4.51)$$

$$\text{CR: } J_a = -18.312 - 0.536K_a + 0.6344\sqrt{309.356 + 143.457K_a - K_a^2} \quad (4.52)$$

At each of the four bifurcation points, either Trans or Cis changes its stability, and gives birth to one new family of critical points in the following manner:

$$\text{Trans (EE)} \xrightarrow{N_b=7.63} \text{Trans (EH) + L (EE)} \quad (4.53a)$$

$$\text{Cis (EE)} \xrightarrow{N_b=9.56} \text{Cis (EH) + CR (EE)} \quad (4.53b)$$

$$\text{Trans (EH)} \xrightarrow{N_b=9.77} \text{Trans (HH) + Orth (EH)} \quad (4.53c)$$

$$\text{Trans (HH)} \xrightarrow{N_b=14.56} \text{Trans (EH) + Pre (HH)} \quad (4.53d)$$

The Trans family undergoes three consecutive bifurcations while the Cis family undergoes one. All six families involved in these bifurcations have $J_b = 0$, and thus

$\ell_4 = \ell_5 = 0$. The ratio (J_a/K_a) is presented in Fig. 4.5 as a function of N_b ⁴. At each bifurcation point, the new family appears at the respective $J_a = \pm K_a$, then migrates towards $J_a/K_a = 0$ with increasing N_b . This trend reflects increasingly equal mixing between the Trans and Cis in the new critical points, which will be explained in detail below.

⁴In Fig. 4.5, the bifurcation is calculated up to $N_b = 30$, although the effective Hamiltonian is based on spectra up to only 22.

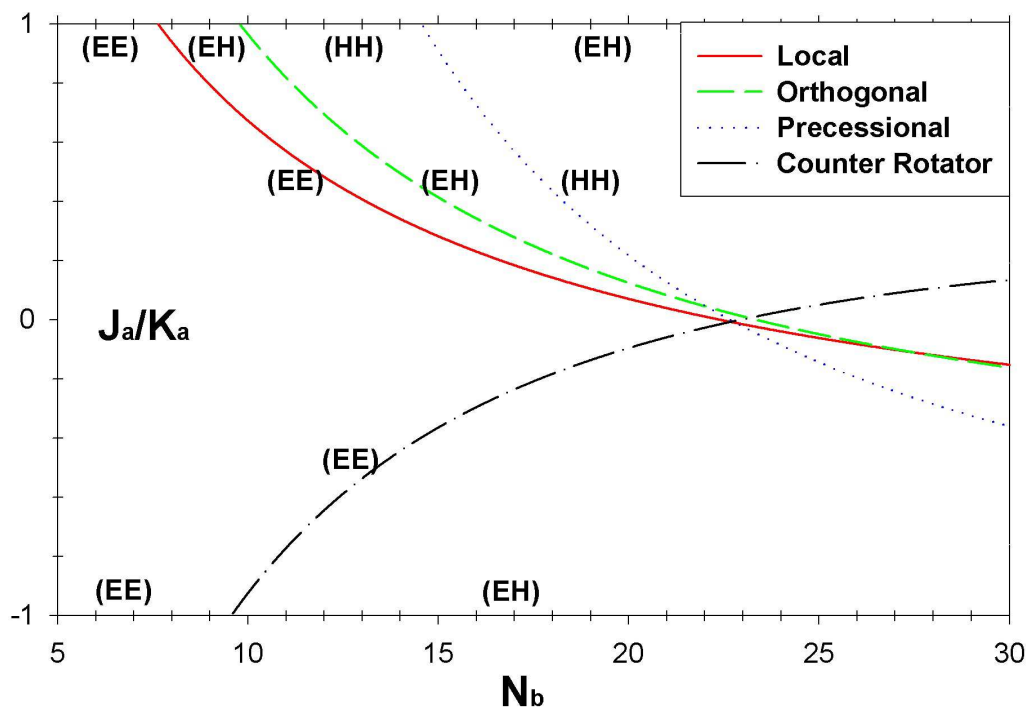


FIGURE 4.5 Critical points and their bifurcations in $[N_b, 0]$ polyads. The four new families of critical points are shown on the figure, while the Trans and Cis families coincide with the upper and lower edges of the figure, respectively. The stability of critical points is indicated on the figure.

Trajectories In the Full Phase Space The critical points in the reduced phase space have two cyclic angles (θ_a, θ_b) that are absent from H_{bend} . θ_a corresponds to an overall translation in time, while θ_b corresponds to a rotation of the system around the C-C axis [69]. According to § 3.3.2, in the full phase space such a critical point is a quasiperiodic trajectory on a 2-dimensional invariant torus.

However, the $[N_b, 0]$ polyads have $K_b = 0$ and thus the frequency of θ_b is no longer physical. A proper analogy is that when one “shrinks” to zero the tube thickness of the invariant torus, quasiperiodic trajectories on its surface are reduced to periodic orbits with a single frequency $\dot{\theta}_a$. At the critical points the frequency $\dot{\theta}_b$ is zero when we substitute in $K_b = J_b = 0$:

$$\begin{aligned} \dot{\theta}_b = \left(\frac{\partial H_{bend}}{\partial K_b} \right)_{K_b=0} &= 2J_b(g_{44} + g_{45} + g_{55}) - \frac{S_{45}J_b \cos[2\psi_a] + R_{45}^*J_b \cos[2\psi_b]}{\Lambda} \times \\ &(K_a^2 + J_a^2 - J_b^2) - \frac{R_{45}^* + 2g_{45}}{2} J_b \cos[2\psi_a] \cos[2\psi_b] = 0 \end{aligned} \quad (4.54)$$

This leaves only θ_a with non-zero frequency. Therefore, critical points found in the $[N_b, 0]$ polyads correspond to PO in the full phase space.

Visualization of Critical Point PO In order to understand the critical points in a more intuitive manner, their corresponding PO are calculated in the Cartesian coordinate. This is done by assuming each normal mode to be a 2-dimensional harmonic oscillator with frequencies ω_4 or ω_5 . Following the method in [69], the normal

Cartesian coordinates are:

$$x_4 = [(K_a + K_b + J_a - J_b)/\omega_4]^{1/2} \cos[(\theta_a + \theta_b + \psi_a - \psi_b)/2] + \\ [(K_a - K_b + J_a + J_b)/\omega_4]^{1/2} \cos[(\theta_a - \theta_b + \psi_a + \psi_b)/2] \quad (4.55a)$$

$$y_4 = [(K_a + K_b + J_a - J_b)/\omega_4]^{1/2} \sin[(\theta_a + \theta_b + \psi_a - \psi_b)/2] - \\ [(K_a - K_b + J_a + J_b)/\omega_4]^{1/2} \sin[(\theta_a - \theta_b + \psi_a + \psi_b)/2] \quad (4.55b)$$

$$x_5 = [(K_a + K_b - J_a + J_b)/\omega_5]^{1/2} \cos[(\theta_a + \theta_b - \psi_a + \psi_b)/2] + \\ [(K_a - K_b - J_a - J_b)/\omega_5]^{1/2} \cos[(\theta_a - \theta_b - \psi_a - \psi_b)/2] \quad (4.55c)$$

$$y_5 = [(K_a + K_b - J_a + J_b)/\omega_5]^{1/2} \sin[(\theta_a + \theta_b - \psi_a + \psi_b)/2] - \\ [(K_a - K_b - J_a - J_b)/\omega_5]^{1/2} \sin[(\theta_a - \theta_b - \psi_a - \psi_b)/2] \quad (4.55d)$$

(x_4, y_4, x_5, y_5) are related to the local Cartesian coordinates (x_1, y_1, x_2, y_2) shown in Fig. 4.6 by

$$x_1 = x_4 + x_5, \quad y_1 = y_4 + y_5 \quad (4.56)$$

$$x_2 = -x_4 + x_5, \quad y_2 = -y_4 + y_5 \quad (4.57)$$

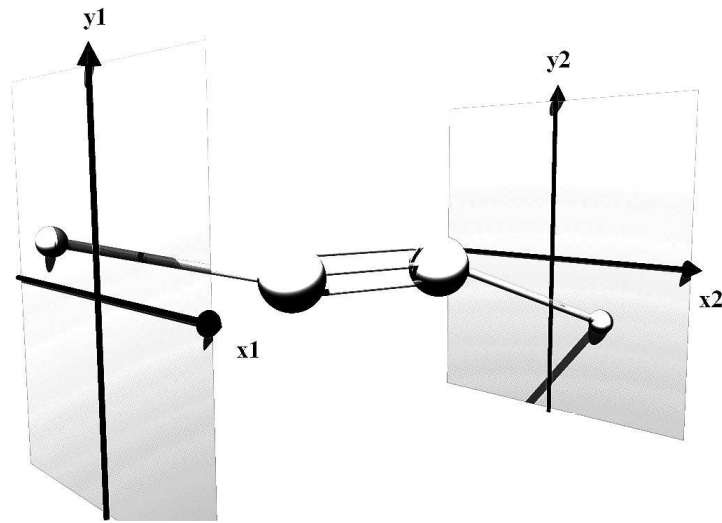


FIGURE 4.6 Cartesian bending coordinates, as defined in eqns. (4.56,4.57).

In order to visualize the resulting 3-dimensional bending motions, they are converted into animations with the modeling software Bryce 4 [100]. The animations for $N_b = 22$ are included on the accompanying CD-ROM in QuickTime 4 format [101]. Fig. 4.7 displays some of the still frames of these animations. The trajectories of L and Pre are both planar and resemble their namesakes in [79]. L has most of the amplitude of bending in one C-H bending oscillator (bender), and very little in the other. Pre has the two C-H benders at approximately equal amplitude but out of phase by $\frac{\pi}{2}$. For Orth, the two benders vibrate on planes orthogonal to each other, and reach their turning points in phase. Finally, in CR the two hydrogens rotate in ellipses (or circles when near $J_a = 0$) in opposite directions at the two ends of the C-C unit.

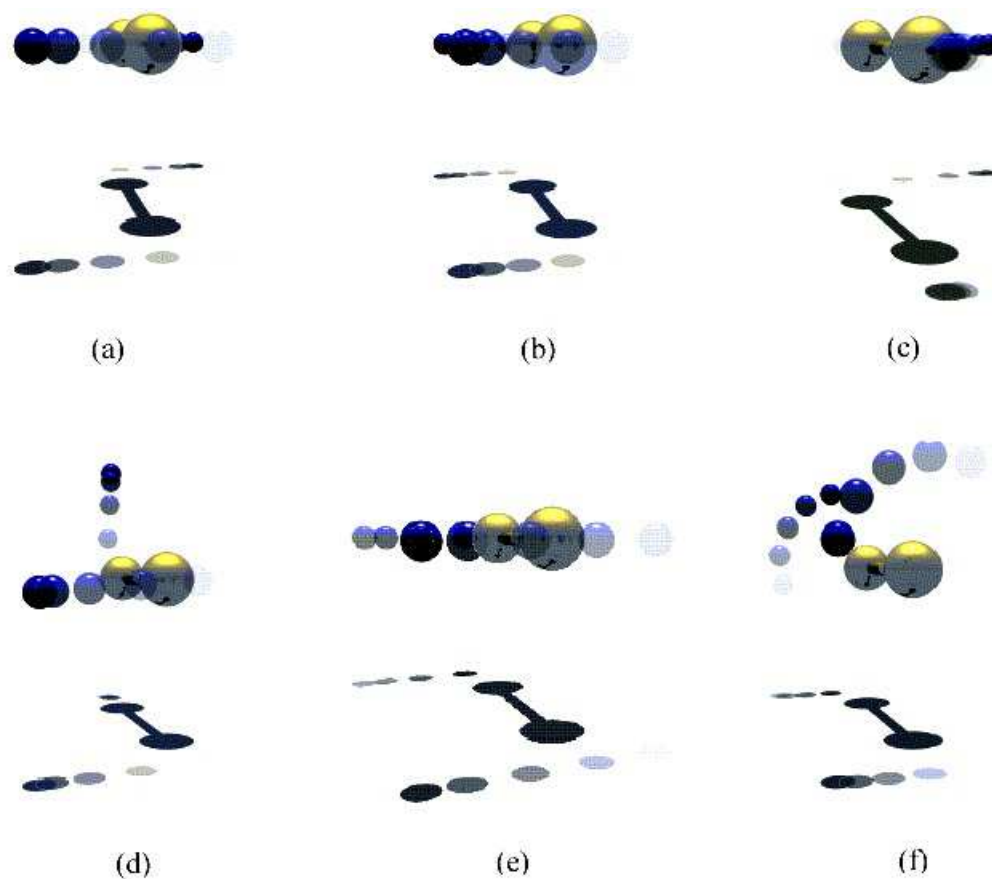


FIGURE 4.7 Cartesian PO corresponding to critical points in $[22, 0]$ polyad, produced from still frames in the computer animation. The carbon and hydrogen atoms are represented by the large and small spheres, respectively. The panels refer to (a) Trans; (b) Cis; (c) L; (d) Orth; (e) Pre; (f) CR critical points.

Immediately after each bifurcation, in Fig. 4.5 the nascent family of critical points remains close to $J_a = \pm K_a$. The corresponding Cartesian trajectory resembles the “parent” normal mode motions. As the family migrates towards $J_a/K_a = 0$, the Cartesian trajectory looks increasingly like the respective ideal motion in Fig. 4.7. For example, the L trajectory initially resembles a slightly asymmetrical trans- bend. Then the imbalance of amplitude between the two C-H benders increases with N_b . Finally, at $N_b = 22$ where $J_a/K_a \approx 0$, almost all the amplitude is in one of the two oscillators.

The L and CR critical points are the global extrema points of the reduced Hamiltonian: L has the lowest energy while CR has the highest. This is apparent from an examination of the V_{DDI} and V_ℓ terms in (4.28, 4.29) reveals that both of them contribute most negatively to the Hamiltonian when $(\psi_a, \psi_b) = (0, 0)$, and most positively when $(\psi_a, \psi_b) = (\frac{\pi}{2}, \frac{\pi}{2})$.

In summary, critical points analysis of the $[N_b, 0]$ polyads yields four new families of critical points, in addition to the Trans and Cis normal families. The low-energy (EE) stability of Trans and Cis is destroyed in their first bifurcations. Due to the special condition $K_b = \ell = 0$, the frequency of one cyclic angle $\dot{\theta}_b$ vanishes for all critical points. Therefore, the critical points correspond to PO in the full phase space.

4.3.3 Results of the $[N_b, \ell]$ Polyads

Although the $\ell \neq 0$ cases have not been explicitly considered by any other research groups, our analysis can be extended to arbitrary ℓ values⁵. Here we present critical points found in $[N_b, 2]$, $[N_b, 6]$ and $[N_b, 10]$ polyad series as preliminary predictions, and as a demonstration of this significant extension of our methods. These series correspond to $K_b = \ell/2 = 1, 3, 5$, respectively.

Similar to the $\ell = 0$ case except using H_{bend}^ℓ in eqn. (4.19) as the Hamiltonian, two of the critical points equations are solved by holding (ψ_a, ψ_b) fixed at the four values in (4.44). However, it is no longer true the second of the two remaining equations

$$\frac{\partial H_{bend}^\ell}{\partial J_a} = 0 \tag{4.58}$$

$$\frac{\partial H_{bend}^\ell}{\partial J_b} = 0 \tag{4.59}$$

has the trivial solution $J_b = 0$ as in the $\ell = 0$ case. Instead, (4.58, 4.59) must be solved simultaneously for the (J_a, J_b) values. The solutions are numerically found by first transforming these equations into a polynomial form, then use the homotopy continuation package PHCpack [102]. This package has no limitation on the number and form of polynomials to solve, and can be used with no preliminary knowledge about the solutions.

⁵Nevertheless, the validity of the effective Hamiltonian beyond $\ell = 2$ is questionable due to a lack of supporting experimental data.

The J_a/K_a and J_b/K_a values of the resulting critical points are plotted against N_b in Fig. 4.8. The solutions for each of the four (ψ_a, ψ_b) conditions are named in the same way as Table 4.3. In panels (a), (c) and (e), all families branch out of the Trans and Cis normal modes in a manner similar to the $\ell = 0$ results (Fig. 4.5). From the three panels on the right, these new critical points are clearly not restricted to $J_b = 0$. Instead, they diverge from $J_b = 0$ with increasing ℓ .

The close resemblance between Fig. 4.5 and panel (a) of Fig. 4.8 is consistent with the observation that in DF spectra the $\ell = 0/2$ states have nearly indistinguishable intensity patterns. Were the dynamics vastly different for these two ℓ series, the fractionation patterns of the bright states would be different and therefore distinguishable. At still higher ℓ , our analysis reveals interesting bifurcation structures, which awaits further interpretation. Even though the quantitative predictions here are limited by the validity of the effective Hamiltonian, we nevertheless expect the vibrational dynamics with sufficiently high ℓ to become qualitatively different from the $\ell = 0$ case.

In spite of their similarity, the $\ell = 0$ and $\ell \neq 0$ critical points have different physical natures in the full phase space. In the former case they are periodic orbits and in the latter quasiperiodic orbits. The claim made by Jacobson et al. that “a fixed point in the abstract action-angle space ... must lift to a periodic orbit in the physical coordinates of the molecule ... that lies on a full dimension torus” [69] is accurate only when applied to $\ell = 0$. Generally, there exist as many independent frequencies as the number of additional constants of motion (polyad numbers). It is the critical points in reduced phase space, not the PO in the full phase space, that are the centers of phase space organization.

4.4 Discussions

4.4.1 Comparison with Other Studies

Previously, the same *H_bend* Hamiltonian was analyzed by Jacobson et al. in a numerical study. They first visually examined sequences of SOS (of the 2 DOF reduced phase space) in order to identify stable fixed points at the center of regular regions. These fixed points are then followed while the energy is varied within the same polyad. A “family tree” of these fixed points is then built for [22, 0] [69] and [16, 0] [103]. In both cases, they found a local fixed point at the bottom and a counter rotator fixed point at the top energy end of the polyad. The fixed points were used to assign eigenstates based on the nodal pattern of the semiclassical wavefunctions.

The local and counter rotator fixed points correspond to our critical points with the same names, because they occupy exactly the same place in the reduced

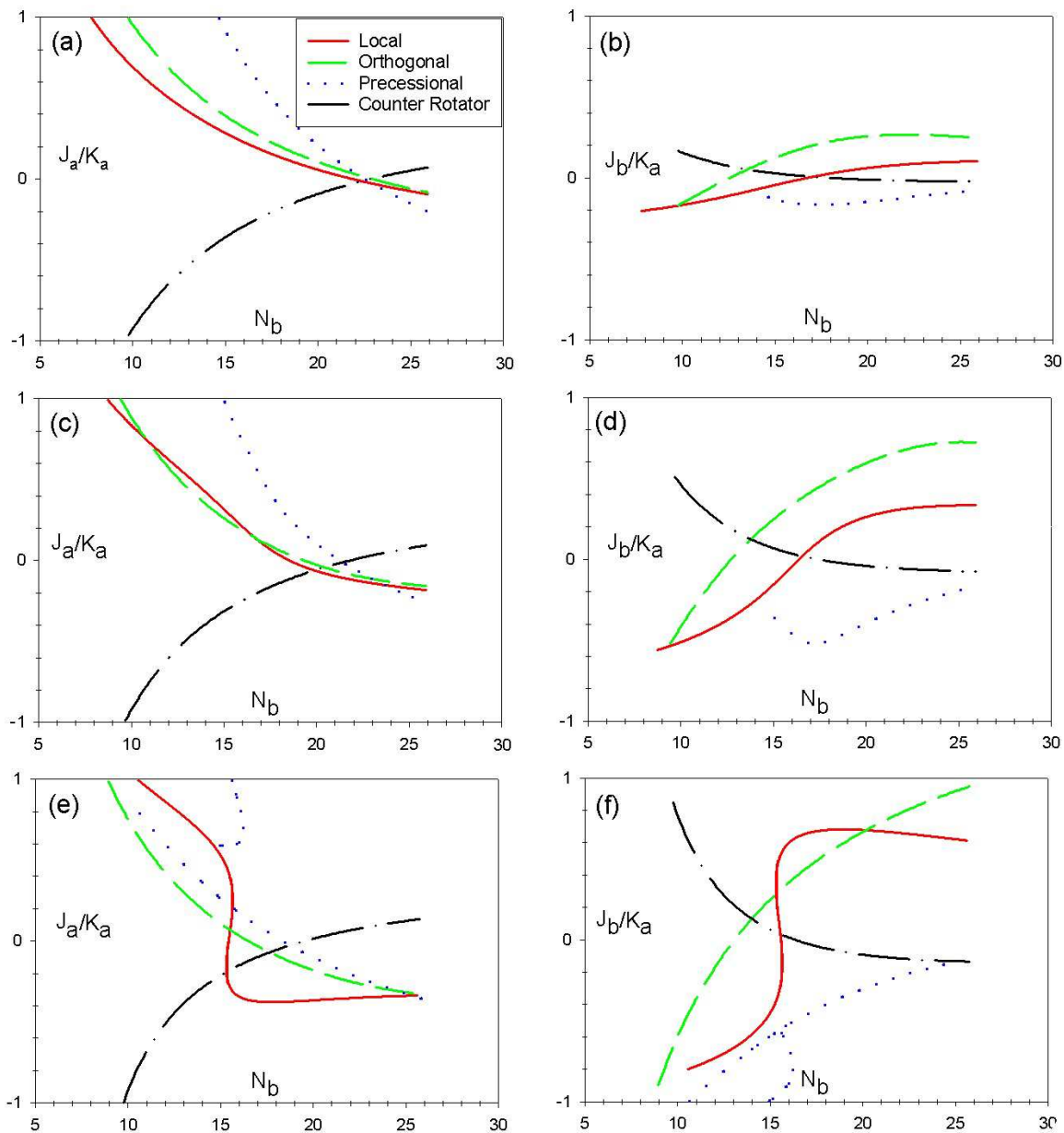


FIGURE 4.8 Critical points and their bifurcations in $[N_b, \ell]$ polyads. The left panels display J_a/K_a vs. N_b , while the right panels display J_b/K_a vs. N_b values. Panels (a), (b): $\ell = 2$; (c), (d): $\ell = 6$; (e), (f): $\ell = 10$.

phase space ⁶. There is another fixed point Jacobson et al. call the “ M_2 mode”, which appears to be related to our Orth family of critical points with (EH) stability. Reproduced in Fig. 4.9 is the stable M_2 PO trajectory they found in $N_b = 22$. The motion qualitatively resembles panel (d) of our animation in Fig. 4.7, with the two C-H benders perpendicular but in phase with each other. Jacobson et al. observed numerically that this PO family becomes unstable below $14,161 \text{ cm}^{-1}$ within this polyad, while our Orth critical point at $14,114 \text{ cm}^{-1}$ has (EH) stability. Currently, we believe that the M_2 family (both the stable and unstable segments) is formed by secondary PO surrounding the Orth critical point, which corresponds to a primary PO [41].

⁶Specifically, in [69] the local mode states are localized around $(\psi_a, \psi_b) = (0, 0)$, and the counter rotator mode states are around (π, π) . Their ψ_a and ψ_b are defined as twice ours.

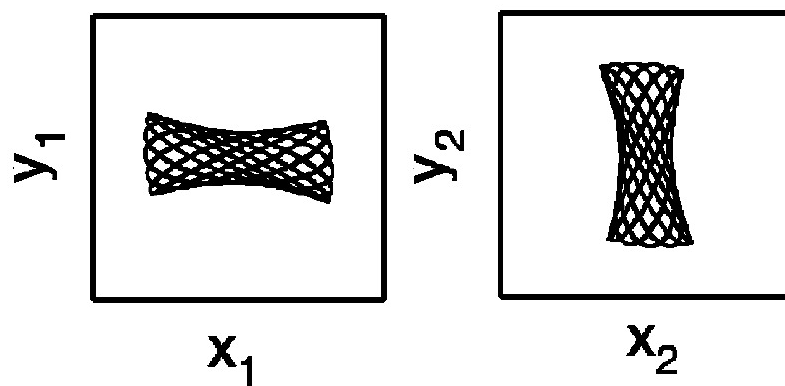


FIGURE 4.9 The M_2 trajectory in Fig. 3 of [69], with $N_b = 22$ and $E = 14,561\text{cm}^{-1}$.

Independently, Champion et al. deduced the existence of L, CR and Orth modes as idealized cases using Lie algebraic analysis of the same bending Hamiltonian [75], even though they did not perform a bifurcation analysis with variable polyad numbers. Moreover, eigenstates corresponding to the L and CR modes are located in ab initio calculations [89] as well as numerical PO search on a molecular PES [78].

According to our analysis, the Pre family is bi-unstable (HH) and therefore expected to be surrounded by chaos. Thus, this family is not apparent in the study by Jacobson et al. , which relies on inspection of SOS for regular regions. Their SOS (reproduced below as Fig. 4.10) at nearby energies shows only a strongly chaotic region.

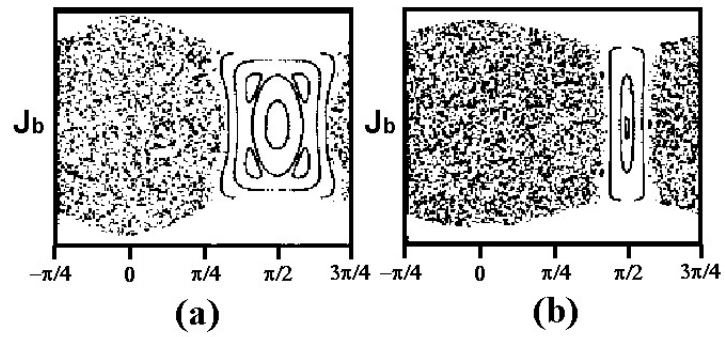


FIGURE 4.10 SOS near the Pre critical point calculated by Jacobson et al. , and adapted from Fig. 1 of [103]. The ψ_a, ψ_b values are converted to the notation used in this thesis. Both sections have ψ_a fixed at $\frac{\pi}{2}$.

4.4.2 Summary of Method

Compared to the numerical procedure of Jacobson et al. , our analysis is more efficient in picking out major changes in the phase space structures of the 2 DOF reduced Hamiltonian here. In the former, a large number of SOS with different directions and energy is examined in each polyad. In contrast, finding critical points in the reduced phase space involves only the solution of simultaneous analytic equations for a continuously varied polyad parameter. In the current case, almost all the significant observations from inspecting the SOS (specifically, those with manifestation in the quantum wavefunctions) can be obtained through four families of critical points.

In the reduced Hamiltonian, time evolutions of the cyclic variable(s) are formally factored out and not considered as the essential part of dynamics. The critical points are determined in a uniform manner, regardless of the number (≥ 1) of polyad numbers. Hence, we are able to carry the same critical points analysis to both $\ell = 0$ and $\ell \neq 0$ cases. At high ℓ values, the latter cases display additional bifurcations that have not been observed previously.

Moreover, the usage of SOS is almost exclusively reserved for 2 DOF systems. With 3 DOF, the phase space is 6-dimensional. A 2-dimensional surface does not have the correct dimensionality to divide it. Usage of 2-dimensional surfaces therefore is at best limited to short time scales, before the trajectories stop intersecting the dividing surface [104]. The generalized SOS is a 4-dimensional “hyper slice” whose visualization is not trivial [105]. Analytic detection (without visual inspection) of

dynamics becomes essential for analyzing systems with 3 or more DOF. The critical points analysis satisfied this requirement. The number of equations scales linearly with the DOF. In addition, all critical points are found in a comprehensive manner regardless of their stability property. The resulting critical points then enable a guided exploration of the phase space using other techniques.

4.5 Effect of Single DD-I and Single ℓ Resonances

In this section, we propose an interpretation of the bifurcations in the full 4 DOF H_{bend} in terms of its two strong resonances (namely the DD-I and the ℓ resonances) taken individually. With either one of these resonances, the $[N_b, \ell]$ polyad is further separated into subpolyads. The DD-I resonance subpolyads are aligned along the columns in Fig. 4.3, while the ℓ resonance subpolyads are along the rows.

The corresponding single-resonance Hamiltonians

$$H_{DDI} = H_0 + V_{DDI} \quad (4.60)$$

$$H_\ell = H_0 + V_\ell \quad (4.61)$$

can be analyzed with the method described in § 3.1 with $m : n = 2 : 2$. The H_{DDI} Hamiltonian is parameterized by two reduced phase space variables (J_a, ψ_a) according to eqns. (4.18). Within each DD-I subpolyad, these parameters define a DD-I PPS. Similarly, the H_ℓ Hamiltonian is reduced to (J_b, ψ_b) space, which defines an ℓ PPS for each ℓ subpolyad. For simplicity, we only consider the $[N_b, 0]$ polyads without the

high-order coefficients y_{ijk}, r_{445} and r_{545} . Then each DD-I PPS has radius $K_a - |J_b|$ while each ℓ PPS has radius $K_a - |J_a|$.

Fig. 4.11 presents the zero-order DD-I and ℓ PPS, and the semiclassical trajectories on them. With only the H_0 term, the Hamiltonian does not depend on ψ_a or ψ_b . All semiclassical trajectories of H_0 can be regarded as the “composition” between one DD-I trajectory and one ℓ trajectory, as labeled in the figure. The critical points on the PPS are where

$$\frac{\partial H_{DDI}}{\partial J_a} = \frac{\partial H_{DDI}}{\partial \psi_a} = 0 \quad \text{or} \quad \frac{\partial H_\ell}{\partial J_b} = \frac{\partial H_\ell}{\partial \psi_b} = 0 \quad (4.62)$$

In the zero-order case, the only critical points are the north and south poles of each PPS.

The DD-I and ℓ PPS for polyads $[4, 0]$, $[12, 0]$ and $[20, 0]$ are presented in Figs. 4.12-4.14. Note that the two sets of spheres do not coexist within the same Hamiltonian. The zero-order quantum numbers on these figures are no longer meaningful in labeling trajectories in H_{DDI} and H_ℓ , since n_4, n_5 (or ℓ_4, ℓ_5) are mixed by the resonance term. As the DD-I and ℓ PPS do not qualitatively change across the subpolyads with same N_b , in the latter two figures the number of PPS is reduced to make the figures legible.

The H_{DDI} System This system had been considered previously by Rose and Kellman with slightly different parameters but the same qualitative results [79]. A comparison across Figs. 4.12-4.14 shows that as N_b increases, two new families of critical points emerge in two bifurcations on the DD-I PPS. Between $N_b = 6-8$ (Figs. 4.12, 4.13), two local mode critical points L_{DDI} are born at the north pole of the PPS onto the great circle ($\psi_a = 0, \pi$). Then between $N_b = 14-6$ (Figs. 4.13, 4.14) two precessional mode critical points P_{DDI} emerge at the south pole onto another great circle ($\psi_a = \frac{\pi}{2}, \frac{3\pi}{2}$). Both L_{DDI} and P_{DDI} migrate towards the equator of the PPS (where $J_a = 0$) with increasing N_b .

The migration of the L_{DDI} and P_{DDI} is depicted in Fig. 4.15, which plots these critical points in the same manner as Fig. 4.5. Similar to Fig. 4.5, here both critical points in H_{DDI} are born at $J_a/K_a = \pm 1$ and migrate towards the equator, finally reaching $J_a/K_a = 0$ at about $N_b = 20$.

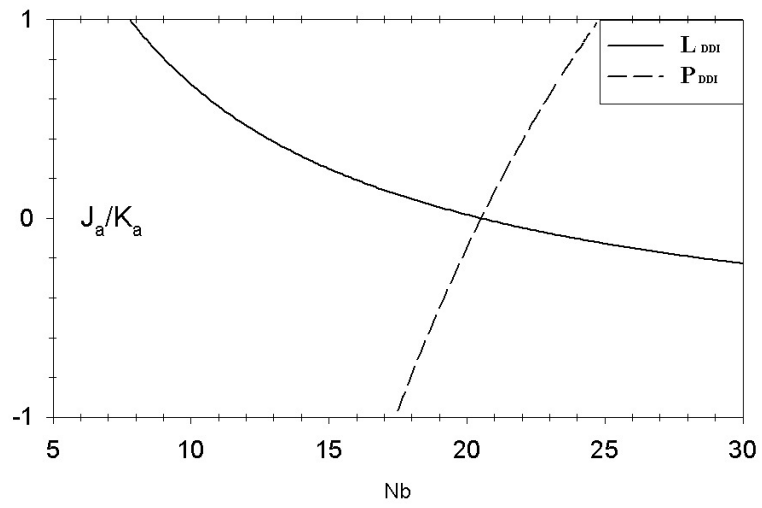


FIGURE 4.15 Bifurcation of critical points in H_{DDI} for the central column subpolyads ($l_4 = l_5 = 0$).

Fig. 4.16 summarizes the structure of the central DD-I PPS ($N_b = 4-20$) on the 2 : 2 catastrophe map. The control parameters $\delta_{DDI}, \beta'_{DDI}$ are defined in eqns. (4.1-4.2) of [79]. β' characterizes the strength of the 2:2 resonance, while δ reflects the detuning between the two coupled frequencies. Here, the resonance strength s_{45} is a constant. The trans- and cis- bending frequencies, starting as $\omega_4 < \omega_5$, are tuned towards each other as $x_{55} < 0 < x_{44}$. The representative points on Fig. 4.16 cross two zone boundaries as N_b increases: first the trans- normal critical point (north pole) is destabilized in a bifurcation, then the cis- normal critical point is destabilized by another bifurcation at higher N_b .

Ref. [79] assumes a planar model of C_2H_2 bending (see Fig. 1 thereof), and the L_{DDI} and P_{DDI} critical points have the same Cartesian motion as the L and Pre in Fig. 4.7. These two modes can be interpreted simply as follows. The angle ψ_a is defined as the relative phase between the trans- and cis- normal mode oscillators. When exactly in resonance, these two oscillators have the same frequency. As shown in Fig. 4.18 (a) and (b), superimposing these two oscillators on the same plane with relative phases 0 or π results in only one C-H bender being excited (L). Changing the relative phase to $\frac{\pi}{2}$ or $\frac{3\pi}{2}$ causes the two C-H benders to be out of phase by $\frac{\pi}{2}$ or $\frac{3\pi}{2}$ (Pre).

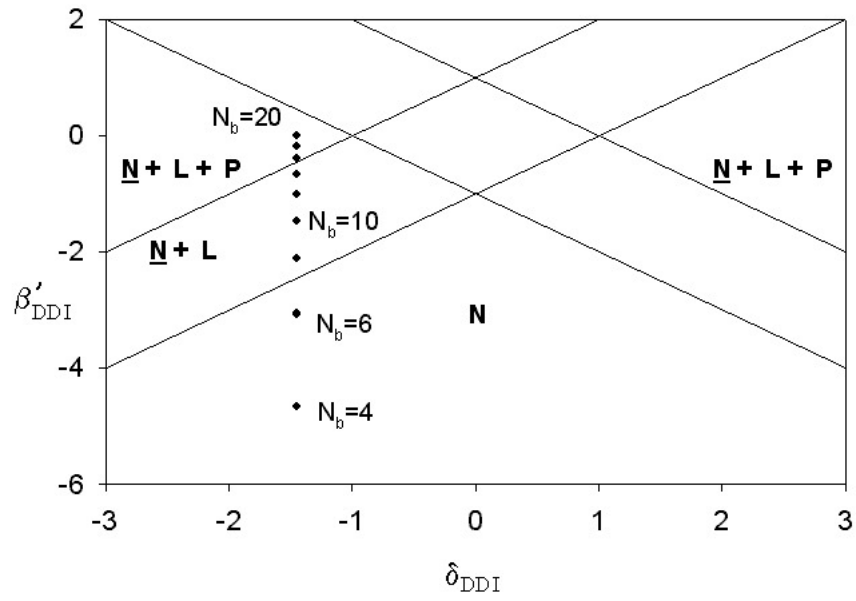


FIGURE 4.16 Catastrophe map of H_{DDI} . The representative points are for the central DD-I PPS with $N_b = 4-20$. N, L and P denote the normal, local and precessional mode critical points. The unstable critical points of a given region are underlined.

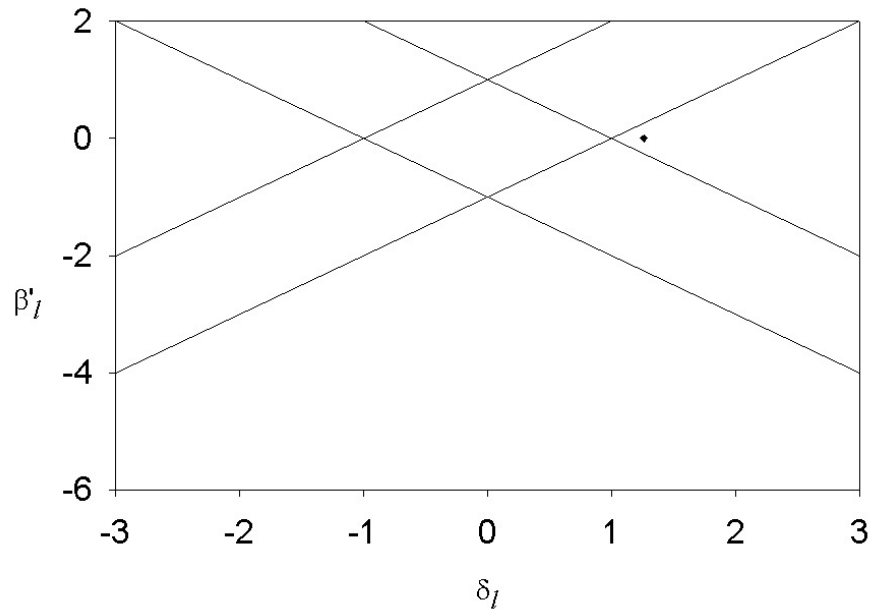


FIGURE 4.17 Catastrophe map of H_ℓ . The zone structures are the same as Fig. 4.16. At all N_b values, the representative points of the central ℓ PPS are located at the same point.

The H_ℓ System Unlike H_{DDI} , the Hamiltonian H_ℓ satisfies a special degeneracy condition. The quantum ZOS $|n_4^{\ell_4}, n_5^{\ell_5}\rangle$ and $|n_4^{-\ell_4}, n_5^{-\ell_5}\rangle$ always have the same energy. This is a consequence of the time reversal symmetry, when the directions of both angular momenta ℓ_4, ℓ_5 are reversed [106]. In other words, the two “frequencies” coupled by V_ℓ are always in exact resonance. Any finite V_ℓ term will induce a non-local bifurcation of critical points on the zero-order system [16]. Such a bifurcation is indeed shown when we compare the ℓ PPS between Figs. 4.11 and 4.12. When V_ℓ is turned on, both poles of the ℓ sphere become unstable. The following two new families are stable critical points:

$$L_\ell: \quad J_b = 0, \quad \psi_b = 0, \pi \quad (4.63)$$

$$P_\ell: \quad J_b = 0, \quad \psi_b = \frac{\pi}{2}, \frac{3\pi}{2} \quad (4.64)$$

Because they are both 2 : 2 type resonances, H_{DDI} and H_ℓ have the same zone structure on their catastrophe maps. The latter is shown in Fig. 4.17. The coupling strength is taken to be r_{45}^0 (which is a constant), and $\beta' \equiv 0$. On the catastrophe map, the representative points for the central ℓ subpolyads in Figs. 4.12-4.14 share a single location for all N_b values.

Formally, the L_ℓ and P_ℓ modes are like the local and precessional modes in H_{DDI} , although the angles ψ_a and ψ_b have very different meanings. While ψ_a is the relative phase angle between planar trans- and cis- motions, the physical interpretation of ψ_b is rather complex. When $\ell_4 = \ell_5 = 0$, ψ_b corresponds to the dihedral angle between the two planar normal C-H benders.

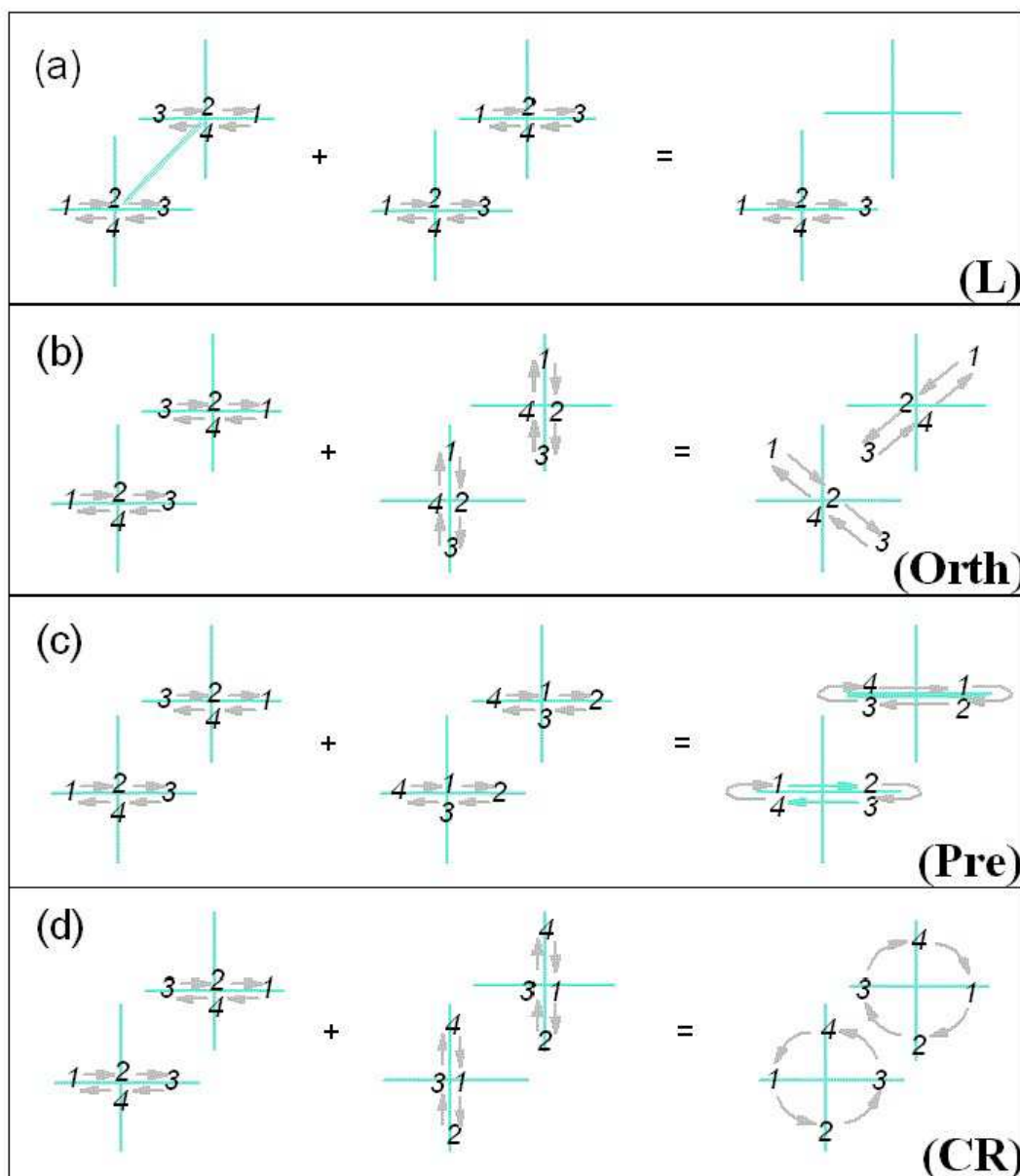


FIGURE 4.18 New bending modes as superpositions of the normal trans- and cis-modes. The coordinates are the same as in Fig. 4.6. For qualitative purposes, the trans- and cis- vibrations are assumed to have the same frequency and amplitude. In panels (a-d), the relative (phase angle, dihedral angle) between the normal mode oscillators are in the same order as in eqn. (4.44). Superimposing trans- (first column) and cis- (second column) motion result in the four new types of motion found through critical points analysis of the full Hamiltonian H_{bend} .

Connection with Critical Points in H_{bend} A comparison between the critical points in H_{DDI} and H_ℓ and those found in the full H_{bend} of § 4.4 reveals the following connections:

1. The 16 conditions of (ψ_a, ψ_b) for critical points in H_{bend} (Table 4.2) can be produced from combining the great circles on DD-I and ℓ PPS. Table 4.2 can thus be regarded as a set of generalized great circles in H_{bend} .
2. DD-I resonance induces bifurcation of critical points in (J_a, ψ_a) coordinates with increasing N_b . The new L_{DDI} and P_{DDI} then migrate towards $J_a = 0$. The ℓ -resonance, on the other hand, induces L_ℓ and P_ℓ critical points, both located at $J_b = 0$, as soon as V_ℓ is included. There is no additional bifurcation in H_ℓ as N_b increases. All these observations are consistent with the results in Fig. 4.5.
3. The four types of non-normal PO in Fig. 4.7 can be produced by superimposing equal amounts of trans- and cis- vibrations at the same frequency, with relative phase angle ψ_a and dihedral angle ψ_b . This superposition is illustrated in Fig. 4.18: adding the trans- and cis- bends with (relative phase, dihedral angle) at $(0, 0)$ and $(0, \frac{\pi}{2})$ result in the L and Orth type vibrations (panels a and b), while $(\frac{\pi}{2}, 0)$ and $(\frac{\pi}{2}, \frac{\pi}{2})$ result in the Pre and CR type vibrations (panels c and d).
4. Finally, the critical points in H_{bend} can be regarded as formed from one critical point in H_{DDI} and one in H_ℓ , in the manner listed in Table 4.4. The bifurca-

tions along N_b are caused by DD-I, while the nature of the four new modes is determined by both DD-I and ℓ resonances.

TABLE 4.4 Proposed composition of critical points in H_{bend} from those in H_{DDI} and H_ℓ . For the notations in columns 1 and 3, refer to Figs. 4.12-4.14.

H_{DDI} and H_ℓ	H_{bend}	H_{DDI} and H_ℓ	H_{bend}
N_{DDI}, L_ℓ	Trans	L_{DDI}, L_ℓ	L
N_{DDI}, P_ℓ	Trans	P_{DDI}, L_ℓ	Orth
S_{DDI}, L_ℓ	Cis	L_{DDI}, P_ℓ	Pre
S_{DDI}, P_ℓ	Cis	P_{DDI}, P_ℓ	CR

This composition is only a qualitative one. Most notably, it fails in predicting the stability of critical points in H_{bend} . Although all new critical points in H_{DDI} and H_ℓ are stable, those in H_{bend} exhibit three different types of linear stability. Only two families, the L and CR, are bi-stable (EE). Another discrepancy is that while H_{bend} has 4 distinct bifurcations, simply considering the single resonance systems according to Fig. 4.15 would suggest that L and Pre, Orth and CR are born in only two bifurcations. These differences are likely to be caused by the fact that in the full Hamiltonian, the two directions (J_a, ψ_a) and (J_b, ψ_b) are strongly coupled to each other, instead of forming independent subsystems $H_{DDI} + H_\ell$.

4.6 Quantum Survival Probabilities

Due to its resemblance to the transition state of Fig. 4.1, the local bending mode is expected to play an important role in the acetylene-vinylidene isomerization

dynamics. Recently Carter et al. performed a Car-Parrinello type calculation on this system [107]. Dozens of classical trajectories are integrated, with the forces at each step obtained from ab initio calculations. Surprisingly, many trajectories go back and forth across the barrier many times, before settling in the acetylene potential well. The authors give a kinematic explanation: The time interval between the hydrogen crossing the barrier and swinging back is not long enough for the energy in the reaction coordinate to dissipate effectively. This interpretation reconciles an existing discrepancy of vinylidene lifetime – 0.04-4.6 *ps* in [108,109] and 3.5 μs in [110]. The picosecond timescale is believed to be that of the initial decay of vinylidene, while the microsecond one is the vinylidene lifetime averaged over many recrossings.

Such a “recurring state” is necessarily decoupled from the rest of the vibrational manifold. This is supported by the observation of Levin et al. [110]. In their Coulomb explosion experiment, while the vinylidene molecules have energy well above the reaction barrier, the estimated dilution factor is only ≈ 0.5 , indicating that this is coupled to about one other state. In another independent study, Schork and Köppel compared the intrinsic lifetime of vinylidene to the local density of acetylene vibrational states, and concluded that extensive IVR is unlikely, at least for the lowest vibrational state of vinylidene [111]. Srivastava et al. also suggested the acetylene-vinylidene isomerization is going to deviate significantly from the RRKM limit, due to the relatively low density of states [112].

The survival probability $P(t)$ has been an important tool in characterizing

the dynamics of quantum states [74,113]. For a quantum state $|\Psi\rangle$ written as an expansion in the eigenstate basis

$$|\Psi(t)\rangle = \sum c_i e^{-iE_i t/\hbar} |\phi_i\rangle \quad (4.65)$$

$P(t)$ is defined as the overlap between $|\Psi(0)\rangle$ and $|\Psi(t)\rangle$:

$$\begin{aligned} P(t) &= |\langle \Psi(t) | \Psi(0) \rangle|^2 = \left| \left(\sum_i \langle \phi_i | c_i^* e^{iE_i t/\hbar} \right) \left(\sum_j c_j |\phi_j\rangle \right) \right|^2 \\ &= \left(\sum_i |c_i|^2 \cos[E_i t/\hbar] \right)^2 + \left(\sum_j |c_j|^2 \sin[E_j t/\hbar] \right)^2 \\ &= \sum_i |c_i|^4 + 2 \sum_{i,j;i \neq j} |c_i|^2 |c_j|^2 \cos[(E_i - E_j)t/\hbar] \end{aligned} \quad (4.66)$$

The survival probability of an eigenstate is trivial: $P(t) \equiv 1$. For other initial states, the initial decay from $P(0) = 1$ is dominated by how many states are directly coupled to $|\Psi\rangle$ [114]. Oscillations (quantum beats) in $P(t)$ at intermediate time scales describe the usually partial recurrences of the initial state. Finally, the long time average $\sum |c_i|^4$, also known as the dilution factor [3], gives an estimate of the number of states participating in the IVR of the initial state.

$P(t)$ is the quantum analogue of the classical autocorrelation function [115]. When it remains near unity for a sufficiently long time, then $|\Psi\rangle$ is strongly localized in some representation (as opposed to spreading over all space). In the statistical (RRKM) limit, $P(t)$ quickly decays to a value close to the local density of states.

In § 3.3.3, we hypothesized that semiclassical wavefunctions are likely to localize near the critical points that are also extremum points in the reduced classical

phase space. To test this claim, $P(t)$ of states corresponding to Trans, Cis, L and CR overtone states are calculated for polyads $N_b = 2$ to 20. While the Trans and Cis states are the normal ZOS $|n_4^0, 0^0\rangle$ and $|0^0, n_5^0\rangle$, the L and CR states have to be constructed. Here we use the method described by Field et al. in [74] (which also contains calculation of $P(t)$ for selected L states). The L and CR states are defined as ⁷:

$$|L_n\rangle = \frac{1}{2^{n/2}}(\hat{a}_{4d}^\dagger + \hat{a}_{5d}^\dagger)(\hat{a}_{4g}^\dagger + \hat{a}_{5g}^\dagger)^{\frac{n}{2}}|0^0, 0^0\rangle \quad (4.67)$$

$$|CR_n\rangle = \frac{1}{2^{n/2}}(\hat{a}_{4d}^\dagger + \hat{a}_{5d}^\dagger)(\hat{a}_{4d}^\dagger - \hat{a}_{5d}^\dagger)^{\frac{n}{2}}|0^0, 0^0\rangle \quad (4.68)$$

These are the “perfect” L and CR states in the sense of containing equal amounts of trans- and cis- components.

Fig. 4.19 shows the $P(t)$ values for the first 4 picoseconds. Similar results had been obtained by Jacobson et al. in Fig. 3 in [86]. In panels (a,b), up to $N_b = 6$, the Trans and Cis states have $P(t) \approx 1$, indicating that these overtone states are well localized near the respective critical points. At $N_b = 10$, the periodic oscillations become stronger, but the recurrences still reach close to 1. The stability appears to be lost for the Trans state at $N_b = 10$ and for the Cis state at $N_b = 14$. These changes occur soon after the first bifurcations of the Trans and Cis critical points in Fig. 4.5, at $N_b = 8$ and 10 respectively. However, even at $N_b = 22$ their dilution factors are still 0.4 and 0.3 for $|22^0, 0^0\rangle$ and $|0^0, 22^0\rangle$, respectively. These two states are now coupled to

⁷A derivation for the L state can also be found in § 5.3.2. of [116].

71 other ZOS states in the polyad. Had the IVR been purely statistical, the dilution factor would have been $\frac{1}{72}$, an order of magnitude smaller than the actual dilution factors. This suggests the vibrational dynamics are far from the RRKM limit, even after then normal modes have been destabilized.

In panels (c) and (d) of Fig. 4.19, before $N_b = 14$ the $P(t)$ evolution of L and CR states remain strongly oscillating. The almost sinusoidal oscillation between 0 and 1 at $N_b = 2$ is due to the fact that each of these states is coupled to another L or CR states that is degenerate to it. Between $N_b = 18-22$, both L and CR states have $P(t)$ oscillating slightly under unity. On the bifurcation diagram of Fig. 4.5, this corresponds to ($J_a = 0$) which is where the (EE)-type critical points L and CR approach their “perfect” shape in the Cartesian coordinates. Hence, quantum wavefunctions localize around these now stable modes. Similar conclusions were reached by Jacobson et al. through a visual match between the classical PO and semiclassical wavefunctions [69,103].

In conclusion, the states in Fig. 4.19 with near unity $P(t)$ are in agreement with the (EE)-type critical points found in the classical analysis. $P(t)$ of L states in $N_b = 22$ shows a lack of significant IVR, which is similar to the behavior of the isomerization states discussed in [110]. The only difference is that the pure bending acetylene states presumably are still below the isomerization barrier. With additional vibrational energy in the stretching DOF, these states or the superposition of several such states will be capable of going back and forth across the barrier many times.

4.7 Summary and Conclusion

The critical points analysis is performed on the C_2H_2 pure bending effective Hamiltonian. In the $[N_b, 0]$ polyads, 4 new families of critical points (L, Orth, Pre and CR) are born out of the normal Trans and Cis critical points in distinct bifurcations as N_b is increased. The bifurcation points where the new families are born correspond to qualitative changes in the classical phase space structure. Computer-generated animations give visual insight into the nature of their motions in Cartesian space. Similar bifurcation structure is obtained for the $[N_b, \ell]$ polyads with $\ell = 2, 6$ and 10.

Three of these new families are consistent with the results of other researchers, who had used more elaborate methods. The bi-unstable Pre family, on the other hand, can only be uncovered through an explicit search of critical points like ours, as presented in this thesis.

Separate consideration of the DD-I or ℓ resonances qualitatively accounts for the origin and nature of these four new modes. Using the method of § 3.1, the

dynamics induced by DD-I or ℓ resonance alone is analyzed. Combining the critical points in the single-resonance Hamiltonians yields the same types of motion as those obtained as critical points in the full bending Hamiltonian.

The calculated quantum survival probability shows the break down of the normal modes description at intermediate polyad, as well as the emergence of L and CR modes as new stable modes of vibration at $N_b = 22$. These results demonstrate that the classical phase space structure is indeed reflected in the dynamics of the corresponding quantum system.

CHAPTER V

BIFURCATION ANALYSIS OF C₂H₂ STRETCH-BEND

5.1 Introduction

Beyond the pure bending subsystem, the next step is extending the critical point analysis to all 7 vibrational DOF (4 bending and 3 stretching) of C₂H₂ explicitly. In such a multidimensional system, an analytic detection method would be superior to both visual inspection and numerical search.

5.1.1 The Effective Hamiltonian

Three stretch-bend effective Hamiltonians of C₂H₂ have been published up to date [92,117,118].

In this chapter, we use the first Hamiltonian of Herman et al. , because none of the other Hamiltonians has been studied theoretically [80,82]. The Hamiltonian in [92] contains 8 resonances: one Darling-Dennison type $K_{11/33}$ resonance coupling between the two normal C-H stretch modes, the $K_{44/55}$ (known as DD-I in Chapter 4) between the two normal bending modes, the ℓ resonance r_{45} , and $K_{3/245}$, $K_{1/244}$, $K_{1/255}$, $K_{14/35}$, $K_{33/1244}$ resonances which couple between the stretch and bend DOF. This coupling structure is illustrated in Fig. 5.1. In a typical stretch-bend polyad, the normal ZOS $|n_1, n_2, n_3, n_4^{\ell_4}, n_5^{\ell_5}\rangle$ are all coupled by a complex web of resonances except for two special cases. The pure bending polyads analyzed in Chapter 4 form

an isolated subsystem with polyad number $N_s = 0$. The C-C stretch overtones $|0, n_2, 0, 0^0, 0^0\rangle$ are not coupled by any resonance; therefore they are eigenstates of the Hamiltonian.

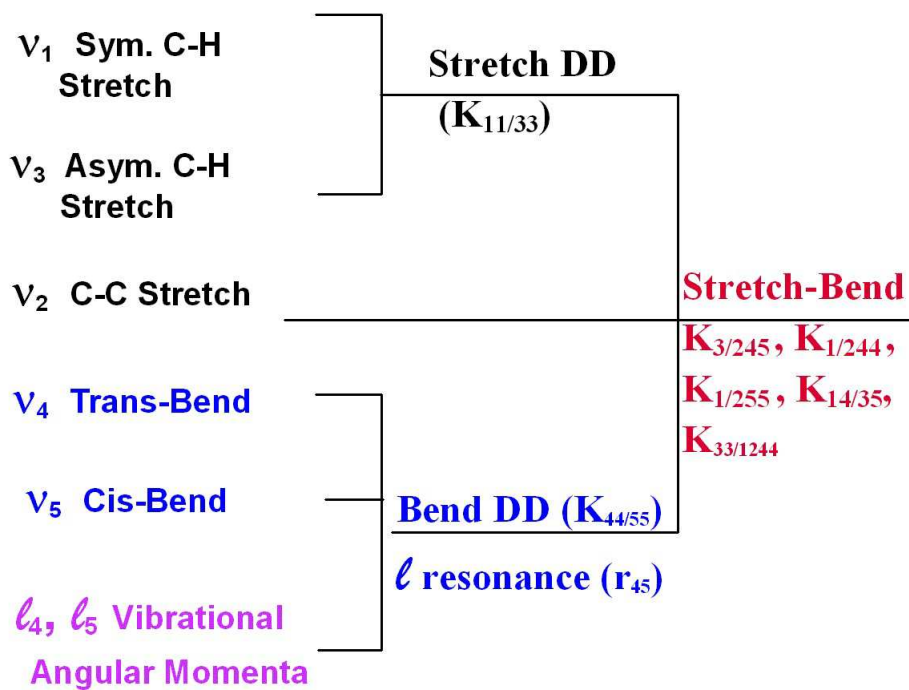


FIGURE 5.1 Resonance couplings among the stretch-bend normal modes, according to the Hamiltonian of [92]. On the left are the normal modes of Fig. 4.2.

In producing this Hamiltonians (as well as the other later ones), the fitting is based on only a small part of the states predicted by the polyad model. A high-lying polyad typically contains dozens of states, out of which only a few have been experimentally detected and included in the fit. This allows for some uncertainty in the high-order coefficients in the fit. Especially lacking are states that contain both stretching ($N_s \geq 1$) excitation and high bending excitation ($n_4 + n_5 \geq 12$).

Using Heisenberg's Correspondence Principle in eqn. (2.11), the 7 DOF quantum Hamiltonian in [92] is transformed to a classical one with 14 action-angle variables: (τ_i, ϕ_i) for $i = 1 - 5$ and (κ_j, χ_j) for $j = 4 - 5$. The actions are related to the zero-order quantum numbers by

$$\tau_i = n_i + \frac{1}{2} \quad \text{for } i = 1, 2, 3 \quad (5.1)$$

$$\tau_i = n_i + 1 \quad \text{for } i = 4, 5 \quad (5.2)$$

$$\kappa_j = \ell_j \quad \text{for } j = 4, 5 \quad (5.3)$$

To simplify our analysis, the last five high-order parameters in Table 5.1, $y_{244}, K_{33/1244}, k_4, r_{445}, r_{545}$, are ignored in the rest of this Chapter. The classical Hamiltonian [80] then has the following form:

$$H_{sb} = H_0 + H_v \quad (5.4)$$

with

$$H_0 = \sum_{i=1}^5 \omega_i \tau_i + \sum_{i,j=1;i \leq j}^5 x_{ij} \tau_i \tau_j + \sum_{i,j=1;i \leq j}^5 g_{ij} \kappa_i \kappa_j \quad (5.5)$$

$$\begin{aligned}
H_v = & \frac{K_{1133}}{2} \tau_1 \tau_3 \cos[2(\phi_1 - \phi_3)] \\
& + \frac{K_{3/245}}{4} \sqrt{\tau_2 \tau_3} \{ \sqrt{(\tau_4 - \kappa_4)(\tau_5 + \kappa_5)} \cos[\phi_2 - \phi_3 + \phi_4 - \chi_4 + \phi_5 + \chi_5] \\
& + \sqrt{(\tau_4 + \kappa_4)(\tau_5 - \kappa_5)} \cos[\phi_2 - \phi_3 + \phi_4 + \chi_4 + \phi_5 - \chi_5] \} \\
& + \frac{K_{1/244}}{2} \sqrt{\tau_1 \tau_2 (\tau_4^2 - \kappa_4^2)} \cos[\phi_1 - \phi_2 - 2\phi_4] \\
& + \frac{K_{1/255}}{2} \sqrt{\tau_1 \tau_2 (\tau_5^2 - \kappa_5^2)} \cos[\phi_1 - \phi_2 - 2\phi_5] \\
& + \frac{K_{14/35}}{2} \sqrt{\tau_1 \tau_3} \{ \sqrt{(\tau_4 - \kappa_4)(\tau_5 - \kappa_5)} \cos[\phi_1 - \phi_3 + \phi_4 - \chi_4 - \phi_5 + \chi_5] \\
& + \sqrt{(\tau_4 + \kappa_4)(\tau_5 + \kappa_5)} \cos[\phi_1 - \phi_3 + \phi_4 + \chi_4 - \phi_5 - \chi_5] \} \\
& + \frac{K_{44/55}}{2} \sqrt{(\tau_4^2 - \kappa_4^2)(\tau_5^2 - \kappa_5^2)} \cos[2(\phi_4 - \phi_5)] \\
& + \frac{r_{45}}{2} \sqrt{(\tau_4^2 - \kappa_4^2)(\tau_5^2 - \kappa_5^2)} \cos[2(\chi_4 - \chi_5)] \tag{5.6}
\end{aligned}$$

The values of the parameters in H_{sb} are listed in Table 5.1 ¹. The 3 polyad numbers correspond to 3 classical constants of motion:

$$P = 5\tau_1 + 3\tau_2 + 5\tau_3 + \tau_4 + \tau_5 = N_t + \frac{15}{2} \tag{5.7}$$

$$R = \tau_1 + \tau_2 + \tau_3 = N_s + \frac{3}{2} \tag{5.8}$$

$$L = \kappa_4 + \kappa_5 = \ell \tag{5.9}$$

5.1.2 Overview of Existing Studies

To our knowledge, the stretch-bend effective Hamiltonians has never been analyzed with all the resonances. We are aware of only three relevant studies:

¹It was found later that the $K_{14/35}$ value appears as 29.044 in [92] and as 29.944 in [80]. This appears as a minor discrepancy compared to its later revision to 15.66 in [117] and then to 16.614 in [118].

TABLE 5.1 C₂H₂ stretch-bend effective Hamiltonian from [92] and published in [80] for the classical Hamiltonian. The parameters are in units of cm⁻¹.

ω_1	3501.537	x_{15}	-10.09	x_{45}	-2.311	$K_{14/35}$	29.944
ω_2	2013.425	x_{22}	-7.802	x_{55}	-2.492	$K_{44/55}$	-12.909
ω_3	3417.644	x_{23}	-5.882	g_{44}	0.4181	r_{45}	-6.09
ω_4	621.692	x_{24}	-12.841	g_{45}	6.603	—	—
ω_5	746.773	x_{25}	-1.829	g_{55}	3.676	y_{244}	0.1522
x_{11}	-24.758	x_{33}	-27.483	$K_{11/33}$	-102.816	$K_{33/1244}$	6.38
x_{12}	-11.199	x_{34}	-10.617	$K_{3/245}$	-16.698	k_4	-1.315
x_{13}	-103.386	x_{35}	-8.676	$K_{1/244}$	6.379	r_{445}	0.1255
x_{14}	-12.98	x_{44}	3.595	$K_{1/255}$	6.379	r_{455}	-0.225

- Pals and Gaspard [80] investigated the recurrences of the classical trajectories. Although the study did include the stretching DOF, the authors were mostly focused on the pure bending subsystem.
- Hasegawa and Someda [82] analyzed the quantum dynamics using a perturbative method. The focus was the short-time evolution of 3 types of quantum ZOS: $|0, 0, 0, n_4^0, 0^0\rangle$, $|1, 3, 0, 6^0, 0^0\rangle$ and $|0, 0, n_3, 0^0, 0^0\rangle$.
- Kellman et al. investigated the planar system ($\ell_4 = \ell_5 = 0$) with 3 resonances: $K_{11/33}$, $K_{3/245}$ and $K_{44/55}$ in a diabatic correlation approach [119]. A series of states termed the “primary subpolyad” are identified, which carries most of the intensity in the experimental spectra. The states are then fit to a single-resonance Hamiltonian in an effort to interpret the spectral patterns.

Due to the dimensionality of the problem, none of these studies explicitly considered all the major resonances in the effective Hamiltonian. Since the approach presented in this thesis is designed to be dimensionality-independent, we believe it is more suitable for analyzing the stretch-bend acetylene system.

5.2 Preliminary Considerations

In Chapter 4 it was shown that the normal bending modes are destabilized at increased internal energy (polyad numbers) by the resonance couplings, and new stable bending modes are born in the bifurcations. In the stretch-bend system, the PO search by Prosmiiti and Farantos also indicates that the highly excited stretch-bend system retains some regularity [120]. Therefore one can expect a similar to the pure bending case to exist in the stretch-bend dynamics, provided there are sufficient excitation and coupling.

5.2.1 The Stretch Overtone Polyads

The critical points analysis starts with solving for all critical points in the 4 DOF (7 DOF - 3 polyad numbers) reduced classical Hamiltonian. In obtaining the preliminary results, we focus on a single series of polyads of interest, as opposed to varying all three polyad numbers independently.

Of the five normal modes of C_2H_2 depicted in Fig. 4.2, the pure bending subsystem was analyzed in Chapter 4, and the C-C stretch (τ_2) overtones form an isolated subsystem. This leaves the obvious question: what could happen to the

two C-H normal stretches, as they are excited to higher energy? Although the C-H stretching dynamics has been actively studied using two-mode models [76], their coupling to the other vibrational modes is complex and poorly understood. This motivates us to investigate the following polyad series, which includes the symmetric and antisymmetric C-H stretch overtones ²:

$$\{\tau_1, \tau_2, \tau_3, \tau_4, \tau_5, \kappa_4, \kappa_5\} = \{\tau_1, 0, 0, 0, 0, 0, 0\}, \{0, 0, \tau_3, 0, 0, 0, 0\} \quad (5.10)$$

The polyads containing them are found by substituting eqn. (5.10) into eqns. (5.7-5.9) to give

$$P = 5R, \quad L = \ell = 0 \quad (5.11)$$

These $[P, R, \ell] = [5R, R, 0]$ polyads are henceforward referred to as the stretch overtone polyads. The upper limit of R in this study is set at 8, as the effective Hamiltonian in [117] includes up to 6 quanta of C-H overtones excitation ($R = 7.5$).

5.2.2 Stability of the Normal C-H Stretch Overtones

The first consideration is the stability of the normal C-H stretch overtone states. For this purpose, the classical trajectories very close to the normal mode overtones in eqn. (5.10) are integrated. The overtone is classically stable if the deviation of nearby trajectories remains small. The onset of large-amplitude oscillations indicates the destabilization of the corresponding overtone trajectory.

²Here in the purely classical analysis, the quantization requirement that the action in each mode exceed the zero-order energy (see eqns. 5.1, 5.2) will be ignored.

The results are displayed in Fig. 5.2. In panel (a), the symmetric stretch overtone τ_1 remains stable to at least $\tau_1 = 6.5$ ($n_1 = 6$). In contrast, the antisymmetric τ_3 overtone becomes unstable at as low as $\tau_3 = 1.5$ ($n_3 = 1$). Two resonances may be responsible for the destabilization of τ_3 overtones: $K_{11/33}$ and $K_{3/245}$.

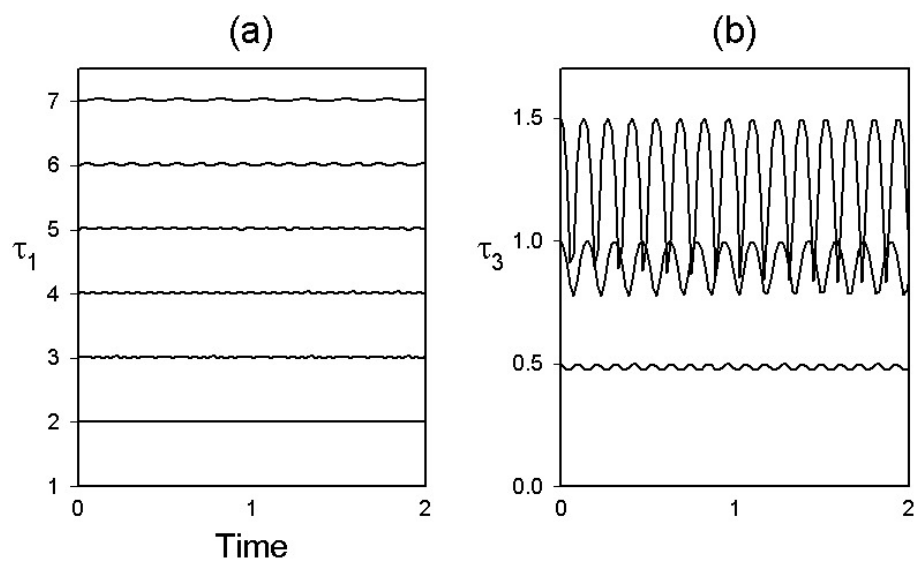


FIGURE 5.2 Classical stability of C-H normal stretch overtones. Panel (a) and (b) are the τ_1 and τ_3 values of trajectories very close to the respective overtone conditions in eqn. (5.10).

Single $K_{11/33}$ Resonance The single $K_{11/33}$ resonance system

$$H_{11/33} = H_0 + \frac{K_{1133}}{2} \tau_1 \tau_3 \cos[2(\phi_1 - \phi_3)] \quad (5.12)$$

is analyzed for the stretch overtone polyads using the formulation of § 3.1, with $m : n = 2 : 2$. After the other actions $\tau_2, \tau_4, \tau_5, \kappa_4, \kappa_5$ are set to be zero, (τ_1, τ_3) form a two-mode system. The 2 DOF reduced phase space is described by canonical variables I_z, ψ :

$$I_z = \frac{\tau_1 - \tau_3}{2}, \quad \psi = \phi_1 - \phi_3 \quad (5.13)$$

The constant energy contours (at arbitrary energy) of $H_{11/33}$ in the (I_z, ψ) space are plotted in Fig. 5.3. Each of these panels is the Mecartor projection of the corresponding PPS, as in panel (a) of Fig. 3.1. The top and bottom of I_z represent the τ_1 and τ_3 overtones, respectively. The contours display the same qualitative features as semiclassical trajectories of the eigenstates. The critical points (dark dots in panel a) at $\psi = 0, \pi$ and 2π are the stable (E) local C-H stretch critical points³. The local model of C-H stretch has been previously used in studying the two coupled C-H stretch oscillators [121,122].

The curves at the top of all panels of Fig. 5.3 that run across $[0, 2\pi]$ indicate the τ_1 overtone is a stable critical point. The τ_3 overtone, in contrast, becomes unstable on the PPS from $\tau_3 = 2$ onward. These qualitative observations verify the stabilities shown in Fig. 5.2.

³The points at 0 and 2π are identified with each other. They are also energetically degenerate with the one at π , as the two local C-H stretches are classically equivalent.

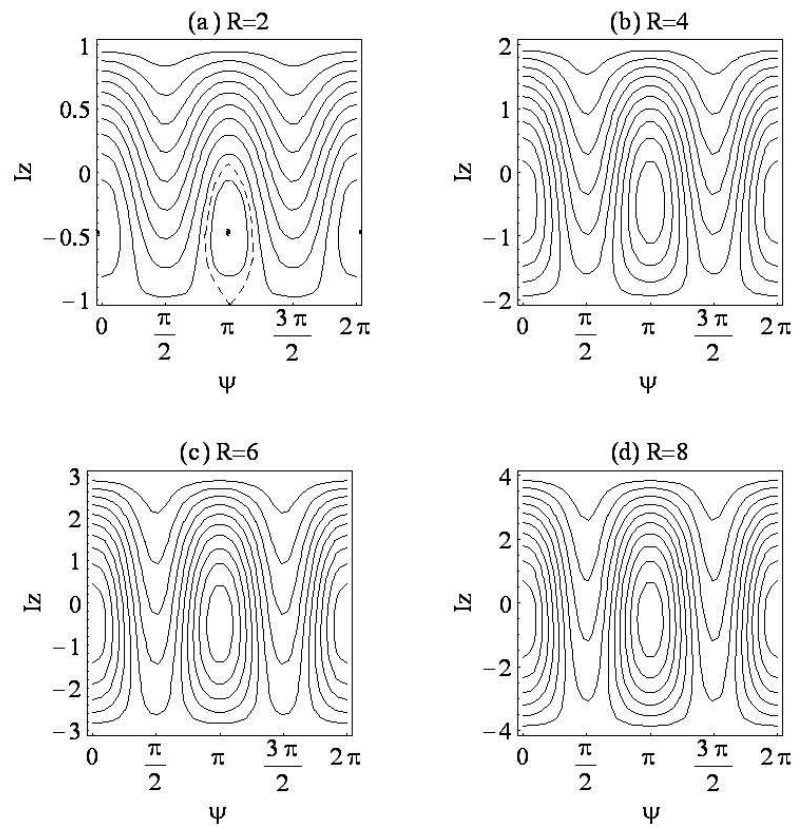


FIGURE 5.3 Reduced phase space of $H_{11/33}$ Hamiltonian, and the constant energy contours. In panels (a)-(d) $R = 2, 4, 6$ and 8 respectively. The dashed line in panel (a) labels the separatrix crossing the unstable τ_3 overtones (the $I_z = -1$ line). The black dots at $\psi = 0, \pi$ and 2π indicate the stable local mode critical point.

Single $K_{3/245}$ Resonance The single $K_{3/245}$ resonance system

$$H_{3/245} = H_0 + \frac{K_{3/245}}{4} \sqrt{\tau_2 \tau_3} \left\{ \sqrt{(\tau_4 - \kappa_4)(\tau_5 + \kappa_5)} \cos[\phi_2 - \phi_3 + \phi_4 - \chi_4 + \phi_5 + \chi_5] \right. \\ \left. + \sqrt{(\tau_4 + \kappa_4)(\tau_5 - \kappa_5)} \cos[\phi_2 - \phi_3 + \phi_4 + \chi_4 + \phi_5 - \chi_5] \right\} \quad (5.14)$$

was formally analyzed by Rose and Kellman in [83]. However, they failed in performing a calculation using actual parameters of C_2H_2 . Here we perform the calculation for the stretch overtone polyads, with actions $\tau_1 = \kappa_4 = \kappa_5 = 0$ ⁴. The τ_3 overtones are then contained in the action space with

$$\tau_2 = \tau_4 = \tau_5 = R - \tau_3 \quad (5.15)$$

Because the derivation in [83] failed to use the proper d_i for the doubly-degenerate bends, the canonical variables (J, φ) ⁵ of the 1 DOF reduced phase space are redefined as:

$$J = 14\tau_2 + \tau_3 - 7\tau_4 - 7\tau_5, \quad \varphi = \phi_3 - \phi_2 - \phi_4 - \phi_5 \quad (5.16)$$

Fig. 5.4 displays the arbitrary constant energy contours in (J, φ) space. The top of each panel (maximum J) corresponds to the τ_3 overtones and the bottom to

$$\tau_2 = \tau_4 = \tau_5 = R, \quad \tau_3 = 0 \quad (5.17)$$

⁴In [83], the elimination of κ_i from consideration is not rigorous, since the $K_{3/245}$ resonance does couple ℓ_4, ℓ_5 , and therefore κ_4, κ_5 .

⁵The notations are intentionally different from those used in $H_{11/33}$ above to avoid confusion.

In panel (a), the $K_{3/245}$ resonance induces a bifurcation of the τ_3 overtone. In this process, a stable critical point is created at $\varphi = \pi$. However, the overtone itself remains stable at higher R (panels b-d).

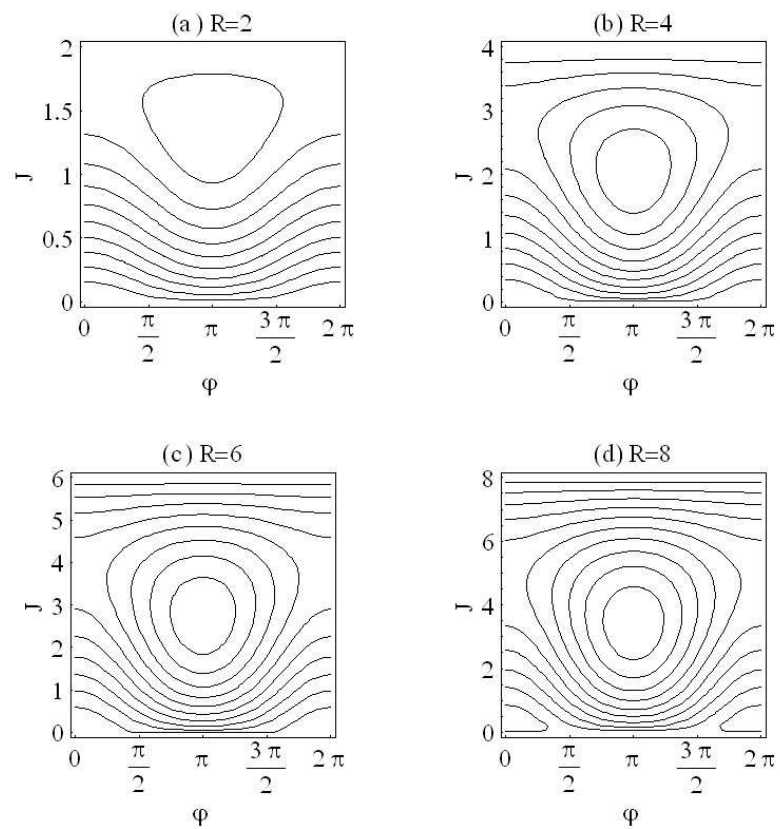


FIGURE 5.4 Reduced phase space of $H_{3/245}$ Hamiltonian, and the constant energy contours. In panels (a)-(d) $R = 2, 4, 6$ and 8 .

From the above separate consideration of $H_{11/33}$ and $H_{3/245}$, the τ_3 overtones are first destabilized by the $K_{11/33}$ resonance below $R = 2$, and the local C-H stretch becomes the stable mode.

5.2.3 Effect of Stretch-Bend Resonances

After its creation, the local C-H stretch may be further perturbed by the stretch-bend resonances to couple with the bending DOF. Of the four stretch-bend resonances ($K_{3/245}$, $K_{1/244}$, $K_{1/255}$ and $K_{14/35}$), it is unlikely that they are equally important at all parts of a stretch overtone polyad. We use a simplified version of Chirikov analysis [123] in order to estimate of which resonances are important in affecting the local C-H stretch. When κ_4, κ_5 are left out of consideration, the “strength” of each of these 4 resonances as well as $K_{11/33}$ can be measured by how far the zero-order frequencies $\omega_i = \partial H_0 / \partial \tau_i$ are tuned towards the integer ratio m_i corresponding to an exact resonance condition. At the exact integer ratio, ω_i satisfy [124]:

$$\sum_i m_i \frac{\partial H_0}{\partial \tau_i} = 0 \quad (5.18)$$

The vector with integer components $\{m_1, m_2, m_3, m_4, m_5\}$ corresponds to the resonance vectors mentioned in § 2.1. In this case they are:

$$\begin{aligned} K_{11/33} &: \{2, 0, -2, 0, 0\}, & K_{3/245} &: \{0, -1, 1, -1, -1\} \\ K_{1/244} &: \{1, -1, 0, -2, 0\}, & K_{1/255} &: \{1, -1, 0, 0, -2\} \\ K_{14/35} &: \{1, 0, -1, 1, -1\} \end{aligned}$$

For each resonance, eqn. (5.18) defines a 4-dimensional hypersurface in the $\{\tau_1, \tau_2, \tau_3, \tau_4, \tau_5\}$ space. Because of the conservation of P and R , only 3 of the actions can be independently varied within a polyad. It is therefore possible to represent these hypersurfaces as 2-dimensional surfaces, which are referred to as resonance planes in a 3-dimensional volume (J_1, J_2, J_3)

$$J_1 = \tau_1 - \tau_3 \quad \in [-R, R] \quad (5.19)$$

$$J_2 = \tau_2 \quad \in [0, R] \quad (5.20)$$

$$J_3 = \tau_4 - \tau_5 \quad \in [-2R, 2R] \quad (5.21)$$

This volume is further constrained by the requirement that all the τ_i should be non-negative.

Fig. 5.5 depicts the resonance planes in (J_1, J_2, J_3) . In panel (a), at $R = 4$ the C-H stretch system (thick line) is separately in contact with $K_{11/33}$ (red) and $K_{1/244}$ (magenta) resonance planes at two places. The $K_{1/244}$ resonance only perturbs but does not destabilize the τ_1 overtones, according to Fig. 5.2. In panels (b) and (c), the C-H stretch system first interacts with the $K_{11/33}$ resonance plane, which is next intersected by the $K_{1/244}$ plane. In all 3 panels the $K_{3/245}$ and $K_{1/255}$ planes are located at another side of the (J_1, J_2, J_3) space, and can only interact with the C-H stretch system via $K_{11/33}$ and other resonance planes. Because the $K_{14/35}$ resonance term vanishes in the absence of bending excitation, the $K_{14/35}$ its plane (navy) also cannot directly interact with the C-H stretch system.

5.3 Critical Points Analysis

Based on the results of § 5.2.2-5.2.3, in this subsection we compute critical points in the following three cases:

1. The (τ_1, τ_3) subsystem with $K_{11/33}$ resonance;
2. The $(\tau_1, \tau_2, \tau_3, \tau_4)$ subsystem with both $K_{11/33}$ and $K_{1/244}$ resonances;
3. The full H_{sb} of eqn. (5.6) with all 7 resonance couplings.

5.3.1 Computational Details

Using the procedure described in Appendix A, a canonical transformation is selected that expresses H_{sb} in the following new action-angle variables: 3 pairs of trivial action-angle variables $(P, R, L, \theta_P, \theta_R, \theta_L)$ for the polyad numbers (defined in 5.7-5.9) and their conjugate angles, and 4 pairs of non-trivial ones $(I_1, I_2, I_3, I_4, \Psi_1, \Psi_2, \Psi_3, \Psi_4)$ which span the 8-dimensional reduced phase space. The angles $\Psi_1 - \Psi_4$ are chosen to correspond to the $K_{11/33}$, $K_{1/244}$, $K_{44/55}$ and ℓ resonances, respectively. The simplest canonical transformation we have found so far is:

$$I_1 = 12\tau_1 + 8\tau_2 + 11\tau_3 + 2\tau_4 + 2\tau_5 + 2\kappa_4 + 2\kappa_5, \quad \Psi_1 = \phi_1 - \phi_3 \quad (5.22)$$

$$I_2 = 6\tau_1 + 3\tau_2 + 6\tau_3 + \tau_4 + \tau_5 + \kappa_4 + \kappa_5, \quad \Psi_2 = \phi_1 - \phi_2 - 2\phi_4 \quad (5.23)$$

$$I_3 = 6\tau_1 + 4\tau_2 + 6\tau_3 + \tau_4 + \kappa_4 + \kappa_5, \quad \Psi_3 = \phi_4 - \phi_5 \quad (5.24)$$

$$I_4 = -12\tau_1 - 8\tau_2 - 12\tau_3 - 2\tau_4 - 2\tau_5 - \kappa_4 - 2\kappa_5, \quad \Psi_4 = \chi_4 - \chi_5 \quad (5.25)$$

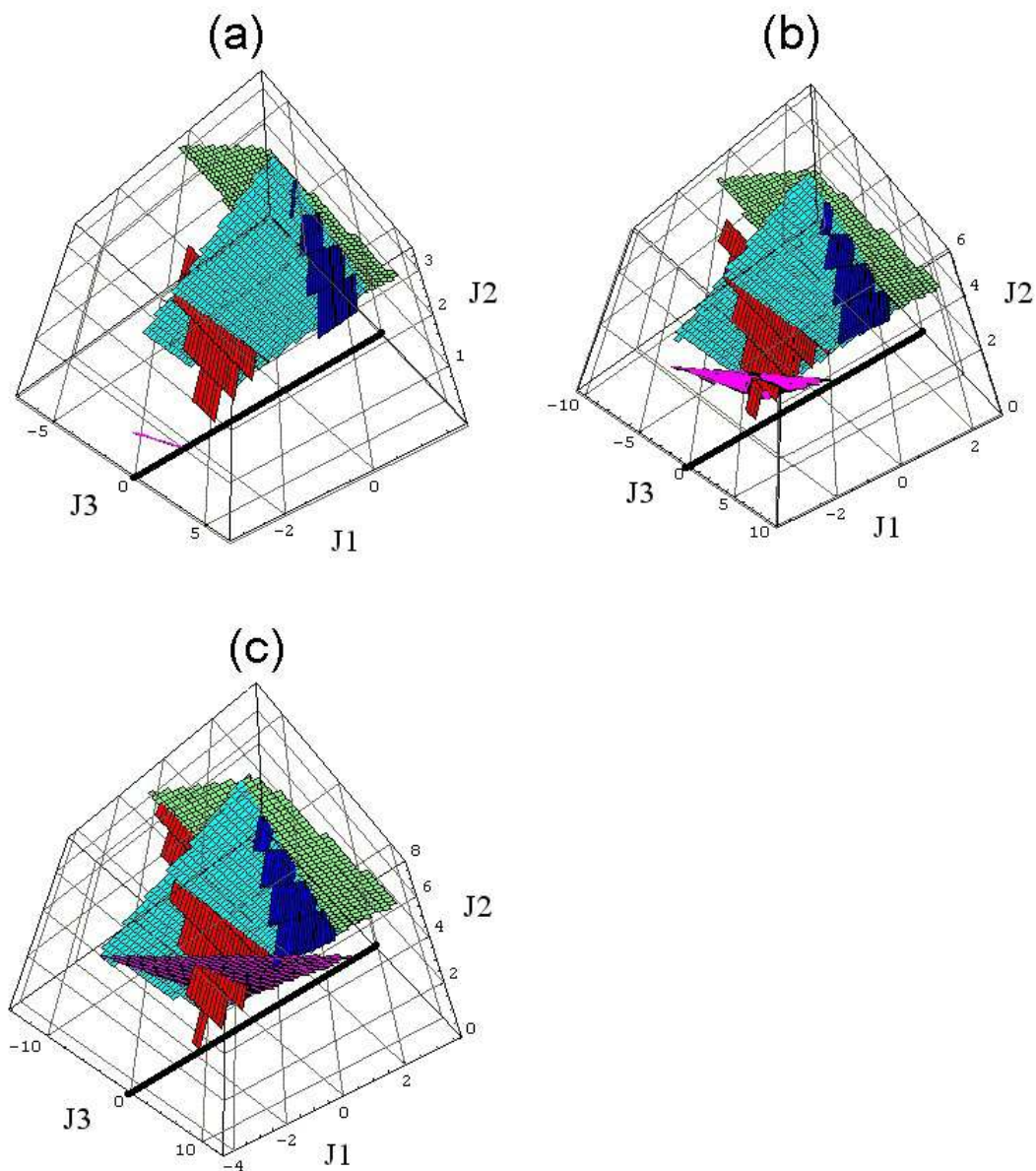


FIGURE 5.5 Frequency resonance planes in the stretch overtone polyads. Panels (a), (b) and (c) display the cases with $R = 4, 6$ and 8 , respectively. The color coding is: $K_{11/33}$ (red), $K_{3/245}$ (turquoise), $K_{1/244}$ (magenta), $K_{1/255}$ (green), $K_{14/35}$ (navy). The C-H stretch system with $\tau_2 = \tau_4 = \tau_5 = 0$ is indicated by the thick black line in each panel.

Ψ_1 is the relative phase angle between the symmetric τ_1 and antisymmetric τ_3 oscillators. Ψ_3 and Ψ_4 are identical to ψ_a and ψ_b in Chapter 4, respectively.

Critical points in the reduced phase space are defined by:

$$\frac{\partial H_{sb}}{\partial \Psi_1} = \frac{\partial H_{sb}}{\partial \Psi_2} = \frac{\partial H_{sb}}{\partial \Psi_3} = \frac{\partial H_{sb}}{\partial \Psi_4} = 0 \quad (5.26)$$

$$\frac{\partial H_{sb}}{\partial I_1} = \frac{\partial H_{sb}}{\partial I_2} = \frac{\partial H_{sb}}{\partial I_3} = \frac{\partial H_{sb}}{\partial I_4} = 0 \quad (5.27)$$

In eqns. (5.26), Ψ_i only appear in the form of cos functions. Similarly to the treatment of the pure bending subsystem (§ 4.3.1), a sufficient condition for them to be simultaneously satisfied is:

$$\begin{aligned} \sin[2\Psi_1] &= \sin[\Psi_2] = \sin[2\Psi_3] = \sin[2\Psi_4] = \sin[\Psi_2 - 2\Psi_3] \\ &= \cos[\Psi_1 + \Psi_3 \pm \Psi_4] \sin[\Psi_1 + \Psi_3 \mp \Psi_4] = \sin[\Psi_1 - \Psi_2 + \Psi_3 \pm \Psi_4] = 0 \end{aligned} \quad (5.28)$$

One can therefore fix Ψ_i to the discrete values satisfying eqn. (5.28), and only solve the remaining 4 equations in (5.27). The latter are transformed by the following substitutions:

$$\begin{aligned} u_1 &= \sqrt{\tau_1}, u_2 = \sqrt{\tau_2}, u_3 = \sqrt{\tau_3}, \\ u_4 &= \sqrt{\tau_4 + \kappa_4}, u_5 = \sqrt{\tau_4 - \kappa_4}, u_6 = \sqrt{\tau_5 + \kappa_5}, u_7 = \sqrt{\tau_5 - \kappa_5} \end{aligned} \quad (5.29)$$

and then multiplied by appropriate factors to remove their denominators. The result

is 7 simultaneous polynomial equations:

$$\frac{\partial H_{sb}(u_i)}{\partial I_1(u_i)} \cdot (u_1 u_3)^{1/2} = 0 \quad (5.30)$$

$$\frac{\partial H_{sb}(u_i)}{\partial I_2(u_i)} \cdot (u_1 u_2 u_4 u_5)^{1/2} = 0 \quad (5.31)$$

$$\frac{\partial H_{sb}(u_i)}{\partial I_3(u_i)} \cdot (u_4 u_5 u_6 u_7)^{1/2} = 0 \quad (5.32)$$

$$\frac{\partial H_{sb}(u_i)}{\partial I_4(u_i)} \cdot (u_4 u_5 u_6 u_7)^{1/2} = 0 \quad (5.33)$$

$$5u_1^2 + 3u_2^2 + 5u_3^2 + \frac{1}{2}(u_4^2 + u_5^2 + u_6^2 + u_7^2) = P \quad (5.34)$$

$$u_1^2 + u_2^2 + u_3^2 = R \quad (5.35)$$

$$u_4^2 - u_5^2 + u_6^2 - u_7^2 = 0 \quad (5.36)$$

The 7 unknown variables $u_1 - u_7$ are then solved for in PHCpack [102].

Treatment of Subsystems When any of the u_i vanishes, at least one of eqns. (5.30-5.33) becomes unphysical. This happens when there is zero action in any normal mode τ_i , or when $\tau_j = \pm\kappa_j$.

Special consideration is required for these cases. The contributions from the resonance(s) involved with the vanishing action should also vanish from the Hamiltonian. The equations defining the critical points then must be adjusted accordingly. As a pedagogical example, in the H₂O system the two O-H normal stretch critical point families have no bend action [17]. In deriving these families from the critical points analysis, the two stretch-bend Fermi resonances have to be removed. Criti-

cal points in the resulting 2 DOF subsystem then correspond to the normal stretch modes.

In order to locate all the possible critical points in the stretch-bend system, all combinations of $u_i = 0$ have to be considered. In each case, the relevant zero-order and resonance terms in the classical Hamiltonian are removed. A new canonical transformation (Appendix A) may be necessary so that the new angles correspond to the remaining resonances. Here we treat the two subsystems outlined in the beginning of § 5.3 using this kind of special consideration.

5.3.2 Results

The resulting critical points consist of families of curves in the (τ_i, κ_j) 7-dimensional action space, parameterized by the polyad number R . Associated with each family is a discrete set of Ψ_i values. All these solutions turn out to have $\kappa_4 = \kappa_5 = 0$. In Fig. 5.6, we graph the results in 5 separate panels with each τ_i versus R separately. In the full system, only those with significantly non-zero τ_i are displayed here. In the $K_{11/33}$ subsystem, $\tau_2 = \tau_4 = \tau_5 = \kappa_4 = \kappa_5 = 0$. In the $K_{11/33} + K_{1/244}$ subsystem, $\tau_5 = \kappa_4 = \kappa_5 = 0$.

With $R \in [2, 8]$, we found one family for the $K_{11/33}$ subsystem corresponding to the local C-H stretch, two families for the $K_{11/33} + K_{1/244}$ subsystem, and two families for H_{sb} system.

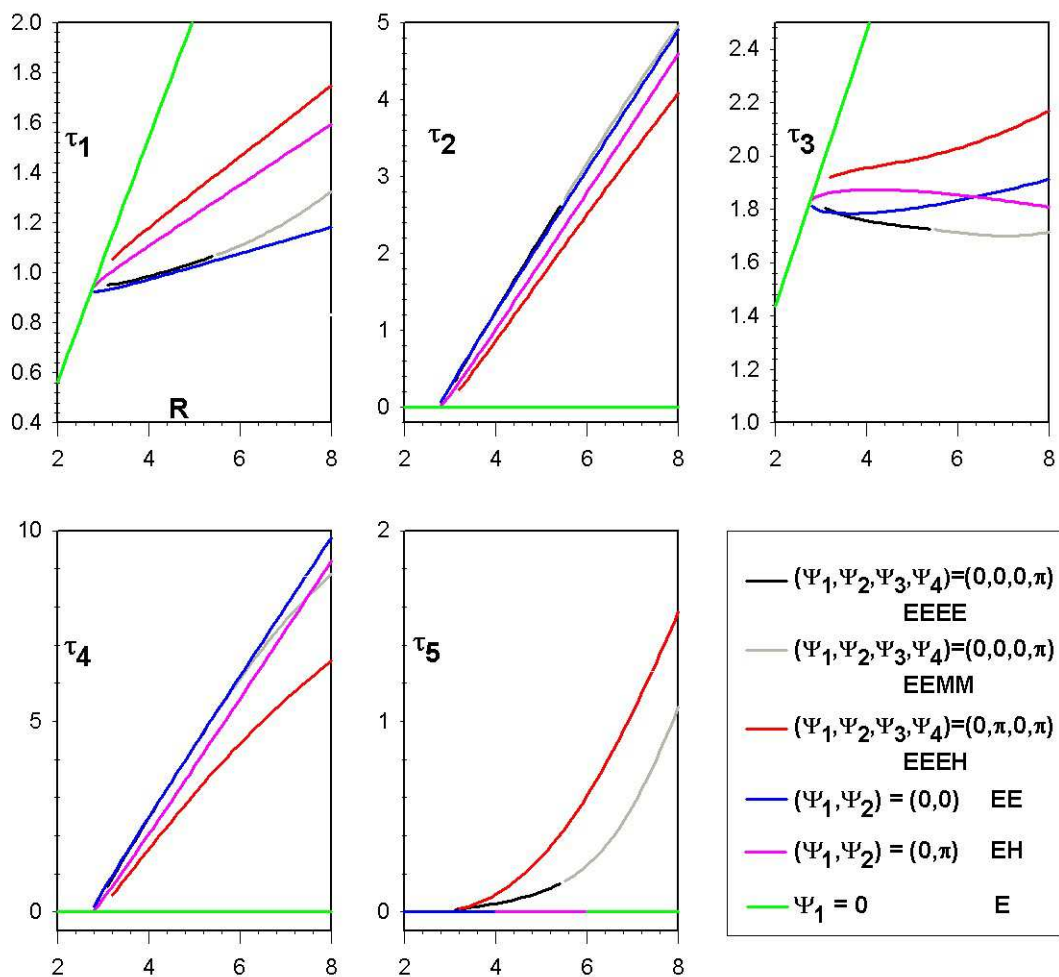


FIGURE 5.6 Critical points in the stretch overtone polyads $[5R, R, 0]$. Black, gray and red: critical points in H_{sb} . Navy and magenta: the $K_{11/33} + K_{1/244}$ system with $\tau_5 = 0$. Green: The $K_{11/33}$ system, with $\tau_2 = \tau_4 = \tau_5 = 0$.

When there is only $K_{11/33}$ resonance, one family of stable (E) critical points bifurcates out of the τ_3 overtone. The new family has

$$\Psi_1 = 0 \quad (5.37)$$

which is the local C-H stretch mode on Fig. 5.3.

When both $K_{11/33} + K_{1/244}$ are included and $\tau_5 = \kappa_5 = 0$, the reduced phase space employs four variables $(I_1, I_2, \Psi_1, \Psi_2)$. Two new families of critical points are created at:

$$(\Psi_1, \Psi_2) = (0, 0), (0, \pi) \quad (5.38)$$

The $(0, 0)$ family has (EE) stability and the $(0, \pi)$ family has (EH) stability. The C-H stretching motion of these critical points is qualitatively like the local C-H stretch motion, because the Ψ_1 value for both families is the same as in eqn. (5.37). The Ψ_2 angle, as the phase angle of a three-mode resonance $K_{1/244}$, is yet to be given a clear physical meaning.

In the full H_{sb} , solving the critical point equations (5.30-5.36) results in two more families of critical points with

$$(\Psi_1, \Psi_2, \Psi_3, \Psi_4) = (0, 0, 0, \pi), (0, \pi, 0, \pi) \quad (5.39)$$

Although there is no explicit constraint, both of these families have $\kappa_4 = \kappa_5 = 0$. The $(0, 0, 0, \pi)$ family start with (EEEE) stability and switches to (EEMM) at $R = 5.45$. The $(0, \pi, 0, \pi)$ family has (EEEH) stability for up to $R = 8$. These two families also

have $\Psi_1 = 0$, indicating a local-type stretch in the C-H DOF. The values of two other angles $\Psi_3 = 0, \Psi_4 = \pi$, according to Table 4.2, suggest that the bending motion is of the local (L) type.

A striking feature in Fig. 5.6 is that the critical points in both the $K_{11/33} + K_{1/244}$ and full Hamiltonian appear to have bifurcated out of the local C-H stretch family (green line). The latter then bifurcates out of the τ_3 overtones. We believe that the new families of critical points in Fig. 5.6 correspond to novel types of dynamics in the respective stretch overtone polyads.

These critical points in the stretch-bend Hamiltonian do not correspond to PO in the full phase space when there are up to 3 frequencies in the cyclic angles:

$$\dot{\theta}_P = \frac{\partial H_{sb}}{\partial P}, \quad \dot{\theta}_R = \frac{\partial H_{sb}}{\partial R}, \quad \dot{\theta}_\ell = \frac{\partial H_{sb}}{\partial \ell} \quad (5.40)$$

The last frequency, $\dot{\theta}_\ell$, turns out to be zero for all the critical points graphed in Fig. 5.6, in the same manner as $\dot{\theta}_b$ does in the $[N_b, 0]$ pure bending polyads when $\ell = 0$ (see Chapter 4). The first two frequencies, $\dot{\theta}_P$ and $\dot{\theta}_R$, are not uniquely defined. Instead, an alternative choice of the canonical transformation can change the definitions of θ_P and θ_R as well as their frequencies.

5.4 Summary

The critical points analysis is performed on the C_2H_2 stretch-bend effective Hamiltonian, for the purpose of clarifying the fate of normal C-H stretch mode under increasing excitation. Preliminary results indicate that the normal antisymmetric C-

H stretch overtone (critical point) is first destabilized by $K_{11/33}$ resonance to produce the local C-H stretch. Then the local stretch bifurcates into at least 4 families of stretch-bend critical points at higher excitation after the inclusion of stretch-bend resonances. Such an observation suggests that the stretch-bend dynamics could be influenced by a chain of bifurcations, each induced by perhaps the addition of one resonance.

Currently we are working to clarify the physical meaning of these critical points, as well as their role in the classical phase space. A more complete classification, including all the subsystems (combinations of $\tau_i = 0$) is also in progress.

CHAPTER VI

CONCLUSIONS AND FUTURE DIRECTIONS

6.1 Conclusions

A generalized method of critical points analysis is proposed for studying the dynamics of vibrationally excited molecules. The classical form of an effective Hamiltonian with polyad number(s) is canonically transformed to reduce the dimensionality. In the reduced phase space, the critical points are systematically found as roots of analytic equations. Their number and linear stability are followed as the polyad number(s) is varied. Critical points that are linearly stable in all directions are expected to indicate regions of regular (quasiperiodic) motion, which correspond to modes of vibration. These critical points constitute the most important invariant structure in phase space. A change in their number and/or stability, called a bifurcation, indicates qualitative changes in both the dynamics and spectra of the system.

The analysis is carried out in the C_2H_2 pure bending system. With increasing polyad number N_b , four new families of critical points are born in successive bifurcations of the normal mode families. After their first bifurcation, the normal modes families become unstable. The two new all-stable families L and CR correspond to the new modes dominating the bottom and top (respectively) of the high-lying polyads.

The four new families can be qualitatively interpreted as superpositions of resonant modes caused when DD-I or ℓ resonances act separately on the zero-order system.

The same analysis is extended to the C₂H₂ stretch-bend system. Preliminary results are presented and discussed for polyads $[5R, R, 0]$, which contain the stretch overtones. As the stretch polyad number R is increased, first the antisymmetric C-H normal stretch overtone is first substituted by the local C-H stretch as the stable critical point, in a bifurcation induced by $K_{11/33}$ resonance. Then $K_{1/244}$ and other resonance couplings set in sequentially, creating new families of critical points. These critical points are expected to correspond to novel modes of stretch-bend vibration.

6.2 Summary of Contributions

In this thesis we have

- Introduced a generalized critical points analysis method formulated for arbitrary DOF and multiple polyad numbers. It locates new modes of vibration by following the critical points in the reduced phase space. The method scales well with additional dimensionality of the problem.
- Found four new modes of vibration in the acetylene pure bending system, and provided a qualitative explanation of their origin and nature in terms of single $DD - I$ or ℓ resonances.
- Studied for the first time the acetylene stretch-bend system with all the resonances. Preliminary results suggest a series of resonances that act sequentially

to couple the C-H stretching overtones to the remaining DOF.

6.3 Future Work

Chapter 5 only focused on the dynamics of stretch overtone polyads of acetylene. A comprehensive critical points analysis of the full phase space remains to be carried out. The resulting critical points could be used to assign the many strongly perturbed eigenstates in polyads $[4, 20, 0]^{u+}$ and $[5, 25, 0]^{u+}$. These eigenstates appear as neither normal mode ZOS, nor attributable to perturbations from a single resonance source [117].

The method formulated in this thesis has opened the door to understanding the dynamics of other high DOF systems with polyad structure. These systems include the other C_2H_2 isotopomers, formaldehyde (H_2CO) [125], methane (CH_4) [126] and even myoglobin [127]. The last case indicates that even in large biomolecules, under favorable conditions a few strongly coupled modes may remain dynamically isolated for a (relatively) prolonged time. Analyze these new systems will greatly expand the application of the polyad Hamiltonian model.

New theoretical inquiries also arise from this thesis, especially with regard to the mathematical theories of relative equilibria. Most existing studies are concerned with rigorously conserved symmetries, such as the angular momentum of an isolated body (§ 3.3.2). In the case of molecules, however, both the effective Hamiltonian and polyad numbers are approximate. In equating the dynamics of the effective

Hamiltonian and that of the true molecular Hamiltonian, the critical points analysis needs to be structurally stable with regard to small polyad-breaking terms. These terms become increasingly important at high vibrational excitation, especially near the threshold of an isomerization barrier [128,129]. A deeper insight into the effect of these terms would be of great practical importance to our method.

APPENDIX A

CANONICAL TRANSFORMATION

This appendix explicitly derives the canonical transformation that results in a reduction of the classical Hamiltonian with polyad number(s). The application of eqns. (2.11) to an N -mode quantum effective Hamiltonian (2.1) results in a classical Hamiltonian with N pairs of action-angle variables (τ_i, ϕ_i)

$$H(\tau_i, \phi_i) = H_0(\tau_i) + H_v(\tau_i, \phi_i) \quad (\text{A.1})$$

Each resonance coupling in H_v can be expressed as an N -vector. Let there be M ($M \leq N$) resonance vectors that are linearly independent of each other:

$$\vec{V}_i = \{N_{i1}, N_{i2}, \dots, N_{iN}\} \quad \text{for } i = 1, \dots, M \quad (\text{A.2})$$

There exist a total number of $(N - M)$ polyad numbers [27,28]

$$\vec{P}_j = \{P_{j1}, P_{j2}, \dots, P_{jN}\} \quad \text{for } j = 1, \dots, (N - M) \quad (\text{A.3})$$

which correspond to vectors perpendicular to all \vec{V}_i :

$$\vec{P}_j \cdot \vec{V}_i = 0 \quad (\text{A.4})$$

The reduction of eqn. (A.1) consists of finding a canonical transformation which (1) linearly combines τ_i into M new actions I_i and $N - M$ polyad numbers P_j ;

(2) linearly combines ϕ_i into M angles Ψ_i conjugate to I_i and $N - M$ cyclic angle θ_j . After this transformation, the reduced Hamiltonian will be spanned by only $2N - 2M$ new variables (I_i, Ψ_i) :

$$H(I_i, \Psi_i) = H_0(I_i, P_j) + H_v(I_i, \Psi_i, P_j) \quad (\text{A.5})$$

This transformation can be expressed in matrix notation as

$$\begin{pmatrix} \Psi_1 \\ \dots \\ \Psi_M \\ \theta_1 \\ \dots \\ \theta_{N-M} \\ I_1 \\ \dots \\ I_M \\ P_1 \\ \dots \\ P_{N-M} \end{pmatrix} = \begin{pmatrix} A & 0 \\ 0 & B \end{pmatrix} \begin{pmatrix} \phi_1 \\ \dots \\ \dots \\ \dots \\ \phi_N \\ \tau_1 \\ \dots \\ \dots \\ \dots \\ \tau_N \end{pmatrix} \quad (\text{A.6})$$

Both A and B are $N \times N$ matrices. The first M rows of A are the \vec{V}_i vectors in eqn. (A.2), while the last $N - M$ rows of B are the \vec{P}_j vectors in eqn. (A.3). Using the symplectic formulation of canonical transformations (Chapter 9.3 of [32]), we require:

$$\begin{pmatrix} A & 0 \\ 0 & B \end{pmatrix} \begin{pmatrix} 0 & -E_N \\ E_N & 0 \end{pmatrix} \begin{pmatrix} A & 0 \\ 0 & B \end{pmatrix}^T = \begin{pmatrix} 0 & -E_N \\ E_N & 0 \end{pmatrix} \quad (\text{A.7})$$

This is equivalent to

$$AB^T = BA^T = E_N \quad (\text{A.8})$$

In solving for the unknown elements in matrices A and B , there are usually more unknowns than the number of independent equations. The transformation then is not uniquely determined.

Nevertheless, the classical dynamics (and physical properties in general) should not be dependent on the choice of a special coordinate system. Consider a critical point in coordinates (I_i, Ψ_i) where

$$\frac{\partial H}{\partial \Psi_i} = \frac{\partial H}{\partial I_i} = 0 \quad (\text{A.9})$$

In an alternative coordinate system (J_i, Φ_i) , the critical point equations can be derived using the chain rule from calculus:

$$\begin{pmatrix} \frac{\partial H}{\partial J_1} \\ \dots \\ \frac{\partial H}{\partial J_M} \end{pmatrix} = \begin{pmatrix} \frac{\partial I_1}{\partial J_1} & \dots & \frac{\partial I_M}{\partial J_1} \\ \dots & \dots & \dots \\ \frac{\partial I_1}{\partial J_M} & \dots & \frac{\partial I_M}{\partial J_M} \end{pmatrix} \begin{pmatrix} \frac{\partial H}{\partial I_1} \\ \dots \\ \frac{\partial H}{\partial I_M} \end{pmatrix} = 0 \quad (\text{A.10})$$

$$\begin{pmatrix} \frac{\partial H}{\partial \Phi_1} \\ \dots \\ \frac{\partial H}{\partial \Phi_M} \end{pmatrix} = \begin{pmatrix} \frac{\partial \Psi_1}{\partial \Phi_1} & \dots & \frac{\partial \Psi_M}{\partial \Phi_1} \\ \dots & \dots & \dots \\ \frac{\partial \Psi_1}{\partial \Phi_M} & \dots & \frac{\partial \Psi_M}{\partial \Phi_M} \end{pmatrix} \begin{pmatrix} \frac{\partial H}{\partial \Psi_1} \\ \dots \\ \frac{\partial H}{\partial \Psi_M} \end{pmatrix} = 0 \quad (\text{A.11})$$

The two square matrices are determined by the transformation between (I_i, Ψ_i) and (J_i, Φ_i) . From eqn. (A.9), the two column vectors $\begin{pmatrix} \frac{\partial H}{\partial I_i} \end{pmatrix}$ and $\begin{pmatrix} \frac{\partial H}{\partial \Psi_i} \end{pmatrix}$ vanish at the critical points. The two column vectors on the left, $\begin{pmatrix} \frac{\partial H}{\partial J_i} \end{pmatrix}$ and $\begin{pmatrix} \frac{\partial H}{\partial \Phi_i} \end{pmatrix}$ then must also vanish. Therefore the critical points are indeed invariant under different choices of the canonical transformation.

Apart from the uncertainty in the canonical transformation, there is also uncertainty in choosing the polyad numbers P_j as well as the cyclic angles θ_j . The main consequence is that the $N - M$ frequencies $\dot{\theta}_i$ associated with a critical point are

also arbitrary. A preferred definition is not evident from the general consideration ¹. Additional system-specific constraints, such as relating $\dot{\theta}$ variables to the vibrational frequencies in the Cartesian coordinates, may be necessary to address the choice of a non-unique set of action-angle variables.

In summary, when reducing the classical Hamiltonian using the polyad number(s), there is freedom in choosing both the polyad number(s) and the canonical transformation defining the reduced phase space. However these different choices should lead to the same critical points and physical behavior.

¹The only exceptions are some trivial cases. For example, if a zero-order mode i is uncoupled, then using ϕ_i as a cyclic angle is more intuitive.

APPENDIX B

TOPOLOGY OF $[N_b, 0]$ PURE BENDING PHASE SPACEB.1. The Poincaré-Hopf Index Theorem

The Poincaré-Hopf Index Theorem [130], initially proposed by Poincaré and later extended by Hopf, provides a constraint on the possible combination of the critical points in the reduced classical phase space.

The theorem states that “The index of a vector field with finitely many zeros on a compact, oriented manifold is the same as the Euler characteristic of the manifold” [38]. In our cases, the manifold is the reduced phase space while the vector field is the flow generated by Hamilton’s equations of motion. An index g_i is assigned to each critical point (i.e. a zero of the vector field) based on its linear stability. The theorem indicates that the sum of all indices g_i is equal to the Euler characteristics χ . χ is also known as the topological index since it is entirely determined by the topology of the manifold.

A critical point is non-degenerate if its stability matrix A in eqn. (3.14) has no zero eigenvalues. At such a point, $g_i = \pm 1$ according to one of the following two equivalent criteria: (1) $(-1)^n$, with n the number of eigenvalues with positive real

part; (2) the sign of the determinant of A . Examples of g_i in 1-3 DOF Hamiltonian systems are listed in Table B.1.

TABLE B.1 Indices of critical points in Hamiltonian systems with 1-3 DOF.

Linear Stability	g_i	Linear Stability	g_i
E	+1	EEE	+1
H	-1	EEH	-1
EE	+1	EHH	+1
EH	-1	HHH	-1
HH	+1	EMM	+1
MM	+1	HMM	-1

On a 2-dimensional manifold, χ is related to the number of “holes” (genus) h on the manifold:

$$\chi = 2 - 2h$$

Therefore a torus (one “hole”) has $\chi = 0$ while a sphere (no “hole”) has $\chi = 2$. The second case has been extensively used by Kellman et al. to verify the critical points on a PPS. It proves to be especially useful in determining the stability of critical points located at the poles [50]. Fig. B.1 demonstrates the Poincaré-Hopf index theorem, for selected PPS in Fig. 3.4. Spheres “1” and “4” each has a total of two stable critical points, while sphere “3” has 3 stable and 1 unstable critical points. In all cases, the sum of the stability indices by Table B.1 equals 2, as expected for a sphere.

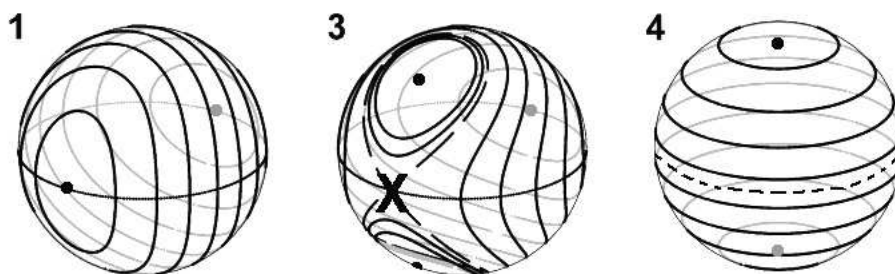


FIGURE B.1 Conservation of topological index on the PPS. A large dot indicates a stable (E) critical point and the “X” in sphere 3 indicates an unstable (H) critical point.

The application of the Poincaré-Hopf Theorem to higher dimensional manifolds is limited, mostly due a lack of means of direct visualization. A few known cases are summarized in Table B.2.

TABLE B.2 Topological indices of 2- and 4-dimensional manifolds, from [131].

Symbol	Manifold	χ
S^2	2-sphere	2
T^2	2-torus	0
S^4	4-sphere	2
T^4	4-torus	4

B.2. Topology of $[N_b, 0]$ Bending Phase Space

This subsection proposes a topological description of the critical points found in the C_2H_2 pure bending polyads $[N_b, 0]$.

Currently, there is no sign (such as the display of monodromy [132]) indicating that this classical phase space changes its topology with the N_b . We first consider the low polyad end with $N_b \leq 7$, before any bifurcation takes place. In this case there are no critical points except possibly where $|J_a| + |J_b| = K_a$. In Figs. 4.11-4.14 of Chapter 4, these locations appear as the boundary of the diamond-shaped space. Here this space is schematically illustrated in Fig. B.2. Because the coordinate system $(J_a, \psi_a, J_b, \psi_b)$ is singular at these locations, the Hamiltonian is transformed to a local-mode representation using the x-K relationship, which is described in Chapter 7.6 of [93]. The result is shown in Fig. B.2. It was found that only the four vertices in

Fig. B.2 are critical points: points A and B ($J_a = \pm K_a$, $J_b = 0$) with (EE) stability and points C and D ($J_a = 0$, $J_b = \pm K_a$) with (MM) stability.

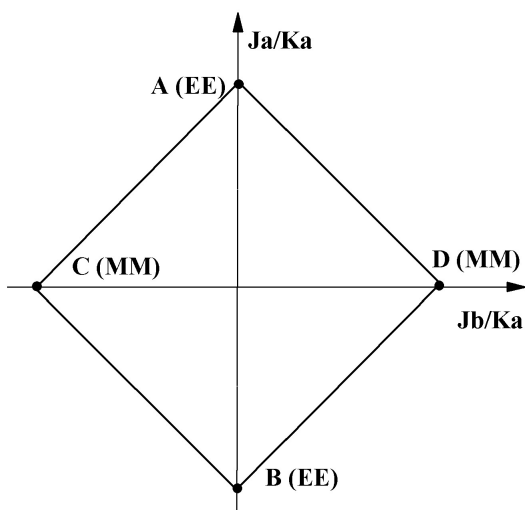


FIGURE B.2 Critical points in $[N_b, 0]$ polyads at low N_b .

The two $J_b = \pm K_a$ families of critical points correspond to states with maximum ℓ_i in each of the normal mode oscillators ¹:

$$|(N_b/2)^{\pm(N_b/2)}, (N_b/2)^{\mp(N_b/2)}\rangle$$

These two families do not participate in the subsequent bifurcations.

When $N_b > 7$, at each bifurcation point in Fig. 4.5, the sum of indices will be conserved if (1) each of the classical normal Trans and Cis motion, being a 2-dimensional oscillator, is doubly-degenerate; and (2) each point on the four new families of critical points corresponds to a quadruply-degenerate set of PO ². Then the Poincaré-Hopf index theorem can be satisfied in the following manner. Substituting the stability index of each family and its degeneracy into eqns. (4.53), before and after each bifurcation we have:

$$\text{L, CR: } (\text{EE}) \rightarrow 4 (\text{EE}) + 2(\text{EH}) ; \quad (+2) = 4 \times (+1) + 2 \times (-1) \quad (\text{B.1})$$

$$\text{Orth: } (\text{EH}) \rightarrow 4 (\text{EH}) + 2(\text{HH}) ; \quad (-2) = 4 \times (-1) + 2 \times (+1) \quad (\text{B.2})$$

$$\text{Pre: } (\text{HH}) \rightarrow 4 (\text{HH}) + 2(\text{EH}) ; \quad (+2) = 4 \times (+1) + 2 \times (-1) \quad (\text{B.3})$$

As points C and D do not participate in these bifurcations, only these critical points need to be considered. In summary, during each of the four bifurcations of the Trans and Cis, the sum of stability indices remains unchanged.

¹Since $\ell_i \leq n_i$, there cannot be pure “ ℓ_i -overtones” in the form of e.g. $n_4 = 0, \ell_4 \neq 0$.

²In classical mechanics, the two carbon and two hydrogen atoms are assumed distinguishable. The quadruply-degenerate PO are related to each other a 90° rotation around the C-C bond and a mirror plane perpendicular to it.

BIBLIOGRAPHY

- [1] J. Kauppinen and J. Partanen. *Fourier Transforms in Spectroscopy*. Wiley-VCH, New York, 2001.
- [2] C.B. Moore and I.W.M. Smith. Chemical reactions of vibrationally excited molecules. *Faraday Discuss. Chem. Soc.*, 67:146, 1979.
- [3] D.J. Nesbitt and R.W. Field. Vibrational energy flow in highly excited molecules: role of intramolecular vibrational redistribution. *J. Phys. Chem.*, 100:12735, 1996.
- [4] E.B. Wilson Jr., J.C. Decius, and P.C. Cross. *Molecular Vibrations*. Dover, New York, 1980.
- [5] M.M. Law and J.L. Duncan. Anharmonic stretching vibrations expressed as local modes. *Mol. Phys.*, 93:809, 1998.
- [6] M.E. Kellman. Algebraic resonance dynamics of the normal/local transition from experimental spectra of ABA triatomics. *J. Chem. Phys.*, 83:3843, 1985.
- [7] L. Xiao and M.E. Kellman. Unified semiclassical dynamics for molecular resonance spectra. *J. Chem. Phys.*, 90:6086, 1989.
- [8] C. Jung, E. Ziemniak, and H.S. Taylor. Extracting the CH chromophore vibrational dynamics of CHBrClF directly from spectra: Unexpected constants of the motion and symmetries. *J. Chem. Phys.*, 115:2499, 2001.
- [9] P.M. Felker and A.H. Zewail. Dynamics of intramolecular vibrational-energy redistribution (IVR). I. Coherence effects. *J. Chem. Phys.*, 82:2961, 1985.
- [10] P.J. Robinson and K.A. Holbrook. *Unimolecular Reactions*, chapter 4. Wiley-Interscience, 1972.
- [11] B.J. Berne, N. De Leon, and R.O. Rosenberg. Isomerization dynamics and the transition to chaos. *J. Phys. Chem.*, 86:2166, 1982.
- [12] P. Brumer and M. Shapiro. *Principles of the quantum control of molecular processes*. Wiley-Interscience, Hoboken, N.J., 2003.
- [13] S. Strogatz. The real scientific hero of 1953. *The New York Times Op-Ed*, March 4, 2003.

- [14] Y.A. Kuznetsov. Elements of Applied Bifurcation Theory, Applied Math. Ser., volume 112. Springer-Verlag, New York, 1995.
- [15] T. Poston and L. Stewart. Catastrophe Theory and Its Applications. Pitman, London, 1978.
- [16] Z. Li, L. Xiao, and M.E. Kellman. Phase space bifurcation structure and the generalized local-normal transition in resonantly coupled vibrations. *J. Chem. Phys.*, 92:2251, 1990.
- [17] Z.-M. Lu and M.E. Kellman. Phase space structure of triatomic molecules. *J. Chem. Phys.*, 107:1, 1997.
- [18] M.E. Kellman. Dynamical analysis of highly excited vibrational spectra: Progress and prospects. In H.-L. Dai and R.W. Field, editors, *Adv. Ser. Phys. Chem. : Molecular dynamics and spectroscopy by stimulated emission pumping*, volume 4, pages 943–997. World Scientific, Singapore, 1995.
- [19] M.E. Kellman. Algebraic methods in spectroscopy. *Ann. Rev. Phys. Chem.*, 46:395, 1995.
- [20] M. Joyeux, D. Sugny, V. Tyng, M.E. Kellman, H. Ishikawa, R.W. Field, C. Beck, and R. Schinke. Semiclassical study of the isomerization states of HCP. *J. Chem. Phys.*, 112:4162, 2000.
- [21] G. Herzberg. *Infrared and Raman Spectra of Polyatomic Molecules*, page 210. Van Nostrand Reinhold Co., New York, 1945.
- [22] C.C. Martens and G.S. Ezra. Classical, quantum mechanical, and semiclassical representations of resonant dynamics: A unified treatment. *J. Chem. Phys.*, 87:284, 1987.
- [23] C.C. Rankin and M.H. Miller. Classical s matrix for linear reactive collisions of atomic hydrogen + molecular chlorine. *J. Chem. Phys.*, 55:3150, 1971.
- [24] C. Jaffé and P. Brumer. Local and normal modes: A classical perspective. *J. Chem. Phys.*, 73:5646, 1980.
- [25] S.A.B. Solina, J.P. O'Brien, R.W. Field, and W.F. Polik. Dispersed fluorescence spectrum of acetylene from the \tilde{A}^1A_u origin: Recognition of polyads and test of multiresonant effective hamiltonian model for the \tilde{X} state. *J. Phys. Chem.*, 100:7797, 1996.
- [26] B.C. Smith and J.S. Winn. The C-H overtone spectra of acetylene: Bend/stretch interactions below $10,000\text{ cm}^{-1}$. *J. Chem. Phys.*, 89:4638, 1988.

- [27] M.E. Kellman. Approximate constants of motion for vibrational spectra of many-oscillator systems with multiple anharmonic resonances. *J. Chem. Phys.*, 93:6630, 1990.
- [28] L.E. Fried and G.S. Ezra. Semiclassical quantization using classical perturbation theory: algebraic quantization of multidimensional systems. *J. Chem. Phys.*, 86:6270, 1987.
- [29] E.L. Sibert III, W.P. Reinhardt, and J.T. Hynes. Classical dynamics of energy transfer between bonds in ABA molecules. *J. Chem. Phys.*, 77:3583, 1982.
- [30] A.B. McCoy and E.L. Sibert III. Quantum, semiclassical and classical dynamics of the bending modes of acetylene. *J. Chem. Phys.*, 105:469, 1996.
- [31] D. Sugny, M. Joyeux, and E.L. Sibert III. Investigation of the vibrational dynamics of the HCN/CNH isomers through high order canonical perturbation theory. *J. Chem. Phys.*, 113:7165, 2000.
- [32] H. Goldstein. *Classical Mechanics*. Addison-Wesley, Reading, MA, 1980.
- [33] M. Silva, R. Jongma, R.W. Field, and A.M. Wodtke. The dynamics of “stretched molecules”: experimental studies of highly vibrationally excited molecules with stimulated emission pumping. *Ann. Rev. Phys. Chem.*, 52:811, 2001.
- [34] M. Tabor. *Chaos and Integrability in Nonlinear Dynamics*. John Wiley and Sons, 1989.
- [35] W. Heisenberg. *Z. Phys.*, 33:879, 1925. translated in *Sources of Quantum Mechanics*, B. L. van der Waerden Ed. Dover, New York, (1967).
- [36] M.S. Child. *Semiclassical Mechanics with Molecular Applications*, chapter 4.2. Oxford: Clarendon Press, New York, 1991.
- [37] S. Wiggins. *Global Bifurcations and Chaos, Analytical Methods (Applied Mathematical Sciences, vol. 73)*. Springer-Verlag, New York, 1988.
- [38] E.W. Weisstein. *CRC Concise Encyclopedia of Mathematics CD-ROM edition 1.0*. CRC Press, 1999.
- [39] J.E. Howard. Spectral stability of relative equilibria. *Celest. Mech. & Dyn. Astro.*, 48:267, 1990.
- [40] S.C. Farantos. Exploring molecular vibrations with periodic orbits. *Int. Rev. Phys. Chem.*, 15:345, 1996.

- [41] S. Keshavamurthy and G.S. Ezra. Eigenstate assignments and the quantum-classical correspondence for highly-excited vibrational states of the Baggot H₂O Hamiltonian. *J. Chem. Phys.*, 107:156, 1997.
- [42] T. Uzer, C. Jaffé, J. Palacian, P. Yanguas, and S. Wiggins. The geometry of reaction dynamics. *Nonlinearity*, 15:957, 2002.
- [43] M. Henon and C. Heiles. The applicability of the third integral of motion: Some numerical experiments. *Astro. J*, 69:73, 1964.
- [44] M. Sutherland. Java applet of Henon-Heiles system. URL: <http://thorin.adnc.com/~topquark/fun/JAVA/henonheiles/henonheiles.html> (accessed Oct.14, 2003).
- [45] J.W. Helton and M. Tabor. On the classical support of quantum mechanical wavefunctions. *Physica D*, 14:409, 1985.
- [46] O. Bohigas, S. Tomsovic, and D. Ullmo. Manifestations of classical phase space structures in quantum mechanics. *Phys. Rep.*, 223:43, 1993. Section 6.2.
- [47] W.P. Reinhardt. Regular and irregular correspondences-adiabatic invariants in classical and quantum mechanics. *Prog. Theo. Phys. Supp.*, 116:179, 1994.
- [48] E.J. Heller. Bound-state eigenfunctions of classically chaotic Hamiltonian systems: scars of periodic orbits. *Phys. Rev. Lett.*, 53:1515, 1984.
- [49] J.M. Gomez Llorente and E. Pollak. Classical dynamics methods for high energy vibrational spectroscopy. *Ann. Rev. Phys. Chem.*, 43:91, 1992.
- [50] J. Svitak, V. Tyng, and M.E. Kellman. Bifurcation analysis of higher $m : n$ resonance spectroscopic Hamiltonian. *J. Phys. Chem. A.*, 106:10797, 2002.
- [51] J.B. Keller. Corrected Bohr-Sommerfeld quantum conditions for nonseparable system. *Ann. Phys.*, 4:180, 1958.
- [52] H. Ishikawa, C. Nagao, N. Mikami, and R.W. Field. Spectroscopic investigation of the generation of “isomerization” states: Eigenvector analysis of the bend-CP stretch polyad. *J. Chem. Phys.*, 109:492, 1998.
- [53] J. Svitak, Z. Li, J. Rose, and M.E. Kellman. Spectral patterns and dynamic bifurcation analysis of highly excited vibrational spectra. *J. Chem. Phys.*, 102:4340, 1995.
- [54] M.E. Kellman and V. Tyng. Bifurcation effects in coupled Bose-Einstein condensates. *Phys. Rev. A*, 66:013602, 2002.
- [55] J.F. Svitak. Spectral patterns and phase space structure of resonantly coupled molecular vibrations. PhD thesis, University of Oregon, Eugene, Oregon, 1998.

- [56] L. Xiao and M.E. Kellman. Catastrophe map classification of the generalized normal-local transition in Fermi resonance spectra. *J. Chem. Phys.*, 93:5805, 1990.
- [57] Z.-M. Lu and M.E. Kellman. Assigning vibrational spectra of chaotic molecules. *Chem. Phys. Lett.*, 247:195, 1995.
- [58] J. E. Baggott. Normal modes and local modes in H_2X : beyond the x, K relations. *Mol. Phys.*, 65:739, 1988.
- [59] L.V. Vela-Arrevalo and S. Wiggins. Time-frequency analysis of classical trajectories of polyatomic molecules. *Int. J. Bifur. & Chaos*, 11:1359, 2001.
- [60] M.M. Guterman and Z.H. Nitecki. *Differential Equations, a first course*. CBS College Publishing, New York, 1984.
- [61] R. Abraham and J.E. Marsden. *Foundations of Mechanics*, 2nd ed., pages 304–308. Benjamin/Cummings, 1978.
- [62] M. Krupa. Bifurcations of relative equilibria. *SIAM J. Math. Anal.*, 21:1453, 1990.
- [63] G. Gaeta. A splitting lemma for equivariant dynamics. *Lett. Math. Phys.*, 33:313, 1995.
- [64] M. Roberts, C. Wulff, and J.S.W. Lamb. Hamiltonian systems near relative equilibria. *J. Diff. Eqn.*, 179:562, 2002.
- [65] Ch. van Hecke, D.A. Sadovskii, B.I. Zhilinskii, and V. Boudon. Rotational-vibrational relative equilibria and the structure of quantum energy spectrum of the tetrahedral molecule P_4 . *Eur. Phys. J. D*, 17:13, 2001.
- [66] I.N. Kozin, R.M. Roberts, and J. Tennyson. Relative equilibria of D_2H^+ and H_2D^+ . *Molec. Phys.*, 98:295, 2000.
- [67] H.W. Lee. Theory and application of the quantum phase-space distribution functions. *Phys. Rep.*, 259:147, 1995.
- [68] G.A. Voth and R.A. Marcus. Semiclassical theory of Fermi resonance between stretching and bending modes in polyatomic molecules. *J. Chem. Phys.*, 82:4064, 1985.
- [69] M.P. Jacobson, C. Jung, H.S. Taylor, and R.W. Field. State-by-state assignment of the bending spectrum of acetylene at $15,000\text{ cm}^{-1}$: A case study of quantum-classical correspondence. *J. Chem. Phys.*, 111:600, 1999.
- [70] J. Plíva. Molecular constants for the bending modes of acetylene $^{12}C_2H_2$. *J. Molec. Spectr.*, 44:165, 1972.

- [71] E. Abramson, R.W. Field, D. Imre, K.K. Innes, and J.L. Kinsey. Fluorescence and stimulated emission $S_1 - S_0$ spectra of acetylene: Regular and ergodic regions. *J.Chem.Phys.*, 83:453, 1985.
- [72] A.B. McCoy and E.L. Sibert III. The bending dynamics of acetylene. *J. Chem. Phys.*, 105:459, 1996.
- [73] T.A. Holme and R.D. Levine. Theoretical and computational studies of highly vibrationally excited acetylene. *Chem. Phys.*, 131:169, 1989.
- [74] M.P. Jacobson, R.J. Silbey, and R.W. Field. Local mode behavior in the acetylene bending system. *J. Chem. Phys.*, 110:845, 1999.
- [75] J.-M. Champion, S. Oss, and M. Abouti Temsamani. Quantum representations of dynamical systems: new bending modes of acetylene. *Phys. Chem. Comm.*, 3, Article 2, 2000. Online-only journal, Royal Society of Chemistry. URL: http://www.rsc.org/CFmuscat/intermediate_abstract.cfm?FURL=/ej/qu/2000/b001934h/index.htm&TYP=EON (accessed Oct.14, 2003).
- [76] K.K. Lehmann. Harmonically coupled, anharmonic oscillator model for the bending modes of acetylene. *J. Chem. Phys.*, 96:8117, 1992.
- [77] B.C. Smith and J.S. Winn. The overtone dynamics of acetylene above 10,000 cm^{-1} . *J. Chem. Phys.*, 94:4120, 1991.
- [78] R. Prosimiti and S.C. Farantos. Periodic orbits and bifurcation diagrams of acetylene/vinylidene revisited. *J. Chem. Phys.*, 118:8275, 2003.
- [79] J.P. Rose and M.E. Kellman. Bending dynamics from acetylene spectra: Normal, local, and precessional modes. *J. Chem. Phys.*, 105:10743, 1996.
- [80] P. van Ede van der Pals and P. Gaspard. Vibrational time recurrences in a model of acetylene $^{12}\text{C}_2\text{H}_2$. *J. Chem. Phys.*, 110:5619, 1999.
- [81] G. Wu. The influence of the stretch modes on the classical highly excited bend motion with Darling Dennison coupling in acetylene. *Chem. Phys.*, 269:93, 2001.
- [82] H. Hasegawa and K. Someda. Derivative state analysis of intramolecular vibrational energy redistribution of acetylene. *J.Chem. Phys.*, 110:11255, 1999.
- [83] J.P. Rose and M.E. Kellman. The 2345 multimode resonance in acetylene: A bifurcation analysis. *J. Chem. Phys.*, 103:7255, 1995.
- [84] J.P. Rose and M.E. Kellman. Spectral patterns of chaotic acetylene. *J. Phys. Chem. A*, 104:10471, 2000.

- [85] J.H. Kiefer, P.S. Mudipalli, A.F. Wagner, and L. Harding. Importance of hindered rotations in the thermal dissociation of small unsaturated molecules: Classical formulation and application to HCN and HCCH. *J. Chem. Phys.*, 105:8075, 1996.
- [86] M.P. Jacobson, J.P. O'Brien, R.J. Silbey, and R.W. Field. Pure bending dynamics in the acetylene $\tilde{X}^1\Sigma_g^+$ state up to 15,000 cm^{-1} of internal energy. *J. Chem. Phys.*, 109:121, 1998.
- [87] N. Chang, M. Shen, and C. Yu. Extended ab initio studies of the vinylidene acetylene rearrangement. *J. Chem. Phys.*, 106:3237, 1997.
- [88] L. Halonen, M.S. Child, and S. Carter. Potential models and local mode vibrational eigenvalue calculations for acetylene. *Molec. Phys.*, 47:1097, 1982.
- [89] D. Xu, G. Li, D. Xie, and H. Guo. Full-dimensional quantum calculations of vibrational energy levels of acetylene (HCCH) up to 13,000 cm^{-1} . *Chem. Phys. Lett.*, 365:480, 2002.
- [90] S. Zou, J.M. Bowman, and A. Brown. Full-dimensionality quantum calculations of acetylene vinylidene isomerization. *J. Chem. Phys.*, 118:10012, 2003.
- [91] D. Xu, H. Guo, S. Zou, and J.M. Bowman. A scaled ab initio potential energy surface for acetylene and vinylidene. *Chem. Phys. Lett.*, 377:582, 2003.
- [92] M. Abbouti Tamsamani and M. Herman. The vibrational energy levels in acetylene $^{12}\text{C}_2\text{H}_2$: Towards a regular pattern at higher energies. *J. Chem. Phys.*, 102:6371, 1995.
- [93] M.P. Jacobson. Spectroscopic patterns encode unimolecular dynamics. PhD thesis, Massachusetts Institute of Technology, Cambridge, Massachusetts, 1999.
- [94] G. Di Lonardo, L. Fusina, E. Venuti, J.W.C. Johns, M. I. El Idrissi, J. Liévin, and M. Herman. The vibrational energy pattern in acetylene. V. $^{13}\text{C}_2\text{H}_2$. *J. Chem. Phys.*, 111:1008, 1999.
- [95] M. Herman, M.I. El Idrissi, A. Pisarchik, A. Campargue, A.-C. Gaillot, L. Bienner, G. Di Lonardo, and L. Fusina. The vibrational energy levels in acetylene. III. $^{12}\text{C}_2\text{D}_2$. *J. Chem. Phys.*, 108:1377, 1998.
- [96] M. Abbouti Tamsamani and M. Herman. Anharmonic resonances in monodeuteroacetylene ($^{12}\text{C}_2\text{HD}$). *Chem. Phys. Lett.*, 260:253, 1996.
- [97] B.T. Darling and D.M. Dennison. The water vapor molecule. *Phys. Rev.*, 57:128, 1940.

- [98] C. Cohen-Tannoudji, B. Diu, and F. Laloë. Quantum Mechanics, volume 1, pages 727–741. John Wiley and Sons, New York, 1977.
- [99] Mathematica v 4.2, Wolfram Research Inc. URL: <http://www.wolfram.com/> (accessed Oct.14, 2003).
- [100] Bryce 4, Corel Corporation. URL: <http://www.corel.com/> (accessed Oct.14, 2003).
- [101] The content of accompanying CD is also archived on-line at. URL: <http://darkwing.uoregon.edu/~meklab/> (accessed Oct.14, 2003).
- [102] J. Verschelde. Algorithm 795 PHCpack: a general-purpose solver for polynomial systems by homotopy continuation. *ACM Trans. Math. Softw.*, 25:251, 1999. URL: <http://www.math.uic.edu/~jan/> (accessed Oct.14, 2003).
- [103] C. Jung, H.S. Taylor, and M.P. Jacobson. The acetylene bending spectrum at $10,000\text{ cm}^{-1}$: Quantum assignments in the midst of classical chaos. *J. Phys. Chem. A.*, 105:681, 2001.
- [104] G. Contopolous, S.C. Farantos, H. Papadaki, and C. Polymilis. Complex unstable periodic orbits and their manifestation in classical and quantum dynamics. *Phys. Rev. E*, 50:4399, 1994.
- [105] P.A. Patsis and L. Zachilas. Using color and rotation for visualizing four-dimensional Poincaré cross-sections: with applications to the orbital behavior of a three-dimensional Hamiltonian system. *Intl. J. Bifur. & Chaos*, 4:1399, 1994.
- [106] D. Jonas. Spectroscopy of vibrationally hot molecules: hydrogen cyanide and acetylene. PhD thesis, Massachusetts Institute of Technology, Cambridge, Massachusetts, 1992.
- [107] R.L. Hayes, E. Fattal, N. Govind, and E.A. Carter. Long live vinylidene! a new view of the $\text{H}_2\text{C}=\text{C}^-$ - HCCH rearrangement from ab initio molecular dynamics. *J. Am. Chem. Soc.*, 123:641, 2001.
- [108] K.M. Ervin, J. Ho, and W.C. Lineberger. A study of the singlet and triplet states of vinylidene by photoelectron spectroscopy of $\text{H}_2\text{C}=\text{C}^-$, $\text{D}_2\text{C}=\text{C}^-$, and $\text{HDC}=\text{C}^-$. vinylidene acetylene isomerization. *J. Chem. Phys.*, 91:5974, 1989.
- [109] T. Carrington Jr., L.M. Hubbard, H.F. Schaefer III, and W.H. Miller. Vinylidene: Potential energy surface and unimolecular reaction dynamics. *J. Chem. Phys.*, 80:4347, 1984.

- [110] J. Levin, H. Feldman, A. Baer, D. Ben-Hamu, O. Heber, D. Zajfman, and Z. Vager. Study of unimolecular reactions by Coulomb explosion imaging: the nondecaying vinylidene. *Phys. Rev. Lett.*, 81:3347, 1998.
- [111] R. Schork and H. Köppel. Barrier recrossing in the vinylidene-acetylene isomerization reaction: A five-dimensional ab initio quantum dynamical investigation. *J. Chem. Phys.*, 115:7907, 2001.
- [112] H.K. Srivastava, A. Conjusteau, H. Mabuchi, K.K. Lehmann, G. Scoles, M.L. Silva, and R.W. Field. Rovibrational spectroscopy of the $\nu = 6$ manifold in $^{12}\text{C}_2\text{H}_2$ and $^{13}\text{C}_2\text{H}_2$. *J. Chem. Phys.*, 113:7376, 2000.
- [113] A. Tröllsch and F. Temps. Analysis of vibrationally highly excited bound and resonance states of DCO (X^2A') using an effective polyad Hamiltonian. *Z. Phys. Chem. (Oldenbourg)*, 215:207, 2001.
- [114] V. Wong and M. Gruebele. How does vibrational energy flow fill the molecular state space? *J. Phys. Chem. A*, 103:10083, 1999.
- [115] W. Siebrand. Recurrence and irreversibility in radiationless transitions. *Chem. Phys. Lett.*, 14:23, 1972.
- [116] Z. Duan. Spectroscopic Study of the acetylene species. PhD thesis, Massachusetts Institute of Technology, Cambridge, Massachusetts, 2003.
- [117] M.I. El Idrissi, J. Liévin, A. Campargue, and M. Herman. The vibrational energy pattern in acetylene (IV): Updated global vibration constants for $^{12}\text{C}_2\text{H}_2$. *J. Chem. Phys.*, 110:2074, 1999.
- [118] K. Hoshina, A. Iwasaki, K. Yamanouchi, M.P. Jacobson, and R.W. Field. The infrared-ultraviolet dispersed fluorescence spectrum of acetylene: New classes of bright states. *J. Chem. Phys.*, 114:7424, 2001.
- [119] M.E. Kellman, J.P. Rose, and V. Tyng. Spectral patterns and ultrafast dynamics in planar acetylene. *Eur. Phys. J. D.*, 14:225, 2001.
- [120] R. Prosimiti and S.C. Farantos. Periodic orbits, bifurcation diagrams and the spectroscopy of C_2H_2 system. *J. Chem. Phys.*, 103:3299, 1995.
- [121] M.S. Child and R.T. Lawton. Local and normal vibrational states: a harmonically coupled anharmonic-oscillator model. *Far. Disc. Chem. Soc.*, 71:273, 1981.
- [122] G.J. Scherer, K.K. Lehmann, and W. Klemperer. The high-resolution visible overtone spectrum of acetylene. *J. Chem. Phys.*, 78:2817, 1983.

- [123] B.V. Chirikov. A universal instability of many-dimensional oscillator systems. *Phys. Rep.*, 52:263, 1979.
- [124] D.W. Oxtoby and S.A. Rice. Nonlinear resonance and stochasticity in intramolecular energy exchange. *J. Chem. Phys.*, 65:1676, 1976.
- [125] W.F. Polik and J. Ruud van Ommen. The multiresonance hamiltonian model and polyad quantum numbers for highly excited vibrational states. *ACS Symposium Series*, Chapter 4, 678, 1997. American Chemical Society.
- [126] X.-G. Wang and E.L. Sibert III. A nine-dimensional perturbative treatment of the vibrations of methane and its isotopomers. *J. Chem. Phys.*, 111:4510, 1999.
- [127] K. Moritsugu, O. Miyashita, and A. Kidera. Temperature dependence of vibrational energy transfer in a protein molecule. *J. Phys. Chem. B*, 107:3309, 2003.
- [128] M.P. Jacobson and M.S. Child. Spectroscopic signatures of bond-breaking internal rotation. I. Saddle point induced polyad breakdown. *J. Chem. Phys.*, 114:250, 2001.
- [129] M.P. Jacobson and M.S. Child. Spectroscopic signatures of bond-breaking internal rotation. II. Rotation-vibration level structure and quantum monodromy in HCP. *J. Chem. Phys.*, 114:262, 2001.
- [130] T. Ma and S. Wang. A generalized Poincaré-Hopf index formula and its applications to 2-D incompressible flows. *Nonlinear Analysis: Real World Applications*, 2:467, 2002.
- [131] L. Michel and B.I. Zhilinskii. Symmetry, invariants, topology. I. symmetry, invariants, topology. basic tools. *Phys. Rep.*, 341:11, 2001.
- [132] L. Grondin, D.A. Sadovskii, and B.I. Zhilinskii. Monodromy as topological obstruction to global action-angle variables in systems with coupled angular momenta and rearrangement of bands in quantum spectra. *Phys. Rev. A*, 65:012105, 2001.