

Stochastic ‘fuzzy confinement’ of intrinsic localised modes

Matthias Meister*

Dpto. Física de la Materia Condensada, Facultad de Ciencias, and
Instituto de Biocomputación y Física de Sistemas Complejos,
Universidad de Zaragoza, 50009 Zaragoza, Spain

L. Vázquez

Dpto. Matemática Aplicada, Facultad de Informática,
Universidad Complutense de Madrid, 28040 Madrid, Spain, and
Centro de Astrobiología (CSIC-INTA),
28850 Torrejón de Ardoz, Spain

October 31, 2018

Abstract

The long time diffusive behaviour of intrinsic localised modes (discrete breathers) in the discrete damped-driven sine-Gordon chain under Gaussian white noise (to simulate temperature) is studied. We present a theoretical model for an approximate description of the diffusion, derive an expression for the diffusion constant and compare with results from simulations. It turns out that an increase of the temperature inhibits the diffusive motion in such a way that the breather, propagating with a well-defined velocity in the noise-free case, is, with increasing probability, confined to a finite region of the system. As all physical processes in the real world occur at temperatures $T > 0$, these results also have a bearing on the experimental detection of mobile breathers, e.g. in parallel arrays of Josephson junctions.

Intrinsic localised modes (ILMs) are localised excitations that can exist even in perfectly homogeneous discrete nonlinear systems due to an interplay of discreteness and nonlinearity. These modes, also referred to as discrete breathers (DBs), have received much attention over the past 10-15 years. At least in part this is due to the fact that little is needed for their existence, as shown by existence proofs [1–3] for this type of localised excitation. Therefore DBs are rather generic and can occur for example in magnetic lattices [4, 5], nonlinear optical waveguide systems [6, 7], Josephson junction arrays [8, 9] or nonlinear oscillator networks, e.g. [10, 11]: thus DBs are of broad interest. More extensive references to the literature, covering both theoretical and experimental aspects, can be found in the cited publications. We study the discrete sine-Gordon equation under damping and driving,

$$\frac{d^2 u_n}{dt^2} = -\frac{1}{2\pi} \sin(2\pi u_n) - \alpha \frac{du_n}{dt} + F \sin(\omega_0 t) + C(u_{n+1} + u_{n-1} - 2u_n) + \sigma \xi_n \quad (1)$$

which is already written in terms of dimensionless quantities. This model describes a chain of pendula in a homogeneous gravitational field, neighbouring pendula being harmonically coupled. Here u_n is the angle of deviation from the equilibrium position in units of 2π , α measures the strength of the damping, $F \sin(\omega_0 t)$ is a harmonic external driving, C gives the strength of the coupling between nearest-neighbour sites and the ξ_n are Gaussian white noise terms of vanishing mean and $\langle \xi_n(t) \xi_m(t') \rangle = \delta_{mn} \delta(t - t')$, σ scaling the strength of the noise. The noise represents thermal fluctuations, the relation between σ and the temperature T given by $\sigma^2 = 2\alpha k_B T$. A more appropriate treatment of the white noise could be achieved in terms of increments of Wiener processes [12], which also would avoid the δ -singularity in its correlation. We do, however, not use the formalism of stochastic differential equations in this article, therefore we do not deem it necessary to introduce these expressions here. Equation (1) can for instance also model a parallel array of Josephson junctions [9], in which case u_n is the phase difference between the two superconductors in the n -th junction, given in units of 2π and the driving force corresponds to a bias current. In [10, 11] mobile intrinsic localised modes have been found to exist in model (1) (without

*email: matthias@unizar.es

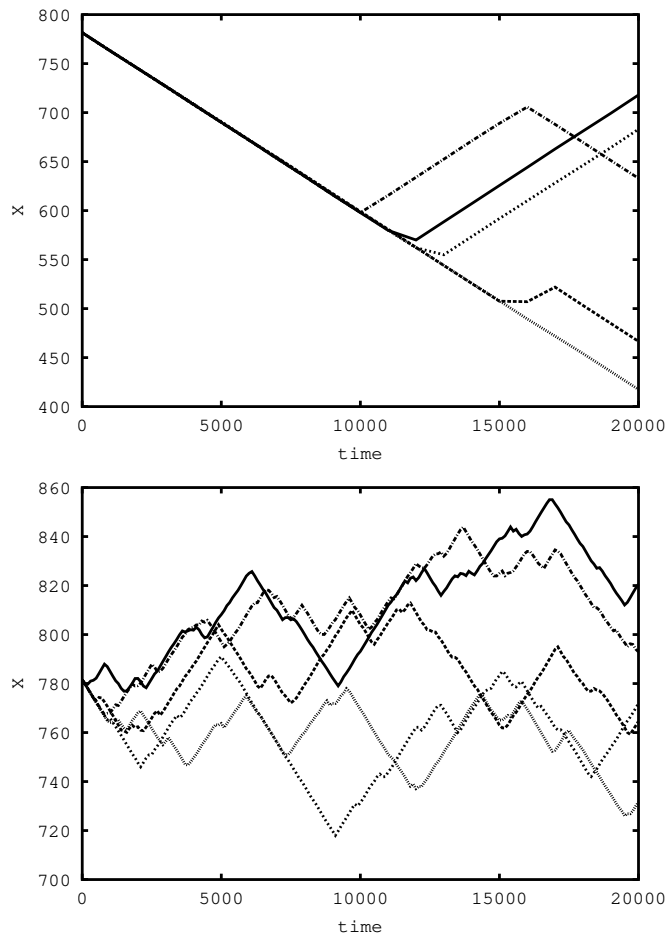


Figure 1: The position X of a discrete breather as a function of time for several realisations of the noise. Top: $\sigma = 5 \cdot 10^{-5}$, corresponding to $k_B T = 6.25 \cdot 10^{-8}$, bottom: $\sigma = 11 \cdot 10^{-5}$, corresponding to $k_B T = 3.025 \cdot 10^{-7}$. Clearly an increase of the temperature increases the number of velocity flips.

the noise term) as attractors of the dynamics in certain regions of parameter space. Correspondingly, the velocity of the mobile ILMs depends on the system parameters (C , α , ω , F), but, after a transient, not on the precise initial conditions. At some values of the parameters more than one basin of attraction exists, each corresponding to a different value of the velocity. In all cases there is a degeneracy of the model due to symmetry, as for a given velocity v there are always basins of attraction corresponding to $+v$ and $-v$. The diffusive behaviour of the localised excitation under the influence of the white noise $\sigma\xi$ can be described, as we will show in this article, by a hopping of the system between these two degenerate basins of attraction. At the parameter values we are using in the simulations for this article, $\alpha = 0.02$, $F = 0.02$, $\omega_0 = 0.2\pi$, $C = 0.890$ (a choice which to our knowledge is generic within the parameter regime where mobile ILMs exist), there are known three different basins of attraction with different (absolute) values of the velocities. We solve equation (1) numerically using the Heun-algorithm, with a time step $\Delta t = 0.01$, which corresponds to $0.001 \times 2\pi/\omega_0$. It turns out in simulations that transitions between basins corresponding to different velocities do not play a role in the process, so we focus only on one value of the velocity, in our case $v \approx 0.0186$.

A noise induced flip of the velocity, i.e. a transition from one attracting configuration to a different one, involves a probably complex dynamical reconfiguration of the system. Unable at present to exactly describe this process, we aim at approximately capturing the main features of the transition in terms of a simple model. We assume that for fixed parameters there is a constant probability Θ per unit time for a transition to be excited. At least in the ranges of parameter space we have explored numerically, we have found the plausible result that the transition probability increases with the noise strength (temperature), see figure 1. For the sake of completeness we add here the comment that breathers also can be destroyed or created by thermal fluctuations, or form out of generic energy distributions in a system; in the temperature range and on the time scales we have used here, such processes have not been observed, and therefore

will not play a role in this work. Related discussions can be found for instance in [13, 14]. We have to take into account that the reconfiguration accompanying a velocity flip is not an instantaneous process. Rather than considering details of this process we introduce a time scale τ_A , which can be considered the (average) duration of the reconfiguration. We model the transition process in the following way: With probability Θ per time unit a transition is initiated. If this occurs, in our simplified description the velocity of the ILM immediately assumes the value 0 and the breather remains immobile for a time span τ_A ; this drop of the velocity to $v = 0$ suggested itself as the most tractable approximation to the behaviour of v in a transition that flips the sign of the velocity. After the delay τ_A the velocity assumes the value opposite to its initial value. As during the ‘waiting time’ τ_A the system is already involved in reconfiguration, we do not allow any further jumps to be initiated during the waiting time. If therefore a jump has been initiated at time t_i the probability for *no further jump* to occur at least up to time t is

$$1 - H(t - t_i - \tau_A) + H(t - t_i - \tau_A) \exp[-\Theta(t - t_i - \tau_A)] \quad (2)$$

where H is Heaviside’s step function. The probabilities for n jumps in time t can also be derived and enter in the calculation of the expectation values and variances of the position, which involve rather tedious algebra and can be found in [15]. Here we are only interested in the long time behaviour, which can be obtained in a much simpler way. Long time in this context means observation times $t \gg \frac{1}{\Theta}$, the latter being the mean time before a jump of the velocity once the delay period τ_A has passed; note that for the parameter values we have been looking at our numerical results have shown that $\tau_A < \Theta^{-1}$. Thus we will be considering the case of stochastic trajectories with many jumps in the observation time t . Suppose that a jump has been initiated at $t = 0$ and a second jump will be initiated at some time $\tau_A < t' < t$. Then the mean distance the ILM travels between the jumps is

$$\langle \Delta X \rangle = v\Theta \int_{\tau_A}^t (t' - \tau_A) e^{-\Theta(t' - \tau_A)} dt' \approx \frac{v}{\Theta} \quad (3)$$

Here we have taken into account that the velocity is zero and jumps are forbidden for the time interval τ_A after the jump at $t = 0$; also we have made use of the long time condition $t \gg \Theta^{-1}$ to obtain the approximate equality. Furthermore we find

$$\langle \Delta X^2 \rangle = v^2\Theta \int_{\tau_A}^t (t' - \tau_A)^2 e^{-\Theta(t' - \tau_A)} dt' \approx 2\frac{v^2}{\Theta^2} \quad (4)$$

so that we get

$$\text{Var}(\Delta X) \approx \frac{v^2}{\Theta^2} \quad (5)$$

Introducing the parity $\pi(n)$ of a natural number n , i.e. $\pi(n) = +1$ if n is even and $\pi(n) = -1$ if n is odd, we can write for the distance travelled after N jumps:

$$X_N = - \sum_{i=1}^N \pi(i) \Delta X_i \quad (6)$$

where ΔX_i is the length of the i -th segment of the path of the discrete breather, i.e. the segment terminated by the i -th jump. In (6) we obviously start with an ILM of positive velocity. We straightforwardly obtain

$$\langle X_N \rangle = \frac{1 - \pi(N)}{2} \frac{v}{\Theta} \quad (7)$$

and

$$\text{Var}(X_N) = \left[N - \frac{1 - \pi(N)}{2} \right] \frac{v^2}{\Theta^2} \quad (8)$$

We are more interested in the dependence of the mean value and variance on time than on the number of jumps. The mean number of jumps after time t is

$$\langle N \rangle = \frac{t}{\tau_A + \frac{1}{\Theta}} \quad (9)$$

because the average time between subsequent jumps is the sum of the waiting time τ_A and the mean time Θ^{-1} the system stays in one attractor after the passage of the waiting time. As we consider the

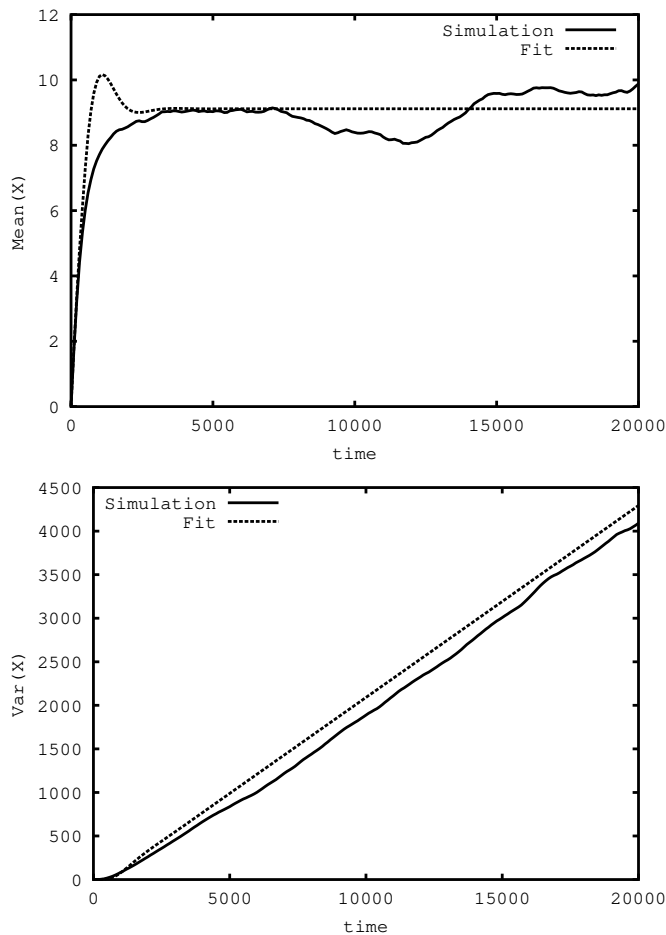


Figure 2: Comparison of the predictions of the model with simulations. Top: mean value of the position, bottom: variance; the simulation results are averages over 2000 realisations of the noise ($\sigma = 12 \cdot 10^{-5}$, corresponding to $k_B T = 3.6 \cdot 10^{-7}$), starting from one and the same initial configuration. The fitted lines correspond to predictions from the full model, the parameters $\Theta = 1.019 \cdot 10^{-3}$ and $\tau_A = 527.57$ were derived from the behaviour of the numerical results over the final 10000 time units and equations (10) and (11). See main text for details. The overshooting of the theoretical result for the mean value of the position is due to the crudeness of the model, as discussed further in the text.

long time limit, we have $\langle N \rangle \gg 1$, and therefore the relative weight of trajectories with an even number of jumps and those with an odd number of jumps will be approximately equal. In this way we arrive at the following results:

$$\langle X(t) \rangle = \frac{v}{2\Theta} \quad (10)$$

and

$$\text{Var}[X(t)] = \left[\frac{t}{\tau_A + \frac{1}{\Theta}} - \frac{1}{2} \right] \frac{v^2}{\Theta^2} \quad (11)$$

the latter giving a diffusion constant $D = v^2 / [\Theta^2(\tau_A + \Theta^{-1})]$. The nonvanishing mean in (10) is due to the asymmetry introduced by the choice of the initial condition in (6). When the average numbers of realisations in the positive and negative velocity attractors have equilibrated, the mean position does not change any more. In figure 2 these results are compared with simulations. The numerical results for the mean value and the variance of the position have been obtained as averages over 2000 realisations. Of course there still occur fluctuations in these numerical averages. In order to obtain a definitive value for the mean of the position to be used in (10) we average the numerically obtained mean value over the final 10000 time units (which can be considered to be in the ‘long time regime’) and use this averaged value in equation (10) to calculate Θ . Likewise, the mean slope of the numerically obtained variance over the final 10000 time units and the calculated value of Θ are introduced in equation (11) to obtain τ_A . The two parameters are then used in the full model [15] to generate a prediction for the mean and

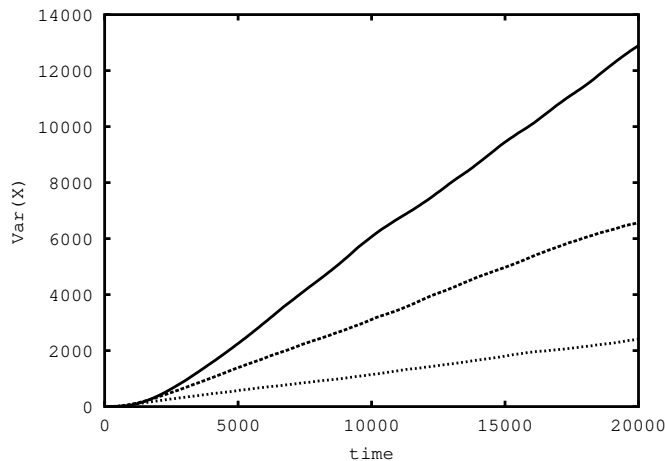


Figure 3: The variance of the position of an ILM as a function of time for three different values of the noise strength (results from simulations, averages over 2000 realisations). From top to bottom the lines correspond to: $\sigma = 8 \cdot 10^{-5}, k_B T = 1.6 \cdot 10^{-7}$; $\sigma = 1 \cdot 10^{-4}, k_B T = 2.5 \cdot 10^{-7}$; $\sigma = 1.5 \cdot 10^{-4}, k_B T = 5.625 \cdot 10^{-7}$. In the long time regime we observe a decrease of the slope of the variance with increasing temperature (noise strength).

the variance of the position. For the mean value we see from figure 2 that there is a distinct deviation between the numerical and analytical results in the transition range between short time and long time behaviour. This deviation occurs because of the crudeness of our model and would disappear if the details of the reconfiguration during a velocity flip were taken into account more fully. Numerical results show that this overshooting increases, if the ratio τ_A/Θ^{-1} increases, i.e. if the time the configuration spends in transition increases relative to the time the system is in one of the attracting states. This can easily be understood: Our model does not take into account the details of the transitions between the attractors, so here the description is only approximate. Consequently, if the system spends more time in transition, our description gets less accurate. A closer look at the transition region reveals that the observed deviation is also responsible for the shift between the numerical result and the prediction for the variance in the long time regime. The slope of the variance in the long time regime is well reproduced by the full model, as is the long time behaviour of the mean value.

We see from equation (11) that an increase in the temperature (meaning also an increase in Θ) reduces the slope of the variance as a function of time, which has been observed in simulations as well, see figure 3. Furthermore this result is also plausible, because an increase in Θ implies an increase in the mean number of jumps that occur along a trajectory within a given time. Thus the distance a breather can travel away from its average position before the next flip of the velocity is reduced. In average for high Θ , the ILM is therefore confined to a small region of the system, where it is erratically moving back and forth. Of course, this confinement is not strict, but an issue of probabilities. With increasing time the probability that an ILM exits from a fixed part of the chain grows, but the higher the temperature the slower this growth is. We would like to point out that small noise is sufficient to effect this behaviour; all noise strengths σ for which we have shown results in this article are below one percent of the driving amplitude F . This said, it may look as if by reducing the noise strength σ to arbitrarily low values the slope of the variance of X , as appearing for example in figure 3, could be increased without limit. We have not observed this, instead we found behaviour like in figure 4. However, our observation times necessarily have been of limited extension, whereas our results here apply to the long time case, i.e. a large average number of jumps should occur within the observation time. By reducing σ the transition probability between the attracting configurations of the system becomes smaller and smaller and we reach the point where, on average, only a few velocity flips occur within the limited observation time. In this case the long time condition is violated, and our results no longer apply. What would happen if we were to increase the observation time (and necessarily also the number of realisations) by several orders of magnitude, while lowering the noise strength to significantly smaller values than the ones we have used, is a question we deem unsuitable for our computational resources. Will there eventually appear a long time behaviour as for higher noise values or will discreteness effects like in figure 4 dominate the dynamics?

In summary we have shown that the presence even of small thermal noise can change the behaviour of a mobile intrinsic localised mode in the damped-driven sine-Gordon chain from deterministic translation

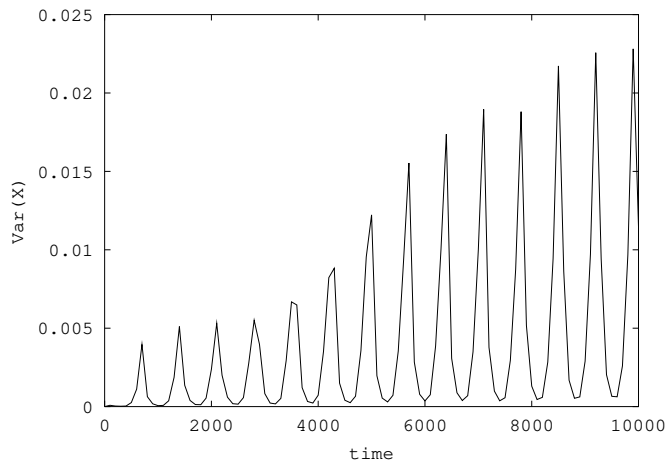


Figure 4: The variance of the position of an ILM at $\sigma = 10^{-5}$ ($k_B T = 2.5 \cdot 10^{-9}$) obtained from averaging over 100 realisations. In these realisations not a single jump occurred. The distance between the peaks does *not* correspond to the time the breather needs to travel between neighbouring lattice sites (this is about 50 time units). Nonetheless the peaks are most probably a discreteness effect: As the breather is travelling along the system, it experiences a Peierls-Nabarro like potential, which, due to the internal dynamics of the breather, does not only depend on position, but on time, too. This time-dependent potential can amplify the effects of noise, increasing a noise-induced position difference between ILMs of different realisations by driving them into different adjacent cells. This should happen when the breathers cross borders between lattice cells and at the same time pass through an adequate internal configuration. A temporary increase of the variance should be observed. Once the retarded breather crosses into the cell of the advanced one, the PN potential may drive the retarded ILM towards the advanced, reducing now their positional separation it increased before.

with a well defined velocity to propagation determined by random flips of the sign of the velocity. With increasing temperature the number of flips increases and the mode is stochastically confined to a part of the system of decreasing size. These results clearly have to be taken into account in any experiments that aim at the detection of propagating ILMs in a system which can be described by the damped-driven sine-Gordon model, like for instance a parallel array of Josephson junctions under an ac bias current. As our description of the diffusion and qualitatively also the observed phenomenon itself depend only on the existence of attracting configurations corresponding to propagation velocities $+v, -v$ of a localised mode, we expect analogous behaviour of propagating discrete breathers in other systems which show these characteristics.

MM and LV acknowledge support from the European Commission within the Research Training Network (RTN) LOCNET, contract HPRN-CT-1999-00163. LV also was partially supported by the Ministry of Science and Technology of Spain through grant BFM2002-02359.

References

- [1] R.S. MacKay and S. Aubry, *Nonlinearity* **7**, 1623 (1994)
- [2] S. Aubry, *Physica D* **103**, 201 (1997)
- [3] J.-A. Sepulchre and R.S. MacKay, *Nonlinearity* **10**, 679 (1997)
- [4] U.T. Schwarz, L.Q. English, and A.J. Sievers, *Phys. Rev. Lett.* **83** 223 (1999)
- [5] J.M. Khalack, Y. Zolotaryuk, and P.L. Christiansen, *Chaos* **13**, 683 (2003)
- [6] T. Pertsch, U. Peschel, and F. Lederer, *Chaos* **13**, 744 (2003)
- [7] A.R. McGurn, *Chaos* **13**, 754 (2003)
- [8] A. Ustinov, *Chaos* **13**, 716 (2003)

- [9] J.J. Mazo and T.P. Orlando, Chaos **13** 733 (2003)
- [10] J.L. Marín, F. Falo, P.J. Martínez, and L.M. Floría L. M., Phys. Rev. E **63**, 066603 (2001)
- [11] P.J. Martínez, M. Meister, L.M. Floría, and F. Falo F., Chaos **13** 610 (2003)
- [12] C.W. Gardiner, *Handbook of Stochastic Methods*, 2nd edn. (Springer, Berlin, 1985)
- [13] M. Peyrard, Physica D **119** 184 (1998)
- [14] M. Peyrard and J. Farago, Physica A **288** 199 (2000)
- [15] M. Meister and L. Vázquez, J. Phys. A: Math. Gen. **36**, 11779 (2003)