

The three-leptons signature from resonant sneutrino production at the LHC

G. Moreau¹, E. Perez², G. Polesello³

1:Service de Physique Théorique

CEA-Saclay, F91191, Gif-sur-Yvette, Cedex France

2:Service de Physique des Particules, DAPNIA

CEA-Saclay, F91191, Gif-sur-Yvette, Cedex France

3:INFN, Sezione di Pavia, Via Bassi 6, Pavia, Italy

November 2, 2018

Abstract

The resonant production of sneutrinos at the LHC via the R-parity violating couplings $\lambda'_{ijk} L_i Q_j D_k^c$ is studied through its three-leptons signature. A detailed particle level study of signal and background is performed using a fast simulation of the ATLAS detector. Through the full reconstruction of the cascade decay, a model-independent and precise measurement of the masses of the involved sparticles can be performed. Besides, this signature can be detected in a large part of the SUSY parameter space and for wide ranges of values of several λ'_{ijk} coupling constants.

1 Introduction

In extensions of the Minimal Supersymmetric Standard Model (MSSM) where the so-called R-parity symmetry is violated, the superpotential contains some additional trilinear couplings which offer the opportunity to singly produce supersymmetric (SUSY) particles as resonances. The analysis of resonant SUSY particle production allows an easier determination of these R-parity violating (\mathcal{R}_p) couplings than the displaced vertex analysis for the Lightest Supersymmetric Particle (LSP) decay, which is difficult experimentally especially at hadronic colliders.

In this paper, we study the sensitivity provided by the ATLAS detector at the LHC on singly produced charginos via the λ'_{211} coupling, the main contribution coming from the resonant process $pp \rightarrow \tilde{\nu}_\mu \rightarrow \tilde{\chi}_1^\pm \mu^\mp$. At hadron colliders, due to the continuous energy distribution of the colliding partons, the resonance can be probed over a wide mass range. We have chosen to concentrate

on $\lambda'_{ijk} L_i Q_j D_k^c$ interactions since $\lambda''_{ijk} U_i^c D_j^c D_k^c$ couplings lead to multijet final states with large QCD background. Besides, we focus on λ'_{211} since it corresponds to first generation quarks for the colliding partons and it is not severely constrained by low energy experiments: $\lambda'_{211} < 0.09$ (for $\tilde{m} = 100$ GeV) [1]. We consider the cascade decay leading to the three-leptons signature, namely $\tilde{\chi}_1^\pm \rightarrow \tilde{\chi}_1^0 l_p^\pm \nu_p$ (with $l_p = e, \mu$), $\tilde{\chi}_1^0 \rightarrow \mu u \bar{d}, \bar{\mu} \bar{u} d$. The main motivation lies in the low Standard Model background for this three-leptons final state. The considered branching ratios are typically of order $B(\tilde{\chi}_1^\pm \rightarrow \tilde{\chi}_1^0 l_p^\pm \nu_p) \approx 22\%$ (for $m_{\tilde{l}}, m_{\tilde{q}}, m_{\tilde{\chi}_2^0} > m_{\tilde{\chi}_1^\pm}$) and $B(\tilde{\chi}_1^0 \rightarrow \mu u \bar{d}) \sim 40\% - \sim 70\%$.

2 Mass reconstruction

The clean final state, with only two hadronic jets, three leptons and a neutrino allows the reconstruction of the $\tilde{\nu}$ decay chain and the measurement of the $\tilde{\chi}_1^0$, $\tilde{\chi}_1^\pm$ and $\tilde{\nu}_\mu$ masses. We perform the full analysis for the following point of the MSSM: $M_1 = 75$ GeV, $M_2 = 150$ GeV, $\mu = -200$ GeV, $\tan \beta = 1.5$, $A_t = A_b = A_\tau = 0$, $m_{\tilde{f}} = 300$ GeV and for $\lambda'_{211} = 0.09$. For this set of MSSM parameters, the mass spectrum is: $m_{\tilde{\chi}_1^0} = 79.9$ GeV, $m_{\tilde{\chi}_1^\pm} = 162.3$ GeV and the total cross-section for the three-leptons production is 3.1 pb, corresponding to ~ 100000 events for the standard integrated luminosity of 30 fb^{-1} expected within the first three years of LHC data taking.

The single chargino production has been calculated analytically and implemented in a version of the SUSYGEN MonteCarlo [2] modified to include the generation of pp processes. The generated signal events were processed through the program ATLFAST [3], a parameterised simulation of the ATLAS detector response.

First, we impose the following loose selection cuts in order to select the considered final state and to reduce the Standard Model (SM) background (see Section 3.1): (a) Exactly three isolated leptons with $p_T^1 > 20$ GeV, $p_T^{2,3} > 10$ GeV and $|\eta| < 2.5$, (b) At least two of the three leptons must be muons, (c) Exactly two jets with $p_T > 15$ GeV, (d) The invariant mass of any $\mu^+ \mu^-$ pair must lie outside ± 6.5 GeV of the Z mass.

The three leptons come in the following flavour-sign configurations (+ charge conjugates): (1) $\mu^- e^+ \mu^+$ (2) $\mu^- e^+ \mu^-$ (3) $\mu^- \mu^+ \mu^+$ (4) $\mu^- \mu^+ \mu^-$, where the first lepton comes from the $\tilde{\nu}_\mu$, the second one from the W and the third one from the $\tilde{\chi}_1^0$ decay. As a starting point for the analysis, we focus on configuration (1) where the muon produced in the $\tilde{\chi}_1^0$ decay is unambiguously identified as the one with the same sign as the electron. The distribution of the μ -jet-jet invariant mass exhibits a clear peak over a combinatorial background, shown on the left side of Figure 1. After combinatorial background subtraction (right of Figure 1) an approximately gaussian peak is left, from which the $\tilde{\chi}_1^0$ mass can be measured with a statistical error of ~ 100 MeV. The combinatorial background is due to events where one jet from $\tilde{\chi}_1^0$ decay is lost and a jet from initial state

radiation is used in the combination, and its importance is reduced for heavier sneutrinos or neutralinos. Once the position of the $\tilde{\chi}_1^0$ mass peak is known, the reconstructed $\tilde{\chi}_1^0$ statistics can be increased by also considering signatures (2), (3) and (4), and by choosing as the $\tilde{\chi}_1^0$ candidate the muon-jet-jet combination which gives invariant mass nearest to the peak measured previously using events sample (1). For further reconstruction, we define as $\tilde{\chi}_1^0$ candidates the μ -jet-jet combinations with an invariant mass within 12 GeV of the measured $\tilde{\chi}_1^0$ peak, yielding a total statistics of 6750 events for signatures (1) to (4) for an integrated luminosity of 30 fb^{-1} .

For $\tilde{\chi}_1^\pm$ reconstruction we consider only configurations (1) and (2), for which the charged lepton from W decay is unambiguously identified as the electron. The longitudinal momentum of the neutrino from the W decay is calculated from the missing transverse momentum of the event (p_T^{miss}) and by constraining the electron-neutrino invariant mass to the W mass. The resulting neutrino longitudinal momentum has a twofold ambiguity. We therefore build the invariant $W - \tilde{\chi}_1^0$ mass candidate using both solutions for the W boson momentum. The observed peak, represented on the left side of Figure 2, can be fitted with a gaussian shape with a width of ~ 6 GeV. Only the solution yielding the $\tilde{\chi}_1^\pm$ mass nearer to the measured mass peak is retained, and the $\tilde{\chi}_1^\pm$ candidates are defined as the combinations with an invariant mass within 15 GeV of the peak, corresponding to a statistics of 2700 events.

Finally, the sneutrino mass is reconstructed by taking the invariant mass of the $\tilde{\chi}_1^\pm$ candidate and the leftover muon (Figure 2, right). The $\tilde{\nu}$ mass peak has a width of ~ 10 GeV and 2550 events are counted within 25 GeV of the measured peak.

3 Analysis reach

3.1 Standard Model background

We consider the following SM processes for the evaluation of the background to the three-leptons signature: (1) $\bar{t}t$ production, followed by $t \rightarrow Wb$, where the two W and one of the b quarks decay leptonically, (2) WZ production, where both bosons decay leptonically, (3) Wt production, (4) Wbb production, (5) Zb production. These backgrounds were generated with the PYTHIA Monte Carlo [4], and the ONETOP parton level generator [5], and passed through the ATLFEST package [3].

We apply to the background events the loose selection cuts described in Section 2, and in addition we reject the three same-sign muons configurations which are never generated by our signal. The background to the sneutrino decay signal is calculated by considering the events with a μ -jet-jet invariant mass in an interval of ± 15 GeV around the $\tilde{\chi}_1^0$ peak measured for the signal. In order to optimise the signal to background ratio only events containing three muons

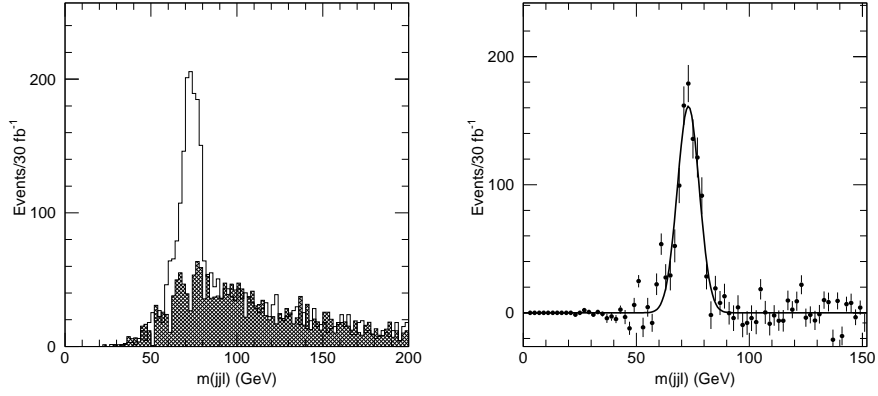


Figure 1: μ -jet-jet invariant mass for events in configuration (1) (see text) before (left) and after (right) background subtraction.

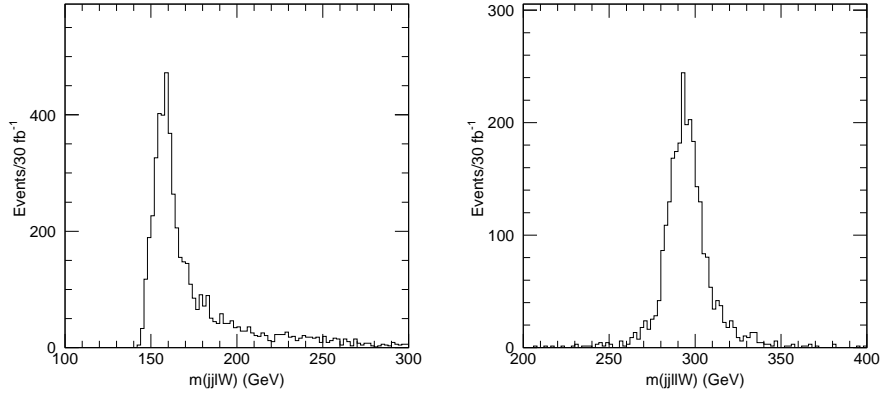


Figure 2: Left: Invariant mass of the W with the $\tilde{\chi}_1^0$ candidate. Right: Invariant mass of the third lepton in the event with the $\tilde{\chi}_1^0$ candidate.

(configurations (3) and (4)), which are less likely in the Standard Model, are considered. In each event two combinations, corresponding to the two same-sign muons, can be used for the $\tilde{\chi}_1^0$ reconstruction. Both configurations are used when counting the number of events in the peak. In most cases, however, the difference in mass between the two combinations is such that they do not appear in the same peak region.

3.2 Supersymmetric background

The pair production of SUSY particles through standard R_p -conserving processes represents another source of background. A study based on the HERWIG 6.0 MonteCarlo [6] has shown that all the SUSY events surviving the cuts described in Section 3.1 are mainly from $pp \rightarrow \tilde{\chi} + X$ reactions ($\tilde{\chi}$ being either a chargino or a neutralino and X any other SUSY particle), and that the SUSY background decreases as the $\tilde{\chi}^\pm$ and $\tilde{\chi}^0$ masses increase. This behaviour is due to the combination of two effects: the $\tilde{\chi} + X$ production cross-section decreases with increasing $\tilde{\chi}$ mass, and the probability of losing two of the four jets from the decays of the two $\tilde{\chi}_1^0$ in the event becomes smaller as the $\tilde{\chi}^\pm$ and $\tilde{\chi}_1^0$ masses increase. The SUSY background is only significant for $\tilde{\chi}_1^\pm$ masses lower than 200 GeV.

Besides, it can be assumed that the $\tilde{\chi}_1^0$ mass will be derived from inclusive $\tilde{\chi}_1^0$ reconstruction in SUSY pair production as shown in [8] and [9]. Hence, even in the cases where a significant $\tilde{\chi}_1^0$ peak can not be observed above the SUSY background, we can proceed to the further steps in the kinematic reconstruction. The strong kinematic constraint obtained by requiring both the correct $\tilde{\chi}_1^0$ mass and a peak structure in the $\tilde{\chi}_1^0 - W$ invariant mass will then allow to separate the single sneutrino production from other SUSY processes.

Therefore, only the Standard Model background is considered in the evaluation of the analysis reach presented below.

3.3 Reach in the mSUGRA parameter space

In Figure 3, we show the regions of the $m_0 - m_{1/2}$ plane where the signal significance exceeds 5σ ($\frac{S}{\sqrt{B}} > 5$ with $S = Signal$ and $B = SM Background$) after the set of cuts described in Section 3.1 has been applied, within the mSUGRA model. The full mass reconstruction analysis of Section 2 is possible only above the dashed line parallel to the m_0 axis. Below this line the decay $\tilde{\chi}_1^\pm \rightarrow \tilde{\chi}_1^0 W^\pm$ is kinematically closed, and the W mass constraint can not be applied to reconstruct the neutrino longitudinal momentum.

The basic feature in Figure 3 is a decrease of the sensitivity on λ'_{211} as m_0 increases. This is due to a decrease of the partonic luminosity as $m_{\tilde{\nu}}$ increases. The sensitivity on λ'_{211} is also observed to decrease as $m_{\tilde{\chi}_1^\pm}$ approaches $m_{\tilde{\nu}}$. There are two reasons. First, in this region the phase space factor of the decay $\tilde{\nu} \rightarrow \tilde{\chi}_1^\pm \mu^\mp$ following the resonant sneutrino production is suppressed, thus

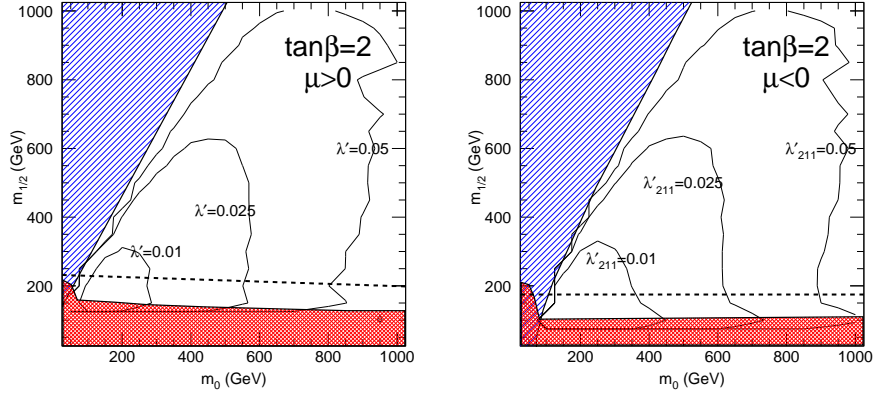


Figure 3: 5σ reach in the $m_0 - m_{1/2}$ plane for $A_0 = 0$, $\tan\beta = 2$, $\mu < 0$ (left) and $\mu > 0$ (right) and three different choices of the λ'_{211} coupling, with an integrated luminosity of 30 fb^{-1} at the LHC. A signal of at least ten events is required. The hatched region at the upper left corresponds to $m_{\tilde{\nu}} < m_{\tilde{\chi}_1^\pm}$. The cross-hatched region for low $m_{1/2}$ gives the kinematical limit for the discovery of $\tilde{\chi}_1^\pm$ or \tilde{l} by LEP running at $\sqrt{s} = 196 \text{ GeV}$ [7]. The dotted line shows the region below which the $\tilde{\chi}_1^\pm$ decays to a virtual W .

reducing the branching fraction. Secondly, as the $\tilde{\nu}_\mu$ and the $\tilde{\chi}_1^\pm$ become nearly degenerate the muon from the decay becomes on average softer, and its p_T can fall below the analysis requirements. In the region $m_{\tilde{\chi}_1^\pm} > m_{\tilde{\nu}}$, shown as a hatched region in the upper left of the plots, the resonant sneutrino production contribution vanishes and there is essentially no sensitivity to λ'_{211} . Finally, the sensitivity vanishes for low values of $m_{1/2}$. This region, below the LEP 200 kinematic limit for $\tilde{\chi}_1^\pm$ detection, corresponds to low values of the $\tilde{\chi}_1^0$ mass. In this situation the two jets from the $\tilde{\chi}_1^0$ decay are soft, and one of them is often below the transverse momentum requirement, or they are reconstructed as a single jet.

For high $\tan\beta$, the three-lepton signature is still present, but it may be produced through the decay chain $\tilde{\chi}_1^\pm \rightarrow \tilde{\tau}_1 \nu_\tau$, followed by $\tilde{\tau}_1 \rightarrow \tau \tilde{\chi}_1^0$. The full kinematic reconstruction becomes very difficult, but the signal efficiency is essentially unaffected, as long as the mass difference between the lightest $\tilde{\tau}$ and the $\tilde{\chi}_1^0$ is larger than $\sim 50 \text{ GeV}$. For a smaller mass difference the charged lepton coming from the τ decay is often rejected by the analysis cuts.

4 Conclusion

In conclusion we have shown that if minimal supersymmetry with R-parity violation is realised in nature, the three-leptons signature from resonant sneutrino production will be a privileged channel for the precisely measuring of sparticle masses in a model-independent way as well as for testing a broad region of the mSUGRA parameter space.

This signature can lead to an high sensitivity on the λ'_{211} coupling and should also allow to probe an unexplored range of values for many other \mathcal{R}_p couplings of the type λ'_{1jk} and λ'_{2jk} .

References

- [1] H. Dreiner, published in *Perspectives on Supersymmetry*, ed. by G.L. Kane, World Scientific (1998), hep-ph/9707435.
- [2] SUSYGEN 3.0/06 N. Ghodbane, S. Katsanevas, P. Morawitz and E. Perez, lyoinfo.in2p3.fr/susygen/susygen3.html; N. Ghodbane, hep-ph/9909499.
- [3] E. Richter-Was, D. Froidevaux, L. Poggioli, 'ATLFAST 2.0: a fast simulation package for ATLAS', ATLAS Internal Note ATL-PHYS-98-131 (1998).
- [4] T. Sjöstrand, *Comp. Phys. Comm.* **82**, 74 (1994).
- [5] D.O. Carlson, S. Mrenna, C.P. Yuan, private communication; D.O. Carlson and C.P. Yuan, *Phys. Lett.* **B306**, 386 (1993).
- [6] H. Dreiner, P. Richardson, and M.H. Seymour, OUTP-99-26P, RAL-TR-1999-080, hep-ph/9912407; G. Corcella et al., *Cavendish HEP 99/17* (1999) hep-ph/9912396; G. Marchesini et al., *Computer Phys. Commun.* **67**, 465 (1992).
- [7] The ALEPH collaboration, Internal Note ALEPH 99-078, CONF 99-050 (1999), contributed to HEP-EPS 99.
- [8] The ATLAS Collaboration, 'ATLAS Detector and Physics Performance Technical Design Report', ATLAS TDR 15, CERN/LHCC/99-15 (1999).
- [9] L. Megner, G. Polesello, these proceedings.