


Charmed baryon spectroscopy with Belle

Tadeusz Lesiak ^a

Institute of Nuclear Physics PAN, Radzikowskiego 152, 31-142 Kraków, Poland



Recent studies of charmed baryon spectroscopy, performed by the Belle collaboration, are briefly described. We report the observation of an isotriplet of baryons $\Sigma_c(2800)$ and evidence for two new baryons $\Xi_{cx}(2980)$ and $\Xi_{cx}(3077)$. Finally we present a precise determination of the masses of Ξ_c and $\Xi_c(2645)$.

1 Introduction

In the last three years the Belle collaboration has provided evidence for several new hadrons. Among them are the states X(3872), Y(3940) and Z(3931), discussed at this conference in a separate talk.¹ This paper is devoted to the recent studies by the Belle collaboration concerning charmed baryons. In the first two chapters the observations of an isotriplet of baryons $\Sigma_c(2800)$ and of two new states $\Xi_{cx}(2980)$ and $\Xi_{cx}(3077)$ are briefly presented. Chapters 4 and 5 are devoted to the precise mass determination of the Ξ_c and $\Xi_c(2645)$, respectively. The Belle detector at the KEKB asymmetric e^+e^- collider² is a general purpose spectrometer, described in detail in Ref.³

2 Observation of isotriplet of baryons $\Sigma_c(2800)$

The Belle collaboration, using the data sample of 281 fb^{-1} , has provided the first evidence⁴ for an isotriplet of excited charmed baryons $\Sigma_c(2800)$ decaying into the $\Lambda_c^+\pi^-$, $\Lambda_c^+\pi^0$ and $\Lambda_c^+\pi^+$ final states^b. As shown in Fig. 1, clear enhancements around $0.51 \text{ GeV}/c^2$ are seen in the distributions of the mass difference $\Delta M(\Lambda_c^+\pi) = M(\Lambda_c^+\pi) - M(\Lambda_c^+)$ for the $\Lambda_c^+\pi^-$, $\Lambda_c^+\pi^0$, and $\Lambda_c^+\pi^+$ combinations. The mass differences ΔM together with the widths of the states $\Sigma_c(2800)$

^apartially supported by the KBN grant No. 2P03B 01324

^bCharge-conjugate modes are included everywhere, unless otherwise stated

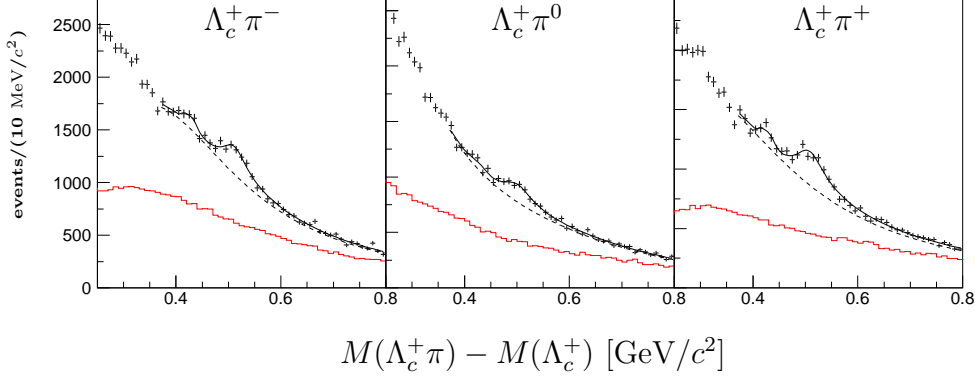


Figure 1: $M(\Lambda_c^+ \pi) - M(\Lambda_c^+)$ distributions of the selected $\Lambda_c^+ \pi^-$ (left), $\Lambda_c^+ \pi^0$ (middle), and $\Lambda_c^+ \pi^+$ (right) combinations. Data from the Λ_c^+ signal window (points with error bars) and normalized sidebands (histograms) are shown, together with the fits (solid curves) and their combinatorial background components (dashed).

Table 1: Parameters of the baryons $\Sigma_c(2800)^0$, $\Sigma_c(2800)^+$ and $\Sigma_c(2800)^{++}$

State	ΔM [MeV/c ²]	Width [MeV]	Yield/10 ³	Significance (σ)
$\Sigma_c(2800)^0$	$515.4^{+3.2+2.1}_{-3.1-6.0}$	61^{+18+22}_{-13-13}	$2.24^{+0.79+1.03}_{-0.55-0.50}$	8.6
$\Sigma_c(2800)^+$	$505.4^{+5.8+12.4}_{-4.6-2.0}$	62^{+37+52}_{-23-38}	$1.54^{+1.05+1.40}_{-0.57-0.88}$	6.2
$\Sigma_c(2800)^{++}$	$514.5^{+3.4+2.8}_{-3.1-4.9}$	75^{+18+22}_{-13-11}	$2.81^{+0.82+0.71}_{-0.60-0.49}$	10.0

are collected in table 1. These states are tentatively identified as the members of the predicted Σ_{c2} , $J^P = 3/2^-$ isospin triplet⁵. The enhancement near $\Delta M = 0.43$ GeV/c² (cf Fig. 1), in the spectra corresponding to $\Lambda_c^+ \pi^-$ and $\Lambda_c^+ \pi^+$ combinations, is attributed to feed-down from the decay $\Lambda_c(2880)^+ \rightarrow \Lambda_c^+ \pi^+ \pi^-$, as verified by reconstructing $\Lambda_c(2880)$ in the data.

3 Observation of new states $\Xi_{cx}(2980)$ and $\Xi_{cx}(3077)$

At this Conference, the Belle collaboration using the data sample of 461.5 fb⁻¹, reported the first observation of two baryons, denoted as $\Xi_{cx}(2980)^+$ and $\Xi_{cx}(3077)^+$ and decaying into $\Lambda_c^+ K^- \pi^+$ (Fig. 2(a)). Possible reflections from decays of excited Λ_c states have been carefully examined using simulated and real data. Their contributions are found to be negligible. Assuming that these states carry charm and strangeness, the above observation would comprise the first example of a baryonic decay in which the initial c and s quarks are carried away by two different final state particles. The preliminary parameters of the states $\Xi_{cx}(2980)^+$ and $\Xi_{cx}(3077)^+$ are collected in table 2. Most naturally, these two states would be interpreted as excited charm-strange baryons Ξ_c . Before reaching the conclusion on the nature of the states $\Xi_{cx}(2980)^+$ and $\Xi_{cx}(3077)^+$, further studies of their properties are foreseen.

Table 2: Parameters of the two new charm-strange baryons $\Xi_{cx}(2980)^+$ and $\Xi_{cx}(3077)^+$

State	Mass [MeV/c ²]	Width [MeV]	Yield (events)	Significance [σ]
$\Xi_{cx}(2980)^+$	$2978.5 \pm 2.1 \pm 2.0$	$43.5 \pm 7.5 \pm 7.0$	403.5 ± 50.7	6.3
$\Xi_{cx}(3077)^+$	$3076.7 \pm 0.9 \pm 0.5$	$6.2 \pm 1.2 \pm 0.8$	326.0 ± 39.6	9.7

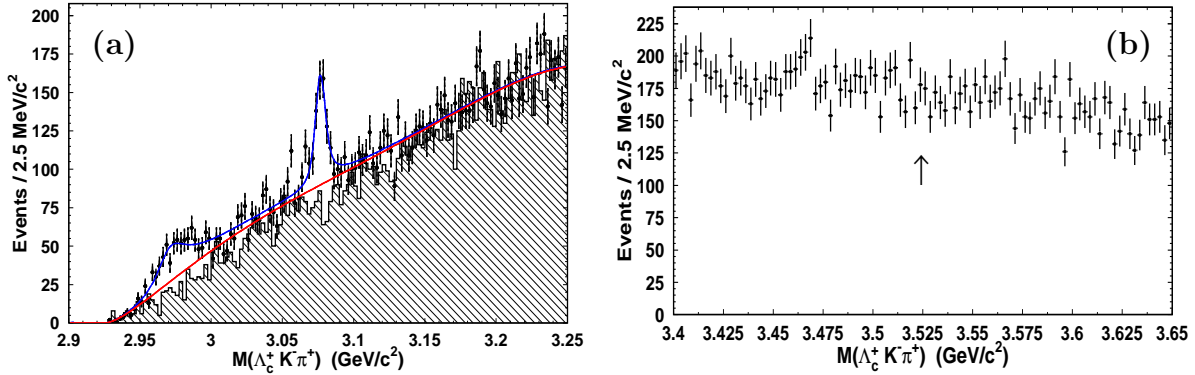


Figure 2: (a): $M(\Lambda_c^+ K^- \pi^+)$ distribution (points with error bars) together with the fit (solid curve). The dashed region represents the background component corresponding to the wrong-sign combinations $\Lambda_c^+ K^+ \pi^-$. The signal of the $\Xi_{cx}(2980)^+$ is parametrized by a Breit-Wigner function while the one corresponding to the $\Xi_{cx}(3077)^+$ is described by the convolution of a Breit-Wigner function with the Gaussian detector resolution function. (b): The distribution of $\Lambda_c^+ K^- \pi^+$ invariant mass in the region around the value of 3.52 GeV (marked with an arrow) corresponding to the SELEX evidence of the double-charmed baryon.

In the $\Lambda_c^+ K^- \pi^+$ final state, the SELEX collaboration⁶ reported the observation of a double charmed baryon at 3520 MeV/ c^2 . The study by Belle shows no evidence for this state (Fig. 2(b), the quantitative determination of the production upper-limit is ongoing).

4 Mass determination of the Ξ_c

The Belle collaboration precisely determined the masses of the hyperons Ξ_c^+ and Ξ_c^0 . This measurement⁷ is based on the data sample of 140 fb⁻¹. Around 5000 Ξ_c^+ 's are reconstructed in three final states: $\Xi^- \pi^+ \pi^+$, $\Lambda K^- \pi^+ \pi^+$ and $p K_s^0 K_s^0$ as well as 8700 Ξ_c^0 's in the following four final states: $\Xi^- \pi^+$, $\Lambda K^- \pi^+$, ΛK_s^0 and $p K^- K^- \pi^+$.

The average masses of the Ξ_c^0 and Ξ_c^+ have been determined to be

$$m_{\Xi_c^+} = (2468.1 \pm 0.4 (\text{stat.} \oplus \text{syst.})_{-1.4}^{+0.2}) \text{ MeV}/c^2 \quad (1)$$

$$m_{\Xi_c^0} = (2471.0 \pm 0.3 (\text{stat.} \oplus \text{syst.})_{-1.4}^{+0.2}) \text{ MeV}/c^2, \quad (2)$$

where the first error is the combined statistical and systematic uncertainty, and the second is the uncertainty due to possible biases in the mass scale. We therefore find the $\Xi_c^0 - \Xi_c^+$ mass splitting to be

$$m_{\Xi_c^0} - m_{\Xi_c^+} = (2.9 \pm 0.5) \text{ MeV}/c^2. \quad (3)$$

In addition, for the above mentioned decays, the branching ratios with respect to the decays $\Xi_c^+ \rightarrow \Xi^- \pi^+ \pi^+$ and $\Xi_c^0 \rightarrow \Xi^- \pi^+$ are determined⁷.

5 Mass determination of the $\Xi_c(2645)$

Using the data sample of 357 fb⁻¹, the Belle collaboration reported at this Conference a precise measurement of the $\Xi_c(2645)^+$ and $\Xi_c(2645)^0$ baryon masses. The state $\Xi_c(2645)^0$ is observed in the decay to $\Xi_c^+ \pi^-$ ($\Xi_c^+ \rightarrow \Xi^- \pi^+ \pi^+$). The charged baryon $\Xi_c(2645)^+$ is reconstructed in the decay to $\Xi_c^0 \pi^+$ with the subsequent decays of the Ξ_c^0 to $\Xi^- \pi^+$ or $\Lambda K^- \pi^+$ (Fig. 3). In total, 1500 events of the above three decay modes are reconstructed. In addition, a second less pronounced and broader maximum is observed in all plots of Fig. 3 in the mass region between 2.66 and 2.7 GeV/ c^2 . According to Monte Carlo studies, this peak is due to the reflection from the decay chain: $\Xi_c(2790) \rightarrow \Xi_c'(2579) \pi$, $\Xi_c' \rightarrow \Xi_c \gamma$, where the photon is not observed.

The preliminary results of mass determination are

$$m_{\Xi_c(2645)^+} = (2644.7 \pm 0.4 \text{ (stat. } \oplus \text{ syst.)} \pm 0.4) \text{ MeV}/c^2 \quad (4)$$

$$m_{\Xi_c(2645)^0} = (2643.1 \pm 0.6 \text{ (stat. } \oplus \text{ syst.)} \pm 0.4) \text{ MeV}/c^2. \quad (5)$$

Here again the first error represents the combined statistical and systematic uncertainty, and the second is the uncertainty due to possible biases in the mass scale. The $\Xi_c(2645)^+ - \Xi_c(2645)^0$ mass splitting is

$$m_{\Xi_c(2645)^+} - m_{\Xi_c(2645)^0} = (1.6 \pm 0.7) \text{ MeV}/c^2. \quad (6)$$

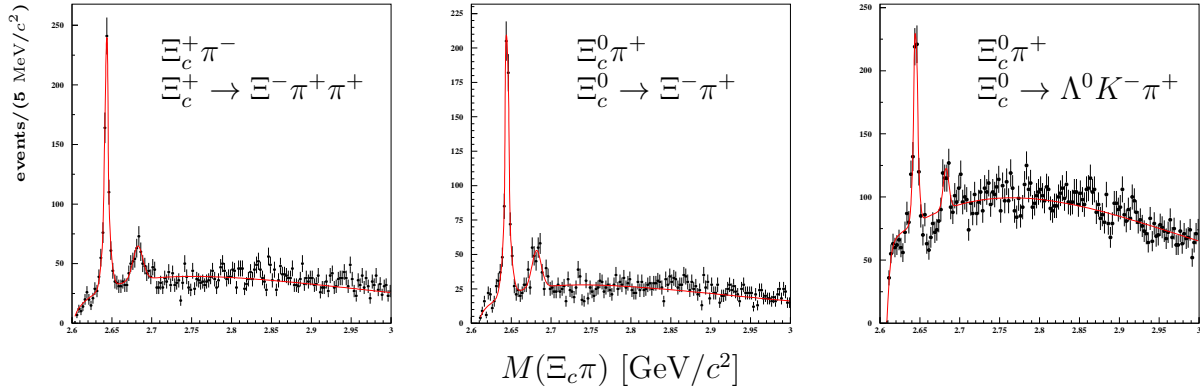


Figure 3: Invariant mass distribution of the selected $\Xi_c\pi$ combinations (points with error bars) together with the fit (solid curve) for $\Xi_c^+ \rightarrow \Xi^- \pi^+ \pi^+$ (left), $\Xi_c^0 \rightarrow \Xi^- \pi^+$ (middle) and $\Xi_c^0 \rightarrow \Lambda^0 K^- \pi^+$ (right plot). The signal of the $\Xi_c(2645)$ (the second maximum, explained in the text) is described by a double (single) Gaussian, respectively.

The background's shape is fixed by the $\Xi_c\pi$ spectra corresponding to the Ξ_c sidebands.

References

1. R. Chistov, these proceedings.
2. S. Kurokawa, E. Kikutani, *Nucl. Instrum. Methods A* **499**, 1 (2003), and other papers incl. in this vol.
3. Belle Collaboration, A. Abashian *et al*, *Nucl. Instrum. Methods A* **479**, 117 (2002).
4. Belle Collaboration, R. Mizuk *et al*, *Phys. Rev. Lett.* **94**, 122002 (2005).
5. L.A. Copley, N Isgur and G.Karl, *Phys. Rev. D* **20**, 768 (1979).
6. SELEX Collaboration, M. Mattson *et al*, *Phys. Rev. Lett.* **89**, 112001 (2002).
7. Belle Collaboration, T. Lesiak *et al*, *Phys. Lett. B* **605**, 237 (2004) and erratum *Phys. Lett. B* **617**, 198 (2005).