

The Population Oscillation of Multicomponent Spinor Bose-Einstein Condensate Induced by Nonadiabatic Transitions

X. Q. Ma^{1,2}, H. Guo^{1,2}, F. Yang^{1,2}, L. Xia^{1,2}, X. J. Zhou^{1,2}, Y. Q. Wang^{1,2}, and X. Z. Chen^{1,2*}

1. *Key Laboratory for Quantum Information and Measurements,
Ministry of Education, P. R. China*

2. *School of Electronics Engineering Computer Science,
Peking University, Beijing 100871, P. R. China*

(Dated: May 1, 2019)

The generation of the population oscillation of the multicomponent spinor Bose-Einstein condensate is demonstrated in this paper. We observe and examine the nonsynchronous decreasing processes of the magnetic fields generated between quadrupole coils and Ioffe coils during the switch-off of the quadrupole-Ioffe-configuration trap, which is considered to induce a nonadiabatic transition in condensate atoms. To explain the experimental results of the nonadiabatic transitions and population oscillation among different components, we start from the basic two-level Schrödinger equation and derive an analytical expression identical to the results of E. Majorana and C. Zener. The numerical fitting results of the two-level Schrödinger equation are also shown with the analytical results and experimental data.

PACS numbers: 32.80.pj, 03.75.Mn, 03.75.Kk

I. INTRODUCTION

Recently, the multicomponent spinor Bose-Einstein condensate (BEC) has become a “hot” topic, since it shows an appealing expectation in providing entangled spin systems applied in quantum optics and quantum computations [1, 2], and in the quantized vortex applied in the study of superconductors and superfluidity [3, 4]. Since more features [5, 6, 7, 8, 9] and more phenomena [10, 11, 12, 13] are explored, the quantitatively manipulating and splitting the multicomponent spinor BEC is urgently desired. In several groups, the means of optical manipulation has been applied to split and study the spinor BEC [14, 15, 16, 17]. However, since the BEC is more commonly generated in static magnetic traps, the splitting and manipulating by the means of magnetic field will be more convenient and efficient [10].

Nonadiabatic transitions of atoms within magnetic sublevels are very old problems established in about 1930s [18, 19, 20]. The model of Majorana transition in which the magnetic field evolves as $B_x(t) = 0, B_y(t) = \text{Const}, B_z(t) = kt$ and $t = (-\infty, \infty)$ was created and solved by E. Majorana in 1932 [21]. Then, a more explicit and easily comprehensible explanation about the Majorana transition was described by I. I. Rabi [22]. After that, though further theoretical discussions and analyses and other implements such as group theories have emerged to improve the study of Majorana transition [23, 24, 25, 26, 27, 28], few quantitative experiments nor

theoretical investigations have been undertaken, because there were not any precise ways to control the fleeting hot atoms, and some qualitative explanations about spin flips and atom loss in magnetic quadrupole traps are well known [29, 30, 31]. However, with the development in the experiments and techniques of ultracold atoms, the almost motionless atoms can be provided to interact with the swiftly rotating magnetic field, and it makes possible the quantitative examination of Majorana transitions. In our previous work, we demonstrated that Majorana transitions will emerge during the switch-off of the magnetic trap in our experiment system and induce the split multicomponent spinor BEC [10].

In this paper, we report the observation and the explanation of population oscillation of the multicomponent spinor BEC induced by nonadiabatic transitions. We believe that the formation of the population oscillation is caused by the vertical oscillation of the condensate cloud and the nonsynchronous decreasing processes (NDP) of the magnetic fields, which are both measured experimentally and demonstrated in this paper. Further, we derive an analytical expression of this, starting from the Schrödinger equation and the experimental conditions, while the numerical calculation has also been undertaken. Both the analytical and numerical fitting results well fit the experiment data.

II. GENERATING THE POPULATION OSCILLATION OF MULTICOMPONENT SPINOR BEC

Our experiment is set up on a standard equipment system for generating a cigar-like condensate in a dilute gas of ^{87}Rb . A compact low-power quadrupole-Ioffe

*Author to whom correspondence should be addressed. E-mail: xuzongchen@pku.edu.cn, phone: +86-10-6275-1778, Fax: +86-10-6275-3208.

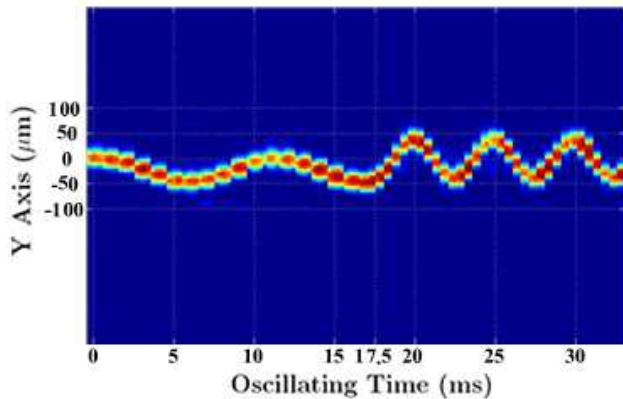


FIG. 1: The Vertical Oscillation: The y -direction coordinate labels versus the vertical oscillating time in the trap. The vertical down is the direction of the gravity. Different oscillating frequency is due to different tightness of trapping confinement. The oscillation before the time 17.5 ms represents the switch-off of the compensate coils, while after it represents the restoring of the compensate coils. When the compensate coils are switched off, the average velocity of the oscillation is around 1 cm/s, and the period is calculated to be around 11 ms.

configuration (QUIC) trap with trapping frequencies of $\omega_r = 2\pi \times 220$ Hz in radial directions and $\omega_z = 2\pi \times 20$ Hz in the axial direction, in which the quadrupole coils are assumed to be along x -direction and the Ioffe coils along the z -direction, is mounted on the lower chamber where the vacuum is up to 2×10^{-11} mbar. After the evaporative cooling, the condensate cloud is held in the center of magnetic trapping potential generated by 23.6 A current in Ioffe coils and 24.1 A current in quadrupole coils. In addition, in order to reduce the offset field B_0 in the center of the trap, we also apply a couple of compensate coils along the z -direction to regulate the tightness of the trap center. When the compensate coils are switched on, the B_0 is reduced from 8.5 Gauss to 1.5 Gauss and the typical gradient of our trap is about 150 Gauss/cm.

Firstly, the compensate coils are switched off, and after a certain time interval, which we can call “coil delay time”, the QUIC trap (the quadrupole coils and Ioffe coils) is switched off afterwards. During this coil delay time, as we know, the condensate cloud will be oscillating up and down vertically due to the balance of gravity and new trapping potential whose confinement is much tighter than the original one due to the change of B_0 . To demonstrate the vertical oscillation clearly, we first switch off the compensate coils and then restore it (see Fig. 1). We can see that, at different coil delay time during the oscillation, the condensate cloud may stay at the different altitude which can be expressed

$$Y_{vertical}(\mu\text{m}) = 23.2 \times \cos 0.564t(\text{ms}) - 28.2, \quad (1)$$

where the positive direction of y -direction is vertically up (opposite to that of gravity). From both the expression

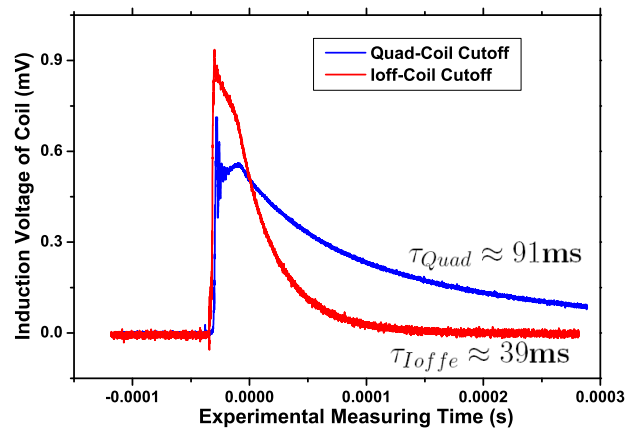


FIG. 2: The Measurement of Nonsynchronous Decreasing Processes (NDP) : Induced voltage of the detective coil when the quadrupole and Ioffe coils are shut down versus time during the decreasing process of the currents. We applied a detective coil to examine the evolution of the field generated by the two types of coils respectively. While one is measured, the other is substituted by an inductance vessel. The blue line represents the detecting results of quadrupole coils, while the red one represents that of Ioffe coils. The time constant of exponential evolution is respectively about 91 ms and 39 ms.

Eq. (1) and the Fig. 1, we find that the average velocity of the oscillation is around 1 cm/s and the period is calculated to be around 11 ms.

The fact is, though the quadrupole trap and Ioffe trap are switched off at the same time, their decreasing processes are totally nonsynchronous according to our experimental measurement (see Fig. 2). We apply a detective coil to detect the field evolution of the two types of coils respectively. While one is measured by the detective coil, the other is substituted by an inductance vessel. This means of detection can not give the time constant of evolution of the real field but the changing trend of the field. Due to the derivative feature of the exponential function, the time constant we detected can be seen to be identical to that of the real field.

As our previous work shows [10], when the NDP of magnetic fields emerges, the condensate atoms will experience the zero field $B_z = 0$ and the reversion of the direction. In this case, there comes a nonadiabatic transition among magnetic sublevels, and the different components of spinor BEC will be separated in space by Stern-Gerlach Effect due to the interaction between atom spins and the gradient of magnetic field. The population oscillation is shown partly from 18ms of coil delay time to 28ms of coil delay time (see Fig. 3), and surely much longer oscillation has been observed in our experiment. Examining all the pictures during the whole process, we find out that the period of the population oscillation is about 11 ms. The total number of the atoms is about

2×10^5 . The most left cloud is considered to represent the $m_F = +2$ component and the most right one belongs to $m_F = -2$ component, for we assume that the direction of the field after the reversion is the quantum axis. It is necessary to point out that the periods of the vertical oscillations and population oscillation are more or less the same. We believe this means that the population oscillation is induced by the vertical oscillation and the different distributions of atoms are related to the different altitudes of the condensate cloud.

III. THE BASIC MODEL FOR TWO-LEVEL NONADIABATIC TRANSITION

According to I. I. Rabi's description, the Majorana transitions only take place in the case that the rotating frequency of the magnetic field $f_{Rot.} = \partial B(t)/2\pi\partial t$ is big enough to be comparable to the Larmor frequency of the field $f_{Lar.} = g\mu_0 B(t)/2\pi\hbar$ [22]. This is easy to understand from the perspective of magnetic resonant transitions (MRT). Because the emergence of the zero field and the reversion of the direction often bring the small magnitude of the field and huge rotating frequency, the nonadiabatic transition will happen more easily. In our experiment, the evolution of the magnetic field just coincides with this conclusion (see Fig. 4). When the field reverses its direction, the rotating frequency is remarkably huge. At this time, the magnetic moment of the atom cannot follow the rotating field and there will be a transition among the magnetic sublevels that can be ascribed to the Majorana transition.

Majorana Formula has been derived from both quantum mechanics and group theories to explain the multi-level cases [21, 28]. For a system with a total angular momentum J ,

$$P_{m,m'} = (J+m)!(J+m')!(J-m)!(J-m')! \left(\cos \frac{\theta}{2} \right)^{4J} \times \left[\sum_{\nu=0}^{2J} \frac{(-1)^\nu (\tan \frac{\theta}{2})^{2\nu-m+m'}}{\nu!(\nu-m+m')!(J-m-\nu)!(J-m'-\nu)!} \right]^2, \quad (2)$$

where the value of the parameter θ is given by the two-level transition

$$\sin^2 \frac{\theta}{2} = P_{\frac{1}{2}, -\frac{1}{2}}. \quad (3)$$

This means that once we solve the two-level case, the results can be generalized for any system with any value of J . So, in this part, we will focus on the physical model of the two-level nonadiabatic transition.

The time, during which $f_{Rot.}$ is big enough to be comparable to the $f_{Lar.}$, is about $1 \mu s$ (see Fig. 4a), so the movement of the cloud is about $0.01 \mu m$ according to the average velocity about 1 cm/s . Compared with the vertical oscillation magnitude ($\sim 50 \mu m$), atom cloud can be seen to be motionless. So we consider a system of




FIG. 3: The Population Oscillation: Images of multicomponent spinor BEC due to different “coil delay times”. Each component of spinor BEC is separated by Stern-Galach effect due to the interaction between atom spin and the gradient of the magnetic field. The bar charts of population distribution of each image are also shown. From a) to f), the pictures are one period of the oscillation and the period value is examined to be around 11ms. The color bar shows the optical density of each pixel on the absorption images. We consider the most left cloud representing the $m_F = +2$ component and the most right one representing the $m_F = -2$ component, for we assume the direction of the field that is after the reversion to be the quantum axis.

motionless atoms whose spin moment is $s = \frac{1}{2}$ with a time evolving magnetic field $\vec{B}(t)$. In this simple case, we begin with the Schrödinger equation

$$i\hbar \begin{pmatrix} \dot{c}_1 \\ \dot{c}_2 \end{pmatrix} = \frac{g\mu_B}{\hbar} \hat{F} \cdot \vec{B}(t) \begin{pmatrix} c_1 \\ c_2 \end{pmatrix}, \quad (4)$$

where we know $\hat{F} = \frac{\hbar}{2} \hat{\sigma}$ in the two-level case. According to the configuration of QUIC trap, the center of the magnetic trap is right on the z -axis. In addition to the dragging down of the gravity, however, the center of the total trapping potential is slightly down along y -direction. So, the three components of the evolving magnetic field should take the form $\vec{B}(t) = (0, B_y(t), B_z(t))$. Putting

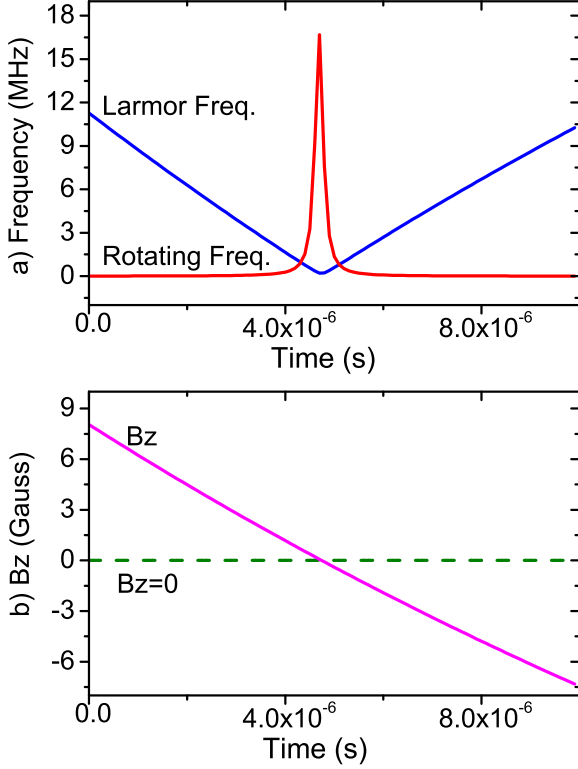


FIG. 4: a) The Comparison of The Two Frequencies: The Larmor frequency $f_{Lar.}$ is proportional to the magnitude of the field, so when the field reverse its direction, it is small. Meanwhile, the rotating frequency $f_{Rot.}$ is remarkably huge due to the reversion. The time, during which $f_{Rot.}$ is big enough to be comparable to the $f_{Lar.}$, is about $1 \mu s$. b) The Real Evolution of The Magnetic Field B_z : When the QUIC trap is switched off, the zero field $B_z = 0$ emerges around $5 \mu s$. Though the decreasing processes of the field are exponential due to the discharge of the coils, the part at which the transition happens is approximately linear. From these two figures, it is confirmed that the emergence of $B_0 = 0$ and the reversion of the direction will induce the nonadiabatic Majorana transition.

the matrix form into the basic equation Eq. (4) and taking the substitution $a = g\mu_B/2\hbar$, one yields

$$\begin{cases} c'_1 = -iaB_z c_1 - aB_y c_2, \\ c'_2 = aB_y c_1 + iaB_z c_2, \end{cases} \quad (5)$$

and the initial conditions are:

$$\begin{cases} c_1(0) = 1, \\ c_2(0) = 0. \end{cases} \quad (6)$$

Substituting the real evolution of the magnetic field into Eq. (5), one can get the transition probability.

Though, as we know, the evolution of the magnetic field of the coils is exponentially down duo to the dis-

charging process of the coils, i.e.,

$$\begin{cases} B_y(t) = B_{yi} \exp(-\tau_i t) + B_{yq} \exp(-\tau_q t), \\ B_z(t) = B_{zi} \exp(-\tau_i t) - B_{zq} \exp(-\tau_q t). \end{cases} \quad (7)$$

Since only the transition properties will be taken into account, it is appropriate to take the first order approximation $\exp(-\tau_{q,i} t) \approx 1 - \tau_{q,i} t$ and describe them in the linear forms (see Fig. 4b)

$$\begin{cases} B_y(t) \approx A_y - C_y t, \\ B_z(t) \approx A_z - C_z t, \end{cases} \quad (8)$$

where

$$\begin{cases} A_y = (B_{yi} + B_{yq}), \\ A_z = (B_{zi} - B_{zq}), \\ C_y = (B_{yi}\tau_i + B_{yq}\tau_q), \\ C_z = (B_{zi}\tau_i - B_{zq}\tau_q). \end{cases} \quad (9)$$

From above we know $\tau_i \approx 1/39ms$ is twice of $\tau_q \approx 1/91ms$ (see Fig. 2) and hence $\tau_i \approx 2\tau_q$. So the value of C_y and C_z can be estimated to be $C_y \approx \tau_q(2B_{yi} + B_{yq})$ and $C_z \approx \tau_q(2B_{zi} - B_{zq})$, and the typical values of theirs satisfy $C_z \gg C_y$. So we can simplify the expressions of magnetic fields by fixing the B_y at the value $A_{y0} = A_y - C_y \cdot t_0$ at the time $t = t_0$ when the field B_z reverses its direction at $B_z(t_0) = 0$,

$$\begin{cases} B_y(t) \approx A_{y0}, \\ B_z(t) \approx A_z - C_z t. \end{cases} \quad (10)$$

With Eq. (10) and all other substitutions taken into the Eq. (5), we can get the second-order differential equations which can be transformed into Webber equations [20]. As referred above, the transition only occurs when B_z reverses its direction, so it is allowed to reset the initial condition so as to utilize the asymptotic solutions of Webber equations

$$\begin{cases} c_1(-\infty) = 1, \\ c_2(-\infty) = 0. \end{cases} \quad (11)$$

At the same time, the transition probability should take the form $P = 1 - |c_2(+\infty)|^2$, since the magnetic field has reversed its direction [20, 21].

Therefore, we can derive the analytical expression of the Webber equation with its infinite asymptotic solutions. If we take this substitution

$$\alpha = \frac{aA_{y0}^2}{2C_z}, \quad (12)$$

the final result of the analytical expression is (the calculation details can be found in [20] and [32]) :

$$P_{\frac{1}{2}, -\frac{1}{2}} = \exp(-2\pi\alpha). \quad (13)$$

The above analytic expression is identical to the results derived previously [20, 21]. From this analytical solution, the population oscillation should rely on the magnitude

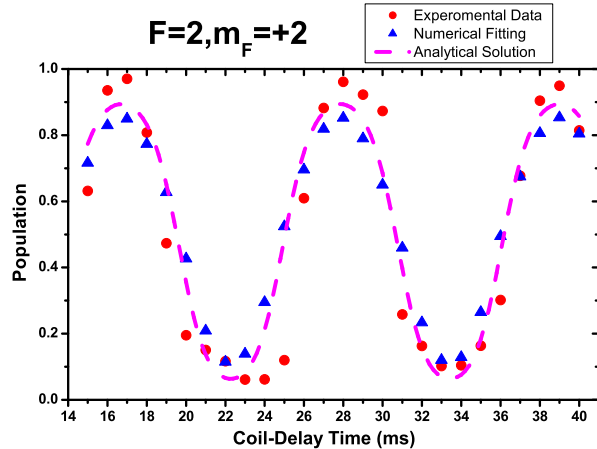


FIG. 5: The Experimental Data and Analyzing Results: The population oscillation of $|F = 2, m_F = +2\rangle$ state versus coil delay time. The red circles represent the experimental data, while the blue triangles represent the numerical fitting. The dashed line is drawn by the analytic solution from above theoretical deducing.

of A_{y0} which is the only unfixed parameter in α . In our experiment, A_{y0} is approximately proportional to altitude oscillation $Y_{vertical}$, because the value of $B_{yi} + B_{yq}$ is around linear in radial directions. Hence, we approximately have $\alpha \approx kY_{vertical}^2$ and k is a constant. Finally, we know that the transition probability will also oscillate with the altitude oscillation $Y_{vertical}$

$$P_{\frac{1}{2}, -\frac{1}{2}} \approx \exp(-2\pi k Y_{vertical}^2), \quad (14)$$

which confirms that the population oscillation is induced by the vertical oscillation. As mentioned above, the distribution of atom population among the split multicomponent spinor BEC can be obtained by the two-level result and Majorana Formula.

The numerical fitting of the nonadiabatic transition has also been done by directly taking the exponential expressions of magnetic field $\vec{B}(t)$ into the basic Schrödinger equation Eq. (4) or Eq. (5). To demonstrate the precision of our analytic analysis, the experiment data, numerical fitting results and theoretical deducing results are illustrated at the same time (see Fig. 5). Though each sublevel state has its own oscillation pattern, we only illustrate the $|F = 2, m_F = +2\rangle$ state for instance. Since the experimental points before 15ms of coil delay time are slightly effected by the eddy current of coils and mountings, we merely count the data ranging from 15ms to 40ms.

IV. CONCLUSION

To conclude, we observed the split spinor BEC and the population oscillation of the five components of ^{87}Rb

generated in the magnetic trap. For the first time, according to our knowledge, the population oscillation in which the population distribution of the five components can be regulated by setting the experiment parameters is reported and explained for its experimental formation. We believe that our experiment could most probably offer a novel and profound means to produce and manipulate the spinor BEC and the distributions of its components. In addition, we analyze the phenomenon of BEC splitting, which coincides with the explanation of NDP proposed by ANU group [33], and measure the value of the DNP experimentally.

Starting with Schrödinger equation, together with the experimental conditions, we derive the analytical solution of nonadiabatic Majorana transition of condensate atoms within the magnetic sublevels. Though Majorana transition has been broadly applied in cold atom physics for qualitative explanations, it is for the first time that we quantitatively apply it to well fit our experimental data of the nonadiabatic transition.

For further experiments, we have designed a more complex system to control the magnetic fields of the two types of coils separately, and with the aids of the theoretical analysis mentioned above, the arbitrary manipulations of the atom populations among the multicomponent spinor BEC are anticipated. Besides, we also plan to load the separated multicomponent condensates into the optical trap and study the interaction between the different components. To summarize, our experimental method provides a convincing and potential way of studying the ultracold atom physics, including BEC and atom optics.

Acknowledgements

We thank Dr. Shuai Chen for his wonderful previous work on our experiment system and helpful discussions with us. We thank Mr. Lin Yi for his technical supports on LabVIEW programming work. This work is supported by the National Fundamental Research Programme of China under Grant No. 2001CB309308, and No. 2005CB3724503, the Major Program of National Natural Science Foundation of China under Grant No. 60490280, National Natural Science Foundation of China under Grant No. 60271003, the National High Technology Research and Development Program of China (863 Program) international cooperation program under Grant No. 2004AA1Z1220.

-
- [1] L. You and M. S. Chapman, Phys. Rev. A **62**, 052302 (2000).
- [2] H. Pu and P. Meystre, Phys. Rev. Lett. **85**, 3987 (2000).
- [3] V. Schweikhard, I. Coddington, P. Engels, S. Tung, and E. A. Cornell, Phys. Rev. Lett. **93**, 210403 (2004).
- [4] Takeshi Mizushima, Naoko Kobayashi, and Kazushige Machida, Phys. Rev. A **70**, 043613 (2004).
- [5] Tin-Lun Ho and Lan Yin, Phys. Rev. Lett. **84**, 2302 (2000).
- [6] Nille N. Klausen, John L. Bohn and Chris H. Greene, Phys. Rev. A **64**, 053602 (2001).
- [7] Masahito Ueda and Masato Koashi, Phys. Rev. A **65**, 063602 (2002).
- [8] B. Zeng, D. L. Zhou, P. Zhang, Z. Xu, and L. You, Phys. Rev. A **68**, 042316 (2003).
- [9] Ping Zhang, C. K. Chan, Xiang-Gui Li, Qi-Kun Xue, and Xian-Geng Zhao, Phys. Rev. A **66**, 043606 (2002).
- [10] X. Q. Ma, S. Chen, F. Yang, L. Xia, X. J. Zhou, Y. Q. Wang, and X. Z. Chen, Chin. Phys. Lett. **22**, 1106 (2005).
- [11] Jun'ichi Ieda, Takahiko Miyakawa, and Miki Wadati, Phys. Rev. Lett. **93**, 194102 (2002).
- [12] Ö. E. Müstecaplıoğlu, M. Zhang, S. Yi, L. You, and C. P. Sun, Phys. Rev. A **68**, 063616 (2003).
- [13] Evgeny N. Bulgakov and Almas. F. Sadreev, Phys. Rev. Lett. **90**, 200401 (2003).
- [14] D. M. Stamper-Kurn, M. R. Andrews, A. P. Chikkatur, S. Inouye, H.-J. Miesner, J. Stenger, and W. Ketterle, Phys. Rev. Lett. **80**, 2027 (1998).
- [15] D. M. Stamper-Kurn, H.-J. Miesner, A. P. Chikkatur, S. Inouye, J. Stenger, and W. Ketterle, Phys. Rev. Lett. **83**, 661 (1999).
- [16] M.-S. Chang, C. D. Hamley, M. D. Barrett, J. A. Sauer, K.M. Fortier, W. Zhang, L. You, and M. S. Chapman, Phys. Rev. Lett. **92**, 140403 (2004).
- [17] H. Schmaljohann, M. Erhard, J. Kronjäger, M. Kottke, S. van Staa, L. Cacciapuoti, J. J. Arlt, K. Bongs, and K. Sengstock, Phys. Rev. Lett. **92**, 040402 (2004).
- [18] P. Güttinger, Zeits. f. Physik **73**, 169 (1931).
- [19] L. D. Landau, Phys. Z. Sowjetunion **2**, 46 (1932); L. D. Landau and E. M. Lifshitz, *Quantum Mechanics: Non-relativistic Theory*, 3rd ed. (Pergamon, New York, 1977), pp.342-351.
- [20] C. Zener, Proc. Roy. Soc. London Ser. **A137**, 696 (1932).
- [21] E. Majorana, Nuovo Cimento **9**, 43 (1932).
- [22] I. I. Rabi, Phys. Rev. **51**, 652 (1937).
- [23] J. Schwinger, Phys. Rev. **51**, 648 (1937).
- [24] I. I. Rabi, S. Millman, and P. Kusch, Phys. Rev. **55**, 526 (1939).
- [25] F. Bloch and A. Siegert, Phys. Rev. **57**, 522 (1940).
- [26] F. Bloch and I. I. Rabi, Rev. Mod. Phys. **17**, 237 (1945).
- [27] Harold. Salwen, Phys. Rev. **99**, 1274 (1955).
- [28] Alvin. Meckler, Phys. Rev. **111**, 1447 (1958).
- [29] M. Anderson, J. Ensher, M. Matthews, C. Wieman, and E. Cornell, Science **269**, 198 (1995).
- [30] K. Davis, M. Mewes, M. Andrews, N.J. van Druten, D. Durfee, D. Kurn, and W. Ketterle, Phys. Rev. Lett. **75**, 3969 (1995).
- [31] C. V. Sukumar and D. M. Brink, Phys. Rev. A **56**, 2451 (1997).
- [32] Jan R. Rubbmark, Michael M. Kash, Michael G. Littman, and Daniel Kleppner, Phys. Rev. A **23**, 3107 (1981).
- [33] J. E. Lye, C. S. Fletcher, U. Kallmann, H-A Bachor and J. D. Close, J. Opt. B **4**, 57 (2002).