

Variational solution of the T -matrix integral equation

I. A. Nechaev^{1,2} and E. V. Chulkov^{2,3}

¹ Tomsk State University, pr. Lenina, 36, 634050 Tomsk, Russia

²Donostia International Physics Center (DIPC),

P. de Manuel Lardizabal 4, 20018, San Sebastián, Basque Country, Spain

³Departamento de Física de Materiales, Facultad de Ciencias Químicas,

UPV/EHU and Centro Mixto CSIC-UPV/EHU, Apdo. 1072, 20080 San Sebastián, Basque Country, Spain

(Dated: November 21, 2018)

We present a variational solution of the T -matrix integral equation within a local approximation. This solution provides a simple form for the T matrix similar to Hubbard models but with the local interaction depending on momentum and frequency. By examining the ladder diagrams for irreducible polarizability, a connection between this interaction and the local-field factor is established. Based on the obtained solution, a form for the T -matrix contribution to the electron self-energy in addition to the GW term is proposed. In the case of the electron-hole multiple scattering, this form allows one to avoid double counting.

PACS numbers: 71.10.-w

I. INTRODUCTION

As a result of the first cycle of an iterative solution of the Hedin equations,¹ the commonly used GW approximation (GWA) models the electron self-energy as the product $\Sigma = iG_0W_0$ of a noninteracting Green function G_0 and a dynamically screened Coulomb interaction W_0 obtained within the random phase approximation (RPA). The GWA that describes the long-range screening well has been successfully applied to a broad spectrum of materials where the interaction is not too strong and screening effects dominate. However, the GWA encounters difficulties (first of all in its description of the satellite structure) in the case of systems with localized states where short-range interaction prevails.^{2,3} For such systems, one has to use a theory beyond the GWA. This theory can be based on both an improvement of the RPA to get a more realistic screening picture and an inclusion into calculations of the electron self-energy of the higher-order terms in the screened interaction.

The first attempt to improve the RPA by including the effects of the exchange-correlation (XC) hole is well known to have been undertaken by Hubbard,⁴ who introduced the so-called local-field factor. The concept of the latter is that all corrections to the RPA can be formally reduced to it. However, the Hubbard local-field factor $\mathcal{G}(\mathbf{q})$ includes the frequency-independent exchange hole correction only. Diagrammatically such $\mathcal{G}(\mathbf{q})$ can be exactly derived by summing the ladder diagrams for irreducible polarizability with a *contact* interaction and noninteracting Green functions (see, e.g., Ref. 5). In order to explicitly include into consideration the full static XC hole around the screening electron, Singwi *et al.*⁶ have obtained more sophisticated expression for $\mathcal{G}(\mathbf{q})$ which contains the equilibrium static pair-correlation function.⁷ Further essential improvements in the derivation of the local-field factor have recently been done by different authors (see, e.g., Refs. 8,9,10) who have studied the frequency dependence of the XC hole.

The concept of the local-field factor has taken on a new physical meaning in time-dependent density-functional theory (TDDFT).¹¹ In the TDDFT within linear response theory, the dynamical factor $\mathcal{G}(\mathbf{q}, \omega)$ is linked to the XC kernel $f_{xc}(\mathbf{q}, \omega)$. The latter plays the role of the time-dependent (TD) XC interaction in addition to the Coulomb repulsion v_c . As a result, the response function R can be written as¹²

$$R(q) = P(q) + P(q)v_c(|\mathbf{q}|)R(q), \quad (1)$$

where the irreducible polarizability P is defined by the equation

$$P(q) = P^0(q) + P^0(q)f_{XC}(q)P(q). \quad (2)$$

Here and in the following we use the four-momentum variable q as a shorthand for (\mathbf{q}, ω) . In Eq. (2) P^0 is the RPA irreducible polarizability and $f_{XC}(q) = -v_c(|\mathbf{q}|)\mathcal{G}(q)$.

In order to derive Eq. (2) from the Hedin equation for the irreducible polarizability¹

$$P(q) = -\frac{2i}{(2\pi)^4} \int dk G(k)G(k-q)\Lambda(k, q), \quad (3)$$

where $G(k)$ is the Green function and $\Lambda(k, q)$ is the vertex function,¹³ the latter must depend on *one* four-momentum q only (see, e.g., Refs. 14 and 15), i.e.,

$$\Lambda(k, q) = \frac{1}{1 - f_{XC}(q)P^0(q)}, \quad (4)$$

which finally leads to $P(q) = P^0(q)\Lambda(q)$.

Diagrammatically such a form for the vertex function has been obtained by Richardson and Ashcroft in Ref. 8, using a *local* approximation¹⁶ within a variational approach. They have summed an infinite number of self-energy, exchange, and fluctuation terms in the diagrammatic expansion of Λ . In contrast to the Hubbard $\mathcal{G}(\mathbf{q})$, the local-field factor derived by this summation is a dynamical one.

The representation (4) of the vertex function allows one to include vertex corrections into the calculation of the electron self-energy (see, e.g., Refs. 5,15,17). Thus, the concept of the local-field factor suggested by Hubbard considerably simplifies a problem of vertex corrections calculations in numerical applications and transfers all weight of the problem to calculations of the local-field factor (or XC kernel) for real systems.

Fundamentally distinct way to go beyond the GWA is based on the use of the T matrix.^{18,19} The T -matrix approximation (TMA) originally was established to study strongly correlated fermion systems with short-range interaction and is strictly valid in the limit of an almost filled or, because of particle-hole symmetry, an almost empty band.^{20,21} This approximation allows one to include processes involving multiple scattering between two electrons or two holes. This fact makes the TMA capable of describing a satellite structure, for example, in Ni.^{20,22,23,24} However, these calculations were performed using either a statically screened model interaction²⁴ or the Hubbard parameter U within Hubbard models.^{20,21,22,23} In the latter, the T matrix in momentum space depends only on *one* four-momentum [as well as the vertex function (4) expressed in terms of the local-field factor] and schematically can be represented as

$$T(q) = \frac{U}{1 - UK(q)}, \quad (5)$$

where $K(q)$ is the Fourier transform of the product of two Green functions. In contrast to Eq. (4), an object of principal concern here is the *local* interaction U .

Heuristically combining the simplification of Hubbard models, the T -matrix formalism of Ref. 24, and a *contact* interaction $\mathcal{W} = \mathcal{W}(\mathbf{r}, \mathbf{r}'; \omega = 0)\delta(\mathbf{r} - \mathbf{r}')$ as in Ref. 25, a $GW + T$ matrix approach has recently been developed in Ref. 26. This approach has effectively been applied to an excited electron lifetime in ferromagnetic Fe and Ni. In fact, comparing with the Hubbard models, one can find that the model short-range interaction U in the method of Ref. 26 is replaced by the statically screened Coulomb interaction $W_0(\mathbf{q}, \omega = 0)$. The possibility of such replacement was recently suggested by several authors.^{24,28,29} Additionally, the importance of frequency dependence of the Hubbard U has been demonstrated in Ref. 29.

The motivation of this work is to find a way that allows us to get the same result as the Hubbard model simplification for the T matrix which is free of model parameters and with the momentum- and frequency-dependent local screened interaction. In order to accomplish this, we employ a variational method^{8,30} to solve the Bethe-Salpeter equation for the T matrix within a local approximation. As a result, the T matrix depends only on one four-dimensional wave vector, such as the vertex function expressed in terms of the local-field factor.

The paper is organized as follows. In Sec. II, we construct variational functionals and obtain from the vanishing of their variational derivative a solution of the T -

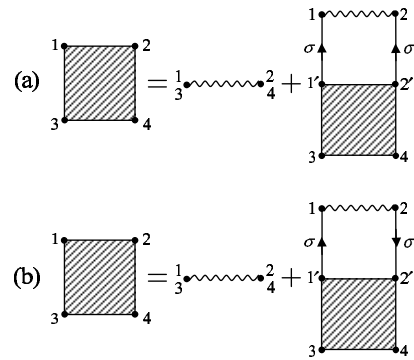


FIG. 1: Feynman diagrams for $T_{\sigma\sigma'}^{e-e}$ (a) and $T_{\sigma\sigma'}^{e-h}$ (b) in coordinate space. The T matrix is shown by the shaded square. The wiggly lines signify the dynamically screened Coulomb interaction W . The solid lines with arrows represent the Green function G .

matrix integral equation. In order to connect this solution with the results known from the literature, in Sec. III we sum the exchange terms in the diagrammatic expansion of the irreducible polarizability by using the T matrix obtained. In Sec. IV we derive basic formulas for the electron self-energy beyond the GWA. Finally, the conclusions are given in Sec. V.

II. T MATRIX

In this section we present mathematical expressions which lead to a simple form for the T matrix depending on a four-momentum only. We start from the T matrix as an object which will help us in our treatment of the ladder diagrams both for the irreducible polarizability P and for the electron self-energy Σ . The matrix is defined by the following Bethe-Salpeter equation^{18,24,26} (Feynman diagrams are shown in Fig. 1):

$$T_{\sigma\sigma'}^{\alpha}(1, 2|3, 4) = W(1, 2)\delta(1 - 3)\delta(2 - 4) + W(1, 2) \int d1'd2' K_{\sigma\sigma'}^{\alpha}(1, 2|1', 2') \times T_{\sigma\sigma'}^{\alpha}(1', 2'|3, 4), \quad (6)$$

where W is the dynamically screened Coulomb interaction and σ labels the spin. α can be specified as $e - e$ in the case of multiple scattering between two electrons or holes and as $e - h$ in the case of multiple scattering between an electron and a hole. The kernel $K_{\sigma\sigma'}^{\alpha}$ is the product of the Green functions $G_{\sigma}(1, 2)$:

$$K_{\sigma\sigma'}^{e-e}(1, 2|1', 2') = iG_{\sigma}(1, 1')G_{\sigma'}(2, 2'),$$

$$K_{\sigma\sigma'}^{e-h}(1, 2|1', 2') = iG_{\sigma}(1, 1')G_{\sigma'}(2', 2).$$

We have used the shorthand notation $1 \equiv (\mathbf{r}_1, t_1)$. As in the majority of practical schemes (including the commonly used local-density approximation schemes), we

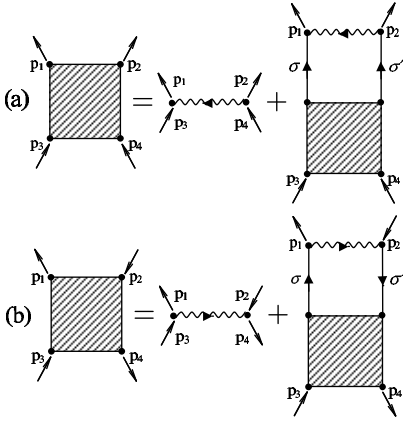


FIG. 2: Feynman diagrams for $\Gamma_{\sigma\sigma'}^{e-e}$ (a) and $\Gamma_{\sigma\sigma'}^{e-h}$ (b) in momentum space.

suggest for simplicity that the system considered has properties of a homogeneous system. As a result, the T matrix (6) in momentum space has the form.³¹

$$\Gamma_{\sigma\sigma'}^\alpha(p_1, p_2|p_3, p_4) = (2\pi)^4 \Gamma_{\sigma\sigma'}^\alpha(p_1, p_2|p_3, p_4) \times \delta[p_1 \pm p_2 - (p_3 \pm p_4)]. \quad (7)$$

In the notations, we use the upper sign for the $e-e$ and the lower sign for the $e-h$ case. The δ -function in Eq. (7) reflects the conservation of total four-momentum in a homogeneous system and

$$\Gamma_{\sigma\sigma'}^\alpha(p_1, p_2|p_3, p_4) = W(\pm p_1 \mp p_3) + \frac{i}{(2\pi)^4} \int dk W(k) G_\sigma(p_1 \mp k) G_{\sigma'}(p_2 + k) \times \Gamma_{\sigma\sigma'}^\alpha(p_1 \mp k, p_2 + k|p_3, p_4). \quad (8)$$

Feynman diagrams for $\Gamma_{\sigma\sigma'}^\alpha$ are shown in Fig. 2. It is convenient to introduce the total center-of-mass wave vector and the relative wave vectors¹⁸

$$Q = p_1 \pm p_2 = p_3 \pm p_4, \quad q = \frac{1}{2}(p_1 \mp p_2), \quad q' = \frac{1}{2}(p_3 \mp p_4).$$

In terms of these new variables the function $\Gamma_{\sigma\sigma'}^\alpha$ from Eq. (8) can be cast into the form given by

$$\Gamma_{\sigma\sigma'}^\alpha(q, q', Q) \equiv \Gamma_{\sigma\sigma'}^\alpha(\frac{1}{2}Q + q, \pm \frac{1}{2}Q \mp q | \frac{1}{2}Q + q', \pm \frac{1}{2}Q \mp q'). \quad (9)$$

Defining

$$\kappa_{\sigma\sigma', Q}^\alpha(k) = \frac{i}{(2\pi)^4} G_\sigma(Q \mp k) G_{\sigma'}(k) \quad (10)$$

and

$$\Phi_{\sigma\sigma'}^\alpha(q, k, Q) = \delta(q - k) - W(\pm q \mp k) \kappa_{\sigma\sigma', Q}^\alpha(\pm \frac{1}{2}Q \mp k), \quad (11)$$

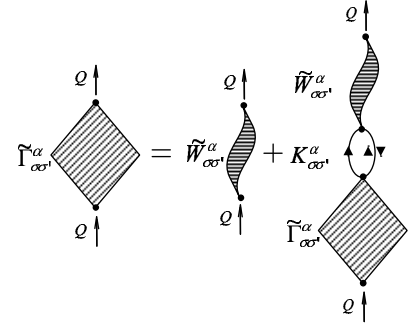


FIG. 3: A diagrammatic representation of the trial solution $\tilde{\Gamma}_{\sigma\sigma'}^\alpha(Q)$, Eq. (16), shown for the $e-e$ (up-directed arrow on the right-hand part of the bubble $K_{\sigma\sigma'}^\alpha$) and $e-h$ (down-directed arrow) cases.

one derives from the starting equation (8) the relation

$$\int dk \Phi_{\sigma\sigma'}^\alpha(q, k, Q) \Gamma_{\sigma\sigma'}^\alpha(k, q', Q) = W(\pm q \mp q'). \quad (12)$$

The integral Eq. (12) can also be obtained from the vanishing of a functional derivative

$$\frac{\delta F^\alpha[G, W, \Gamma]}{\delta \Gamma_{\sigma\sigma'}^\alpha(q, q', Q)} = 0, \quad (13)$$

where F , a functional of three independent variables G , W , and Γ , is given by

$$F^\alpha[G, W, \Gamma] = \sum_{\sigma\sigma'} \int dk dq' dQ \Gamma_{\sigma\sigma'}^\alpha(k, q', Q) \kappa_{\sigma\sigma', Q}^\alpha(\pm \frac{1}{2}Q \mp k) \times \left\{ \int dp \Phi_{\sigma\sigma'}^\alpha(k, p, Q) \Gamma_{\sigma\sigma'}^\alpha(p, q', Q) - 2W(\pm k \mp q') \right\} \kappa_{\sigma\sigma', Q}^\alpha(\pm \frac{1}{2}Q \mp q'). \quad (14)$$

Taking a trial solution in the spirit of the local approximation of Ref. 8

$$\Gamma_{\sigma\sigma'}^\alpha(q, q', Q) = \tilde{\Gamma}_{\sigma\sigma'}^\alpha(Q), \quad (15)$$

we find that

$$\tilde{\Gamma}_{\sigma\sigma'}^\alpha(Q) = \frac{\tilde{W}_{\sigma\sigma'}^\alpha(Q)}{1 - \tilde{W}_{\sigma\sigma'}^\alpha(Q) K_{\sigma\sigma'}^\alpha(Q)}, \quad (16)$$

where

$$K_{\sigma\sigma'}^\alpha(Q) = \int dp \kappa_{\sigma\sigma', Q}^\alpha(p),$$

$$\tilde{W}_{\sigma\sigma'}^\alpha(Q) = [K_{\sigma\sigma'}^\alpha(Q)]^{-1} M_{\sigma\sigma'}^\alpha(Q) [K_{\sigma\sigma'}^\alpha(Q)]^{-1},$$

$$M_{\sigma\sigma'}^\alpha(Q) = \int dq dp \kappa_{\sigma\sigma', Q}^\alpha(q) W(q - p) \kappa_{\sigma\sigma', Q}^\alpha(p).$$

Thus, we have obtained the T matrix as a function of the total center-of-mass wave vector Q only. Comparing

Eq. (16) with Eq. (5), one can see that instead of the Hubbard parameter U we have a momentum- and frequency-dependent local interaction $\widetilde{W}_{\sigma\sigma'}^\alpha(Q)$. The structure of $\widetilde{\Gamma}_{\sigma\sigma'}^\alpha$ in terms of this local interaction is schematically illustrated in Fig. 3.

III. IRREDUCIBLE POLARIZABILITY

We will show here that the T matrix (16) produces the irreducible polarizability in the form of Eq. (2) with the local-field factor existing in the literature. Actually, the T matrix allows one to sum the all-order exchange diagrams in the irreducible polarizability diagrammatic expansion (corresponding Feynman diagrams are shown in Fig. 4):

$$P(1, 2) = P^0(1, 2) + \sum_{\sigma} \int d3d4d5d6 G_{\sigma}(1, 3) G_{\sigma}(4, 1) \times T_{\sigma\sigma}^{e-h}(3, 4|5, 6) G_{\sigma}(2, 6) G_{\sigma}(5, 2). \quad (17)$$

In momentum space, we have

$$P(p) = - \sum_{\sigma} \int dkdq \kappa_{\sigma\sigma,p}^{e-h}(k) \{ \delta(k - q) + \Gamma_{\sigma\sigma}^{e-h}(k + \frac{1}{2}p, q + \frac{1}{2}p, p) \kappa_{\sigma\sigma,p}^{e-h}(q) \}. \quad (18)$$

By substituting the T matrix (16) into Eq. (18) one obtains³²

$$P(p) = - \sum_{\sigma} K_{\sigma\sigma}^{e-h}(p) [1 - \widetilde{W}_{\sigma\sigma}^{e-h}(p) K_{\sigma\sigma}^{e-h}(p)]^{-1}. \quad (19)$$

As a result, knowing that $P^0(Q) = - \sum_{\sigma} K_{\sigma\sigma}^{e-h}(Q)$, in the local approximation the irreducible polarizability $P(q)$ for paramagnetic systems has the following familiar form:³³

$$P(p) = P^0(p) \Lambda(p) = P^0(p) [1 + v_c(\mathbf{q}) \mathcal{G}(p) P^0(p)]^{-1} \quad (20)$$

with the local-field factor $\mathcal{G}(p) = \widetilde{W}^{e-h}(p)/2v_c(\mathbf{p})$, where $\widetilde{W}^{e-h}(p) = \frac{1}{2} \sum_{\sigma} \widetilde{W}_{\sigma\sigma}^{e-h}(p)$. This factor and the exchange part of the local-field factor of Ref. 8 are formally the same.

Next, we notice that, by representing the local interaction as $\widetilde{W}^{e-h} = v_c/\widetilde{\varepsilon}$, the local-field factor can be expressed in terms of the RPA dielectric response function $\varepsilon^0 = 1 - v_c P^0$ and the first order correction $\Delta\varepsilon^{(1)} = v_c \sum_{\sigma} M_{\sigma\sigma}^{e-h}$ to ε^0 as³⁴

$$\mathcal{G} = \frac{1}{2} \widetilde{\varepsilon}^{-1} = \frac{\Delta\varepsilon^{(1)}}{[1 - \varepsilon^0]^2}. \quad (21)$$

A similar expression for the imaginary part of $\mathcal{G}(q)$ and with the longitudinal Lindhard dielectric function instead

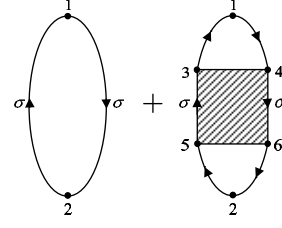


FIG. 4: Feynman diagrams for the irreducible polarizability P in coordinate space. The RPA bubble (on the left) and the ladder diagrams (on the right) expressed in terms of the T matrix (shaded square) are represented here.

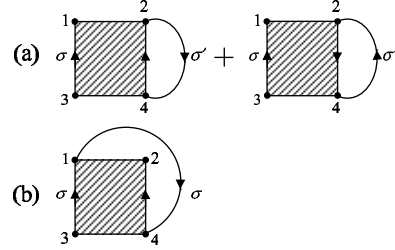


FIG. 5: Feynman diagrams for the direct (a) and exchange (b) terms of the electron self-energy.

of ε^0 was obtained in Ref. 9, where $\Delta\varepsilon^{(1)}$ contains the leading corrections to the RPA calculated within the model of the homogeneous electron gas. At $\omega = 0$, the factor (21) is akin to the static local-field factor which has been calculated and parametrized in Ref. 27.

Thus, in the $e-h$ case, we have the transparent connection between the obtained local interaction and the exchange part of the local-field factor arising from the first order in W exchange irreducible polarizability diagram. In this sense, the interaction \widetilde{W}^{e-h} agrees conceptually with the XC kernel considered in Ref. 35.

IV. SELF-ENERGY

In this section we show how the electron self-energy and the T matrix (16) are related. As is known,^{18,24,26} the electron self-energy obtained from the T matrix consists of a direct term and an exchange one (Feynman diagrams are shown in Fig. 5). The direct term

$$\Sigma_{\sigma}^d(1, 3) = -i \sum_{\sigma'} \int d2d4 \{ G_{\sigma'}(4, 2) T_{\sigma\sigma'}^{e-e}(1, 2|3, 4) + G_{\sigma'}(2, 4) T_{\sigma\sigma'}^{e-h}(1, 2|3, 4) \} \quad (22)$$

has $e-e$ and $e-h$ contributions, while the exchange term

$$\Sigma_{\sigma}^x(2, 3) = i \int d1d4 G_{\sigma}(4, 1) T_{\sigma\sigma}^{e-e}(1, 2|3, 4) \quad (23)$$

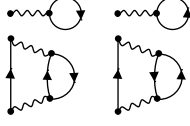


FIG. 6: Four redundant diagrams originated from the T^{e-e} matrix (left column) and from the T^{e-h} matrix (right column).

is defined by the spin-diagonal part of the T^{e-e} matrix only.

The Fourier transform of these terms leads to

$$\begin{aligned} \Sigma_{\sigma}^d(p) = & -\frac{i}{(2\pi)^4} \sum_{\sigma'} \int dk G_{\sigma'}(k) \\ & \times \left\{ \Gamma_{\sigma\sigma'}^{e-e} \left(\frac{p-k}{2}, \frac{p-k}{2}, p+k \right) \right. \\ & \left. + \Gamma_{\sigma\sigma'}^{e-h} \left(\frac{p+k}{2}, \frac{p+k}{2}, p-k \right) \right\} \quad (24) \end{aligned}$$

and

$$\begin{aligned} \Sigma_{\sigma}^x(p) = & \frac{i}{(2\pi)^4} \int dk G_{\sigma}(k) \\ & \times \Gamma_{\sigma\sigma}^{e-e} \left(\frac{k-p}{2}, \frac{p-k}{2}, p+k \right) \quad (25) \end{aligned}$$

correspondingly. It is obvious from Eqs. (24) and (25) that with the T matrix of Eq. (16) the exchange term and the spin-diagonal part of the $e-e$ contribution in the direct term are, in fact, identical except for a sign. As a result, as well as in the Hubbard models, these terms are canceled.

We notice here that, by substituting the T matrix as a solution of Eq. (12) into Eqs. (24) and (25), one obtains³⁶ for the direct term four lowest order diagrams (shown in Fig. 6) which disagree with the solution of the Hedin equations.³⁷ In order to avoid this problem, first of all, following Refs. 24 and 26, we merely separate the first order exchange term (the GWA electron self-energy term Σ_{σ}^{GW}) from others. Next, we formally expand the T matrix (16) into series, put into consideration a new value $\mathcal{T}_{\sigma\sigma'}^{\alpha}$, containing the second (or third in the $e-h$ case) and higher order in $\widetilde{W}_{\sigma\sigma'}^{\alpha}$ items, and connect this value with the T matrix. This procedure yields

$$\begin{aligned} \mathcal{T}_{\sigma\sigma'}^{e-e}(k) &= \widetilde{\Gamma}_{\sigma\sigma'}^{e-e}(k) K_{\sigma\sigma'}^{e-e}(k) \widetilde{W}_{\sigma\sigma'}^{e-e}(k), \\ \mathcal{T}_{\sigma\sigma'}^{e-h}(k) &= \widetilde{\Gamma}_{\sigma\sigma'}^{e-h}(k) [K_{\sigma\sigma'}^{e-h}(k) \widetilde{W}_{\sigma\sigma'}^{e-h}(k)]^2. \end{aligned}$$

On retaining the second order in $\widetilde{W}_{\sigma\sigma'}^{e-e}$ item in $\mathcal{T}_{\sigma\sigma'}^{e-e}$, we provide, thereby, the cancellation of the spin-diagonal $e-e$ part of $\Sigma_{\sigma}^d(p)$ and $\Sigma_{\sigma}^x(p)$. Thus, additionally to the GW term, we obtain as a T -matrix contribution to the

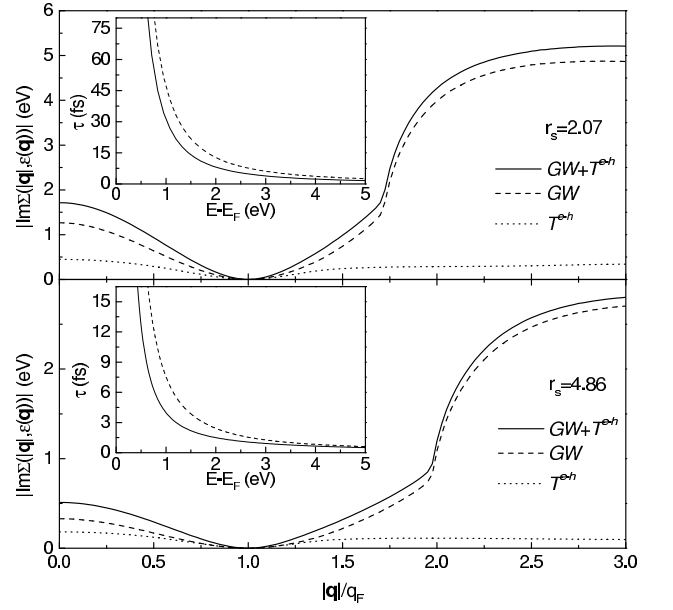


FIG. 7: The imaginary part of the electron self-energy $\text{Im}\Sigma[|\mathbf{q}|, \epsilon(\mathbf{q})]$ of the electron gas as a function of momentum $|\mathbf{q}|$ at $r_s = 2.07$ (aluminium) and $r_s = 4.86$ (potassium). $\text{Im}\Sigma^{GW}$ and $\text{Im}\Sigma^{T^{e-h}}$ are shown by dashed and dotted lines, respectively. Solid line represents the sum of these terms. Insets: the electron lifetime τ for the corresponding r_s values, versus the excitation energy $E - E_F$. Dashed (solid) line shows τ obtained from $\text{Im}\Sigma^{GW}$ ($\text{Im}[\Sigma^{GW} + \Sigma^{T^{e-h}}]$). $\epsilon(\mathbf{q})$ is the free electron energy and q_F (E_F) is the Fermi wave vector (energy).

electron self-energy the following:

$$\begin{aligned} \Sigma_{\sigma}^T(p) = & -\frac{i}{(2\pi)^4} \int dk \left\{ G_{-\sigma}(k) \mathcal{T}_{\sigma-\sigma}^{e-e}(p+k) \right. \\ & \left. + \sum_{\sigma'} G_{\sigma'}(k) \mathcal{T}_{\sigma\sigma'}^{e-h}(p-k) \right\}. \quad (26) \end{aligned}$$

Now we have only one term

$$\begin{aligned} \Sigma'_{\sigma}(p) = & -\frac{i}{(2\pi)^4} \int dk G_{-\sigma}(k-p) \widetilde{W}_{\sigma-\sigma}^{e-e}(k) \\ & \times K_{\sigma-\sigma}^{e-e}(k) \widetilde{W}_{\sigma-\sigma}^{e-e}(k), \end{aligned}$$

which should be excluded from the T -matrix contribution (26). As a result, the electron self-energy can be expressed as $\Sigma_{\sigma} = \Sigma_{\sigma}^{GW} + \Sigma_{\sigma}^T - \Sigma'_{\sigma}$. The last item is an analog of the so-called double counting term.^{2,24} In contrast to Ref. 26, such item is present at the $e-e$ contribution only.

Employing the established connection between $\widetilde{W}^{e-h}(q)$ and $\mathcal{G}(q)$, one can, in principle, evaluate the T^{e-h} -matrix contribution (26) (denoted as $\Sigma^{T^{e-h}}$) to the self-energy, additionally to the GW term, by using one of the local-field factors existing in the literature. But at present it can be seemingly done only for the

homogeneous electron gas for which these factors have been obtained and parametrized.

Here, in order to roughly estimate the magnitude of $\Sigma^{T^{e-h}}$, we exploit the static $\mathcal{G}(\mathbf{q})$ of Ref. 27. We have calculated the imaginary part of the electron self-energy for two values of the electron density corresponding to aluminium ($r_s = 2.07$) and potassium ($r_s = 4.86$). Our results are shown in Fig. 7. It follows from the figure that in general $\Sigma^{T^{e-h}}$ is essentially less than Σ^{GW} especially in the region where the decay due to creation of plasmons prevails. However, in the vicinity of the Fermi wave vector the T^{e-h} -matrix contribution amounts on average to $\sim 50\%$ (70%) in relation to the GW term for $r_s = 2.07$ (4.86). This fact says that the contribution in question can be important in calculations of the decay of excited electrons whose initial energy is close to the Fermi energy. It is clear from the insets in Fig. 7 that the multiple scattering leads to shortening of the lifetime of such electrons. Note also that the values of the ratio $\Sigma^{T^{e-h}}/\Sigma^{GW}$ become greater when the electron density decreases.

V. CONCLUSIONS

In conclusion, we have presented a variational solution of the Bethe-Salpeter equation which determines the T matrix describing multiple scattering both between two

electrons or two holes and between an electron and a hole. The solution has been obtained within a local approximation. The resulting expression for the T matrix is similar to that in Hubbard models but contains the local interaction depending on momentum and frequency. Thus the realized variational approach can be viewed as a method to evaluate the local interaction parameter U . In the case of multiple electron-hole scattering, a connection of this interaction with the local-field factors known from the literature has been established. We have also proposed a form of the T -matrix contribution to the electron self-energy which allows one to sum an infinite number of the electron-hole ladder diagrams for the electron self-energy without double counting.

Acknowledgments

We thank N.E. Zein for a critical reading of the manuscript. I.A.N. acknowledges V.M. Kuznetsov and V.M. Silkin for helpful discussions. This work was partially supported by the Research and Educational Center of Tomsk State University, Departamento de Educación del Gobierno Vasco, MCyT (Grant No. MAT 2001-0946), and by the European Community 6th framework Network of Excellence NANOQUANTA (Grant No. NMP4-CT-2004-500198).

-
- ¹ L. Hedin, Phys. Rev. **139**, A796 (1965).
² F. Aryasetiawan in *Strong Coulomb Correlations in Electronic Structure Calculations*, edited by V.I. Anisimov (Gordon and Beach, Singapore, 2001).
³ I.V. Solovyev and M. Imada, Phys. Rev. B **71**, 045103 (2005).
⁴ J. Hubbard, Proc. R. Soc. London, Ser. A **243**, 336 (1957).
⁵ G.D. Mahan, Comments Condens. Matter Phys. **16**, 333 (1994).
⁶ K.S. Singwi, M.P. Tosi, R.H. Land, and A. Sjölander, Phys. Rev. **176**, 589 (1968).
⁷ G.D. Mahan, *Many-Particle Physics* (Plenum Press, New York, 1990).
⁸ C.F. Richardson and N.W. Ashcroft, Phys. Rev. B **50**, 8170 (1994).
⁹ K. Schturm and A. Gusarov, Phys. Rev. B **62**, 16 474 (2000).
¹⁰ K. Morawetz, Phys. Rev. B **66**, 075125 (2002).
¹¹ E. Runge and E.K.U. Gross, Phys. Rev. Lett. **52**, 997 (1984); E.K.U. Gross and W. Kohn, *ibid.* **55**, 2850 (1985).
¹² I.V. Tokatly, R. Stubner, and O. Pankratov, Phys. Rev. B **65**, 113107 (2002).
¹³ In taking the Fourier transform, the vertex function $\Lambda(1,2,3)$ has been regarded as a function of 1 – 2 and 2 – 3. Here 1 stands for the four coordinates: space and time, $1 \equiv (\mathbf{r}_1, t_1)$.
¹⁴ R. Del Sole, L. Reining, and R.W. Godby, Phys. Rev. B **49**, 8024 (1994).
¹⁵ M. Hindgren and C.-O. Almbladh, Phys. Rev. B **56**, 12 832 (1997).
¹⁶ G. Vignale and K.S. Singwi, Phys. Rev. B **32**, 2156 (1985).
¹⁷ G.D. Mahan and B.E. Sernelius, Phys. Rev. Lett. **62**, 2718 (1989).
¹⁸ A.L. Fetter and J.D. Walecka, *Quantum Theory of Many-particle Systems* (McGraw-Hill, New York, 1971).
¹⁹ In contrast to the vertex function Λ , the T matrix is a function of the four space-time coordinates $T(1,2|3,4)$.
²⁰ See, e.g., F. Manghi, V. Bellini, and C. Arcangeli, Phys. Rev. B **56**, 7149 (1997), and references therein.
²¹ A. Schindlmayr, T.J. Pollehn, and R.W. Godby, Phys. Rev. B **58**, 12 684 (1998).
²² A. Liebsch, Phys. Rev. B **23**, 5203 (1981).
²³ C. Calandra and F. Manghi, Phys. Rev. B **45**, 5819 (1992).
²⁴ M. Springer, F. Aryasetiawan, and K. Karlsson, Phys. Rev. Lett. **80**, 2389 (1998).
²⁵ K. Karlsson and F. Aryasetiawan, Phys. Rev. B **62**, 3006 (2000).
²⁶ V.P. Zhukov, E.V. Chulkov, and P.M. Echenique, Phys. Rev. Lett. **93**, 096401 (2004).
²⁷ A. Tsolakidis, E.L. Shirley, and R.M. Martin, Phys. Rev. B **69**, 035104 (2004).
²⁸ M. Springer and F. Aryasetiawan, Phys. Rev. B **57**, 4364 (1998).
²⁹ F. Aryasetiawan, M. Imada, A. Georges, G. Kotliar, S. Biermann, and A.I. Lichtenstein, Phys. Rev. B **70**, 195104 (2004).

- ³⁰ S.S. Jha, K.K. Gupta, and J.W.F. Woo, Phys. Rev. B **4**, 1005 (1971).
- ³¹ Here the Γ notation of Ref. 18 for the Fourier transform of the T matrix is used.
- ³² It is worth emphasizing that if a trial solution in the form of $\Gamma_{\sigma\sigma'}^{e-h}(q, q', Q) = \tilde{\Gamma}_{\sigma\sigma'}^{e-h}(q', Q)$ were taken, Eq. (19) would be obtained again.
- ³³ In the case of paramagnetic systems the T^{e-h} matrix of Eq. (16) can be rewritten as $\Gamma^{e-h}(p) = W^{e-h}(p)\Lambda(p) = 2v_c(\mathbf{p})\mathcal{G}(p)\Lambda(p)$.
- ³⁴ According to Ref. 12, the local-field factor (21) and, consequently, $W^{e-h}(p)$ does not contain the $e-h$ singularities presented in the irreducible polarizability.
- ³⁵ I.V. Tokatly and O. Pankratov, Phys. Rev. Lett. **86**, 2078 (2001).
- ³⁶ This problem does not appear when we use the T matrix starting in its diagrammatic expansion from the third order in W . But in this case the local interaction $\tilde{W}_{\sigma\sigma'}^{\alpha}(k)$ has more complicated expression of the third order in W .
- ³⁷ J.C. Inkson, *Many-body Theory of Solids* (Plenum Press, New York, 1984).