

Chapter 1

ELECTRON DEPHASING IN MESOSCOPIC METAL WIRES

Norman O. Birge and F. Pierre*

Department of Physics and Astronomy, Michigan State University, East Lansing, MI 48824-2320
birge@pa.msu.edu

Abstract The low-temperature behavior of the electron phase coherence time, τ_ϕ , in mesoscopic metal wires has been a subject of controversy recently. Whereas theory predicts that $\tau_\phi(T)$ in narrow wires should increase as $T^{-2/3}$ as the temperature T is lowered, many samples exhibit a saturation of τ_ϕ below about 1 K. We review here the experiments we have performed recently to address this issue. In particular we emphasize that in sufficiently pure Ag and Au samples we observe no saturation of τ_ϕ down to our base temperature of 40 mK. In addition, the measured magnitude of τ_ϕ is in excellent quantitative agreement with the prediction of the perturbative theory of Altshuler, Aronov and Khmel'nitskii. We discuss possible explanations why saturation of τ_ϕ is observed in many other samples measured in our laboratory and elsewhere, and answer the criticisms raised recently by Mohanty and Webb regarding our work.

Keywords: electron dephasing, electron decoherence, mesoscopic physics

1. Introduction

The Fermi liquid theory is at the root of the description of electronic properties of metals. It states that, despite the long range Coulomb interaction, the low-energy excitations (quasiparticles) of a real metal have properties similar to those of a degenerate noninteracting electron gas. A key of the Fermi liquid theory is that as the temperature is reduced scattering of quasiparticles becomes very rare due to phase space constraints by the Pauli exclusion principle. As a result the broadening of quasiparticle states due to interactions becomes smaller.

*Permanent address: Laboratoire de Photonique et de Nanostructures (LPN)-CNRS, route de Nozay, 91460 Marcoussis, France.

However the proof of Fermi liquid theory relies on momentum conservation and hence is valid only in perfectly crystalline metals with translational symmetry. In disordered metals, such as metallic thin films deposited in e-gun or thermal evaporators, interactions between quasiparticles are stronger and energy dependent due to the reduced mobility of electrons. Hence there is great interest in knowing whether Fermi liquid theory is still valid in disordered metals at arbitrary low temperatures. In that vein, measuring the average lifetime of quasiparticle states τ_ϕ , also called the phase coherence time, provides a very powerful tool. Indeed, the description of low energy excitations by quasiparticles holds only as long as the energy broadening $\hbar/\tau_\phi(T)$ of the quasiparticles states remains small compared to their average energy $k_B T$. Moreover, for practical reasons, understanding the inelastic mechanisms which dominate the phase coherence time is crucial in the field of "mesoscopic physics" since many of the phenomena specific to this field rely on quantum coherent transport [1]. Processes that destroy electron phase coherence, such as electron-electron and electron-phonon scattering, limit the observability of most quantum-coherent mesoscopic phenomena. Hence understanding the sources of decoherence is essential to designing experiments or devices that rely on quantum-coherent transport.

In the early 70's, Schmid showed that the electron-phonon and electron-electron scattering rates could be much larger in disordered metals than in perfectly crystalline metals [2]. Altshuler, Aronov and coworkers then calculated the effect of electron-electron interactions on the quasiparticle lifetime and phase coherence in disordered metals [3]. At temperatures below about 1 K, electron-phonon scattering occurs rarely, hence the dominant process limiting electron phase coherence (in the absence of magnetic impurities) is electron-electron scattering. The temperature dependence of the phase coherence time depends on the sample dimensionality; in quasi-1D wires it is predicted to diverge with decreasing temperature as $\tau_\phi \propto T^{-2/3}$ [4]. That prediction was verified by experiments on Al wires (at temperatures down to 2 K) in 1986 [5] and on Au wires (down to 100 mK) in 1993 [6].

It came as a surprise in 1997 when Mohanty, Jariwala, and Webb (MJW) [7] reported measurements of $\tau_\phi(T)$ in six Au wires showing that, in contrast to theoretical expectations, τ_ϕ saturated at low temperature. MJW speculated that saturation of τ_ϕ at low temperature was an intrinsic, universal property of disordered metal wires. The same year, Pothier *et al.* showed that information about electron-electron interactions could also be deduced from measurements of the quasiparticle energy distribution function in a wire driven far from equilibrium by an applied voltage [8]. In their first experiments on Cu wires, Pothier *et al.* observed that the rate of energy exchange between quasiparticles was considerably larger than predicted by the theory of Altshuler and Aronov. Together, the experiments by MJW and by Pothier *et al.* suggested either that the stan-

standard theoretical picture of electron-electron interactions was incomplete, or that there was an extrinsic yet ubiquitous external factor playing an important role in both experiments.

Since 1997, we and our collaborators at Saclay have performed measurements of $\tau_\phi(T)$ and of energy exchange on many samples of Au, Ag, and Cu [9, 10, 11, 12, 13, 14, 15, 16]. A complete description of the $\tau_\phi(T)$ measurements was recently published [16]. In this article we summarize our main conclusions, present some additional data on Aharonov-Bohm conductance oscillations that did not appear in our earlier publications [15, 16] and answer the criticisms raised recently by Mohanty and Webb regarding our work [17].

2. τ_ϕ in pure Au and Ag samples

We determine the phase coherence time τ_ϕ in our wires by measuring the magnetoresistance in a magnetic field applied transverse to the wire, and fitting the data to the expression from weak localization theory, with the phase coherence length L_ϕ as a fit parameter. (L_ϕ is related to τ_ϕ through the relation $L_\phi = \sqrt{D\tau_\phi}$, where D is the electron diffusion constant.) The most reliable results are obtained if the wire is much longer than L_ϕ to limit the influence of measurement leads and to ensure that the random but reproducible "Universal Conductance Fluctuations" (UCF) are much smaller than the weak localization contribution to the magnetoconductance. Experimental details and the theoretical fitting function are provided in our earlier publications [9, 16].

Our most important results are depicted in Fig. 1.1. Here we show $\tau_\phi(T)$ for five samples fabricated from Ag or Au source material of 99.9999% purity. In these samples, τ_ϕ does not saturate, but rather continues to increase down to 40 mK – the base temperature of our dilution refrigerator. The solid lines in the figure are fits to the function:

$$\tau_\phi^{-1} = AT^{2/3} + BT^3, \quad (1.1)$$

where the first term describes dephasing by electron-electron scattering and the second term by electron-phonon scattering. Without further analysis, these data show that saturation of τ_ϕ is not a universal property of disordered metals, at least not at temperatures above 40 mK. Not only do the data obey the $T^{-2/3}$ temperature dependence at low temperature, but in addition the magnitude of the prefactor A in Eq. (1.1) is in excellent agreement with the theoretical prediction [4, 18]. (See [16] for a detailed quantitative comparison.)

A close inspection of Fig. 1.1 shows that there are slight deviations from the $T^{-2/3}$ behavior of $\tau_\phi(T)$ at the lowest temperatures measured. Hence one might argue that τ_ϕ does indeed saturate in these samples, but at temperatures below 40 mK. Obviously, we can not prove that such a statement is incorrect. We can, however, compare these data with measurements made by MJW on similar samples. For example, our samples Ag(6N)a and Au(6N) (see [16]

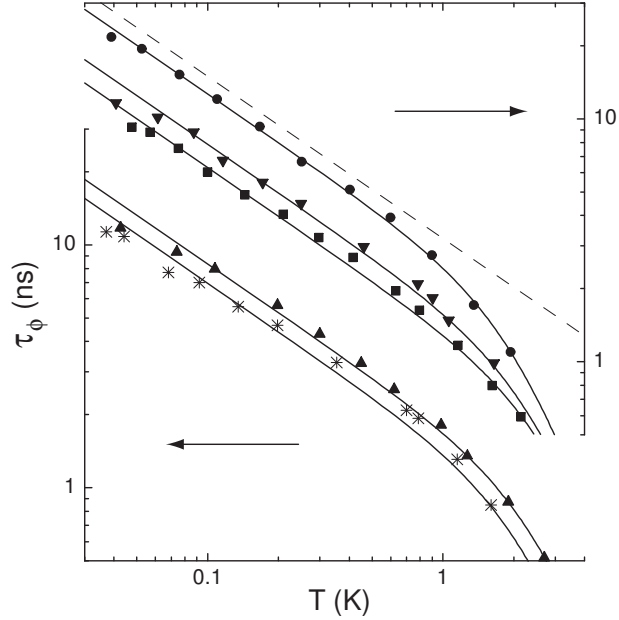


Figure 1.1. Phase coherence time vs temperature in 4 Ag samples (full symbols) and 1 Au sample (*), all fabricated from source materials of 99.9999% purity. Continuous lines are fits of the data to Eq. (1.1). For clarity, the graph has been split in two part, shifted vertically one with respect to the other. The quantitative prediction for electron-electron interactions in sample Ag(6N)c (\bullet) is shown as a dashed line. Taken from [16].

for sample parameters) have similar geometrical dimensions and diffusion constants as MJW's sample Au-3, and yet the maximum values of τ_ϕ in the former two samples are 9 ns and 11 ns, respectively, but only 2 ns in MJW's Au-3. Our sample Ag(6N)c has a similar diffusion constant as MJW's Au-6, whereas its maximum value of τ_ϕ is 22 ns compared with 3 ns for Au-6. From these comparisons it is impossible to escape the conclusion that the saturation observed by MJW, at least on the above mentioned samples, is not a universal property of disordered metals, but is rather due to some extrinsic factors.

Similar arguments have led us to reject a theoretical proposal by Golubev and Zaikin that there is always an intrinsic saturation of τ_ϕ caused by zero-point fluctuations of the electromagnetic field in the sample [19]. That theory was originally proposed to explain the data by MJW, which we now believe to be extrinsic. Furthermore, we have shown in ref. [16] that the theory of Golubev and Zaikin is not consistent with the large body of τ_ϕ data on metals now available in the literature and in particular not even with only the measurements made by MJW. A similar conclusion was reached by Gershenson, who compared

the Golubev-Zaikin predictions with τ_ϕ data in 2D metals and semiconductors [20].

Note that the arguments presented above do not prove that there is no intrinsic saturation of τ_ϕ at lower temperatures. The only way to address this question experimentally is to measure τ_ϕ in very pure samples at lower temperature. Unfortunately there have been few measurements of τ_ϕ in pure samples at temperatures below 40 mK. The nice measurements by Mueller *et al.* of τ_ϕ down to 20 mK in 2D Au films are unfortunately believed to be dominated by a small (sub-ppm) concentration of magnetic impurities [21]. Recently there have been measurements of τ_ϕ down to 20 mK in a two-dimensional electron gas using an innovative technique, namely a measurement of Aharonov-Bohm conductance oscillations in a large array of connected rings [22]. What was particularly valuable about this experiment is that several field harmonics were measured, and τ_ϕ was determined by ratios of amplitudes of adjacent harmonics. The determination of τ_ϕ then is very accurate because it does not depend on the measurement leads connected to the rings. In this experiment, τ_ϕ was found to obey the theoretically-predicted temperature dependence extremely accurately down to 20 mK.

Returning to the issue of the deviations from theory exhibited by the data shown in Fig. 1.1 at very low temperature, we have shown previously that they could be accounted for by residual magnetic impurities at concentrations of the order of 0.01 ppm, i.e. one impurity atom for every 10^8 host atoms [16].

3. Possible explanations for saturation of τ_ϕ

In spite of our strong belief that there is no experimental evidence for an intrinsic saturation of τ_ϕ , it is nonetheless a fact that an apparent saturation is observed in many experiments, not only by MJW, but also by many other groups including ourselves. Of the many samples we have measured, we observed saturation of τ_ϕ in all (two) Ag samples made from source material of 99.999% (5N) purity rather than 99.9999% (6N) purity, and also in all (six) Cu samples made from sources of both 5N and 6N purity [16]. Two of the three Au samples we measured contained large concentrations of Fe impurities, which dominated their low temperature dephasing [11]. A number of possible explanations have been proposed to explain this saturation. One of the first explanations to appear was that external electromagnetic interference could cause electron dephasing even without noticeably heating the electrons [23]. We can rule out this explanation for our own samples, because all of our samples were measured in the same cryostat at Michigan State University, and yet we have observed saturation of τ_ϕ in some samples but not in others of similar geometry and electrical resistance. Nevertheless, we can not rule out the role of external interference in

experiments performed by other groups; adequate filtering of the leads going into the cryostat is a constant concern for low temperature experimenters.

A second proposal is that saturation of τ_ϕ occurs due to interactions between the conduction electrons and two-level tunneling systems (TLS) in the metal (or perhaps even in the oxide on the substrate) [24, 25]. We emphasize that such a result does not follow from the standard model of TLS [26], which would lead to a dephasing rate proportional to the temperature [27]. Imry, Fukuyama, and Schwab found saturation of τ_ϕ only if they assumed that the distribution of tunneling matrix elements had an upper bound that was smaller than the temperature. (At lower temperatures they found $\tau_\phi(T) \propto T$, in agreement with the standard result.) It was pointed out later [28] that the TLS distribution proposed by Imry *et al.* would lead to a large anomaly in the specific heat of the metal at very low temperature. Such a specific heat anomaly has never been observed in disordered metals, although data are only available down to 100 mK [29]. One could argue that the distribution of tunneling matrix elements proposed in [24] might be more applicable to polycrystalline metals than to amorphous metals [30]. But measurements of $1/f$ resistance noise in polycrystalline metals are consistent with the standard TLS distribution [31]. A second proposal linking TLS to dephasing was based on the two-channel Kondo model [25]. The proposal is that a subset of the TLS with nearly symmetric double-well potentials and strong coupling to the conduction electrons could cause τ_ϕ to saturate in the temperature range $\Delta < T < T_K$, where Δ is the tunneling matrix element and T_K is the Kondo temperature. There is strong theoretical evidence that the strong coupling limit $\Delta < T_K$ of the two-channel Kondo model is inaccessible for real TLS in solids [32], although this topic is still under investigation [33].

The third proposal is that saturation of τ_ϕ is caused by magnetic impurities. This is an old idea, dating back to the pioneering work of Hikami *et al.* [34]. Indeed, in the 1980's, many experimenters who observed saturation of τ_ϕ attributed the behavior to small quantities of residual magnetic impurities [35, 36]. The main reason why this topic is still under discussion is that MJW specifically rejected this explanation for their data on Au wires. They based this rejection on the fact that the most common magnetic impurity in Au is Fe, which causes a non-monotonic temperature dependence of $\tau_\phi(T)$ in the probed temperature range. In the presence of Fe impurities, τ_ϕ may exhibit a saturation at temperatures above 0.3 K (the Kondo temperature of Fe in Au), but it then "desaturates" (i.e. increases) at lower temperatures [7, 11, 37].

Although we agree with MJW that Fe impurities in Au do not lead to a saturation of τ_ϕ below 0.3K, we nonetheless disagree with ruling out magnetic impurities altogether. Other magnetic ions in Au, such as Cr or Mn, have much lower Kondo temperatures [38]. To test whether magnetic impurities with low T_K can lead to saturation of τ_ϕ , we have measured τ_ϕ in Ag samples

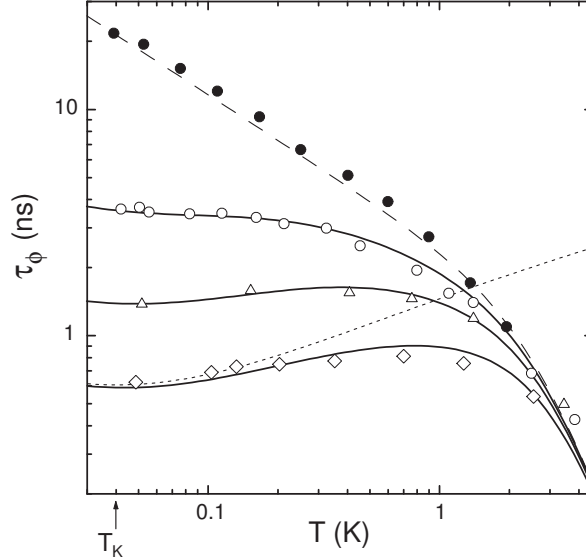


Figure 1.2. Phase coherence time as function of temperature in several silver wires. Sample Ag(6N)c (●) is made of the purest silver source. Samples Ag(5N)b (○), Ag(5N)_{cMn0.3} (△) and Ag(5N)_{dMn1} (◇) were evaporated simultaneously using our 5N silver source. Afterward, 0.3 ppm and 1 ppm of manganese was added by ion implantation respectively in samples Ag(5N)_{cMn0.3} and Ag(5N)_{dMn1}. The presence of very dilute manganese atoms, a magnetic impurity of Kondo temperature $T_K = 40$ mK, reduces τ_ϕ leading to an apparent “saturation” at low temperature. Continuous lines are fits of $\tau_\phi(T)$ taking into account the contributions of electron-phonon and electron-electron interactions (dashed line) and spin flip collisions using the concentration c_{mag} of magnetic impurity as a fit parameter (dotted line is τ_{sf} for $c_{\text{mag}} = 1$ ppm). Best fits are obtained using $c_{\text{mag}} = 0.13, 0.39$ and 0.96 ppm respectively for samples Ag(5N)b, Ag(5N)_{cMn0.3} and Ag(5N)_{dMn1}, in close agreement with the concentrations implanted and consistent with the source material purity used. Taken from [16].

intentionally doped with very small concentrations of Mn impurities. Fig. 1.2 shows our results [16]. The top curve shows τ_ϕ in one of the very pure (6N) Ag wires shown earlier, for comparison. The second curve shows τ_ϕ in a Ag wire of slightly less purity (5N instead of 6N), and the two lower curves show τ_ϕ for Ag wires implanted with 0.3 ppm and 1.0 ppm Mn impurities, respectively. The implanted wires were fabricated from 5N purity Ag (the 6N source was not available at the time of this experiment), and the bare Ag wire Ag5Nb already shows a saturation of τ_ϕ . The crucial point we demonstrate here is that by implanting Mn impurities we further reduce τ_ϕ and that it is still nearly independent of temperature below 1K. To understand these results, we have fit $\tau_\phi(T)$ to a sum of dephasing rates due to electron-phonon, electron-electron, and spin-flip scattering processes. The latter process, shown by the dotted line for a

Mn concentration of 1 ppm, is represented by the Nagaoka-Suhl approximation, which is expected to be valid for temperatures $T > T_K$. The concentrations of Mn impurities deduced from the fits are in close agreement with the nominal concentrations determined during the ion implantation process [16]. The fits show that the opposite temperature dependences of the electron-electron and spin-flip scattering rates can lead to a nearly temperature-independent τ_ϕ over a substantial temperature range. Once the concentration of Mn exceeds about 1 ppm, a noticeable dip in τ_ϕ (i.e. a peak in the spin-flip scattering rate) is apparent. Note that for such low concentration of magnetic impurities the Kondo contribution to the temperature dependence of the resistivity is invisible, hidden by the larger contribution of electron-electron interactions [16].

4. Aharonov-Bohm experiments in large Cu rings

The results of the previous section demonstrate that the presence of magnetic impurities with low Kondo temperature can lead to an observed saturation of τ_ϕ , if their concentration is in the range 0.1 - 1 ppm. But that does not mean that whenever one observes saturation of τ_ϕ , it must be due to magnetic impurities. What one needs is a method to measure directly the presence of magnetic impurities at very low concentrations [39]. Since τ_ϕ is itself extremely sensitive to magnetic impurities, a good way to detect minute quantities of impurities is to measure τ_ϕ as a function of the applied magnetic field B . Once B is large enough such that $g\mu_B B \gg k_B T$, the magnetic impurity spins are frozen into their ground states, and there is no longer dephasing by spin-flip scattering [40]. τ_ϕ should then increase to the value determined solely by electron-electron scattering (in absence of other extrinsic dephasing mechanisms).

There are two methods from mesoscopic physics that allow one to measure τ_ϕ in high field. One is to measure the amplitude and characteristic field scale of the universal conductance fluctuations (UCF) in a narrow wire, and the other is to measure the amplitude of Aharonov-Bohm (AB) conductance oscillations in a small ring. Our experiments are in the temperature regime $L_T < L_\phi$, where $L_T = \sqrt{\hbar D/k_B T}$ is the thermal length. In that regime the UCF amplitude is proportional to $L_\phi^{1/2}$ (or $\tau_\phi^{1/4}$), and the UCF characteristic magnetic field scale is proportional to $1/L_\phi$. The amplitude of Aharonov-Bohm oscillations, on the other hand, varies exponentially with the ratio of the ring circumference to L_ϕ , hence in principle it can be much more sensitive than UCF to small changes in L_ϕ . Moreover, because the AB oscillations are much narrower in B than UCF fluctuations, it is possible to measure the full dependence of the phase coherence time $\tau_\phi(B)$ with the applied magnetic field, rather than only its high field value. We note that Benoit *et al.* demonstrated many years ago, in a pioneering experiment, that AB oscillations are strongly reduced at low field in presence of a relatively large concentration (40 and 120 ppm) of magnetic

impurities but increase dramatically when the magnetic field is large enough to freeze the spins [41]. In contrast, we demonstrated that this known effect can be used to detect extremely dilute magnetic impurities [15].

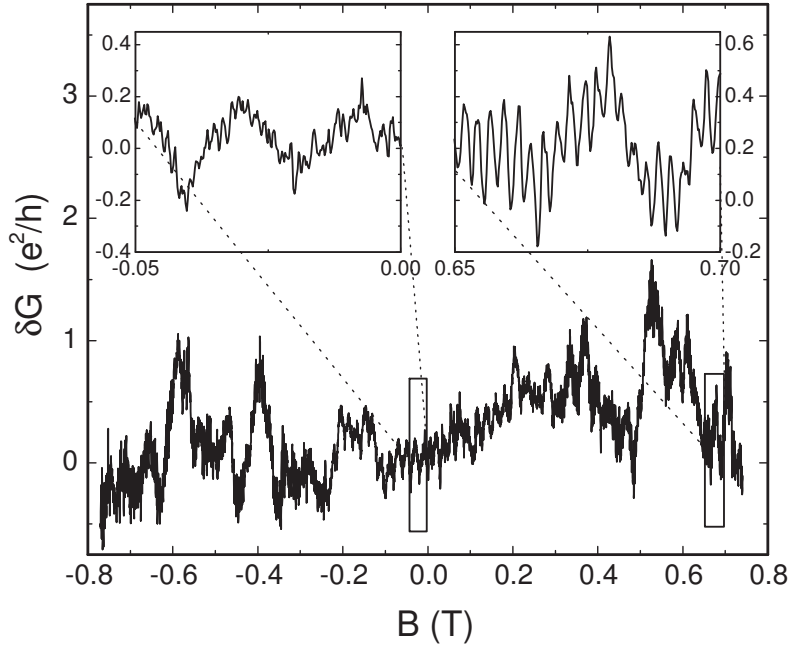


Figure 1.3. Measured conductance changes of the ring in sample Cu4, in units of e^2/h , as a function of magnetic field at a temperature $T = 40$ mK. The narrow Aharonov-Bohm oscillations ($\Delta B \simeq 2.5$ mT) are superimposed on the larger and much broader universal conductance fluctuations. Left inset: blowup of the data near zero field. The AB oscillations are hardly visible. Right inset: blowup of the data at large magnetic field. The AB oscillations are much larger.

We chose to perform the AB experiment in Cu rings, because we always observed saturation of τ_ϕ in Cu, even in samples made from 99.9999% purity source material. To optimize the sensitivity of the AB amplitude to changes in τ_ϕ , one should make the ring circumference as large as possible without decreasing the AB signal below the noise floor of the experiment (a rule of thumb is to make the circumference comparable to L_ϕ). Fig. 1.3 shows the conductance vs. magnetic field of a Cu ring of diameter $1.5 \mu\text{m}$ at $T = 40$ mK. (Raw data from the same sample at $T = 100$ mK were published in [15].) The main part of the figure shows predominantly UCF, as the AB oscillations occur on a field scale too narrow to discern on this scale. The insets show blow-ups of the field regions from -0.05 to 0 T, and from 0.65 to 0.7 T. In the first region, the AB oscillations are essentially invisible, and one sees only UCF. In the second

region, large AB oscillations are clearly present. Their periodicity is ≈ 2.4 mT, consistent with the nominal ring diameter of $1.5 \mu\text{m}$. Returning to the main part of the figure, it is now apparent that the AB oscillations (and maybe also the UCF) are small near zero field, and grow considerably once B exceeds about $0.2 - 0.3$ T in absolute value. Similar data at 100 mK show that this characteristic field scale is proportional to the temperature (see Fig. 4 in [15]). In addition, the data of AB oscillation amplitude as a function of magnetic field can be fit quantitatively with models describing the freezing out of the spin-flip scattering process by the magnetic field [15, 16, 42]. At high field, the data are consistent with the values of τ_ϕ predicted by the theory of electron-electron scattering [4]. Together, these observations confirm the hypothesis that the small value of τ_ϕ extracted from the low-field magnetoresistance in Cu samples is due to spin-flip scattering by magnetic impurities, most likely in the Cu oxide at the surface of our wires [43].

In a recent paper, Mohanty and Webb (MW) [17] criticized our work on the AB effect, stating that "it is not clear as to why the peak-to-peak amplitude of the oscillations even at the highest field is more than an order of magnitude smaller than the usual value of e^2/h (see, for instance, Fig. 10b of Ref. [44])." Actually, the reason for this apparent discrepancy is explained very clearly in the review article by Washburn and Webb [44]; it is due to the relative size of the ring and the thermal length $L_T = \sqrt{\hbar D/k_B T}$. We list these parameters in Table 1.1 for our large Cu ring and for the larger of the two Au rings studied by Webb and coworkers in the mid-80's [45, 46, 44]. Our experiments on the Cu ring were performed in the limit $L_T < \pi r$ (or equivalently $k_B T > E_c$, where $E_c = \hbar D/(\pi r)^2$ is the correlation energy), hence the AB oscillation amplitude is reduced by a factor $L_T/\pi r$ relative to the zero-temperature result. At $T = 100$ mK, the peak-to-peak amplitude of the oscillations shown in Fig. 3 of our paper [15] is about $0.2e^2/h$. Fig. 1.3 above shows that the AB amplitude is approximately twice as large at 40 mK. (That could also be deduced from Fig. 4 in [15].) From Table I, we expect the AB amplitude to reach the zero-temperature limit e^2/h only at very low temperature – about 7 mK, when $L_T \approx \pi r$. In contrast, the Au ring from the earlier work was in the limit $L_T > \pi r$ for temperatures below about 30 mK. The crossover from $L_T > \pi r$ to $L_T < \pi r$ is shown in Fig. 12 of [44] as a function of temperature for a small Au ring and as a function of voltage for the large ring. (In the latter case, L_T is replaced by $L_V = \sqrt{\hbar D/eV}$.)

Similar considerations relating to the relative sizes of the three length scales – L_ϕ , L_T , and πr – explain the other observations regarding AB oscillations made by MW [17]. Their comment that AB oscillations in the early samples displayed no field dependence is consistent with the fact that $L_\phi > \pi r$ in those samples already at $B=0$ [48]. MW also comment that the temperature dependence of the AB amplitude in the earlier work is governed primarily by

Table 1.1. Comparison of Aharonov-Bohm experiments: sample size, thermal length, dephasing length. The values of L_T and L_ϕ given in the table are evaluated at the temperatures shown (different for each experiment), and at high magnetic field for the Cu sample.

material	ref.	D (cm ² /s)	T (mK)	L_T (μm)	πr (μm)	L_ϕ (μm)	regime
Cu	[15]	52	40	1.0	2.4	7.0	$L_T < \pi r < L_\phi$
Au	[45]	68	10	2.3	1.3	1.7	$\pi r < L_T \approx L_\phi$
Ag	[47]	100	1.7	0.25	1.6	0.9	$L_T < L_\phi < \pi r$

L_T rather than by L_ϕ . Again, that is true in the regime $L_T < \pi r < L_\phi$, but is no longer the case when $L_\phi < \pi r$. The latter situation was explored by Chandrasekhar *et al.*, who measured AB oscillations in Al and Ag rings at much higher temperature. Those workers observed that the AB oscillation amplitude decreased with temperature faster than T^{-1} , presumably due to both the $L_T \propto T^{-1/2}$ prefactor and the T-dependence of L_ϕ .

5. Conclusions

The most important conclusion from this work is that there is as yet no experimental evidence that the saturation of $\tau_\phi(T)$ often observed at low temperature is an intrinsic property of disordered metals. Rather, just the opposite is true. In very pure Ag and Au samples, the low-temperature behavior of $\tau_\phi(T)$ is quantitatively consistent with the theoretical predictions of Altshuler, Aronov, and Khmel'nitskii [4].

We caution that our work does not answer definitively the question as to why a saturation of τ_ϕ is often observed in mesoscopic metal samples. In our own samples that exhibit such a saturation, we have always been able to attribute it to the presence of dilute magnetic impurities. That is also true in the case of experiments on energy exchange performed at Saclay [14] in parallel with our work. But our results do not imply that the magnetic impurity explanation is universal. In their recent paper [17], Mohanty and Webb present data on Universal Conductance Fluctuations (UCF) up to high magnetic field, which they interpret as showing that the saturation of L_ϕ in those two samples is not due to magnetic impurities. As discussed earlier, we believe that measurements of UCF are not the best way to determine L_ϕ , because UCF are not very sensitive to L_ϕ . (Indeed, even putting aside questions about prefactors, the *relative* size of L_ϕ in the two samples measured in [17] is opposite when L_ϕ is extracted from the UCF amplitude or from the UCF magnetic field scale. See Figs. 3 and 4 in [17].) But even if the interpretation in [17] is correct, those experiments do *not* justify the conclusion of that paper that saturation of τ_ϕ is intrinsic.

Experimental measurements of τ_ϕ have also been carried out in amorphous metallic alloys [49]. It is our belief that control of sample purity in those systems is considerably more difficult than in the noble metals, and we have already seen that even minute concentrations of magnetic impurities in the latter can lead to a drastic reduction of τ_ϕ relative to its intrinsic value. On the other hand, the amorphous alloys are in the limit $k_F l_e \approx 1$, rather than $k_F l_e \gg 1$ where the perturbative theories [4] are most likely to be valid (k_F is the Fermi wavevector and l_e is the mean free path). Hence they represent a potentially fruitful area for further study. At the present time, however, we are hesitant to draw conclusions about "intrinsic" saturation of τ_ϕ from that work [50].

This work was supported by NSF grants DMR-9801841 and 0104178, and by the Keck Microfabrication Facility supported by NSF DMR-9809688. We thank our collaborators: A. Anthore, M. Devoret, D. Esteve, A. Gougam, S. Guéron, and H. Pothier. We have also enjoyed interesting discussion with many people, including I. Aleiner, B.L. Altshuler, V.I. Fal'ko, L.I. Glazman, M.G. Vavilov and A.D. Zaikin.

References

- [1] For a review, see *Mesoscopic Phenomena in Solids*, edited by B.L. Altshuler, P.A. Lee, and R.A. Webb, North-Holland, Amsterdam, (1991).
- [2] A. Schmid, Z. Physik **259**, 421 (1973) and **271**, 251 (1974).
- [3] For a review, see B.L. Altshuler and A.G. Aronov in *Electron-Electron Interactions in Disordered Systems*, edited by A.L. Efros and M. Pollak, North-Holland, Amsterdam, p. 1 (1985).
- [4] B.L. Altshuler, A.G. Aronov, and D.E. Khmelnitsky, J. Phys. C **15**, 7367 (1982).
- [5] S. Wind, M.J. Rooks, V. Chandrasekhar, D.E. Prober, Phys. Rev. Lett. **57**, 633 (1986).
- [6] P.M. Echternach, M.E. Gershenson, H.M. Bozler, A.L. Bogdanov, and B. Nilsson, Phys. Rev. B **48**, 11516 (1993).
- [7] P. Mohanty, E.M.Q. Jariwala, and R.A. Webb, Phys. Rev. Lett. **78**, 3366 (1997).
- [8] H. Pothier, S. Guéron, N.O. Birge, D. Esteve, and M.H. Devoret, Phys. Rev. Lett. **79**, 3490 (1997).
- [9] A.B. Gougam, F. Pierre, H. Pothier, D. Esteve, and N.O. Birge, J. Low Temp. Phys. **118**, 447 (2000).
- [10] F. Pierre, H. Pothier, D. Esteve, and M.H. Devoret, J. Low Temp. Phys. **118**, 437 (2000).
- [11] F. Pierre, H. Pothier, D. Esteve, M.H. Devoret, A. Gougam, and N.O. Birge, in *Kondo Effect and Dephasing in Low-Dimensional Metallic Systems*,

- edited by V. Chandrasekhar, C. Van Haesendonck, and A. Zawadowski, Kluwer, Dordrecht, p. 119 (2001).
- [12] F. Pierre, *Ann. Phys. (Paris)* **26**, N4 (2001).
- [13] A. Anthore, F. Pierre, H. Pothier, D. Esteve, and M.H. Devoret, in *Electronic Correlations: From Meso- to Nano-Physics*, edited by T. Martin, G. Montambaux and J. Trần Thanh Vân, EDP Sciences (2001) (cond-mat/0109297).
- [14] A. Anthore, F. Pierre, H. Pothier and D. Esteve, *Phys. Rev. Lett.* **90**, 076806 (2002).
- [15] F. Pierre and N.O. Birge, *Phys. Rev. Lett.* **89**, 206804 (2002).
- [16] F. Pierre, A. Gougam, A. Anthore, H. Pothier, D. Esteve, and N.O. Birge, *Phys. Rev. B* **68** 085413 (2003).
- [17] P. Mohanty and R.A. Webb, *Phys. Rev. Lett.* **91**, 066604 (2003).
- [18] I.L. Aleiner, B.L. Altshuler, and M.E. Gershenson, *Waves Random Media* **9**, 201 (1999).
- [19] D.S. Golubev and A.D. Zaikin, *Phys. Rev. Lett.* **81**, 1074 (1998).
- [20] M.E. Gershenson, *Ann. Phys. (Leipzig)* **8**, 559 (1999).
- [21] R.M. Mueller, R. Stasch and G. Bergmann, *Solid St. Comm.* **91**, 255 (1994).
- [22] M. Ferrier, L. Angers, S. Guéron, D. Mailly, H. Bouchiat, C. Texier, and G. Montambaux, preprint.
- [23] B.L. Altshuler, M.E. Gershenson, and I.L. Aleiner, *Physica E* **3**, 58 (1998).
- [24] Y. Imry, H. Fukuyama, and P. Schwab, *Europhys. Lett.* **47**, 608 (1999).
- [25] A. Zawadowski, J. von Delft, and D.C. Ralph, *Phys. Rev. Lett.* **83**, 2632 (1999).
- [26] P.W. Anderson, B.I. Halperin and C.M. Varma, *Philos. Mag.* **25**, 1 (1972); W.A. Phillips, *J. Low Temp. Phys.* **7**, 351 (1972).
- [27] J.L. Black, B.L. Gyorffy and J. Jackle, *Philos. Mag. B* **40**, 331 (1979).
- [28] I.L. Aleiner, B.L. Altshuler, and Y.M. Galperin, *Phys. Rev. B* **63**, 201401 (2001).
- [29] J.E. Graebner, B. Golding, R.J. Schutz, F.S.L. Hsu, and H.S. Chen, *Phys. Rev. Lett.* **39**, 1480 (1977).
- [30] The unusual TLS distribution proposed by Imry *et al.* in [24] might apply to special situations, such as Au impurities in indium oxide. See Y. Imry, Z. Ovadyahu and A. Schiller, these proceedings (cond-mat/0312135).
- [31] N.O. Birge, B. Golding and W.H. Haemmerle, *Phys. Rev. B* **42**, 2735 (1990).
- [32] I.L. Aleiner and D. Controzzi, *Phys. Rev. B* **66**, 045107 (2002).

- [33] L. Borda, A. Zawadowski, and G. Zaránd, *Phys. Rev. B* **68**, 045114 (2003).
- [34] S. Hikami, A.I. Larkin, and Y. Nagaoka, *Prog. Theor. Phys.* **63**, 707 (1980).
- [35] B. Pannetier, J. Chaussy, R. Rammal, and P. Gandit, *Phys. Rev. B* **31**, 3209 (1985).
- [36] J.J. Lin and N. Giordano, *Phys. Rev. B* **33**, 1519 (1986).
- [37] F. Schöpfer, C. Bäuerle, W. Rabaud, and L. Saminadayar, *Advances in Solid State Physics*, Vol 43, edited by B. Kramer, Springer Verlag, Berlin (2003) (cond-mat/0306276).
- [38] D.K. Wohlleben and B.R. Coles, *Magnetism*, edited by H. Suhl, Academic, New York (1973), Vol. 5.
- [39] At concentrations larger than a few ppm, the presence of magnetic impurities in mesoscopic wires can be detected from their logarithmic contribution to the temperature-dependence of the resistivity.
- [40] Although frozen spins do not suppress UCF and the \hbar/e Aharonov-Bohm effect, they do suppress the weak localization contribution to the conductivity. This subtlety is discussed in [42].
- [41] A.D. Benoit, S. Washburn, R.A. Webb, D. Mailly, and L. Dumoulin, *Anderson Localization*, edited by T. Ando and H. Fukuyama, Springer, (1988).
- [42] M.G. Vavilov and L.I. Glazman, *Phys. Rev. B.* **67**, 115310 (2003).
- [43] J. Vranken, C. Van Haesendonck, and Y. Bruynseraede, *Phys. Rev. B* **37**, 8502 (1988).
- [44] S. Washburn and R.A. Webb, *Rep. Prog. Phys.* **55**, 1311 (1992).
- [45] R.A. Webb, S. Washburn, C.P. Umbach, and R.B. Laibowitz, *Phys. Rev. Lett.* **54**, 2696 (1985).
- [46] S. Washburn, C.P. Umbach, R.B. Laibowitz, and R.A. Webb, *Phys. Rev. B* **32**, 4789 (1985).
- [47] V. Chandrasekhar, M.J. Rooks, S. Wind, and D. Prober, *Phys. Rev. Lett.* **55**, 1610 (1985).
- [48] Had Webb *et al.* [45] measured AB oscillations in Au rings twice as large, they might well have observed a strong dependence of the oscillation amplitude on B, if the rather short value of L_ϕ at B=0 was indeed due to the presence of Fe impurities in the Au.
- [49] J.J. Lin, Y.L. Zhong, and T.J. Li, *Europhys. Lett.* **57**, 872 (2002).
- [50] For a review of τ_ϕ saturation in metallic alloys and semiconductors see J.J. Lin and J.P. Bird, *J. Phys.: Condens. Matter*, **14**, R501, (2002).