

Transport properties of dense fluid argon

Sorin Bastea*

Lawrence Livermore National Laboratory, P.O. BOX 808, Livermore, CA 94550

(Dated: 18 September 2003)

We calculate using molecular dynamics simulations the transport properties of realistically modeled fluid argon at pressures up to $\simeq 50\text{GPa}$ and temperatures up to 3000K . In this context we provide a critique of some newer theoretical predictions for the diffusion coefficients of liquids and a discussion of the Enskog theory relevance under two different adaptations: modified Enskog theory (MET) and effective diameter Enskog theory. We also analyze a number of experimental data for the thermal conductivity of monoatomic and small diatomic dense fluids.

PACS numbers: 66.10.Cb, 66.20.+d, 66.60.+a

Many real fluids are very well represented as ensembles of identical molecules interacting through pairwise spherical potentials and, except for more exotic versions of such interactions where molecular dynamics is still a very useful tool [1], the thermodynamics of these systems has been well understood for a fairly long time in the context of various statistical mechanics theories [2]. The transport properties on the other hand, i.e. self-diffusion coefficient, viscosity, thermal conductivity, are less amenable to accurate theoretical calculation and require computationally intense molecular dynamics simulations, hence the continuing interest in their study [3, 4, 5]. Through a natural although *ad hoc* extension of the dilute gas Boltzmann equation, Enskog transport theory [6] provided the first prediction of the transport coefficients of the hard sphere fluid and opened the way to the calculation of transport properties of real dense fluids. Other, more heuristic theories have been also proposed, relying on general physical concepts such as “free-volume” and “caging” [9, 10], and excess-entropy scaling [3, 11]. The predictive capabilities of all these methods are critically affected by both their intrinsic limitations and the additional interpretations required when they are applied to real fluids [7, 8]. The molecular dynamics calculation of the transport coefficients of the hard sphere fluid model [12] has provided important insights on the limitations of the Enskog theory in the high density regime, as well as the connection between microscopics and hydrodynamics. Experimental results on the transport properties of liquids at high pressures, e.g. tens of GPa, are only now becoming available for both molecular fluids [13] and liquid metals [14]. Here we present molecular dynamics calculations of the transport properties of realistically modeled argon at pressures up to $\simeq 50\text{GPa}$ and temperatures up to 3000K . In this context we provide a critique of some newer theoretical predictions for the diffusion coefficients of liquids and a discussion of the Enskog theory relevance under two different adaptations: modified Enskog theory (MET) and effective diameter Enskog theory. We also analyze a number of experimental data for the

thermal conductivity of monoatomic and small diatomic dense fluids.

Argon is generally believed to behave as a quintessential classical fluid in a rather wide range of densities and temperatures and it has been often modeled as a Lennard-Jones system [15]. More accurate representations of its interactions are also available, e.g. the Barker-Fisher-Watts (BFW) potential [16], but they are more complicated and have been tested only at low pressures. A relatively simple pair-interaction that can account very well for the high density, high temperature thermodynamics of argon [17] is the Buckingham *exponential-6* potential:

$$u(r) = \epsilon \left[A e^{-\alpha \frac{r}{r_0}} - B \left(\frac{r_0}{r} \right)^6 \right] \quad (1)$$

with well-depth ϵ corresponding to distance r_0 , and α a numerical constant: $A = 6e^\alpha/(\alpha - 6)$, $B = \alpha/(\alpha - 6)$, the general properties of which have been well studied [18]. In addition to argon the *exponential-6* parametrization was shown to yield appropriate thermodynamics for other molecular fluids as well [19], e.g. N_2 , O_2 , CO_2 , CH_4 , CO etc., particularly in the dense, hot regimes corresponding to shock-waves, detonations or planetary modeling [20]. The understanding of such dynamic processes requires a knowledge of both the thermodynamic and transport properties of these fluids and their mixtures, and we study argon as a representative example. Other molecular fluids and the limitations of *exponential-6* modeling for small diatomics are also discussed in connection with available high pressure thermal transport experimental results.

We set $\epsilon/k_B = 122\text{K}$, $r_0 = 3.85\text{\AA}$, $\alpha = 13.2$ corresponding to argon [17], and perform microcanonical (NVE) molecular dynamics simulations with 500 particles (and some with 864 particles) in a cube $L \times L \times L$ with periodic boundary conditions. The temperatures studied are $T = 298, 1000, 3000\text{K}$ and densities from slightly above the critical density ($\rho_c \simeq 0.54\text{g/cm}^3$) to just below freezing, i.e. approximately 1.95g/cm^3 at 300K , 2.75g/cm^3 at 1000K and 4.05g/cm^3 at 3000K (for comparison the triple point density is $\simeq 1.14\text{g/cm}^3$). The corresponding pressures are up to about 1.3GPa , 9.3GPa and 52GPa , respectively. The transport coefficients D -

*Electronic address: bastea2@llnl.gov

(self-)diffusion coefficient, η - shear viscosity and λ - thermal conductivity, are calculated using the Green-Kubo formalism [21]. This entails determining the long time behavior of time integrals of auto-correlation functions of appropriate microscopic currents:

$$D = \lim_{t \rightarrow \infty} D(t) \quad (2a)$$

$$D(t) = \int_0^t \langle v_{ix}(0)v_{ix}(\tau) \rangle d\tau$$

$$\eta = \lim_{t \rightarrow \infty} \eta(t) \quad (2b)$$

$$\eta(t) = \frac{1}{Vk_B T} \int_0^t \langle \sigma_{xy}(0)\sigma_{xy}(\tau) \rangle d\tau$$

$$\lambda = \lim_{t \rightarrow \infty} \lambda(t) \quad (2c)$$

$$\lambda(t) = \frac{1}{Vk_B T^2} \int_0^t \langle J_x^e(0)J_x^e(\tau) \rangle d\tau$$

where $\hat{\sigma}$ and \mathbf{J}^e are the microscopic stress tensor and energy current, respectively, easily calculated in the course of molecular dynamics simulations:

$$\sigma_{xy}(\tau) = \sum_i [m_i v_{ix}(\tau)v_{iy}(\tau) + y_i(\tau)F_{ix}(\tau)] \quad (3a)$$

$$J_x^e(\tau) = \sum_i v_{ix}(\tau) \left\{ \frac{1}{2} m_i v_i^2(\tau) + \frac{1}{2} \sum_{j \neq i} V_{ij} [r_{ij}(\tau)] \right\} + \frac{1}{2} \sum_i \sum_{j \neq i} [x_i(\tau) - x_j(\tau)] \mathbf{v}_i(\tau) \cdot \mathbf{F}_{ij}(\tau) \quad (3b)$$

The two main sources of errors affecting the molecular dynamics calculation of transport coefficients are the system size - L - and the time limit - t_{lim} - on the calculation of the above time integrals. Finite size effects on the calculation of transport properties have been extensively analyzed and indicate that systems of 500 particles typically yield results within $\simeq 2 - 3\%$ of the infinite system size extrapolations [5, 22, 23]. The effect of an integration time limit t_{lim} is more subtle and it has to do with the slow, algebraic decay of the Green-Kubo integrands [23]. For usual, 3-dimensional systems these integrands behave at long times as $\rho_\delta(t) \propto k_\delta/t^{\frac{3}{2}}$ [24, 25]; δ stands for D , η and λ . The factors k_δ have been calculated using the mode-coupling formalism and depend on the system thermodynamics and on the transport coefficients themselves [24, 25]. We set $t_{lim} = 0.95t_c$, where t_c is the time needed for a sound wave to traverse the system, $t_c = L/c$, $c = (\partial p/\partial \rho)_S^{\frac{1}{2}}$ (adiabatic sound speed), and add the long time contributions to the final values of the transport coefficients. We find that these corrections can be as high as 12% for the diffusion coefficient, in agreement with [22], up to 3% for the viscosity, and smaller than 1% for the thermal conductivity. For each thermodynamic point we run the simulations for 5 - 25 million time steps, which corresponds, depending on density and temperature, to 3000 - 15000 samples in the averaging of the auto-correlation functions.

As mentioned, we would like to compare the simulation results with available theoretical estimates. Among them the Enskog theory [6] is perhaps the best known; its predictions for the transport coefficients of the hard sphere system are:

$$\frac{D_E}{D_B} = \frac{\rho b_{hs}}{y_{hs}} \quad (4a)$$

$$\frac{\eta_E}{\eta_B} = \rho b_{hs} \left(\frac{1}{y_{hs}} + \frac{4}{5} + 0.7614 y_{hs} \right) \quad (4b)$$

$$\frac{\lambda_E}{\lambda_B} = \rho b_{hs} \left(\frac{1}{y_{hs}} + \frac{6}{5} + 0.7574 y_{hs} \right) \quad (4c)$$

where $b_{hs} = 2\pi\sigma^3/3$, $y_{hs} = p/\rho k_B T - 1$ and the pressure p can be accurately calculated using the Carnahan-Starling equation [21]: $p/\rho k_B T = (1 + \phi + \phi^2 - \phi^3)/(1 - \phi)^3$. The right-hand-side of the above equations depends only on the hard sphere packing fraction $\phi = \pi\rho\sigma^3/6$, while the left-hand-side contains the Boltzmann transport coefficients D_B , η_B and λ_B , obtained in the limit of low densities [6]:

$$D_B = 1.019 \frac{3}{8\rho\sigma^2} \left(\frac{k_B T}{\pi m} \right)^{\frac{1}{2}} \quad (5a)$$

$$\eta_B = 1.016 \frac{5}{16\sigma^2} \left(\frac{mk_B T}{\pi} \right)^{\frac{1}{2}} \quad (5b)$$

$$\lambda_B = 1.025 \frac{75}{64\sigma^2} \left(\frac{k_B^3 T}{\pi m} \right)^{\frac{1}{2}} \quad (5c)$$

with $\rho = N/V$ the number density, σ the hard sphere diameter and m the molecular mass.

The application of these results to real dense fluids requires suitable interpretation, and the so-called modified Enskog theory (MET) [7] has been widely used. The MET ingredients as applied to real fluids are i) the replacement of y_{hs} with the ‘‘thermal pressure’’ of the fluid in question, $y = (\partial p/\partial T)_\rho/\rho k_B - 1$, which is then required to equal that of the hard sphere fluid, $y = y_{hs}$, and therefore leads by invoking the low density limit to ii) the identification of b_{hs} with the second virial coefficient of the real fluid and its temperature derivative, $d[Tb(T)]/dT$, and iii) the replacement of D_B , η_B and λ_B with the real dilute gas transport coefficients of the fluid considered, D_0 , η_0 and λ_0 . The comparison of the MET predictions with experimental results for a variety of fluids up to densities about twice the critical density is rather favorable [7]. However, a number of MET inconsistencies have been pointed out [8], and it is not clear if this approach would continue to be useful as the density is increased. For our MET estimates we recall that the transport coefficients of a dilute gas of molecules interacting through some general potential such as that defined in Eq. 1 can be written in the first Enskog approximation

as [6]:

$$D_0 = \frac{3}{8\rho r_0^2} \left(\frac{k_B T}{\pi m} \right)^{\frac{1}{2}} \frac{1}{\Omega^{(1,1)*}(T^*)} \quad (6a)$$

$$\eta_0 = \frac{5}{16r_0^2} \left(\frac{mk_B T}{\pi} \right)^{\frac{1}{2}} \frac{1}{\Omega^{(2,2)*}(T^*)} \quad (6b)$$

$$\lambda_0 = \frac{75}{64r_0^2} \left(\frac{k_B^3 T}{\pi m} \right)^{\frac{1}{2}} \frac{1}{\Omega^{(2,2)*}(T^*)} \quad (6c)$$

where $\Omega^{(m,n)*}(T^*)$, $m, n = 1, 2$ are dimensionless collision integrals [26] depending on the interaction potential and reduced temperature $T^* = k_B T/\epsilon$, that we evaluate numerically.

A different interpretation of the Enskog theory for real fluids has been advocated in [8], based on the use of a state-dependent hard sphere diameter directly in the Enskog relations Eqs. 4. The success of statistical mechanics theories in predicting the thermodynamics of simple fluids [28] is largely due to the idea of equivalent hard sphere diameters, which embody the dominant effect of short range repulsions on the structure and dynamics of liquids, particularly at high densities. The appeal of using the same diameter to calculate both the thermodynamic and transport properties of fluids lies therefore both in its simplicity and physical consistency. In the present work we adopt the definition of effective diameter provided by the Mansoori-Canfield variational method [28], which uses the fact that the first order perturbation theory approximation for the free energy of a system interacting through potential $u(r)$ is an upper bound for the free energy of the system. Using the hard sphere fluid as a reference this translates into:

$$f_u(\rho, T) \leq f_{hs}(\phi, T) + 12\phi \int_1^\infty s^2 g_{hs}(s; \phi) u(\sigma s) ds \quad (7)$$

where $g_{hs}(s; \phi)$, $s = r/\sigma$, is the pair-correlation function of the hard sphere fluid. The optimal approximation for the free energy per particle f_u (the interaction potential dependence is explicitly indicated for clarity) is obtained by minimizing the right hand side of Eq. 7 with respect to σ , which provides at fixed density and temperature an effective hard sphere diameter. Thermodynamics is then derived in the usual way by taking the appropriate derivatives. A straightforward modification of the variational procedure Eq. 7 [27] further improves its accuracy for dense fluids [2] and we use it for the calculation of the “thermal pressure” necessary for the MET estimates.

It is worth noting that the effective hard sphere diameter approach is not necessarily tied to the use of the Enskog theory, and can be interpreted more generally as a test of single-variable scaling for the transport properties of fluids modeled by realistic pair interactions. Similar ideas have been considered for the particular case of inverse power-law potentials [29]. Perhaps even more importantly, this can also be viewed in the larger context of trying to uncover universal features of the transport

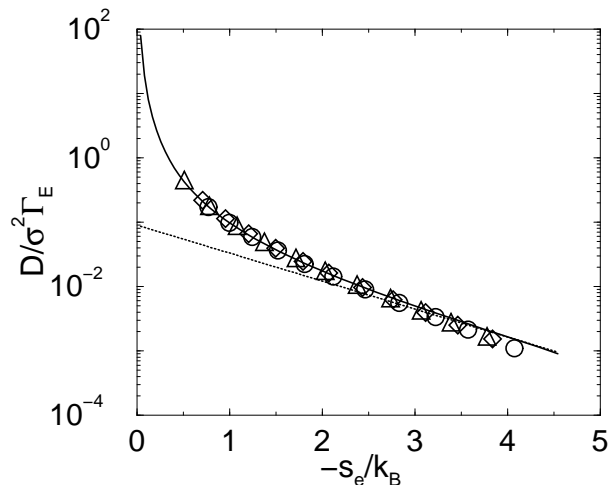


FIG. 1: Scaled diffusion coefficient of argon as a function of excess entropy (see text - Eq. 8). Symbols: simulation results (circles - $T = 298K$, diamonds - $T = 1000K$, triangles - $T = 3000K$). Solid line: hard sphere fluid diffusion coefficient from Ref. [22]. Dotted line: Eq. 8 with $C = 0.09$.

properties of real fluids by mapping them into those of a reference system, e.g. hard sphere fluid. Using a so-called “entropy packing fraction” suggested by the variational method Eq. 7, a connection between transport coefficients and thermodynamic properties, specifically excess entropy (with respect to the ideal gas) per particle s_e , has been proposed more than 20 years ago [11]. Another version of the excess entropy idea for the particular case of diffusion has been more recently suggested [3], and we would like to analyze it here for the case of dense argon.

The relationship between the diffusion coefficient and excess entropy postulated in [3] is:

$$D^* = \frac{D}{\sigma^2 \Gamma_E} = C \exp(s_e/k_B) \quad (8)$$

where the hard sphere diameter σ and the Enskog collision frequency $\Gamma_E = 4\sigma^2 g(\sigma) \rho \sqrt{\pi k_B T/m}$ are assumed to be the relevant length and time scale respectively, and C is believed to be an universal constant. A certain definition for σ and the contact value of the pair correlation function $g(\sigma)$, along with an approximation for s_e has also been suggested for real systems [3]. Here we use the definition of σ provided by Eq. 7 and the values for s_e and $g(\sigma)$ (which we denote by $g_c(\phi)$ to make explicit the dependence on ϕ) obtained from the Carnahan-Starling equation of state [21]:

$$\frac{s_e}{k_B} = -\frac{4\phi - 3\phi^2}{(1 - \phi)^2} \quad (9a)$$

$$g_c(\phi) = \frac{2 - \phi}{2(1 - \phi)^3} \quad (9b)$$

Using this scaling the argon simulation results at the three temperatures studied are presented in Fig. 1 together with the diffusion coefficient of the hard sphere

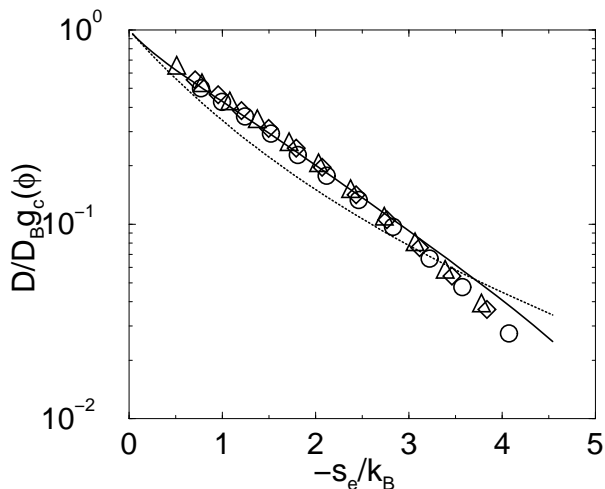


FIG. 2: Scaled diffusion coefficient of argon as a function of excess entropy (see text - Eq. 10). Symbols (same as Fig. 1): simulation results. Solid line: hard sphere fluid diffusion coefficient from Ref. [22]. Dotted line: (effective diameter) Enskog theory.

system [22]; the universal curve proposed in [3], i.e. Eq. 8, is also shown.

We find that single-variable scaling based on the effective hard sphere diameter of Eq. 7 holds rather well, and the agreement with the hard sphere fluid diffusion coefficient is also reasonable. However, Eq. 8 appears to be valid only in a limited range of excess entropies s_e , as already remarked in [30, 31]. The discrepancy at lower (in absolute value) s_e , i.e. smaller packing fractions ϕ , is severe and somewhat troublesome given that the Enskog theory, upon which the proposed relationship is loosely based, performs well precisely in that domain. To understand the problem with the scaling introduced in Eq. 8 we note that the left-hand-side of that equation can be written up to a multiplicative constant as $D/D_B g_c(\phi)\phi^2$. Therefore, in the limit of a dilute system, $\phi \rightarrow 0$, this term will diverge as $1/\phi^2$, while the right-hand-side of Eq. 8 will go to the constant C . This behavior, which is observed in Fig. 1, should be expected for any reasonable definition of σ and $g(\sigma)$ and s_e approximation.

In order to avoid this pathology we could for example replace σ as the preferred length scale with $l \propto 1/\rho\sigma^2$, the Boltzmann mean-free path. The new relationship is then:

$$D^* = \frac{D}{D_B g_c(\phi)} = \exp(C_0 s_e / k_B) \quad (10)$$

where we introduced a different constant C_0 . The test of this suggested dependence is shown in Fig. 2. The hard sphere results are very well represented by the new equation with $C_0 = 0.80$, while for the argon results a better fit is $C_0 = 0.83$. It may be interesting to test the validity of Eq. 10 for other systems as well, e.g. liquid metals [14, 32]. We also show for comparison the predictions of the effective diameter Enskog theory. The

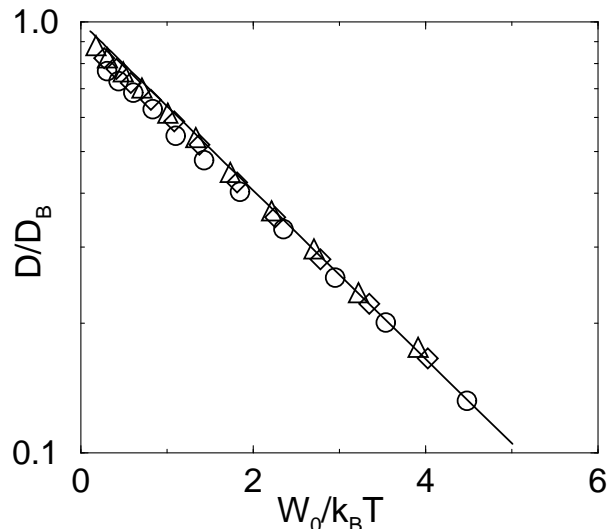


FIG. 3: Scaled diffusion coefficient of argon as a function of void producing work W_0 (see text - Eq. 13). Symbols (same as Fig. 1): simulation results. Solid line: Eq. 13 with $\zeta = 0.45$.

disagreement with the simulation results is similar with the one observed for the hard sphere fluid [22], and it is even bigger for MET (not shown).

The diffusion theory of Cohen and Turnbull [9] builds upon the physical concept of “free-volume” v_f available for a molecule, originally introduced by Van der Waals to account for the effect of short range repulsive forces between molecules. The diffusion coefficient is written as:

$$D = g a(v^*) v_T \exp(-\gamma v^* / v_f) \quad (11)$$

where g is a geometric factor, $a(v^*)$ is roughly the diameter of the neighbor-induced “cage” inhabited by a molecule, v_T is the thermal velocity and v^* is essentially proportional with the molecular volume $v_0 = \pi\sigma^3/6$ and can be identified with it with a suitable rescaling of the constant γ . This theory has been recently recast in a more transparent form as an Arrhenius theory of activation [10]. The transformation is done by recognizing first that in the limit of large free volumes relative to the molecular volume, $v_f \gg v_0$, the Boltzmann result for the diffusion coefficient should be recovered. Second, the free volume v_f is expressed in terms of an effective pressure p_r that includes only the repulsive (excluded volume) contributions, in the spirit of the Van der Waals theory: $p_r v_f = k_B T$. The proposed relation for D is:

$$\frac{D}{D_B} = \exp(-\zeta W / k_B T) \quad (12)$$

where ζ is a constant and $W = p_r v_0$ is interpreted as the work necessary to create a void of volume v_0 in the liquid under the effective pressure p_r , to be occupied by the diffusing molecules. The ambiguity in defining this pressure is solved by recasting the usual pressure equation

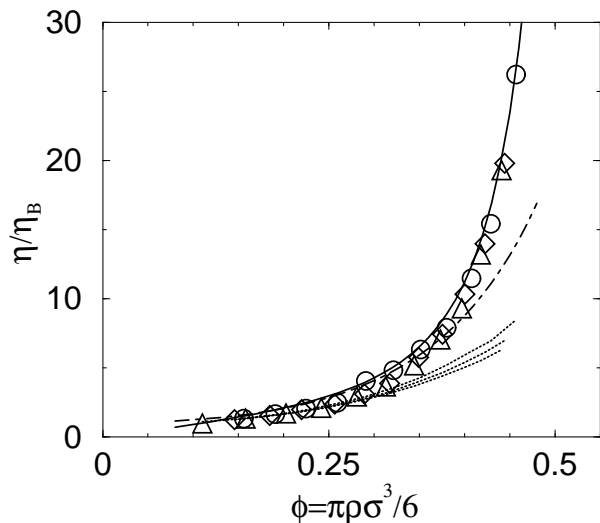


FIG. 4: Scaled viscosity of argon as a function of effective packing fraction (see text). Symbols (same as Fig. 1): simulation results. Solid line: Einstein relation with “slip” boundary condition ($c = 2\pi$ - see text). Dot-dashed line: (effective diameter) Enskog theory. Dotted lines: modified Enskog theory (MET) - $T = 298, 1000, 3000\text{K}$, top to bottom.

for a liquid into a generalized Van der Waals form [10]. There remains the task of defining a suitable hard core diameter σ , which can be avoided for the scaling factor by using D_0 instead of D_B , but it is required for v_0 . Eq. 12 has therefore been applied only to systems modelled by interactions that explicitly include a hard core, e.g. hard sphere with an attractive square well [10]. We note that in fact Eq. 12 is unambiguously defined for a hard sphere fluid:

$$\frac{D}{D_B} = \exp(-\zeta W_0/k_B T) \quad (13)$$

where $W_0/k_B T = p v_0/k_B T = \phi(1 + \phi + \phi^2 - \phi^3)/(1 - \phi)^3$ and we used the Carnahan-Starling equation for the pressure. This can then be easily applied to typical Van der Waals-like potentials, e.g. that of Eq. 1, by using the hard sphere effective diameter given by Eq. 7. The scaled argon simulation results are shown in Fig. 3 as a function of $W_0/k_B T$. The data is well fitted by $\zeta = 0.45$; a better representation is obtained with an additional prefactor, i.e. $A_0 \exp(-\zeta W_0/k_B T)$, for both argon and the hard sphere fluid, albeit with different ζ 's. Nevertheless, as seen for example in Fig. 2, the mapping of the argon diffusion constant into that of the hard sphere fluid is more accurate than the Enskog theory except in a very narrow domain of intermediate densities.

We now turn to the discussion of the collective transport coefficients shear viscosity η and thermal conductivity λ using the same effective diameter approach. The Boltzmann-scaled simulation results for the argon viscosity, η/η_B , are shown in Fig. 4 as a function of the effective packing fraction ϕ . Similarly with diffusion,

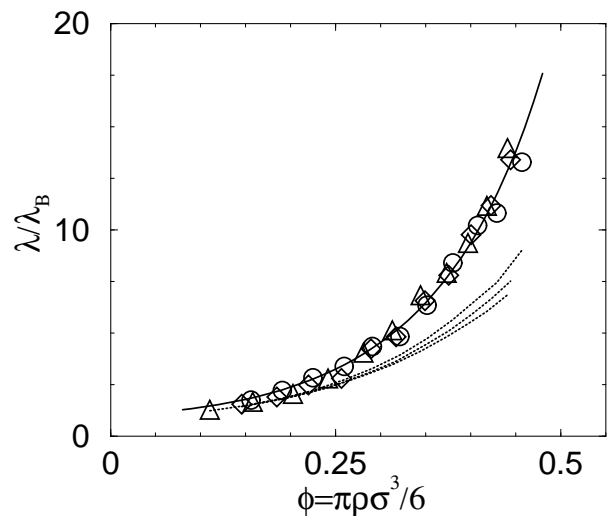


FIG. 5: Scaled thermal conductivity of argon as a function of effective packing fraction (see text). Symbols (same as Fig. 1): simulation results. Solid line: (effective diameter) Enskog theory. Dotted lines: modified Enskog theory (MET) - $T = 298, 1000, 3000\text{K}$, top to bottom.

single-variable scaling appears to hold rather well and the behavior of the viscosity largely mirrors that of the hard sphere fluid (not shown). Given that the Enskog theory strongly underestimates the hard sphere values at high densities [5, 12], it is not surprising that both adaptations of the theory, effective diameter Enskog and modified Enskog (MET), fail to capture the steep rise of η as the system moves closer to freezing. Nevertheless, there are significant differences between the two approaches. The modified Enskog theory appears to work well at lower densities, as observed in [7], and slightly better than the effective diameter version. This however reverses quickly as the density increases, with the effective diameter method emerging as a much better estimator than MET at high densities. Although it may be interesting to pinpoint the origin of this different behavior, which also occurs for the thermal conductivity, this is difficult due to the convoluted nature of MET. It suffices perhaps to remark that a large part of the difference between the two procedures at high densities is due to a smaller γ (see Eqs. 4 and below) in the MET approach, which is proportional with the Enskog theory collision frequency. The rapid increase of η at large packings may be better reproduced by assuming that the diffusion constant is inversely proportional with the shear viscosity, i.e. the Einstein relation, $D = k_B T/c\eta\sigma$ [12]. We find that the ‘slip’ boundary condition $c = 2\pi$ provides a reasonably good match to the η dependence on ϕ in the dense region [33], in agreement with [12].

Among the transport properties of the hard sphere system the thermal conductivity is most accurately predicted by the Enskog results up to the liquid-solid transition [5, 12]. It is therefore important to assess if the success of the theory can also be transferred to fluids well

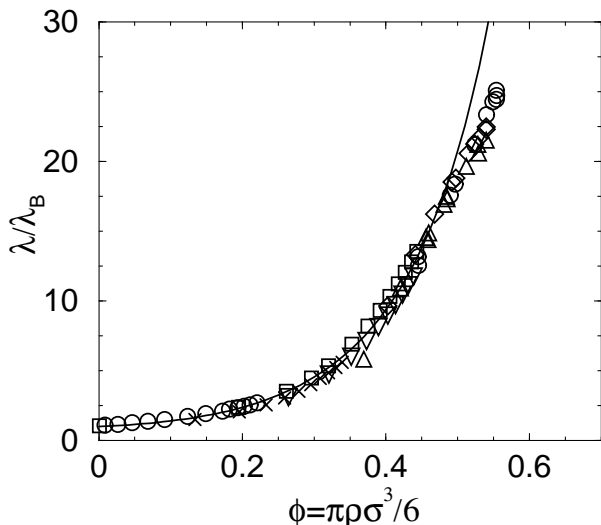


FIG. 6: Scaled experimental thermal conductivity as a function of effective packing fraction: triangles down - argon at $T = 298\text{K}$ from Ref. [35]; crosses - neon at $T = 298\text{K}$ from Ref. [35]; squares - nitrogen at $T = 298\text{K}$ from Ref. [34]; circles - oxygen at $T = 298\text{K}$ from Ref. [13] (high pressures) and Ref. [40] (low pressures); diamonds - oxygen at $T = 473\text{K}$ from Ref. [13]; triangles up - oxygen at $T = 573\text{K}$ from Ref. [13]. Solid line: (effective diameter) Enskog theory.

described by Van der Waals-type potentials, e.g. argon. As shown in Fig. 5 the effective hard sphere diameter allows again a very good single-variable representation of the thermal conductivity for all temperatures studied. Moreover, the use of this diameter in the Enskog relation is successful in modeling the simulation results over the entire range of densities simulated. The modified Enskog theory (MET) on the other hand yields increasing discrepancies as the density rises and it is therefore not appropriate at high pressures.

Finally, it would be desirable to test the above methods for the calculation of transport coefficients against real dense fluids experimental data. Unfortunately, these are somewhat scarce. For example, only thermal transport measurements have been performed up to GPa pressures [34, 35], and recently extended to tens of GPa just for the case of oxygen [13]. We limit ourselves therefore to the available high pressure thermal conductivity data and consider here argon (Ar), neon (Ne), nitrogen (N_2) and oxygen (O_2). The first two of these are monoatomic fluids naturally modeled by isotropic potentials. The last ones are small diatomics, but a spherical interaction approximation turns out to be very successful in predicting the thermodynamics of these molecular systems in a wide domain of temperatures and pressures [19, 36, 37]. All are well described by Buckingham *exponential-6* potentials with $\alpha = 13.2$; the other parameters are: ($\epsilon^{Ar}/k_B = 122\text{K}$, $r_0^{Ar} = 3.85\text{\AA}$) [17] - also used in simulations, ($\epsilon^{Ne}/k_B = 42\text{K}$, $r_0^{Ne} = 3.18\text{\AA}$) [38], ($\epsilon^{N_2}/k_B = 101.9\text{K}$, $r_0^{N_2} = 4.09\text{\AA}$) [19], ($\epsilon^{O_2}/k_B = 125\text{K}$,

$r_0^{O_2} = 3.86\text{\AA}$) [39]. The experimental results that we use for comparison are the ones of [13, 34, 35] and also [40]. The calculation of the effective diameters is done as before with the use of Eq. 7 and results are shown in Fig. 6.

The success of single-variable scaling for both monoatomic and small diatomic molecules through the use of the effective hard sphere diameter is remarkable. The resulting master curve is also in very good agreement with the Enskog prediction in a large domain of packing fractions, which appears to roughly coincide with the equilibrium hard sphere fluid region that extends up to $\phi \simeq 0.494$. While a comparison between systems described by different types of interactions or at least Buckingham potentials with different α 's would be a more stringent test of the existence of an universal curve for the scaled thermal conductivity, the agreement with the Enskog theory lends very good support to this idea for fluids that are well modeled by classical Van der Waals-like potentials.

The disagreement at the largest ϕ 's is rather interesting, particularly because the Enskog theory is known to slightly *underestimate* the thermal conductivity of the hard sphere system in the dense regime [5, 12]. The corresponding experimental data have been recently obtained for dense oxygen [13]. Since the oxygen molecule is in fact anisotropic the observed discrepancy, where the effective diameter Enskog prediction significantly *overestimates* the experimental values, could be reasonably attributed to a breakdown of the spherical potential approximation at high densities. The fact that most calculated effective packing fractions lie in the metastable region of the hard sphere liquid, which is unexpected for an equilibrium fluid if it is fully modeled by Van der Waals-type interactions, also seems to support this idea [42]. This breakdown however appears to be rather subtle because the thermodynamics based on Eq. 7 and the Buckingham *exponential-6* potential still reproduces very well, within approximately 2%, all oxygen densities measured in the experiments.

Molecular dynamics calculations of the transport properties of hard ellipsoids, which should be a better approximation for the O_2 molecule at high densities, indicate that if the system is dense even a small molecular anisotropy *decreases* the thermal conductivity compared to the hard sphere system [41]. This can be understood intuitively as follows: for very dense systems the collisional contribution to thermal conduction is dominant [43], but the energy transfer in collisions is less "efficient" for hard anisotropic bodies than for isotropic ones. This "efficiency" is even further reduced for molecules such as O_2 that also possess vibrational degrees of freedom. For example, the energy exchange between translations and vibrations can involve exceedingly long relaxation times compared to those typical for translations alone [44]. Such effects severely limit the usefulness of the hard sphere system as a reference for the description of transport properties of dense systems with multiple - transla-

tional, rotational, vibrational - degrees of freedom, even when that may still be appropriate for thermodynamics. This would also suggest that in this case, in addition to thermodynamics, structural properties may become increasingly important in determining dynamical behavior at high densities. With respect to the Enskog approach, the assumption of a single relaxation time appears already to be its major drawback for such systems, even when the anisotropy, for example, is partly accounted for [41].

The preceding analysis indicates that the thermal conductivity of nitrogen (N_2), whose molecular size is comparable to that of O_2 , will likely exhibit a similar behavior at high pressures when described in terms of an effective

diameter, while even larger deviations should be expected for more anisotropic molecules, e.g. CO_2 . Moreover, the above discussion should also apply to the viscosity *mutatis mutandis* [41]. High pressure experimental data on the transport properties of these or similar molecular systems, although difficult to obtain [13], would help in understanding the interplay between thermodynamic and structural properties on the one hand, and transport behavior on the other, for very dense fluids.

I would like to thank E. Abramson for kindly providing the data published in [13]. This work was performed under the auspices of the U. S. Department of Energy by University of California Lawrence Livermore National Laboratory under Contract No. W-7405-Eng-48.

-
- [1] M.R. Sadr-Lahijany, A. Scala, S.V. Buldyrev, H.E. Stanley, Phys. Rev. Lett. **81**, 4895 (1998).
- [2] J. Talbot, J.L. Lebowitz, E.M. Waisman, D. Levesque, J.-J. Weis, J. Chem. Phys. **85**, 2186 (1986).
- [3] M. Dzugutov, Nature(London) **381**, 137 (1996).
- [4] K. Rah, B.C. Eu, Phys. Rev. Lett. **83**, 4566 (1999).
- [5] H. Sigurgeirsson, D.M. Heyes, Mol. Phys. **101**, 469 (2003).
- [6] S. Chapman, T.G. Cowling, *The Mathematical Theory of Non-uniform Gases* (Cambridge University Press, Cambridge, England, 1970).
- [7] H.J.M. Hanley, R.D. McCarty, E.G.D. Cohen, Physica **60**, 322 (1972).
- [8] J. Karkheck, G. Stell, J. Chem. Phys. **75**, 1475 (1981).
- [9] M.H. Cohen, D. Turnbull, J. Chem. Phys. **31**, 1164 (1959).
- [10] K. Rah, B.C. Eu, Phys. Rev. Lett. **88**, 065901 (2002).
- [11] Y. Rosenfeld, Phys. Rev. A **15**, 2545 (1977); Phys. Rev. E **62**, 7524 (2000).
- [12] B.J. Alder, D.M. Gass, T.E. Wainwright, J. Chem. Phys. **53**, 3813 (1970).
- [13] E.H. Abramson, L.J. Slutsky, J.M. Brown, J. Chem. Phys. **111**, 9357 (1999).
- [14] D.P. Dobson, Phys. Earth Planet. In. **130**, 271 (2002).
- [15] R. Vogelsang, C. Hoheisel, G. Ciccotti, J. Chem. Phys. **86**, 6371 (1987).
- [16] J.A. Barker, R.A. Fisher, R.O. Watts, Mol. Phys. **21**, 657 (1971); see also J.A. Barker, in *Rare Gas Solids*, vol. 1, chap. 4, edited by M.L. Klein and J.A. Venables (Academic Press, New York, 1976).
- [17] M. Ross, H.K. Mao, P.M. Bell, J.A. Xu, J. Chem. Phys. **85**, 1028 (1986).
- [18] J.R. Errington, A.Z. Panagiotopoulos, J. Chem. Phys. **109**, 1093 (1998).
- [19] M. Ross and F. H. Ree, J. Chem. Phys. **73**, 6146(1980).
- [20] W. B. Hubbard, A. Burrows, J. I. Lunine, Annu. Rev. Astron. Astr. **40**, 103 (2002).
- [21] J.-P. Hansen, I.R. McDonald, *Theory of Simple Liquids*, 2nd edition, (Academic Press, London, 1986).
- [22] J.J. Erpenbeck, W.W. Wood, Phys. Rev. A **43**, 4254 (1991).
- [23] B.J. Alder, T.E. Wainwright, Phys. Rev. A **1**, 18 (1970).
- [24] M.H. Ernst, E.H. Hauge, J.M.J. van Leeuwen, Phys. Rev. Lett. **25**, 1254 (1970).
- [25] Y. Pomeau, Phys. Rev. A **5**, 2569 (1972).
- [26] J.H. Ferziger, H.G. Kaper, *Mathematical theory of transport processes in gases* (North-Holland Publishing Company, Amsterdam, 1972).
- [27] M. Ross, J. Chem. Phys. **71**, 1567 (1979).
- [28] J.A. Barker, D. Henderson, Rev. Mod. Phys. **48**, 587 (1976).
- [29] W.T. Ashurst, W.G. Hoover, Phys. Rev. A **11**, 658 (1975).
- [30] E.G.D. Cohen, L. Rondoni, Phys. Rev. Lett. **84**, 394 (2000).
- [31] J.-L. Bretonnet, J. Chem. Phys. **117**, 9370 (2002).
- [32] J.J. Hoyt, M. Asta, B. Sadigh, Phys. Rev. Lett **85**, 594 (2000).
- [33] To this end we observe that the Einstein relation can be written as $\eta/\eta_B = 7.873\phi/(D/D_B)$ and use the single variable fit for the D/D_B argon simulation results given by $A_0 \exp(-\zeta W_0/k_B T)$ with $\zeta = 0.43$ and $A_0 = 0.92$; the other D/D_B fits yield qualitatively similar predictions for η/η_B .
- [34] R. Tufeu, B. Le Neindre, Int. J. Thermophys. **1**, 375 (1980).
- [35] B. Le Neindre, Y. Garrabos, R. Tufeu, Physica A **156**, 512 (1989).
- [36] M. S. Shaw, J. D. Johnson, and B. L. Holian, Phys. Rev. Lett. **50**, 1141 (1983).
- [37] S. Bastea, F.H. Ree, Phys. Rev. B **62**, 5478 (2000).
- [38] W.L. Vos, J.A. Schouten, D.A. Young, M. Ross, J. Chem. Phys. **94**, 3835 (1991).
- [39] M. van Thiel, F.H. Ree, J. Chem. Phys. **104**, 5019 (1996).
- [40] H.M. Roder, J. Res. Natl. Bur. Stand. **87**, 279 (1982).
- [41] P. Bereolos, J. Talbot, M.P. Allen, G.T. Evans, J. Chem. Phys. **99**, 6087 (1993).
- [42] It is however not surprising that such large equivalent packing fractions still correspond to fluid oxygen in thermodynamic equilibrium. This is due to the fact that the real fluid has degrees of freedom which are unaccounted for in the spherical approximation, i.e. rotational and vibrational, resulting in a larger entropy than its spherically modeled counterpart.
- [43] We note that for this reason correcting the kinetic contribution to the thermal conductivity to account for the internal degrees of freedom as proposed by Eucken for polyatomic gases [26] is largely irrelevant at high densi-

ties; it would lead in fact to an extremely small increase in the overall Enskog theory prediction.

[44] A. Carati, L. Galgani, B. Pozzi, Phys. Rev. Lett. **90**,

010601 (2003).