

# A Kelvin-wave cascade on a vortex in superfluid $^4\text{He}$ at a very low temperature

W.F. Vinen

*School of Physics and Astronomy, University of Birmingham,  
Birmingham B15 2TT, United Kingdom*

Makoto Tsubota and Akira Mitani

*Department of Physics, Osaka City University,  
Sumiyoshi-ku, Osaka 558-8585, Japan*

(Dated: September 22, 2018)

A study by computer simulation is reported of the behaviour of a quantized vortex line at a very low temperature when there is continuous excitation of low-frequency Kelvin waves. There is no dissipation except by phonon radiation at a very high frequency. It is shown that non-linear coupling leads to a net flow of energy to higher wavenumbers and to the development of a simple spectrum of Kelvin waves that is insensitive to the strength and frequency of the exciting drive. The results are likely to be relevant to the decay of turbulence in superfluid  $^4\text{He}$  at very low temperatures.

PACS numbers: 67.40.Vs, 47.32.Cc, 47.37.+q

It is well known that quantized vortices can be formed in superfluid  $^4\text{He}$ . Such vortices can support a transverse and circularly polarized wave motion (a Kelvin wave), with the approximate dispersion relation for a rectilinear vortex [1]

$$\omega = \frac{\kappa k^2}{4\pi} \left[ \ln \left( \frac{1}{ka} \right) + c \right], \quad (1)$$

where  $\kappa$  is the quantum of circulation ( $h/m_4$ ),  $a$  is the vortex core parameter, and  $c \sim 1$ . The existence of these waves in an inviscid fluid was first discussed as a theoretical possibility in the nineteenth century [2], but an experimental study in a fluid without viscosity had to await the discovery of quantized vortices in superfluid  $^4\text{He}$ . Kelvin waves in uniformly rotating superfluid  $^4\text{He}$  were first observed experimentally by Hall [3], and a number of interesting experimental and theoretical studies have been published subsequently; see, for example, Glaberson *et al* [5] on an instability in the presence of an axial flow of the normal fluid; and the study of non-linear effects, leading to soliton behaviour [6] and to an associated sideband instability [7]. Non-linear effects remain interesting, and an aspect of them that is important in our understanding of Kelvin waves at very low temperatures, and which may be of rather general interest in non-linear dynamics, is discussed in this paper.

At temperatures where there is a significant fraction of normal fluid Kelvin waves in superfluid  $^4\text{He}$  are damped by mutual friction, which is the frictional force exerted on a vortex when it moves relative to the normal fluid. This paper is concerned with the expected behaviour of Kelvin waves at very low temperatures, when damping due to mutual friction can be neglected. Under these conditions Kelvin waves can be damped only by radiation of phonons, but the damping is expected to be extremely small [4] unless the frequency is very large, typically of order 4 GHz ( $k \sim 2 \text{ nm}^{-1}$ ). Kelvin waves of lower frequency are essentially undamped. In these circumstances Kelvin waves of a particular low frequency can lose en-

ergy only by non-linear coupling to waves of a different frequency. We are led therefore to consider the following situation. Suppose that we have a rectilinear vortex of finite length, and that we continuously drive one low-frequency Kelvin mode on this vortex. The mode will grow in amplitude, until non-linear effects give rise to a transfer of energy to other modes, particularly at higher frequencies. This process will presumably continue until modes are excited that have a frequency sufficiently high for effective phonon radiation. The aim of this paper is to predict the details of this process, by means largely of computer simulations. We shall consider, for example, whether there is a steady state, in which energy is injected at a low frequency and dissipated by phonon emission at a high frequency, and whether there is some well-defined and simple spectrum of the Kelvin waves existing in this regime. We shall regard this regime as a cascade, although we are not sure whether it is a strict cascade in the sense that energy is transferred *in steps* to higher wavenumbers. We shall find that a well-defined spectrum does seem to exist, that it is simple in form, and that it is remarkably insensitive to the amplitude and frequency of the drive.

This behaviour is interesting in its own right. However, we ourselves were led to investigate it by an interest in the decay of turbulence in superfluid  $^4\text{He}$  at very low temperatures [8], where mutual friction has a negligible damping effect on vortex motion. As in classical turbulence, energy in superfluid turbulence must probably flow from larger to smaller length scales, and it has been suggested that on the smallest scales the relevant motion is a Kelvin wave on a vortex with wavenumber greater than the inverse vortex spacing. It is then of interest to understand how energy can flow in a system of Kelvin waves towards higher wavenumbers, where it can ultimately be dissipated at the highest wavenumber by phonon radiation. In the context of superfluid turbulence the details are likely to be quite complicated (Kelvin waves are likely to be generated by vortex reconnections), and it is

not yet generally accepted that a Kelvin-wave cascade is strictly necessary. Nevertheless it seems likely that such a cascade has a significant role. These matters have been discussed in a recent review [8], and we plan further discussion in forthcoming papers.

We believe that the behaviour we find may exist also in other types of system and may therefore have other applications. It should be explained that similar problems to that discussed here have been addressed by other authors[9, 10, 11, 12], but they relate to situations that are significantly different; for example, where there is no steady state or where the length of vortex line is constrained not to increase. Thus Araki and Tsubota *et al* [11] carried out numerical simulations on an initial configuration in which a vortex ring approaches a rectilinear vortex, Kelvin waves being generated by reconnections when collision takes place. There was no steady input of energy and no obvious dissipation. The numerical simulations of Kivotides *et al* [10] related to an initial configuration of four vortex rings, Kelvin waves again being generated by reconnections when the rings collide. Again there was no steady input of energy and no obvious dissipation. In both these simulations the authors found some evidence for the development of a spectrum similar to Eq. (6) below, although the situation is obviously different from that considered in this paper. The computational work of Nemirovskii *et al* [12] did deal with a steady state in which waves on a vortex ring were generated by low-frequency noise, although the total length of line was kept artificially constant; the results suggested the existence of a spectrum similar to Eq. (3) below, although it did not exhibit the insensitivity to the driving conditions that we ourselves find. Generally, then, it seems that this other work has not led to such simple and clear-cut results as we report in this paper, and, as we shall discuss in later papers, it may be less relevant to the decay of superfluid turbulence, especially when, as is often likely to be the case [8], energy flows from a large reservoir associated with large-scale quasi-classical turbulent motion into motion on a scale less than the vortex-line spacing.

We consider a model system in which the helium is contained in the space between two parallel sheets, separated by distance  $\ell_B = 1$  cm, with a single, initially rectilinear, vortex is stretched between opposite points on the two sheets. Kelvin waves can be excited on this vortex, and periodic boundary conditions are applied at each end. Thus the allowed wavenumbers of the Kelvin waves are given by

$$k = \frac{2\pi n}{\ell_B}, \quad (2)$$

where  $n$  is an integer ( $> 0$ ). We imagine that one of these modes, with  $n$  equal to a small integer  $n_0$ , is continuously driven, so that its amplitude tends continuously to increase. As the amplitude increases non-linear coupling to other modes sets in, and we can expect energy to flow from the mode  $n_0$  to other modes, with both larger

and smaller wavenumbers. Now we introduce a suitably strong damping for all modes with  $n$  exceeding a large critical value  $n_c$ . This is intended to mimic the effect of phonon emission, although, because of inevitable computational limitations, it is occurring at a much smaller frequency. Then we ask whether there is a steady state, described by an energy spectrum  $E_k$ , in which the energy input to the mode  $n_0$  is balanced by dissipation in the modes with  $n > n_c$ . We find that such a steady state does seem to exist, and we determine the character of the corresponding energy spectrum. We observe no reconnections.

An important feature of the model lies in the fact that Kelvin modes with wavenumbers less than  $2\pi/\ell_B$  cannot be excited, so that energy cannot flow to smaller and smaller wavenumbers. The relevance of this feature to the decay of superfluid turbulence will be discussed in a later paper.

The simulations are based on the vortex filament model, and they are similar to those described by Schwarz [13] and used in more recent work by one of the authors [14]. The undisplaced vortex lies along the  $z$ -axis. Its calculated motion is based on the full Biot-Savart law and therefore takes account of both local and non-local contributions. The force that drives one mode is of the form  $V\rho\kappa\sin(k_0z - \omega_0t)$ , where  $k_0 = 2\pi n_0/\ell_B$ ,  $\rho$  is the density of the helium, and  $\omega_0$  is related to  $k_0$  by the dispersion relation (1). Damping at the highest wavenumber allowed by the resolution of the simulations (1/60 cm) is applied by a periodic smoothing process, the details of which will be described in a later publication; this allows an effective dissipation at the highest wavenumber that can adapt to the flux of energy through  $k$ -space arising from the drive.

Fig. 1 shows how the total length of line evolves in time after application of the driving force. We see that it reaches a steady average value, suggesting the existence of a steady state.

We express our more detailed results in terms of the root mean square amplitudes  $\bar{\zeta}_k(t) = \langle \zeta_k^* \zeta_k \rangle^{1/2}$  of the Fourier components of the displacement of the vortex. Figure 2 shows how these amplitudes develop in time after the application of a drive with  $V = 2.5 \times 10^{-5}$  cm s $^{-1}$  and  $k_0 = 10\pi$  cm $^{-1}$ . We see that initially only the mode that resonates with the drive is excited. However, as time passes, non-linear interactions lead to the excitation of all other modes. Eventually the spectrum reaches a steady state, shown by the blue line, and there is then no further change. In this steady state energy is injected at a certain rate at the wavenumber  $k_0$ , and it is dissipated at the same rate at the highest wavenumber. For large values of  $k$ , where the modes form practically a continuum, the steady state is observed to have, to a good approximation, a spectrum of the simple form

$$\bar{\zeta}_k^2 = A\ell_B^{-1}k^{-3}. \quad (3)$$

where the dimensionless parameter  $A$  is of order unity.

Figs. 3 and 4 show the effects respectively of increasing

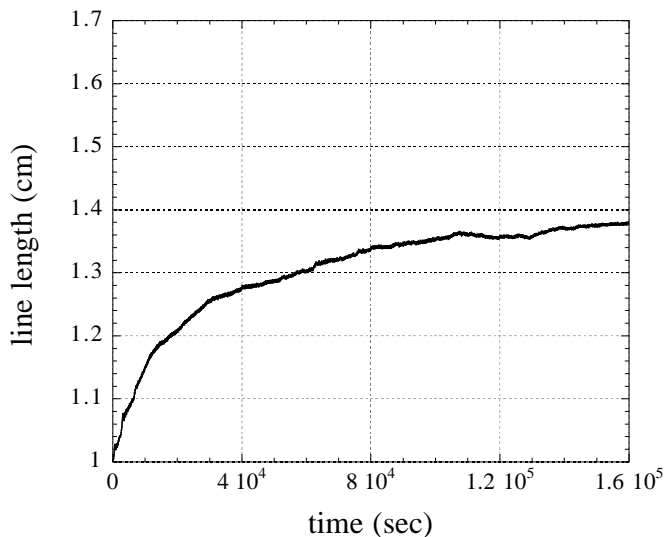


FIG. 1: The development in time of the total length of vortex line.

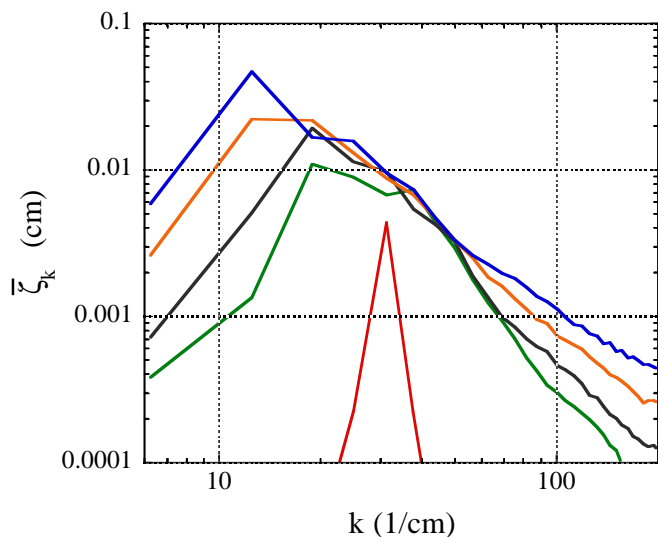


FIG. 2: Time development of  $\bar{\zeta}_k(t)$ . The red, green, black, orange and blue lines refer respectively to averages over 0-800 sec, 10000-10800 sec, 20000-20800 sec, 40000-40800 sec and 140000-140800 sec. The blue line relates to the steady state.

the drive amplitude  $V$  by a factor of ten and of changing the drive wavenumber  $k_0$ . We see that there is no effect on the steady state, within the error of the simulations, at least at the higher wavenumbers. The steady state takes longer to be established at the lower drive amplitude, which suggests that even with a small drive amplitude the same steady state would be established after a sufficiently large time; but limitations on the time available for a simulation have not allowed us to check this suggestion.

Important questions relate to the relationship between the drive amplitude and the power input to the system of Kelvin waves. For small times after the drive is first established non-linearities in the system are relatively

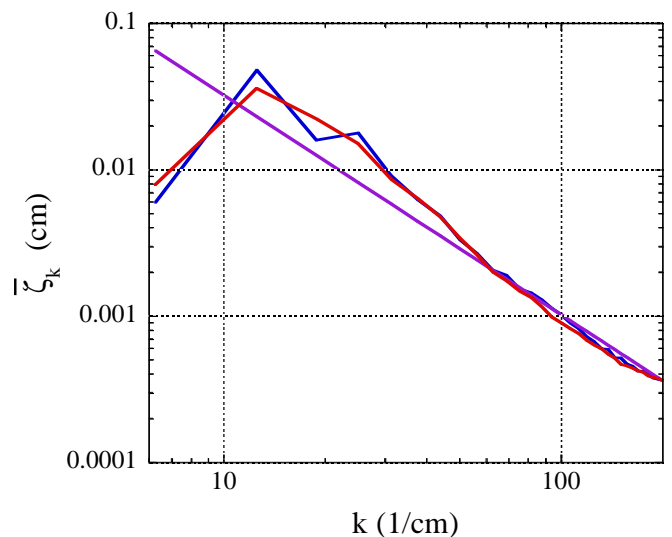


FIG. 3: Steady-state values of  $\bar{\zeta}_k(t)$  for two different drive amplitudes. The blue and red lines are for, respectively,  $V = 2.5 \times 10^{-5} \text{ cm sec}^{-1}$  and  $V = 2.5 \times 10^{-4} \text{ cm sec}^{-1}$ . The mauve line has the form of Eq. (3).

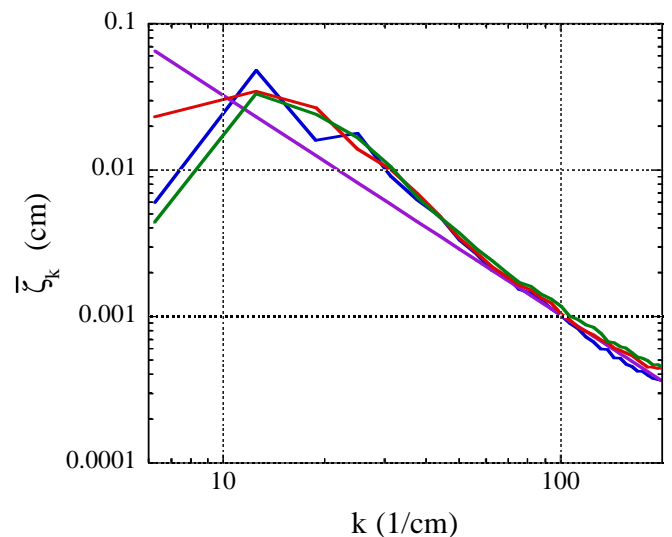


FIG. 4: Steady-state values of  $\bar{\zeta}_k(t)$  for drives at three different wavenumbers. The red, green and blue lines refer respectively to  $k_0 = 2\pi \text{ cm}^{-1}$ ,  $k_0 = 4\pi \text{ cm}^{-1}$  and  $k_0 = 10\pi \text{ cm}^{-1}$ . Again the mauve line has the form of Eq. (3).

unimportant, and the power input can be calculated from the product of the drive amplitude and the amplitude of the velocity response at wavenumber  $k_0$ , taking proper account of phase differences. For later times, however, the system exhibits very strong non-linear behaviour, and this simple technique is no longer applicable. Energy seems to be injected through processes involving two wavevectors, the difference between which is equal to  $k_0$ . Therefore we have not yet been able to calculate how the power input varies with the drive amplitude, although

we hope to do so later. Careful analysis of the operation of damping in our model for large wavenumbers might allow us to obtain the rate of dissipation of energy, but we have not yet completed this analysis. For the present we can only make the reasonable assumption that an increase in the drive amplitude does increase the power input. We can conclude with some confidence therefore that the spectrum is insensitive to the drive amplitude, the drive frequency, and the power input from the drive.

The mean energy per unit length of vortex in a mode  $k$  is related to  $\bar{\zeta}_k$  by the equation

$$E_k = \epsilon_K k^2 \bar{\zeta}_k^2 \quad (4)$$

where  $\epsilon_K$  is an effective energy per unit length of vortex, given by

$$\epsilon_K = \frac{\rho\kappa^2}{4\pi} \left[ \ln \left( \frac{1}{ka} \right) + c_1 \right]. \quad (5)$$

It follows from Eqs. (3) and (4) that

$$E_k = A\epsilon_K (k\ell_B)^{-1}. \quad (6)$$

We conclude that in our model system a steady state cascade does develop, that this state is characterized by the energy spectrum (6), and that, remarkably, this spectrum is insensitive to the frequency and amplitude of the drive and to the power input at the drive frequency.

It is interesting to ask what physics underlies this result. We suggest that, in the steady state and for waves of wavenumber of order  $k$ , there is a saturation in the local amplitude of the Kelvin waves at a value of roughly  $k^{-1}$ ; this arises from a sudden onset of strong non-linear effects when the amplitude is of order the wavelength. We make the reasonable assumption that the total mean square amplitude of the displacement of the vortex is independent of the length ( $\ell_B$ ) of the vortex. The spectrum (3) must then be proportional to  $\ell_B^{-1}$ . Our assumption about the sudden onset of non-linear effects means that the only other parameter on which this spectrum can depend is  $k$ . The form (3) then follows from a dimensional argument. We propose now to investigate whether this type of behaviour can be found in other forms of wave

propagation, at least if they have the same types of dispersive and non-linear characteristics (which are known to lead to soliton behaviour [6]).

As far as we are aware, there are as yet no experimental results that relate directly to the behaviour of Kelvin waves in superfluid  $^4\text{He}$  at very low temperatures. Such experiments, which might involve the excitation of Kelvin waves on the regular array of vortices existing in the uniformly rotating liquid, as in the early experiments of Hall [3], would be of great interest. Measurements might be made of the rate at which energy is transmitted to the array from a suitable transducer, and of the rate at which energy eventually appears as heat after the Kelvin-wave cascade has been established.

In summary we have reported the results of computer simulations of the behaviour of Kelvin waves on a rectilinear quantized vortex of finite length in superfluid  $^4\text{He}$  at a temperature so low that the waves suffer no attenuation from mutual friction with the normal fluid, the only attenuation arising from phonon radiation at a very high frequency. The waves are excited by continuously driving the system at a small wavenumber. The amplitude of the driven mode increases until non-linear coupling leads to a transfer of energy to all other modes. A steady state is established, described by a simple energy spectrum, the form of which is remarkably insensitive to the strength and other details of the drive.

### Acknowledgments

We are grateful for stimulating conversations and correspondence on the general background to this work with Carlo Barenghi, Demos Kivotides, Boris Svistunov and Sergey Nemirovskii. MT is grateful to the Japan Society for the Promotion of Science for financial support through the Japan-UK Scientific Cooperative program (Joint Research project) and through a Grant-in-Aid for Scientific Research (Grant no. 15340122). WFV is grateful for financial support through a Royal Society Joint Project on Experimental and Theoretical Study of Superfluid Turbulence.

- 
- [1] R. J. Donnelly, *Quantized Vortices in Helium II* (Cambridge University Press, Cambridge, 1991).
- [2] W. Thomson, *Phil. Mag.* **10**, 155 (1880).
- [3] H. E. Hall, *Proc. Roy. Soc.* **A245**, 546 (1958).
- [4] W. F. Vinen, *Phys. Rev B* **64**, 134520 (2001).
- [5] W. I. Glaberson, W. W. Johnson and R. M. Ostermeier, *Phys. Rev. Lett.* **33**, 1197 (1974).
- [6] H. Hasimoto, *J. Fluid mech.* **51**, 477 (1972).
- [7] D. C. Samuels and R. J. Donnelly, *Phys. Rev. Lett.* **64**, 1385 (1990).
- [8] W. F. Vinen and J. J. Niemela, *J. Low Temp. Physics*, **128**, 167 (2002).
- [9] B. V. Svistunov, *Phys. Rev.* **B52**, 3646 (1995).
- [10] D. Kivotides *et al*, *Phys. Rev Lett.* **86**, 3080 (2001).
- [11] T. Araki and M. Tsubota, *J. Low Temp. Physics*, **121**, 405 (2000).
- [12] S. K. Nemirovskii, J. Pakleza and W. Poppe, *Russian J. Eng. Thermophysics*, **3**, 369 (1993).
- [13] K. W. Schwarz, *Phys. Rev B* **31**, 5782 (1985); *Phys. Rev. B* **38**, 2398 (1988).
- [14] M. Tsubota, T. Araki and S. K. Nemirovskii, *Phys. Rev. B* **62**, 11751 (2000).