

Interacting quantum spin chains.

Invited paper for the International Conference on Neutron Scattering ICNS-2001.

A. Zheludev

Physics Department, Brookhaven National Laboratory, Upton, NY 11973-5000, USA.

New address: Physics Department, Oak Ridge National Laboratory, Oak Ridge, TN 37831-6393, USA.

(April 1, 2019)

A brief review of recent advances in neutron scattering studies of low-dimensional quantum magnets is followed by a particular example. The separation of single-particle and continuum states in the weakly-coupled $S = 1/2$ chains system $\text{BaCu}_2\text{Si}_2\text{O}_7$ is described in some detail.

75.40.Gb,75.50.Ee,75.10.Jm

For the last two decades low-dimensional quantum magnets have been the subject of intensive neutron scattering studies. One of the main reasons for this steady interest is that low dimensional systems are *simple* models of magnetism, that demonstrate a broad spectrum of *complex* quantum-mechanical phenomena. In many cases quantum magnets are described by simple Hamiltonians with few parameters. Theoretical and numerical studies of these models can be directly compared to experiment at the quantitative level, often yielding remarkable agreement, and provide guidance in the data analysis. Neutron scattering techniques are particularly well suited for studying real low-dimensional magnets. Indeed, they provide *direct* measurements of the spin correlation function $S(\mathbf{q}, \omega)$, that carries significant physical information and is the ultimate result of most theoretical calculations. Moreover, in most known low-dimensional magnets the energy and length scales of magnetic interactions perfectly match those probed by thermal or cold neutrons. It will not be an overstatement to say that the development of the entire field of low-dimensional magnetism has been driven by neutron experiments more than by any other experimental technique.

Two decades of research and huge amounts of beam time yielded a fairly complete understanding of the most basic one-dimensional models. To mention only a few milestones, we have to recall the study of local excitations in dimer systems, [1] the discovery of the famous Haldane gap [2] and the observation of continuum excitations in $S = 1/2$ Heisenberg antiferromagnets (AFs) [3,4]. A number of remarkable discoveries were made only recently. Among these are studies of multi-magnon excitations [5], observation of field-induced incommensurability in $S = 1/2$ systems [6], the spin-Peierls compound CuGeO_3 [7], continuum states [8] and field-induced ordering [9] in Haldane-gap antiferromagnets, and the effect of staggered fields on quantum spin chains [10]. These new studies were enabled by the discovery of new model materials, development of new experimental techniques and the perfection of data analysis procedures.

Today, the general trend in low-dimensional magnetism is to capitalize on the accumulated knowledge

of the basics and move on to more complex problems. Among the new and rapidly progressing directions of research are effects of randomness and doping in quantum spin chains [11–13], the interplay between charge and spin degrees of freedom [14], new physics in highly frustrated quantum antiferromagnets [15], and the crossover regime from “quantum” to “classical” magnetism. In the talk we will attempt to cover as many of these new studies as possible. To keep the present paper at least marginally readable however, below we shall concentrate on just one example, namely the dimensional crossover in weakly-interacting $S = 1/2$ Heisenberg spin chains.

At the heart of the matter is a very old controversy. As far back as 1931 H. Bethe *exactly* solved the ground state of the one-dimensional (1D) $S = 1/2$ quantum Heisenberg antiferromagnet [16]. The main result was that even at $T = 0$ there is no long-range order in the system, and no Bragg peaks should be visible in a neutron diffraction experiment. A year later, L. Néel proposed the famous two-sublattice model of antiferromagnetism [], characterized by staggered long-range magnetic order, that produces new magnetic Bragg peaks in the diffraction pattern. In 1933 L. Landau published yet another paper on the subject, criticizing the 2-sublattice model based on the fact that it is not even an eigenstate of the Heisenberg Hamiltonian, and therefore can not *possibly* be the ground state []. Now we of course know that for a vast majority of 2- and 3D materials, the ground state does indeed look remarkably *like* the Neel state. Landau’s arguments are *also* correct, and quantum fluctuations are relevant. In 2 and 3 dimensions they usually result in minor corrections. The lower the effective dimensionality, the more these fluctuations are important, and in the purely 1D case they are capable of destroying long-range order altogether. It is now well understood that *weakly coupled* $S = 1/2$ Heisenberg chains are *weakly ordered*: the Neel temperature T_N scales roughly as the strength of inter-chain coupling J' , while the sublattice saturation moment at $T \rightarrow 0$ behaves as J'/J , J being the in-chain exchange constant. Both quantities vanish as $J' \rightarrow 0$. It is important to note that long-range ordering occurs for arbitrary small J' . For example, correlated glassy freez-

ing with an ordered moment of only $0.03 \mu_B$ have recent been detected in the *extremely* one-dimensional material SrCuO₂ with $J'/J \approx 7 \times 10^{-4}$ [17].

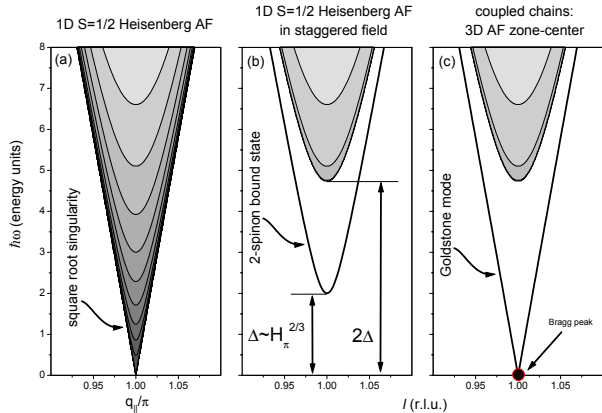


FIG. 1. Transverse dynamic structure factor of the 1D $S = 1/2$ Heisenberg AF (a) contains only continuum excitations with a singularity on the lower bound. An external staggered field (b) induces a gap Δ in the spectrum. The singularity separates from the lower bound of the continuum giving birth to single-particle excitations. This picture is also observed in coupled chains at the transverse zone-boundary. In the latter case the single-particle states take the role of Goldstone modes (spin waves) and their energy goes to zero at the 3D AF zone-center (c).

The most interesting question is what happens to the excitation spectrum of a single $S = 1/2$ antiferromagnetic quantum spin chain when inter-chain coupling is “switched on”. Let us first consider the extreme cases. In the 3D limit, when $J' \approx J$ we are dealing with a ground state that is very similar to the Neel state. The excitation spectrum is then dominated by single-particle states that correspond to a *precession* of the ordered moment around its equilibrium direction. These particles, known as *spin waves*, carry a total spin of unity and a spin projection $S_z = \pm 1$ onto the direction of staggered moment. In the early days it was believed that the other limiting case of a purely 1D AF the excitation spectrum is described by a similar single-particle picture, albeit with strongly renormalized spin wave velocity and bandwidth [18]. It was later realized that spin dynamics in the 1D case is, in fact, *qualitatively* different. Since long-range order is absent, so are the precession modes. The spectrum contains *no* single-particle excitations and is instead a continuum of states [19–22]. An experimental confirmation of this phenomenon was obtained in elegant neutron scattering experiments on KCuF₃ [3] and copper benzoate [4]. Modern theories describe these continuum states as composed of pairs of exotic $S = 1/2$ excitations called *spinons*. Unlike magnons, which are bosons and can be directly observed in an inelastic neutron experiment, spinons are fermions and are created or destroyed

only in pairs, much like domain walls in an Ising magnet. The two-spinon continuum is 3-fold degenerate with pairs of spinons having a total spin of unity and a projections on any given axis $S_z = 0, \pm 1$. Note that while there are only two polarizations for spin waves, spinon pairs come in three different polarization flavors.

If the spin dynamics in the two limiting cases is *qualitatively* different, what happens in quasi-1D systems with $0 < J' \ll J$? The presence of long-range order should produce order-parameter excitations, i.e., spin waves. But how exactly are these single-particle states spawned from the continuum of inelastic scattering that dominates in the 1D system model? A simple physical picture is provided by the chain-mean field (MF) theory [23]. In the ordered state each spin chain is subject to an effective staggered exchange field generated by neighboring chains. A staggered field H_π induces a linear attractive potential between spinons. As a result, the lowest-energy excitations are spinon *bound states*, often referred to as “magnons” [24,25]. This is illustrated in Fig. 1(b). The square root singularity on the lower bound of the 2-spinon continuum in the isolated chains [Fig. 1(a)] “separates” and becomes a sharp magnon which is a δ -function in energy at any given wave vector [Fig. 1(b), solid line]. The magnons acquire a *gap* Δ (also referred to as *mass*), that scales as $H_\pi^{2/3}$. Since there are three possible spin states for a pair of spinons, there are *three* magnon branches. Two of these are polarized perpendicular to H_π and the induced staggered moment, and correspond to conventional precession modes (spin waves). Including inter-chain interactions within the Random Phase Approximation (RPA) gives these excitations a dispersion perpendicular to the chains. Their energy goes to zero at the 3D zone-center, i.e., at the location of magnetic Bragg peaks in the ordered system [Fig. 1(c), solid line]. The gap Δ can still be observed at the transverse zone-boundary, where the behavior of an isolated chain in a staggered field is exactly recovered [Fig. 1(b)]. What remains of the 2-spinon continuum in the 1D system is now seen as a *2-magnon*, rather than *2-spinon* continuum. Indeed, the attractive potential between spinons is a *confining* one, and two spinons are permanently bound into magnons, just like two quarks can be confined in a meson. The continuum therefore has a gap of 2Δ , i. e., twice the characteristic magnon gap.

An experimental observation of such rich and unique behavior, the *separation* of single-particle and continuum states, is a formidable challenge to neutron scattering. On the one hand, a strongly 1D system with $J' \gg J$ is desirable to maximize the fraction of the spectral weight contained in the continuum, a feature notoriously difficult to observe. On the other hand, J' should be large enough to yield a measurable gap Δ (preferably, a few meV). Finally, J should be *small* enough to allow measurements with a wave vector resolution better than Δ/v ,

where $v = \pi/2J$ is the spin wave velocity. The two latter conditions are absolutely essential to resolving the magnons at energy Δ from the lower bound of the continuum at 2Δ . The first model system that met these conflicting requirements was KCuF_3 , a material with $J = ??$, $T_N = ??$ and a saturation moment of $m_0 \approx 0.5 \mu_B$. In this compound the spin waves and continuum excitations could be observed simultaneously [26].

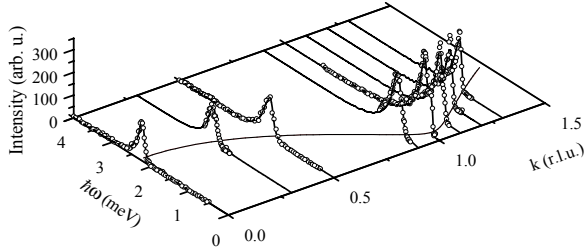


FIG. 2. A series of constant- Q scans measured in $\text{BaCu}_2\text{Si}_2\text{O}_7$ at $T = 1.5$ K for different momentum transfers perpendicular to the chain axis. Lines represent a semi-global fit to the data as described in the text. The solid lines in the basal plane show the spin wave dispersion relation in this reciprocal-space direction. The data are from Ref. [29]

Below we shall make the experimental case for separation of single-particle and continuum states using another model quasi-1D material, namely $\text{BaCu}_2\text{Si}_2\text{O}_7$. In this compound $J = 24$ meV, $T_N = 9$ K and $m_0 = 0.15 \mu_B$ [27,28], *i. e.*, $\text{BaCu}_2\text{Si}_2\text{O}_7$ is more 1-dimensional than KCuF_3 . The $S = 1/2$ AF chains run along the c axis of the orthorhombic crystal structure. The 1D AF zone-center $q_{\parallel} = \pi$ is the $(h, k, 1)$ reciprocal-space plane, and the magnetic Bragg peak, characteristic of 3D long-range ordering is located at $(0,1,1)$. Despite the small saturation moment in $\text{BaCu}_2\text{Si}_2\text{O}_7$, its low-energy excitation spectrum (up to about 5 meV energy transfer) is entirely dominated by sharp single-particle spin-wave like excitations [29,30]. Very high resolution measurements performed using the IN14 cold-neutron spectrometer at ILL failed to detect any intrinsic excitation widths. Fig. 2 shows a series of constant- q scans that measure the dispersion of these modes at the 1D AF zone-center in the direction perpendicular to the chain axis. The solid lines in Fig. 2 are a *global* fit to the data based on a single-mode cross section for a classical antiferromagnetic spin wave, convoluted with the spectrometer resolution function [30]. Measurements of the spin wave dispersion along different reciprocal-space directions led to a fairly complete picture of inter-chain interaction [?]. The effective MF inter-chain coupling constant was found to be $J' = 0.4$ meV. The “magic point” where inter-chain interactions cancel out at the RPA level is located at $(0.5, 0.5, 1)$. The energy of the spin wave at this wave vector is to be interpreted as the gap Δ induced in each

individual chain by their interactions with neighboring chains. Experimentally, for $\text{BaCu}_2\text{Si}_2\text{O}_7$, $\Delta = 2.5$ meV.

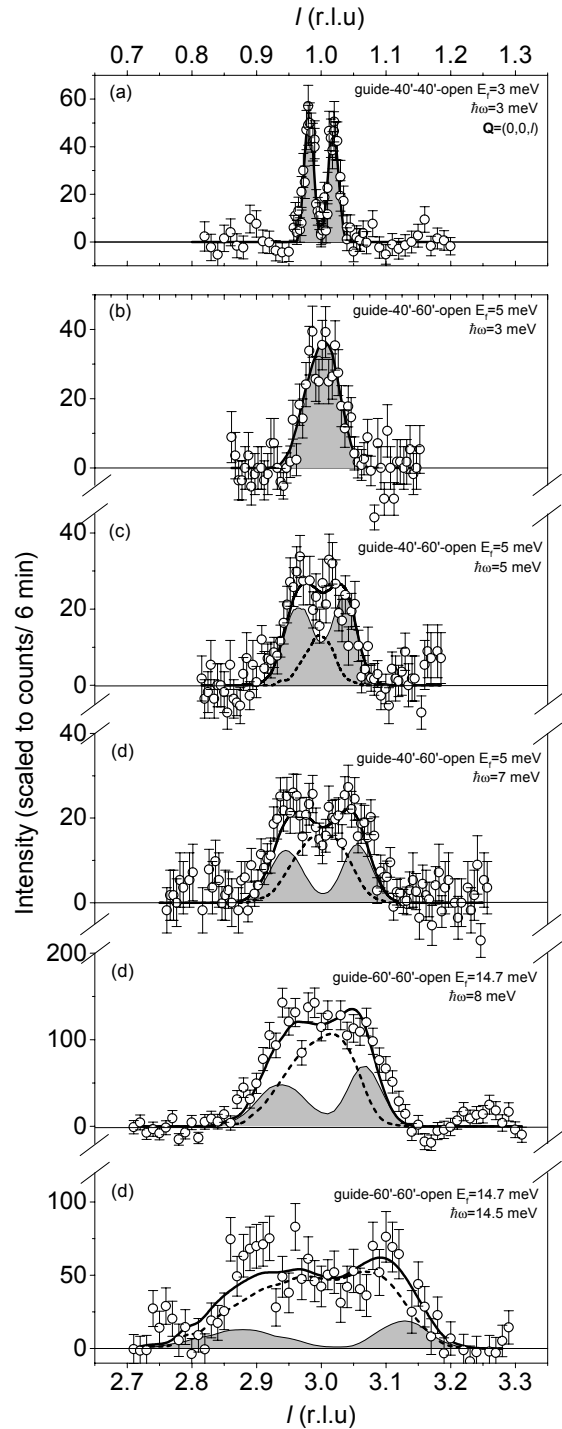


FIG. 3. A series of constant- E scans along the spin chains in $\text{BaCu}_2\text{Si}_2\text{O}_7$. Heavy solid lines represent a global fit to the data as described in the text. Shaded areas are contributions of single-particle excitations. Dashed lines show the continuum portion. Arrows indicate the slight dip in the observed intensity that corresponds to the continuum energy gap Δ_c . The data are from Ref. [30]

The observed low-energy spectrum is totally consistent with theoretical predictions: at energies below 2Δ transverse spin fluctuations in a weakly-couple chains system behaves exactly as those in a *classical* antiferromagnet.

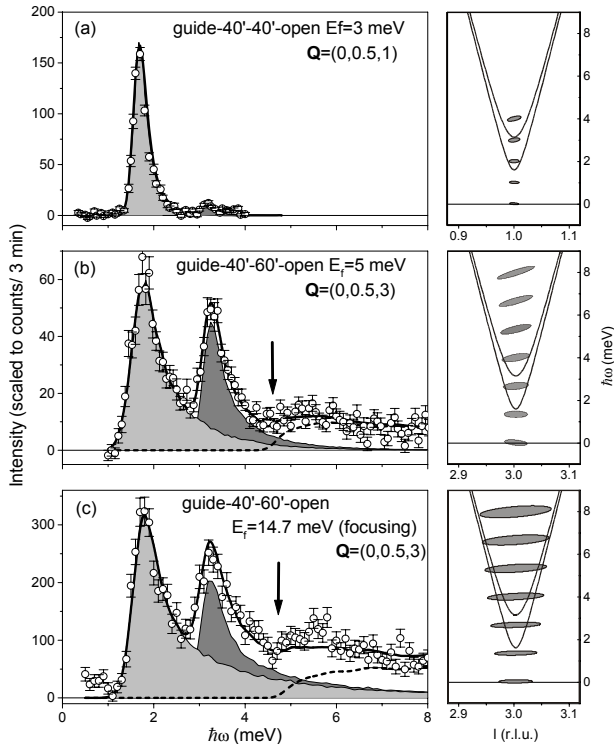


FIG. 4. Left: Typical constant- Q scans collected in $\text{BaCu}_2\text{Si}_2\text{O}_7$ at the 1D AF zone-center using different spectrometer configurations. Lines and shaded areas are as in Fig. 3. Right: Evolution of the calculated FWHM resolution ellipsoids in the course of the corresponding scans, plotted in projection onto the $(l, \hbar\omega)$ plane. Solid lines represent the spin wave dispersion relation. The data are from Ref. [30]

The quantum-mechanical nature of the spin chains in $\text{BaCu}_2\text{Si}_2\text{O}_7$ becomes apparent on shorter time scales (larger energy transfers). Figure 3 shows a series of constant-energy scans across the 1D AF zone-center. At $\hbar\omega = 3$ meV using the highest-resolution setup [Fig. 3(a)] one clearly sees two well-resolved peaks that represent the low-energy single-particle excitations. A fit of the classical spin wave cross section to the data is shown by the shaded area. The two spin wave peaks can not be resolved at $\hbar\omega = 3$ meV using a setup with coarser resolution [Fig. 3(b)]. However, at higher energies, [Fig. 3(c-f)] even the coarse-resolution configuration should have been capable of resolving two separate peaks if the single-particle picture still held (shaded areas). In contrast, the measured scans do not contain two separate peaks, but instead show a single broad feature. Moreover, the spin waves, for which intensity scales as $1/\omega$, are expected to account for only a very small fraction of the total spectral weight at high energy transfers [Fig. 3(e,f)]. The remain-

ing scattering is to be attributed to the excitation continuum that sets in at about 5 meV energy transfer and becomes progressively more dominant at high energies. The bulk of the data collected in different experimental configurations was analyzed in a global fit using a cross section that contained both a single-mode and a continuum part. The cross section for the continuum was chosen to match the theoretical result of Ref. [25]. The continuum was assumed to have a gap of $\Delta_c = 2\Delta = 5$ meV, i.e., exactly twice the spin wave gap at the “magic” reciprocal-space point. In Fig. 3 the result of this global fit is shown in a solid line, and the continuum contribution is represented by the dashed line.

The fact that the continuum starts above a well-defined gap energy Δ_c , can be clearly seen in the wide-range constant- q scans shown in Fig. 4. At this wave vector there are two spin wave peaks due to a non-trivial 3D arrangement of magnetic ions in $\text{BaCu}_2\text{Si}_2\text{O}_7$ (shaded areas). At high energies there is additional broad scattering not accounted for by the single-particle picture. The onset of the continuum is signaled by an intensity dip at around 5 meV (arrows). As in Fig. 3, the solid lines in Fig. 4 represent the global fit, and the dashed line is the continuum part of the cross section. If Δ_c is treated as an adjustable parameter in the fit, the refined value is $\Delta_c = 4.8(2)$ meV, which is within the error bar of the theoretical value $\Delta_c = 2\Delta$ meV.

The continuum gap being *twice* the spin wave gap is a non-trivial result. All the data discussed above were collected with scattering vectors almost parallel to the chain-axis. The ordered moment in $\text{BaCu}_2\text{Si}_2\text{O}_7$ is parallel to the chains as well, so the intrinsic polarization dependence of the neutron scattering cross section ensures that all scans represent *transverse*-polarized spin fluctuations. In conventional SWT the lowest-energy transverse continuum excitations are *three*-magnon states, since the magnons themselves are transverse-polarized. In the SWT, the transverse continuum thus has a pseudogap of 3Δ . A rigorous SWT calculation for $\text{BaCu}_2\text{Si}_2\text{O}_7$ gives $\Delta_c = 7.5$ meV [29,30]. How is it possible that we are seeing continuum scattering at 2Δ ? The answer given by the quantum chain-MF model is that since there are three possible polarizations for pairs of spinons $S_z = 0, \pm 1$ (see above), there is a *third* bound state (magnon) that is polarized parallel to the direction of ordered moment. In a recent elegant study this *longitudinal mode* has been directly observed in KCuF_3 using unpolarized [31] and polarized [32] neutrons. The longitudinal magnon is not visible in the $\text{BaCu}_2\text{Si}_2\text{O}_7$ data shown above, due to polarization effects. However, it is the longitudinal mode that enables a *two*-magnon transverse-polarized continuum excitations with a gap $\Delta_c = 2\Delta$. Indeed, a transverse state can be constructed from one longitudinal and one transverse magnon. In other words, the fact that the continuum in $\text{BaCu}_2\text{Si}_2\text{O}_7$ starts at 2Δ can be taken as an indirect evidence for the longitudinal mode. In

the future it will be very important to perform neutron experiments in a different scattering geometry, perhaps using polarization analysis, to observe the longitudinal mode in $\text{BaCu}_2\text{Si}_2\text{O}_7$ directly, to corroborate the remarkable results on KCuF_3 .

In summary, the seemingly simple model of weakly interacting spin chains demonstrates such fundamental phenomena of many-body quantum mechanics as mass generation, spin confinement, and energy separation of “classical” and “quantum” spin dynamics. Studies of KCuF_3 and $\text{BaCu}_2\text{Si}_2\text{O}_7$ shed light on the nebulous regime where 1D quantum physics meets 3D “classical” magnetism and provide the experimental basis for some very sophisticated theoretical studies.

I would like to thank K. Uchinokura, T. Masuda, S. Raymond, M. Kenzelmann, Y. Sasago, I. Tsukada, E. Ressouche, K. Kakurai, P. Boeni, S.-H. Lee and R. Coldea for their invaluable contributions to the $\text{BaCu}_2\text{Si}_2\text{O}_7$ project, S. E. Nagler and D. A. Tennant for sharing their most recent findings on KCuF_3 , A. Tsvelik, I. Zaliznyak, C. L. Broholm and L.-P. Regnault for enlightening discussions and G. Shirane for his guidance and mentorship. Work at Brookhaven National Laboratory was carried out under Contract No. DE-AC02-98CH10886, Division of Material Science, U.S. Department of Energy.

-
- [1] A. Furrer and H. U. Gudel, *Phys. Rev. Lett.* **39**, 657 (1977); Y. Sasago, K. Uchinokura, A. Zheludev and G. Shirane, *Phys. Rev. B* **55**, 8357 (1997); M. Matsuda, T. Yosihama, K. Kakurai and G. Shirane, *Phys. Rev. B* **59**, 1060 (1999); G. Xu, C. Broholm, D. H. Reich and M. A. Adams, *Phys. Rev. Lett.* **84**, 4465 (2000).
- [2] W. J. L. Buyers, R. M. Morra, R. L. Armstrong, M. J. Hogan, P. Gerlach, and K. Hirakawa, *Phys. Rev. Lett.* **56**, 371 (1986); R. M. Morra, W. J. L. Buyers, R. L. Armstrong and K. Hirakawa, *Phys. Rev. B* **38**, 543 (1988); J. P. Renard, M. Verdaguer, L. P. Regnault, W. A. C. Erkelens, J. Rossat-Mignod and W. G. Stirling, *Europhys. Lett.* **3**, 949 (1987); S. Ma, C. Broholm, D. H. Reich, B. J. Sternlieb, and R. W. Erwin, *Phys. Rev. Lett.* **69**, 3571 (1992); L.-P. Regnault, I. Zaliznyak, J. P. Renard and C. Vettier, *Phys. Rev. B* **50**, 9174 (1994).
- [3] S. E. Nagler, D. A. Tennant, R. A. Cowley, T. G. Perring, and S. K. Satija *Phys. Rev. B* **44**, 12361-12368 (1991); D. A. Tennant, D. A. Tennant, T. G. Perring, R. A. Cowley and S. E. Nagler, *Phys. Rev. Lett.* **70**, 4003 (1993); D. A. Tennant, R. A. Cowley, S. E. Nagler and A. M. Tsvelik, *Phys. Rev. B* **52**, 13368 (1995).
- [4] D. C. Dender, D. Davidovic, D. H. Reich, C. Broholm, K. Lefmann and G. Aeppli, *Phys. Rev. B* **53**, 2583 (1996).
- [5] D.A. Tennant, C. Broholm, Daniel H. Reich, S.E. Nagler, G.E. Granroth, T. Barnes, G. Xu, B.C. Sales and Y. Chen, cond-mat/0005222.
- [6] D. C. Dender, P. R. Hammar, D. H. Reich, C. Broholm, and G. Aeppli, *Phys. Rev. Lett.* **79**, 1750 (1997); H. M. Ronnow, M. Enderle, D. F. McMorrow, L.-P. Regnault, G. Dhahenne, A. Revcolevschi, A. Hoser, K. Prokes, P. Vorderwisch, and H. Schneider, *Phys. Rev. Lett.* **84**, 4469 (2000).
- [7] K. Hirota, D. E. Cox, J. E. Lorenzo, G. Shirane, J. M. Tranquada, M. Hase, K. Uchinokura, H. Kojima, Y. Shibuya, and I. Tanaka, *Phys. Rev. Lett.* **73**, 736 (1994); O. Fujita, J. Akimitsu, M. Nishi and K. Kakurai, *Phys. Rev. Lett.* **74**, 1677 (1995); M. An, J. E. Lorenzo, L. P. Regnault, G. Dhahenne, A. Revcolevschi, B. Hennion, and Th. Jolicoeur, *Phys. Rev. Lett.* **78**, 1560 (1997) and references therein.
- [8] I. Zaliznyak, S.-H. Lee and S. V. Petrov, *Phys. Rev. Lett.* **87**, 017202 (2001).
- [9] Y. Chen, Z. Honda, A. Zheludev, C. Broholm, K. Katsumata, and S. M. Shapiro, *Phys. Rev. Lett.* **86**, 1618 (2001); M. Enderle, L.-P. Regnault, C. Broholm, D. H. Reich, I. Zaliznyak, M. Sieling, B. Luthi, HMI experimental reports (2000); A. Zheludev, Z. Honda, K. Katsumata, R. Feyerherm and K. Prokes, *Europhys. Lett.* (in press), cond-mat/0104311.
- [10] A. Zheludev, E. Ressouche, S. Maslov, T. Yokoo, S. Raymond, J. Akimitsu, *Phys. Rev. Lett.* **80**, 3630 (1998); S. Maslov and A. Zheludev, *Phys. Rev. Lett.* **80**, 5786 (1998); S. Raymond, T. Yokoo, A. Zheludev, S. E. Nagler, A. Wildes, J. Akimitsu, *Phys. Rev. Lett.* **82**, 2382 (1999); A. Zheludev, S. Maslov, T. Yokoo, J. Akimitsu, S. Raymond, S. E. Nagler, *J. Phys.: Condens. Matter* (in press), cond-mat/0006350.
- [11] G. Xu, G. Aeppli, M. E. Bisher, C. Broholm, J. F. DiTusa, C. D. Frost, T. Ito, K. Oka, R. L. Paul, H. Takagi, and M. M. J. Treacy, *Science* **289**: 419 (2000).
- [12] Y. Uchiyama, Y. Sasago, I. Tsukada, K. Uchinokura, A. Zheludev, T. Hayashi, N. Miura and P. Boni, *Phys. Rev. Lett.* **83**, 632-635 (1999); A. Zheludev, T. Masuda, K. Uchinokura and S. E. Nagler, *Phys. Rev. B* (in press); cond-mat/0103546.
- [13] Y. Sasago, N. Koide, K. Uchinokura, M. C. Martin, M. Hase, K. Hirota, and G. Shirane, *Phys. Rev. B* **54**, R6835 (1996); L.P. Regnault, J.P. Renard, G. Dhahenne, and A. Revcolevschi, *Europhys. Lett* **32** (1995) 579.
- [14] Y. Fujii, H. Nakao, T. Yosihama, M. Nishi, K. Nakajima, K. Kakurai, M. Isobe, Y. Ueda, and H. Sawa, *J. Phys. soc. Jpn.* **66**, 326 (1997); B. Grenier, O. Cepas, L. P. Regnault, J. E. Lorenzo, T. Ziman, J. P. Boucher, A. Hiess, T. Chatterji, J. Jegoudez, and A. Revcolevschi, *Phys. Rev. Lett.* **86**, 5966 (2001), and references therein.
- [15] See, for example, C. Broholm, G. Aeppli, G. P. Espinosa, and A. S. Cooper, *Phys. Rev. Lett.* **65**, 3173 (1990); S.-H. Lee, C. Broholm, T. H. Kim, W. Ratcliff II, and S.-W. Cheong, *Phys. Rev. Lett.* **84**, 3718 (2000), and references therein.
- [16] H. A. Bethe, *Z. Phys.* **71**, 256 (1931).
- [17] I. A. Zaliznyak and C. Broholm and M. Kibune and M. Nohara and H. Takagi, *Phys. Rev. Lett.* **83**, 5370 (1999).
- [18] J. des Cloizeaux and J. J. Pearson, *Phys. Rev.* **128**, 2131 (1962).
- [19] L. D. Fadeev and L. A. Takhtajan, *Phys. Lett.* **85 A**, 375

- (1981).
- [20] G. Muller, H. Thomas, M. W. Puga, and H. Beck, J. Phys. C: Solid State Phys. **14**, 3399 (1981).
 - [21] F. D. M. Haldane and M. R. Zirnbauer, Phys. Rev. Lett. **71**, 4055 (1993).
 - [22] M. Karbach, G. Muller, A. H. Bougourzi, A. Fledderjohann and K.-H. Mutter, Phys. Rev. B **55**, 12510 (1997).
 - [23] D. J. Scalapino, Y. Imry and P. Pincus, Phys. Rev. B **11**, 2042 (1975).
 - [24] H. J. Schulz, Phys. Rev. Lett. **77**, 2790 (1996).
 - [25] F. H. L. Essler, A. M. Tsvelik, and G. Delfino, Phys. Rev. B **56**, 11001 (1997).
 - [26] D. A. Tennant, S. E. Nagler, D. Welz, G. Shirane and K. Yamada, Phys. Rev. B **52**, 13381 (1995).
 - [27] I. Tsukada, Y. Sasago, K. Uchinokura, A. Zheludev, S. Maslov, G. Shirane, K. Kakurai and E. Ressouche, Phys. Rev. B **60**, 6601 (1999).
 - [28] M. Kenzelmann, A. Zheludev, S. Raymond, E. Ressouche, T. Masuda, P. Bni, K. Kakurai, I. Tsukada, K. Uchinokura and R. Coldea, Phys. Rev. B (in press), cond-mat/0012452.
 - [29] A. Zheludev, M. Kenzelmann, S. Raymond, E. Ressouche, T. Masuda, K. Kakurai, S. Maslov, I. Tsukada, K. Uchinokura and A. Wildes, Phys. Rev. Lett. **85**, 4799 (2000).
 - [30] A. Zheludev and M. Kenzelmann and S. Raymond and T. Masuda and K. Uchinokura and S.-H. Lee, cond-mat/0105223.
 - [31] B. Lake, D. A. Tennant, and S. E. Nagler, Phys. Rev. Lett. **85**, 832 (2000).
 - [32] S. E. Nagler and D. A. Tennant, private communication.