

# A powerful and highly variable off-nuclear X-ray source in the composite starburst/Seyfert 2 galaxy NGC 4945

W.N. Brandt, K. Iwasawa and C.S. Reynolds

*Institute of Astronomy, Madingley Road, Cambridge CB3 0HA*

24 October 2018

## ABSTRACT

We report the discovery of a powerful and variable off-nuclear X-ray source in the nearby spiral galaxy NGC 4945. Two *ROSAT* PSPC observations show the source to brighten in 0.5–2.0 keV flux by a factor of  $\approx 9$  on a time-scale of 11 months or less. It is seen by *ASCA* about one month after the second PSPC pointing, and is seen to have dimmed by a factor of  $\gtrsim 7$  in a *ROSAT* HRI pointing about one year after the second PSPC pointing. Its maximum observed 0.8–2.5 keV luminosity is  $\gtrsim 8 \times 10^{38}$  erg s $^{-1}$ , making it brighter than any known persistent X-ray binary in the Milky Way. Its total X-ray luminosity is probably larger than  $1.2 \times 10^{39}$  erg s $^{-1}$ . The observed variability argues against a superbubble interpretation, and the off-nuclear position argues against a low-luminosity active galactic nucleus. The source is therefore probably either an ultra-powerful X-ray binary or an ultra-powerful supernova remnant. Optical monitoring has not identified any supernovae in NGC 4945 during the time of the X-ray observations, and any supernova would have had to have been either very highly absorbed or intrinsically optically faint.

**Key words:** galaxies: individual: NGC 4945 – X-rays: galaxies – X-rays: stars – stars: neutron – stars: black holes – stars: supernovae: general.

## 1 INTRODUCTION

Recent X-ray studies of nearby spiral galaxies have revealed a wealth of activity (e.g. Fabbiano 1995 and references therein). Low-luminosity active galactic nuclei, starburst superbubbles of hot gas, and ultra-powerful X-ray binaries and supernova remnants are all currently subjects of widespread interest. Luminous and variable off-nuclear X-ray sources are of particular interest, as they often challenge our understanding of accretion processes in stellar systems (e.g. Collura et al. 1994; source A in IC 342, Okada et al. 1994).

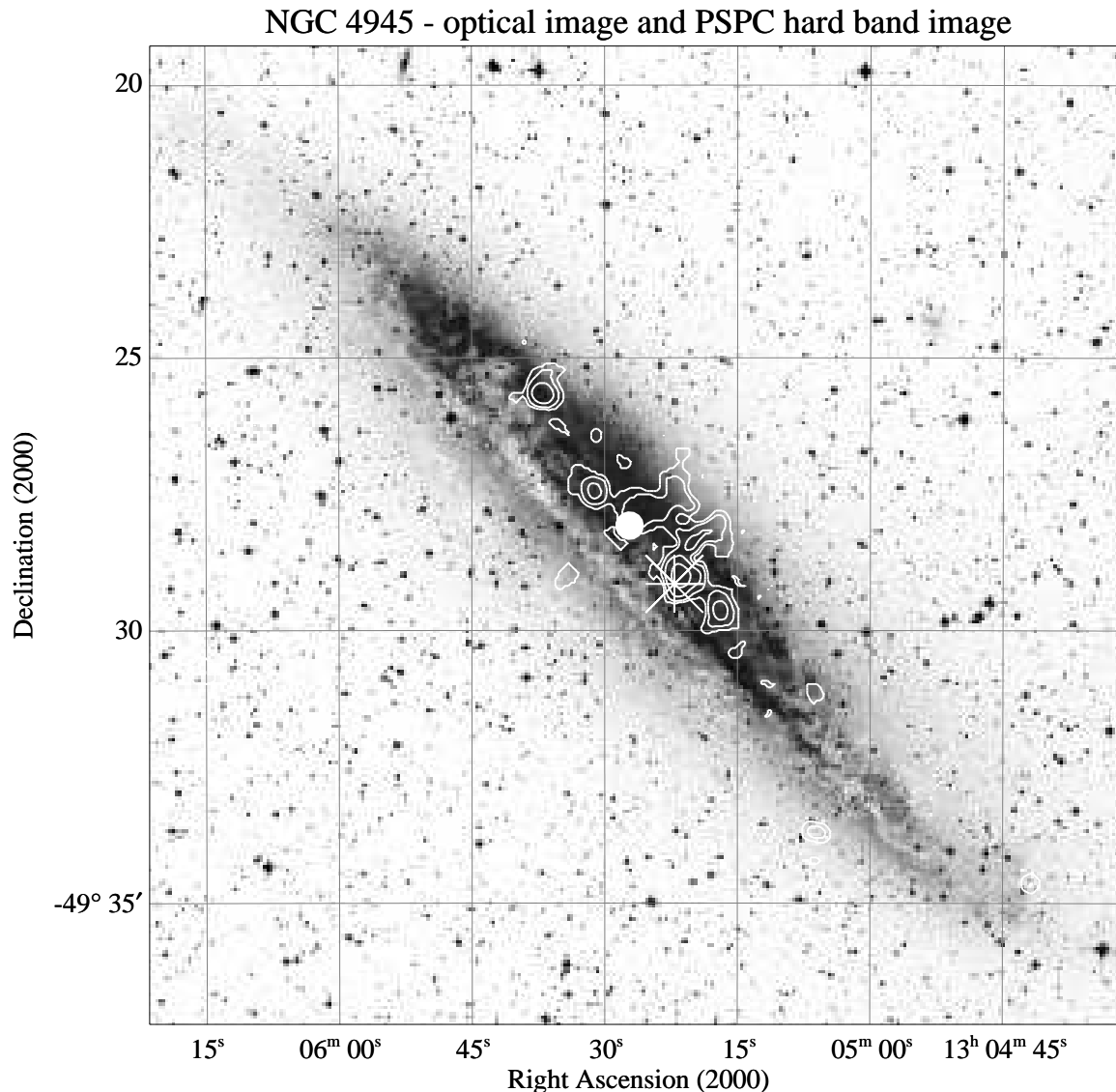
NGC 4945 is a nearby (3.7 Mpc: Mauersberger et al. 1996), edge-on spiral galaxy in the southern hemisphere. It is the third brightest galaxy in the IRAS point source catalogue, and most of its infrared emission arises in a compact central region (Rice et al. 1988; Brock et al. 1988). NGC 4945 shows both starburst emission (e.g. Heckman, Armus & Miley 1990; Koornneef 1993) and a highly obscured and variable Seyfert core (Iwasawa et al. 1993). It has recently been discovered to be the brightest Seyfert 2 known at high X-ray energies ( $\approx 100$  keV: Done, Madejski & Smith 1996). In this Letter we report on a powerful, off-nuclear X-ray source in NGC 4945 that shows large-amplitude variability on a time-scale of a year.

## 2 OBSERVATIONS AND DATA ANALYSIS

NGC 4945 was observed with the *ROSAT* Position Sensitive Proportional Counter (PSPC; Trümper 1983; Pfeiffermann et al. 1987) starting on 1992 August 12 (RP600259: total raw exposure of 14208 s over  $2.66 \times 10^5$  s) and 1993 July 10 (RP600275: total raw exposure of 9032 s over 80760 s). These were the first observations of this galaxy with an imaging X-ray detector. Hereafter we shall refer to RP600259 as ‘Pointing 1’ or ‘P1’ and RP600275 as ‘Pointing 2’ or ‘P2’. The *ROSAT* observations were performed in the standard ‘wobble’ mode, and reduction and analysis of the PSPC data were performed with the Starlink ASTERIX X-ray data processing system. NGC 4945 was also observed with *ASCA* (Tanaka, Inoue & Holt 1994) starting on 1993 August 31 (total good SIS exposure time of 35000 s over 68362 s), and the *ROSAT* High Resolution Imager (HRI) starting on 1994 July 11 (RH600276: total raw exposure of 8608 s over  $6.27 \times 10^5$  s). The *ASCA* data were reduced and analysed using the XSELECT X-ray data processing system, and the HRI data were reduced and analysed with ASTERIX.

In Figure 1 we show contours of the P2 PSPC hard image (we use PSPC channels 52–201 which correspond to  $\approx 0.5$ –2.0 keV) overlaid on the image from the UK Schmidt

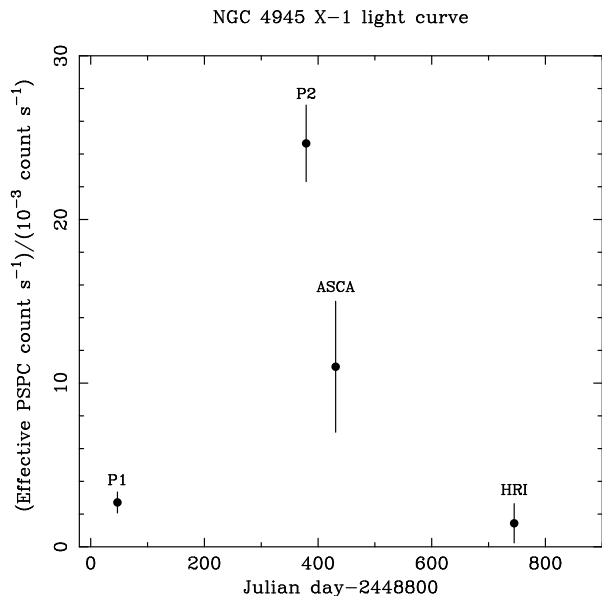
arXiv:astro-ph/9607007v1 2 Jul 1996



**Figure 1.** Contours of the P2 *ROSAT* PSPC X-ray image overlaid on the image from the UK Schmidt Southern Sky Survey J plate. Contours are at 8.8, 17.6, 35.2 and 70.6 per cent of the maximum pixel value. The location of the variable X-ray source, NGC 4945 X-1, is marked with an eight-pointed star. The nuclear position of Henkel et al. (1994) is marked with a solid white dot. Note that NGC 4945 X-1 is significantly offset from the nucleus.

Southern Sky Survey J plate [see section IIb of Lasker et al. (1990) for more information on the optical image]. We also show the position of the nucleus (we use the nuclear coordinates of Henkel, Whiteoak & Mauersberger 1994). The *ROSAT* image shows several point sources as well as diffuse X-ray emission (presumably associated with the starburst). We have used the ASTERIX point source searching program PSS (Allan 1995) to search the hard PSPC image for point sources that are spatially coincident with the optical extent of NGC 4945. We detect five point sources (at greater than  $5\sigma$ ) in both P1 and P2. If we compare the count rates of these sources between P1 and P2, four of them show little evidence for variability. However, the fifth stands out as showing clear evidence for having brightened between P1 and P2 (see Fig-

ure 2). We have plotted the position of this source in Figure 1 and shall hereafter refer to it as NGC 4945 X-1. The P1 X-ray centroid position of X-1 is  $\alpha_{2000} = 13^{\text{h}} 05^{\text{m}} 22.6^{\text{s}}$ ,  $\delta_{2000} = -49^{\circ} 29' 12''$ , and its P2 X-ray centroid position is  $\alpha_{2000} = 13^{\text{h}} 05^{\text{m}} 22.1^{\text{s}}$ ,  $\delta_{2000} = -49^{\circ} 29' 09''$ . These positions each have absolute errors of about 15 arcsec and are entirely consistent with one another. X-1 is offset from the nucleus with extremely high statistical significance (the separation is  $\approx 1.3$  arcmin). We have checked the PSPC image astrometry (for both P1 and P2) using NGC 4945A, which lies close to NGC 4945 on the plane of the sky, and it appears to be good to within 15 arcsec. The PSS count rate of X-1 during P1 is  $(2.7 \pm 0.6) \times 10^{-3}$  count  $\text{s}^{-1}$ , and its PSS count rate during P2 is  $(24.7 \pm 2.3) \times 10^{-3}$  count  $\text{s}^{-1}$  (we quote



**Figure 2.** Effective PSPC count rate versus time for NGC 4945 X-1. The effective PSPC count rates from *ASCA* and *ROSAT* HRI data are computed as per the text.

68 per cent confidence count rate errors). The hard *ROSAT* band count rate thus appears to have increased by a factor of  $9.1 \pm 2.3$  in the 11 months between P1 and P2. We note that, while small-scale gradients in the diffuse X-ray emission might lead to slightly larger errors than the formal PSS errors stated above, they cannot remove the large-amplitude variability that we detect. Inspection by eye of the P1 and P2 images clearly shows that X-1 has brightened substantially. During P2, X-1 is the brightest soft X-ray point source observable in NGC 4945.

The *ASCA* observation also detects a point X-ray source with a position that coincides with that of X-1. We have used other sources in NGC 4945 seen by both *ASCA* and *ROSAT* to improve the astrometry of the *ASCA* SIS images. The *ASCA* X-ray centroid position for the source is  $\alpha_{2000} = 13^{\text{h}} 05^{\text{m}} 22.9^{\text{s}}$ ,  $\delta_{2000} = -49^{\circ} 29' 17''$ , and the error circle for this position is about 20 arcsec. The source is detected with very high statistical significance ( $> 6\sigma$ ). Precision source count rate determination is difficult, owing to the broader *ASCA* point spread function that leads to cross-source contamination. In order roughly to estimate the count rate, we have compared the relative peak heights of X-1 and a source located at  $\alpha_{2000} = 13^{\text{h}} 05^{\text{m}} 31.9^{\text{s}}$ ,  $\delta_{2000} = -49^{\circ} 27' 33''$  in the 0.6–2.0 keV *ASCA* image. The height of X-1 is larger than that of the comparison source by a factor of about 1.5. Provided that the comparison source is not variable we estimate an effective PSPC count rate for X-1 of about  $11 \times 10^{-3}$  count  $\text{s}^{-1}$  by multiplying the PSPC count rate of the comparison source by a factor of 1.5. Thus X-1 appears to have dimmed by a factor of about 2 in 52 days. We note that X-1 is not the brightest point source in the 0.6–2.0 keV *ASCA* image of NGC 4945.

We have also used PSS to search the *ROSAT* HRI image for point sources. In this searching we use only HRI channels 4–16 to avoid contamination by ultraviolet light (cf. section 3.6 of David et al. 1995). At the PSPC position of X-1 there

is only a weak ( $1.8\sigma$ ) X-ray source with an HRI count rate of  $(0.45 \pm 0.34) \times 10^{-3}$  count  $\text{s}^{-1}$ . The HRI count rate of X-1 is thus a factor of  $\gtrsim 28$  times lower than its P2 count rate. If we use PIMMS (Mukai 1995) and the PSPC spectral models given below to take into account the different responses of the PSPC and the HRI, we find that the HRI count rate of X-1 should have only been lower than its P2 count rate by a factor of 2.5–4.0 if X-1 remained constant. The HRI-to-P2 count rate ratio of X-1 is much smaller than that for the other sources in NGC 4945. Thus X-1 appears to have dimmed by a factor of  $\gtrsim 7$  between 1993 July 10 and 1994 July 11.

Count rates from *ROSAT* should be averaged over an integer multiple of the 400-s wobble period when used to search for rapid variability of cosmic X-ray sources (cf. Brinkmann et al. 1994). We have searched for rapid variability of X-1 during P1 and P2 and do not detect any such variability with high statistical significance. However, even during P2 the statistics are such that we would only be able to detect variability by factors  $\gtrsim 2$ . The *ASCA* data do not show any significant X-1 variability (again variations by a factor of  $\gtrsim 2$  would be required for a detection), and the HRI data do not allow a serious variability search.

Meaningful PSPC spectral fitting of X-1 is not possible during P1, and only crude spectral fitting is possible during P2. Cross-source contamination, the low total number of source counts, and the limited spectral resolution of the PSPC all hinder precision fitting. However, in order to probe the spectrum of X-1 to the greatest extent possible and derive luminosity constraints, we have extracted source counts from a circular region of radius 0.8 arcmin centred on X-1. In this region the emission from X-1 dominates the X-ray flux. While we recognize that we are losing some source counts as a result of our small extraction radius, any larger radius would introduce unacceptably large cross-source contamination. We do include the standard energy-dependent correction for source counts scattered outside our source region. We take our background from a circular region of radius 1 arcmin centred on  $\alpha_{2000} = 13^{\text{h}} 05^{\text{m}} 10.8^{\text{s}}$ ,  $\delta_{2000} = -49^{\circ} 31' 26''$ , as this region appears to have approximately the same level of background as the source region. We obtain  $186 \pm 15$  counts for our spectrum after background subtraction. The Galactic neutral hydrogen column towards NGC 4945 is  $(1.1 \pm 0.3) \times 10^{21}$   $\text{cm}^{-2}$  (Heiles & Cleary 1979, page 51), and we note that there may well be significant intrinsic column in the disc of NGC 4945.

After corrections for source region size, vignetting, wire scattering and detector dead time, we have binned our extracted spectrum so that there are at least 12 counts in each spectral bin (this allows the use of chi-squared fitting techniques). We fit this spectrum using the XSPEC spectral fitting package. We fit only the data above 0.85 keV, as the lower energy data have potentially significant background and cross-source contamination (by ignoring the data below 0.85 keV we lose only about 10 per cent of our source counts due to the large column). When we state fluxes below they are computed for the 0.85–2.5 keV band that we directly fit. All errors are for 90 per cent confidence, taking all free parameters to be of interest other than the absolute normalization. We first considered a power-law model with the only absorption being due to the Galactic column. This model gives a flat power-law photon index of

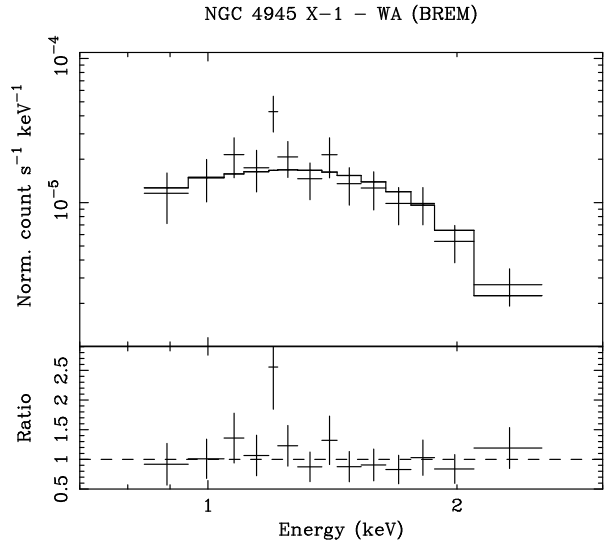
$\Gamma = 0.02 \pm 0.7$ ,  $\chi^2_\nu = 0.67$  for 12 degrees of freedom, an absorbed flux of  $4.8 \times 10^{-13}$  erg cm $^{-2}$  s $^{-1}$ , and an unabsorbed flux of  $5.2 \times 10^{-13}$  erg cm $^{-2}$  s $^{-1}$ . If we instead fix the photon index to be  $\Gamma = 2.0$  and allow the absorption column to be a free parameter, we obtain  $N_{\text{H}} = (7.0^{+2.9}_{-2.4}) \times 10^{21}$  cm $^{-2}$ ,  $\chi^2_\nu = 0.74$  for 12 degrees of freedom, an absorbed flux of  $4.0 \times 10^{-13}$  erg cm $^{-2}$  s $^{-1}$ , and an unabsorbed flux of  $8.0 \times 10^{-13}$  erg cm $^{-2}$  s $^{-1}$ . Power-law models where we allow both the photon index and the absorption column to be free parameters are very poorly constrained, but give unabsorbed fluxes similar to or larger than those stated above. We have also fitted an absorbed thermal bremsstrahlung model to our spectrum (see Figure 3). Using this model we derive  $N_{\text{H}} = (6.0^{+8.0}_{-3.2}) \times 10^{21}$  cm $^{-2}$ ,  $kT = 4.5$  keV ( $kT$  is constrained to be larger than 0.5 keV),  $\chi^2_\nu = 0.80$  for 11 degrees of freedom, an absorbed flux of  $4.1 \times 10^{-13}$  erg cm $^{-2}$  s $^{-1}$ , and an unabsorbed flux of  $7.1 \times 10^{-13}$  erg cm $^{-2}$  s $^{-1}$ . If we fix the total column at the Galactic value, a thermal bremsstrahlung model leaves large systematic residuals and can be ruled out with greater than 90 per cent confidence.

The *ASCA* cross-source contamination does not allow a detailed spectral analysis, but we have performed a rough X-ray colour analysis using a small aperture (a square with side length 1.2 arcmin) to minimize cross-source contamination. The colour analysis used three energy bands: 0.7–1.3 keV, 1.3–2.3 keV and 2.3–8.0 keV. X-1 has the smallest 2.3–8.0 keV to 1.3–2.3 keV count rate ratio ( $0.84 \pm 0.15$ ) as well as the smallest 0.7–1.3 keV to 1.3–2.3 keV count rate ratio ( $0.39 \pm 0.07$ ) of any source in NGC 4945. For a power-law model, the first ratio corresponds to a spectral slope of  $\Gamma = 1.7$  or steeper, and the second ratio corresponds to an absorption column of  $5 \times 10^{21}$  cm $^{-2}$  or more. This suggests that the Galactic column power-law fit to the PSPC data (see above) is probably not physically appropriate. A more detailed colour analysis of all the sources in NGC 4945 will be presented by Iwasawa et al. (in preparation).

### 3 DISCUSSION

It is unlikely that X-1 is a foreground or background X-ray source. Given the position of NGC 4945, the probability of finding a contaminating source with at least the P2 flux of X-1 within the optical extent of NGC 4945 is less than  $1 \times 10^{-2}$  (see section V of Hertz & Grindlay 1984). We have searched the UK Schmidt plate image and the less saturated image in Sandage & Bedke (1994), and there are no obvious foreground optical counterparts. The position of X-1 in the nomograph of Maccacaro et al. (1988) does not agree well with that of a foreground star (see their Figure 1). There is no strong X-ray variability during P2 as might be expected from a foreground flare star and, in addition, *ASCA* saw X-1 to be bright 52 days after P2. Furthermore, we note that the excess column over the Galactic value suggested by our spectral analysis argues for the extragalactic nature of X-1.

As all of our models above yield unabsorbed fluxes larger than  $5 \times 10^{-13}$  erg cm $^{-2}$  s $^{-1}$ , the isotropic luminosity of X-1 during P2 appears to be larger than  $8 \times 10^{38}$  erg s $^{-1}$  (we use a conservative distance of 3.7 Mpc). We note that there is probably some additional flux outside the 0.85–2.5 keV band considered above, and reasonable estimates of the total X-ray flux of X-1 suggest isotropic luminosities



**Figure 3.** *ROSAT* PSPC spectrum of NGC 4945 X-1 during P2. An absorbed thermal bremsstrahlung model has been fitted to the data (see the text), and the data-to-model ratio is shown.

of  $1.2 \times 10^{39}$  erg s $^{-1}$  or more. There is no obvious radio source that corresponds to X-1 in the 843 MHz radio map of Harnett & Reynolds (1985) or the CO maps of Dahlem et al. (1993), although these limits are not tight (e.g. the 843 MHz radio flux is less than 77 mJy with a  $43 \times 57$  arcsec $^2$  beam). The large amplitude variability of X-1 allows us to rule out a starburst superbubble model for this source, and its off-nuclear position argues against a low luminosity active galactic nucleus. We are thus led to consider ultra-powerful X-ray binaries and supernova remnants.

The minimum P2 isotropic luminosity for X-1 corresponds to the Eddington limit luminosity for a 6 solar mass compact object, and makes it more luminous than any known persistent X-ray binary in the Milky Way. If X-1 is a binary, then the variability and the mass derived from the Eddington limit are suggestive of a transient black hole binary, and we note that the peak observed isotropic luminosity of X-1 is similar to that for the Galactic transient GS 2023+338 (V404 Cyg; Tanaka & Lewin 1995). However, we note that some rare neutron star binaries in the Magellanic Clouds have comparable isotropic luminosities to X-1 (e.g. A0535 – 668 in outburst; SMC X-1 in its bright state). Of course, the emission need not be isotropic and indeed could be beamed (see Reynolds et al. 1996 for a more detailed discussion of this possibility). Our X-ray spectrum is consistent to within its (large) errors with that seen from luminous Galactic black hole binaries.

Ultra-powerful supernova remnants are described in Schlegel (1995) and references therein. To explain X-1 a remnant would have had to brighten by a factor of about 9 in one year and then dim by a factor of  $\gtrsim 7$  in the subsequent year. This could perhaps happen if we caught a remnant either when it was very young or when it happened to be interacting with circumstellar material. By comparison with predictions for the X-ray emission from the ring around SN 1987a (e.g. Suzuki, Shigeyama & Nomoto 1992), we note that very

dense circumstellar material would be needed in the second scenario to explain the large luminosity and short cooling time. However, the required variability does not seem to be obviously inconsistent with our limited knowledge of the variability of other powerful supernova remnants (Schlegel 1995). We have checked the updated version of the Asiago supernova catalogue and the van den Bergh supernova catalogue (Barbon, Cappellaro & Turatto 1989; van den Bergh 1994), and no supernovae in NGC 4945 are listed. NGC 4945 is regularly monitored for supernovae, and no supernovae brighter than 15.5 mag have been seen during the dates relevant to this paper (Rev. R. Evans, private communication; see chapter 5 of Murdin 1990). We note that the ‘inclination effect’ is not likely to make the discovery of supernovae impossible in NGC 4945 (see the discussion in van den Bergh 1994). In the case of only Galactic extinction, the apparent magnitude limit corresponds to an absolute magnitude limit of  $-12.9$ . If we take into account the intrinsic extinction suggested by our X-ray spectral fitting (see above), the absolute magnitude limit is reduced to about  $-15.6$ , although limit values as low as  $-20$  are not impossible. However, we note that if the extinction were as large as 7.1 magnitudes then even larger 0.85–2.5 keV luminosities of  $1.7 \times 10^{39}$  erg s $^{-1}$  or more would be implied. Thus if X-1 were a supernova it probably, although not certainly, would have been seen at optical wavelengths. We have also checked the UK Schmidt plate database for optical plates that might be used to look for a supernova, but unfortunately there are no plates at appropriate dates.

Additional *ASCA*, *ROSAT* and *SAX* observations of NGC 4945 are needed to monitor the variability of X-1. The detection of another outburst or rapid X-ray variability would further support the binary interpretation.

## ACKNOWLEDGMENTS

We gratefully acknowledge financial support from the United States National Science Foundation (WNB) and PPARC (KI, CSR). We thank H. Ebeling for the use of his IMCONT image display software, and R. Evans, A.C. Fabian, P. Meikle and M. Turatto for help. This research has made use of data obtained from the *ROSAT* Data Archive Centers at the Department of Physics and Astronomy, University of Leicester and Goddard Space Flight Center. The UK Schmidt plate image was obtained via the Digitized Sky Survey which was produced at the Space Telescope Science Institute under United States Government grant NAG W-2166.

## REFERENCES

- Allan D.J., 1995, ASTERIX User Note 004: Source Searching and Parameterisation. Univ. of Birmingham, Birmingham  
 Barbon R., Cappellaro E., Turatto M., 1989, A&AS, 81, 421  
 Brinkmann W., et al., 1994, A&A, 288, 433  
 Brock D., Joy M., Lester D.F., Harvey P.M., Ellis H.B., 1988, ApJ, 329, 208  
 Collura A., Reale F., Schulman E., Bregman J.N., 1994, ApJ, 420, L63  
 Dahlem M., Golla G., Whiteoak J.B., Wielebinski R., Hüttemeister S., Henkel C., 1993, A&A, 270, 29

- David L.P., Harnden F.R., Kearns K.E., Zombeck M.V., 1995, The ROSAT High Resolution Imager. GSFC, Greenbelt  
 Done C., Madejski G.M., Smith D.A., 1996, ApJ, 463, L63  
 Fabbiano G., 1995, in Lewin W.H.G., van Paradijs J., van den Heuvel E.P.J., eds, X-ray binaries. Cambridge Univ. Press, Cambridge, p. 390  
 Harnett J.I., Reynolds J.E., 1985, MNRAS, 215, 247  
 Heckman T.M., Armus L., Miley G.K., 1990, ApJS, 74, 833  
 Heiles C., Cleary M.N., 1979, Aust. J. Phys. Astrophys. Sup., 47, 1  
 Henkel C., Whiteoak J.B., Mauersberger R., 1994, A&A, 284, 17  
 Hertz P., Grindlay J.E., 1984, ApJ, 278, 137  
 Iwasawa K., Koyama K., Awaki H., Kunieda H., Makishima K., Tsuru T., Ohashi T., Nakai N., 1993, ApJ, 409, 155  
 Koornneef J., 1993, ApJ, 403, 581  
 Lasker B.M., Sturch C.R., McLean B.J., Russell J.L., Jenkner H., Shara M.M., 1990, AJ, 99, 2019  
 Maccacaro T., Gioia I.M., Wolter A., Zamorani G., Stocke J.T., 1988, ApJ, 326, 680  
 Mauersberger R., Henkel C., Whiteoak J.B., Chin Y.-N., Tieftrunk A.R., 1996, A&A, submitted  
 Mukai K., 1995, PIMMS Users’ Guide. NASA/GSFC, Greenbelt  
 Murdin P., 1990, End in Fire. Cambridge Univ. Press, Cambridge  
 Okada K., Mihara T., Makishima K., Team A., 1994, in Makino F., Ohashi T., eds, New Horizon of X-ray Astronomy: First Results from ASCA. Universal Academy Press, Tokyo, p. 515  
 Pfeiffermann E. et al., 1987, Proc. SPIE, 733, 519  
 Reynolds C.S., Loan A.J., Fabian A.C., Makishima K., Brandt W.N., Mizuno T., 1996, MNRAS, submitted  
 Rice W., et al., 1988, ApJS, 68, 91  
 Sandage A., Bedke J., 1994, The Carnegie Atlas of Galaxies. CIOW Press, Washington D.C.  
 Schlegel E., 1995, Rep. Prog. Physics, 58, 1375  
 Suzuki T., Shigeyama T., Nomoto K., 1992, in Tanaka Y., Koyama K., eds, Frontiers of X-ray Astronomy. Universal Academy Press, Tokyo, p. 379  
 Tanaka Y., Inoue H., Holt S.S., 1994, PASJ, 46, L37  
 Tanaka Y., Lewin W.H.G., 1995, in Lewin W.H.G., van Paradijs J., van den Heuvel E.P.J., eds, X-ray binaries. Cambridge Univ. Press, Cambridge, p. 126  
 Trümper J., 1983, Adv. Space Res., 4, 241  
 van den Bergh S., 1994, ApJS, 92, 219

This paper has been produced using the Royal Astronomical Society/Blackwell Science L<sup>A</sup>T<sub>E</sub>X style file.