

# Polarimetric survey of asteroids with the Asiago telescope <sup>★</sup>

S. Fornasier<sup>1</sup>, I.N. Belskaya<sup>2</sup>, Yu.G. Shkuratov<sup>2</sup>, C. Pernechele<sup>3</sup>, C. Barbieri<sup>1</sup>, E. Giro<sup>4</sup>, and H. Navasardyan<sup>4</sup>

<sup>1</sup> Dipartimento di Astronomia, Università di Padova, Italy e-mail: [fornasier@pd.astro.it](mailto:fornasier@pd.astro.it)

<sup>2</sup> Astronomical Institute of Kharkiv National University, Ukraine

<sup>3</sup> INAF – Osservatorio Astronomico di Cagliari, Italy

<sup>4</sup> INAF – Osservatorio Astronomico di Padova, Italy

Submitted to A&A on January 2006, Accepted for publication on March 2006

**Abstract.** We present the first results of an asteroid photo-polarimetry program started at Asiago–Cima Ekar Observatory. The aim of our survey is to estimate diversity in polarimetric properties of asteroids belonging to different taxonomic and dynamical classes. The data were obtained with the polarization analyser placed inside the Faint Object Spectrographic Camera (AFOSC) of the 1.8m telescope. This instrument allows simultaneous measurements of the two first Stokes parameters without any  $\lambda/2$  retarding plate. Our survey began in 2002, and up to now we have obtained data on a sample of 36 asteroids; most of them are being investigated with the polarimetric technique for the first time. Combining our data with those already available in literature, we present an estimate of the inversion angle for 7 asteroids in this paper. Furthermore, we present the polarimetric measurements of the rare asteroid classes belonging to the A and D types and a detailed VRI observations at extremely small phase angles of the low albedo asteroid 1021 Flammario

## 1. Introduction

It is well known that asteroids are characterized by various polarimetric properties which are similar within the same composition type (e.g. Muinonen et al. 2002). The asteroid belt consists indeed of bodies of different compositions, varying from primitive to strongly evolved. Primitive asteroids, such as the C-type, present a higher value of the polarization minimum and a smaller inversion angle, as compared for instance to S- or E-type members.

The polarization degree is defined as  $P_r = (I_{\perp} - I_{\parallel}) / (I_{\perp} + I_{\parallel})$ , where  $I_{\perp}$  and  $I_{\parallel}$  are respectively the intensity of the light scattered from the surface perpendicular to the polarization plane and from the surface parallel to the scattering plane. The polarization curves formed by plotting the polarization versus the phase angle prove to be an important source of information about the microstructure and composition of the asteroid surfaces.

Particularly interesting is the so-called negative branch of the polarization degree, in a range of phase angles between  $0^{\circ}$  and about  $18\text{--}20^{\circ}$ , since it is found by laboratory measurements to be extremely dependent on the microstructure and composition of the surface. This negative branch has been studied for a long time by several authors and is interpreted with two main physical mechanisms, of which we report some recent investigations. The first is related to the single particle scattering. It was shown

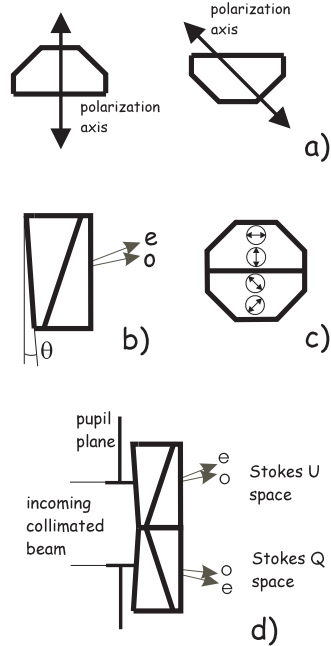
experimentally (Volten et al. 2001; Shkuratov et al. 2004) and theoretically (Shkuratov et al. 2002; Zubko et al. 2005) that irregular particles (including fractal-like aggregates) reveal the negative polarization branch (with the depth of 1-10%) in a rather wide range of particle sizes and optical constants. This polarization can survive, despite interparticle multiple scattering, even in the case of bright particulate surfaces. The reason of the negative polarization at single particle scattering has not yet been established.

The second mechanism of the negative polarization is associated with the coherent backscattering effect (e.g. Muinonen 2004). This effect is due to the constructive interference of time-reversal trajectories of light multiply scattered in a particulate surface at small phase angles. This interference can contribute to the brightness opposition spike of asteroids, as well as to their negative polarization branch.

We note that the latter mechanism is more appropriate for bright objects, whereas the first one can provide the negative polarization in the total albedo range. The negative polarization strongly depends on surface albedo. Owing to that fact, polarimetry may give independent determinations of asteroid albedos, based on empirical relations that have been well-verified in laboratory experiments. In fact, empirical relations (Zellner & Gradie 1976; Lupishko & Mohamed 1996; Cellino et al. 1999) allow for the determination of the asteroid albedo, thanks to the knowledge of the minimum value ( $P_{min}$ ) of polarization or/and of the slope parameter  $h$  (i.e., the slope measured at the inversion angle  $\alpha_0$ ). Polarimetric albedos are in agreement with data derived by other techniques, including direct

Send offprint requests to: S. Fornasier

<sup>★</sup> Based on observations carried out at the Asiago Astrophysical Observatory, Italy.



**Fig. 1.** Views of the double Wollaston prism: a) the two separated Wollaston half-prisms; b) an edge view of one of the two Wollastons to show the wedge shape of the prism and the exit direction of ordinary and extraordinary rays; c) the prism as seen face-on, with arrows indicating the transmitted polarization components; d) the two Wollastons glued together and mounted on the re-imaged pupil.

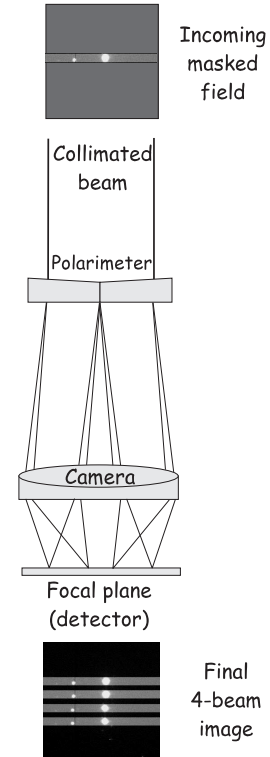
measurements such as occultations and space missions (e.g. Lupishko & Mohamed 1996).

Unfortunately, polarimetric observations are not easy, as polarimetric devices are offered by few telescopes. Moreover, an asteroid must be followed at different phase angles to investigate the polarization curve in detail, and this coverage becomes difficult, considering the limited visibility of a moving target and/or weather problems in the allocated nights. As a consequence, although in recent years many theoretical studies and laboratory models of asteroidal polarization properties have appeared, the data set on asteroid polarimetry has not been enlarged proportionally.

To increase this important database, we began a survey in 2002 using a 1.8 m telescope at the Asiago Astrophysical Observatory, that was recently equipped with a polarimeter device. In this paper, we present a description of the instrumentation together with our first results.

## 2. The polarimeter of the Asiago Observatory

The Asiago 1.82 m telescope is equipped with the Asiago Faint Object Spectrographic Camera (AFOSC) and a 1024x1024 pixel CCD, providing a total field of view of 8.14x8.14 arcmin. The pixel size is 24  $\mu\text{m}$  and the pixel scale is 0.473 arcsec/px.



**Fig. 2.** A schematic optical layout showing how the double prism works, the collimator is not drawn. The light coming in from the polarimetric mask on the focal plane is split in four different beams by the polarization analyser. Finally the camera refocuses the beams on the detector.

Since 2001, an innovative polarimeter has been mounted on the AFOSC instrument, which allows us to simultaneously obtain images or spectra of the astronomical source, corresponding to the information of the polarization at  $0^\circ$ ,  $45^\circ$ ,  $90^\circ$ , and  $135^\circ$ , respectively. To obtain this, two Wollaston quartz prisms have been used, as is shown in Fig. 1.

The Wollaston prism is made of two pieces glued together along a plane surface perpendicular to the crystal axis of one of them and at  $45^\circ$  to the axis of the other one (Fig. 1a,c). The front surface of each piece is cut to obtain a wedge, which deviates the rays above and below the optical axis (Fig. 1b). The double prism, mounted close to the re-imaged pupil, splits the incoming collimated beam into four beams polarized at  $0$ ,  $90$ ,  $135$ , and  $45^\circ$ , respectively (Fig. 1c,d). These four beams are sufficient to determine the first three elements of the Stokes vector, i.e., the intensity  $I$  and the two linear polarization parameters  $Q$  and  $U$ .

Figure 2 illustrates how the polarimeter works on the collimated beam. The input field has been masked at the telescope focal plane by a field selective mask customized for imaging or spectropolarimetry. This is necessary to avoid the overlap of the final images on the CCD detector. The four output beams emerge collimated from the double Wollaston prism and are then focused on the CCD detector by the focal camera of AFOSC. The final image is formed by four strips from which the  $I$ ,  $Q$ , and  $U$  parameters can be extracted. The Asiago po-

larimeter, can also work in the spectro-polarimetric mode, with the Wollaston prisms mounted on the filter wheel, followed by the appropriate grism.

From the analysis of several unpolarized and polarized standard stars, it is seen that the instrumental polarization is fairly constant and always below 0.4%, while the systematic errors in the position angle are below  $1.5^\circ$  (Desidera et al. 2004). The greater part of our observations have been obtained in the Johnson V-filter centred at  $5474 \text{ \AA}$ , with a bandpass of  $899 \text{ \AA}$ .

### 3. Data acquisition and reduction

The very first results on asteroids' photo-polarimetry were obtained in October 2002; subsequently, we had several observing runs allocated in service mode (see Tables 1 and 2).

The observational procedure includes the acquisition of several flat field images in two different sets corresponding to the adapter position of  $0^\circ$  and  $90^\circ$ , to average the polarization induced by the reflections on the dome screen of the flat field lamp. Subtracting the bias, this average produces a master flat. Moreover, polarized and unpolarized standard stars are repeatedly acquired during each night to calibrate the instrumental polarization and the zero point of the position angles. The asteroids and standard star images are then corrected for bias and master flat, and the cosmic rays removed. The data reduction is performed by using dedicated software written in IDL.

The centre of the asteroid image in each of the four channels is evaluated by a 2 dimensional centroid algorithm. The flux for each channel is integrated over a radius corresponding to 3-4 times the average seeing, and the sky is subtracted using a 3-5 pixel wide annulus around the asteroid. Naming the flux corresponding to the channels at  $0, 90, 45,$  and  $135^\circ$  of polarization  $I_0, I_{90}, I_{45},$  and  $I_{135}$ , the Stokes parameters are then derived in the following manner:

$$Q = \frac{I_{90} - I_0}{I_{90} + I_0} \quad (1)$$

$$U = \frac{I_{135} - I_{45}}{I_{135} + I_{45}} \quad (2)$$

The degree of polarization  $P$  and the position angle  $\theta$  of the polarization plane in the instrumental reference system are expressed via the parameters  $Q$  and  $U$  with the well-known formulae

$$P = \sqrt{U^2 + Q^2} \quad (3)$$

$$\theta = \frac{1}{2} \arctan \frac{U}{Q} \quad (4)$$

The errors are evaluated in the following manner:

$$\sigma_P = \frac{|U * dU + Q * dQ|}{P}$$

and

$$\sigma_\theta = \frac{28.65 * \sigma_P}{P},$$

where  $dU$  and  $dQ$  are the errors on the Stokes parameters (Shakhovskoy & Efimov 1972).

The position angle of the polarization plane relative to the plane perpendicular to the scattering plane,  $\theta_r$ , is expressed in terms of the position angle  $\phi$  as

$$\theta_r = \theta - (\phi \pm 90^\circ),$$

where the sign inside the bracket is chosen to assure the condition  $0^\circ \leq (\phi \pm 90^\circ) \leq 180^\circ$ . The polarization quantity  $P_r$  is derived from

$$P_r = P * \cos(2\theta_r)$$

Each asteroid has been observed consecutively at least 3-5 times with an exposure time long enough to reach a high signal-to-noise ratio ( $> 200$ ) in photon counts. The values reported in Tables 1 and 2 are the means of the results of these multiple exposures.

### 4. Results

We obtained data on 36 asteroids during 21 nights in 2002-2005 (Tables 1 and 2), with the aims of estimating diversity in polarimetric properties, and thus in surface characteristics. The choice of targets was made to cover asteroids of different composition and dynamical properties, which were not previously observed by the polarimetric technique.

Although most targets could be observed at a single phase angle, when comparing the data obtained with the available polarimetric measurements of asteroids of the same taxonomic type, we can draw interesting conclusions on the diversity of their surface properties.

Our approach is based on previous analyses of asteroidal polarization phase curves, which showed similar behaviour for asteroids of the same taxonomic class (e.g. Penttila et al. 2005). The available database on asteroid polarimetric observations (<http://pdssbn.astro.umd.edu/sbnhtml/asteroids>), which contains data on about 100 asteroids of known taxonomic classes, has been used to supplement our observations and derive the polarimetric parameters. These parameters are given in Table 3, which contains asteroid type, IRAS albedo,  $P_{min}$ , inversion angle  $\alpha_{inv}$ , number of points used to estimate polarimetric parameters, polarimetric slope, and polarimetric albedo defined using the *slope-albedo* or *Pmin-albedo* correlations adopted by Zellner & Gradie (1976).

#### 4.1. S-type asteroids

Seven S-type asteroids have been observed. Asteroids 15 Eunomia, 208 Lacrimosa, 456 Abnoba, and 925 Alphonsina have polarization values within the range typical for the S-type, while asteroids 71 Niobe, 152 Atala, and 1627 Ivar are characterized by substantially low polarization degrees (Fig. 3). Low polarization degrees imply high albedos of the surfaces of the above-mentioned asteroids. Indeed, the IRAS albedo of 71 Niobe is 0.3, and its spectral properties are close to the E-type (Xe class according to Bus & Binzel 2002). The albedo of 152 Atala is unknown, and there is a discrepancy in its classification: D (Tholen 1989) and S (Bus & Binzel 2002). Our

**Table 1.** Results of the polarimetric observations in the V filter. CI is the spectral classification according to the Tholen taxonomy (Tholen 1989), while  $\alpha$  and  $\phi$  are, respectively, the phase and position angles.

Asteroid	DATE	UT	$\phi$ ( $^\circ$ )	$\alpha$ ( $^\circ$ )	P (%)	$\theta$ ( $^\circ$ )	$P_r$ (%)	$\theta_r$ ( $^\circ$ )	CI
15 Eunomia	2002-10-29	20:13	80.4	21.4	0.09±0.02	156.0±6.4	+0.08±0.030	165.6±6.4	S
21 Lutetia	2004-12-14	20:58	68.5	18.8	0.69±0.07	86.1±2.9	-0.56±0.07	107.7±2.9	M
21 Lutetia	2005-03-17	19:18	76.8	20.3	0.54±0.07	60.6±3.7	-0.46±0.07	73.8±3.7	M
44 Nysa	2002-10-30	01:15	272.4	10.6	0.25±0.08	100.5±9.0	-0.24±0.08	98.5±9.0	E
46 Hestia	2002-10-29	23:48	268.0	5.1	1.38±0.08	86.3±1.7	-1.37±0.09	88.3±1.7	P
71 Niobe	2003-09-27	00:19	122.6	8.2	0.39±0.09	113.3±6.6	-0.37±0.09	80.7±6.6	S
71 Niobe	2003-12-14	20:05	65.1	18.3	0.12±0.03	159.1±7.1	+0.12±0.03	3.9±7.1	S
102 Miriam	2003-12-15	00:02	339.6	2.9	0.72±0.03	160.7±1.3	-0.72±0.03	91.1±1.3	C
110 Lydia	2003-11-18	23:34	65.4	6.3	0.82±0.04	62.6±1.4	-0.82±0.04	87.3±1.4	M
110 Lydia	2003-12-14	21:39	69.9	15.6	0.56±0.04	70.6±2.0	-0.56±0.04	90.7±2.0	M
140 Siwa	2003-02-12	23:32	163.2	1.0	0.51±0.06	148.1±3.3	-0.44±0.07	74.9±3.3	P
140 Siwa	2005-10-28	00:50	25.1	2.7	0.57±0.06	35.8±3.0	-0.53±0.06	100.7±3.0	P
152 Atala	2003-11-19	00:12	77.2	5.3	0.37±0.04	70.4±3.9	-0.37±0.04	87.0±3.9	D/S
152 Atala	2003-12-14	22:50	73.4	13.7	0.14±0.05	67.3±10.0	-0.14±0.07	83.9±10.0	S
153 Hilda	2003-12-15	03:34	293.9	5.3	0.90±0.10	108.3±3.2	-0.88±0.10	84.4±3.2	X
165 Lorely	2004-12-14	18:35	69.9	17.6	0.53±0.08	109.8±4.3	-0.09±0.08	129.9±4.3	C/D
171 Ophelia	2003-11-19	01:01	57.2	3.04	0.63±0.03	57.8±1.4	-0.63±0.04	90.6±1.4	C
208 Lacrimosa	2002-10-29	23:15	101.0	0.9	0.31±0.09	105.7±8.3	-0.30±0.010	94.7±8.3	S
214 Aschera	2004-12-14	17:26	67.2	21.7	0.46±0.05	133.0±3.1	+0.31±0.05	155.8±3.1	E
225 Henrietta	2004-12-15	03:27	298.0	12.8	1.30±0.14	122.0±3.1	-1.29±0.14	94.0±3.1	F
250 Bettina	2003-11-19	02:09	106.7	4.8	0.78±0.06	104.9±2.2	-0.78±0.06	88.2±2.2	M
365 Corduba	2003-09-27	01:51	86.8	2.33	0.84±0.03	88.1±1.1	-0.84±0.03	91.3±1.1	C
377 Campania	2003-09-26	23:29	81.8	11.5	1.76±0.06	76.1±1.0	-1.72±0.06	84.3±1.0	C
377 Campania	2003-12-13	18:03	67.30	22.5	0.56±0.05	159.3±2.5	+0.55±0.05	1.9±2.5	C
381 Myrrha	2003-01-30	23:47	177.0	0.5	0.44±0.04	157.9±2.6	-0.34±0.04	70.9±2.6	C
386 Siegena	2004-05-27	00:56	228.1	12.2	1.47±0.07	46.8±1.4	-1.46±0.07	88.8±1.4	C
386 Siegena	2004-07-10	01:21	141.4	11.1	1.53±0.05	144.8±1.0	-1.52±0.05	93.4±1.0	C
409 Aspasia	2002-10-29	22:45	95.1	7.7	1.56±0.05	95.2±1.0	-1.56±0.05	90.1±1.0	CX
409 Aspasia	2003-12-15	05:15	296.3	14.4	1.04±0.07	115.1±2.0	-1.04±0.07	88.8±2.0	CX
420 Bertholda	2004-09-18	23:14	237.3	8.7	1.03±0.05	58.5±1.4	-1.03±0.05	91.2±1.4	P
438 Zeuxo	2004-09-19	01:29	256.6	15.2	0.83±0.05	64.6±1.7	-0.76±0.05	78.1±1.7	F
456 Abnoba	2003-09-26	21:18	100.1	11.2	0.64±0.08	95.1±3.6	-0.63±0.08	85.2±3.6	S
456 Abnoba	2004-12-14	23:06	70.0	10.1	0.66±0.08	80.5±3.5	-0.61±0.08	100.5±3.5	S
466 Tisiphone	2003-09-26	22:09	111.1	7.9	1.19±0.10	104.8±2.4	-1.16±0.10	83.7±2.4	C
466 Tisiphone	2003-12-14	18:54	64.4	15.5	0.96±0.12	59.5±3.6	-0.95±0.12	85.1±3.6	C
466 Tisiphone	2004-12-14	22:19	91.1	11.6	1.46±0.08	96.5±1.6	-1.44±0.08	95.4±1.6	C
466 Tisiphone	2005-10-28	02:30	282.1	17.6	0.77±0.09	93.6±3.3	-0.74±0.09	81.5±3.3	C
762 Pulcova	2003-11-18	22:34	77.6	14.1	0.79±0.08	77.8±2.9	-0.79±0.08	90.1±2.9	F
762 Pulcova	2004-12-15	00:26	232.1	5.6	0.77±0.05	66.3±1.9	-0.68±0.05	104.2±1.9	F
785 Zwetana	2003-11-19	03:14	273.1	4.23	0.81±0.04	95.2±1.5	-0.81±0.04	92.1±1.5	M
785 Zwetana	2005-03-18	01:34	266.5	18.7	0.98±0.05	75.6±1.5	-0.91±0.050	79.2±1.5	M
863 Benkoela	2003-05-25	01:33	151.5	13.7	0.28±0.07	158.2±7.0	-0.27±0.07	96.7±7.0	A
863 Benkoela	2004-07-09	21:45	116.4	18.8	0.08±0.04	54.7±14.0	+0.04±0.04	28.3±14.0	A
893 Leopoldina	2004-07-09	23:55	181.0	5.4	1.06±0.06	176.5±1.6	-1.05±0.06	85.5±1.6	XF
925 Alphonsina	2002-10-29	18:10	78.6	18.5	0.07±0.04	86.0±16.0	-0.07±0.04	98.2±16.0	S
925 Alphonsina	2003-12-15	01:37	173.0	7.9	0.76±0.04	171.2±1.5	-0.76±0.04	88.2±1.5	S
944 Hidalgo	2004-12-14	19:30	80.5	26.8	2.52±0.04	165.8±0.5	+2.49±0.04	175.4±0.5	D
1021 Flammario	2004-12-15	02:44	288	16.4	0.37±0.13	109.4±10.0	-0.37±0.13	91.4±10.0	F
1021 Flammario	2005-03-09	21:21	101.6	20.2	1.06±0.06	4.4±1.6	+1.02±0.06	172.8±1.6	F
1251 Hedera	2004-12-15	05:15	290.3	17.0	0.21±0.12	124.5±15.0	-0.19±0.12	104.2±15.0	E
1627 Ivar	2005-03-14	23:23	135.4	8.7	0.47±0.08	135.4±4.8	-0.47±0.08	90.0±4.8	S
1627 Ivar	2005-03-15	23:35	133.9	9.2	0.47±0.10	116.0±6.0	-0.38±0.10	72.1±6.0	S
1627 Ivar	2005-03-17	20:45	131.5	10.3	0.32±0.05	148.0±4.5	-0.26±0.04	106.5±4.5	S
2797 Teucer	2004-07-09	20:28	110.0	9.9	1.59±0.10	126.3±1.8	-1.34±0.10	106.3±1.8	D
3200 Phaeton	2004-12-14	21:27	92.7	23.0	0.54±0.10	163.2±5.3	0.43±0.10	161.2±5.3	F

**Table 2.** Observations at small phase angles of asteroid 1021 Flammario in the V, R, and I filters.

DATE	UT	$\phi$ ( $^\circ$ )	$\alpha$ ( $^\circ$ )	P (%)	$\theta$ ( $^\circ$ )	$P_r$ (%)	$\theta_r$ ( $^\circ$ )
V filter							
2005-01-14	23:12	284.5	0.6	0.12±0.04	50.0±10.0	+0.039±0.060	35.5±10.0
2005-01-15	03:08	284.0	0.5	0.14±0.05	53.5±6.0	+0.027±0.05	39.5±6.0
2005-01-15	21:00	272.2	0.1	0.10±0.05	22.8±5.0	+0.075±0.05	20.6±5.0
2005-01-16	20:39	109.9	0.4	0.23±0.05	38.2±5.0	+0.178±0.05	18.3±5.0
2005-01-17	02:15	109.1	0.6	0.10±0.05	33.3±5.0	+0.053±0.05	14.2±5.0
2005-01-17	22:30	108.0	1.0	0.17±0.05	63.4±5.0	-0.003±0.05	45.4±5.0
R filter							
2005-01-14	23:22	284.5	0.6	0.129±0.06	39.9±10.0	+0.081±0.08	25.4±10.0
2005-01-15	03:21	284.0	0.5	0.101±0.05	36.2±7.0	+0.072±0.05	22.3±7.0
2005-01-15	21:58	272.2	0.1	0.258±0.05	30.0±5.0	+0.146±0.05	27.8±5.0
2005-01-16	20:52	109.9	0.4	0.111±0.05	157.6±5.0	+0.010±0.05	137.6±5.0
2005-01-17	02:27	109.1	0.6	0.114±0.06	22.9±5.0	+0.113±0.06	3.8±5.0
2005-01-17	22:37	108.0	1.0	0.089±0.05	65.7±5.0	-0.008±0.05	47.7±5.0
I filter							
2005-01-14	23:33	284.5	0.6	0.137±0.05	51.6±10.0	+0.038±0.07	37.1±10.0
2005-01-15	03:33	284.0	0.5	0.258±0.09	39.4±5.0	+0.163±0.11	25.4±5.0
2005-01-16	21:01	109.9	0.4	0.147±0.08	26.5±5.0	+0.143±0.09	6.7±5.0
2005-01-17	22:46	108.0	1.0	0.118±0.06	67.2±5.0	-0.017±0.06	49.2±5.0

**Table 3.** Estimated polarimetric parameters for the asteroids which have been observed at different phase angles from this survey and literature data (IRAS albedos are taken from Tedesco et al. 2002).

Asteroid	TYPE	IRAS albedo	$ P_{min} $	$\alpha_{inv}$ ( $^\circ$ )	N	Slope (%/deg)	Polarimetric albedo
15 Eunomia	S	0.21	–	20.6	4	0.087	0.19
21 Lutetia	M	0.22	–	24.2	8	0.157	0.11
71 Niobe	S, Xe	0.31	–	<18	3	0.061	0.27
377 Campania	PD	0.059	1.76	19.8	2	0.206	0.08
409 Aspasia	CX	0.061	>1.56	19.9	4	0.191	0.09
466 Tisiphone	C	0.063	1.6	–	3	–	0.07
863 Benkoela	A	0.595	0.4	18.1	7	0.052	0.32
925 Alphonsina	S	0.28	–	19.6	2	0.065	0.26

polarimetric observations are in favor of a higher albedo than is typical for the S class.

Regarding the near-Earth asteroid 1627 Ivar, the polarization degree measured near the minimum of the negative polarization branch corresponds to an albedo of about 0.3, which is larger than that derived from the polarimetric slope (Kiselev et al. 1994) and thermal observations (Delbo et al. 2003). Ivar becomes the third S-type near-Earth asteroid for which negative polarization has been measured. Two other asteroids, 433 Eros and 1025 Ganymed, have larger negative polarization values typical of the S-type main belt asteroids.

#### 4.2. M-type asteroids

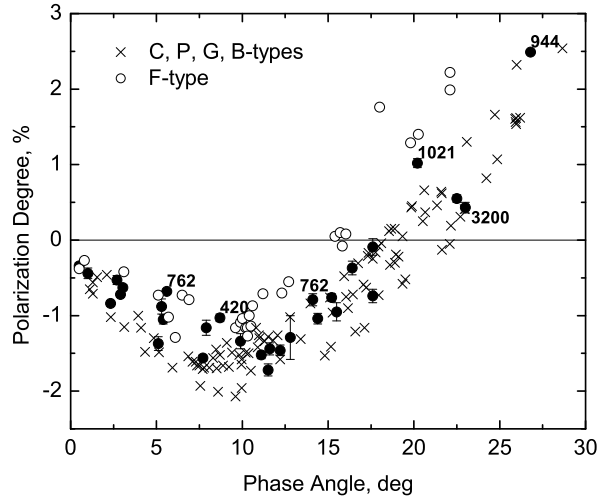
Polarization degrees typical for the M-type asteroids have been measured for 110 Lydia and 250 Bettina (Fig. 4). Asteroid 785 Zwetana is characterized by a noticeable negative polarization at the phase angle of 18.7 $^\circ$ , implying a large inversion angle. Its polarization is close to that of 21 Lutetia, an asteroid classified as M-type on the basis of its high IRAS albedo. However, considering the polarimetric properties (Belskaya & Lagerkvist 1996), the lower radar albedo compared to the IRAS

one (Magri et al. 1999), the 3  $\mu$ m absorption feature diagnostic of water of hydration (Rivkin et al. 2000), and a spectral behaviour in the near infrared region similar to that of the carbonaceous chondrites (Birlan et al. 2004; Barucci et al. 2005), 21 Lutetia probably does not belong to the M class. The taxonomic classification is also controversial for 785 Zwetana, due to its peculiar large inversion angle compared to that of the typical M-type asteroids. Further observations covering different phase angle aspects are needed to fully understand the physical properties of this asteroid.

#### 4.3. E- and A-type asteroids

We obtained polarimetric data for the E-type asteroids 214 Aschera and 1251 Hedera at a single phase angle (at 21.7 $^\circ$  and 17.0 $^\circ$ , respectively), close to the inversion angle of polarization. The measured polarization values for both asteroids are typical for the E class (e.g. Zellner & Gradie 1976; Fornasier et al. 2006) and seem to indicate that the inversion angle is in the region of 18-19 $^\circ$ .





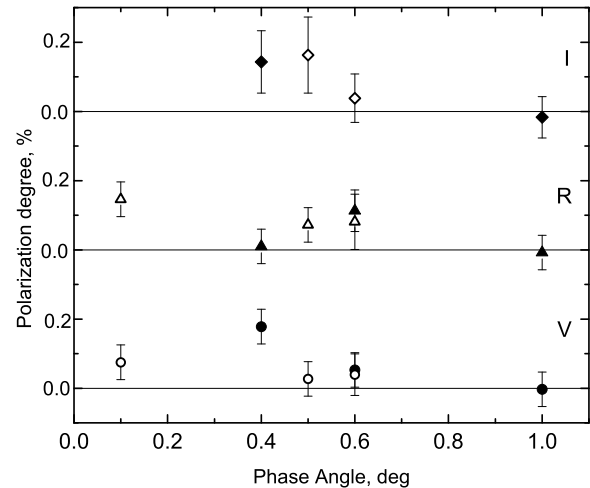
**Fig. 6.** Polarization phase curve for low albedo asteroids. Data marked by crosses and open circles are taken from Zellner & Gradie (1976), Belskaya et al. (2003, 2005), Chernova et al. (1994), Lupishko et al. (1994), and Cellino et al. (2005).

asteroids. The probable explanation is that we observed a decrease in the depth of the negative polarization branch for very dark surfaces, previously found for the asteroid 419 Aurelia, which has an IRAS albedo of 0.046 (Belskaya et al. 2005).

We also made the first polarimetric observations of D-type asteroids, showing that the polarization value of the unusual minor planet 944 Hidalgo is similar to that of low albedo asteroids (Fig. 6).

#### 4.5. Small phase angle observations of 1021 Flammario

Detailed VRI observations of the low albedo asteroid Flammario have been carried out at extremely small phase angles down to  $0.1^\circ$  (Table 2). These are the first measurements in such detail near opposition for a low albedo asteroid. Measured values are shown in Fig. 7, where observations before and after opposition are marked by different symbols. The observations show zero or slightly positive polarization at small phase angles in all filters, both before and after opposition. The observations at the same phase angle of  $0.6^\circ$  made before and after opposition are in very good agreement. The values of Q and U are close to each other at the same phase angles, indicating a  $45^\circ$  deviation of the polarization plane from the scattering plane. This unusual characteristic could be attributed to an instrumental effect, or else it could be related to physical properties of the asteroid surface. Although the polarization degree is very small in the phase angle range, given the high accuracy of our calibration we exclude a systematic error. We favor an explanation related to the effect of surface anisotropy, e.g., an anisotropy caused by grooves, such as the Phobos grooves. Laboratory measurements (Geake et al. 1984) have shown that this explanation is physically sound.



**Fig. 7.** Polarization of 1021 Flammario at small phase angles. Open and filled symbols represent, respectively, observations before and after the asteroid's opposition.

## 5. Conclusions

Using the AFOSC polarimeter, we have greatly expanded the number of objects observed with high accuracy. Our survey includes near-Earth and main belt asteroids, as well as a Jupiter-crossing object, for a total of 36 objects. The main portion of the obtained polarimetric values is within the typical range of average polarization-phase curves of a corresponding taxonomic class. Our results prove that most asteroids have a rather uniform surface microstructure. Only five asteroids in our data set, namely 71 Niobe, 152 Atala, 420 Bertholda, 785 Zwetana, and 1627 Ivar, are outside the typical values of their classes. This result can derive either from an erroneous taxonomic classification or from their particular surface properties. Further data are needed to clarify the situation.

Small phase angle observations of the asteroid 1021 Flammario show abnormal positive polarization in the range of phase angles  $0.1$ - $1.0^\circ$ , which can be attributed to surface structure anisotropy of the asteroid.

*Acknowledgements.* We thank Dr. A. Della Valle for his help in performing part of the observations

## References

- Barucci, M. A., Fulchignoni, M., Fornasier, S., et al. 2005, *A&A*, 430, 313–317
- Belskaya, I.N., Efimov, Ju.S., Lupishko, D.F., & Shakhovskoj, N.M. 1985, *Sov. Astron. Lett.*, 11, 116–118
- Belskaya, I.N., Kiselev, N.N., Lupishko, D.F., & Chernova, G.P. 1987a, *Kinemat. Phys. Neb. Tel.*, 3, 19–21
- Belskaya, I.N., Lupishko, D.F., & Shakhovskoj, N.M. 1987b, *Sov. Astron. Lett.*, 13, 219–220
- Belskaya, I.N., Kiselev, N.N., Lupishko, D.F., & Chernova, G.P. 1991, *Kinemat. Phys. Neb. Tel.*, 7, 11–14
- Belskaya, I.N., & Lagerkvist, C. I. 1996, *Planet. Space Sci.*, 44, 783

- Belskaya, I.N., Shevchenko, V.G., Kiselev, N.N., et al. 2003, *Icarus*, 166, 276–284
- Belskaya, I.N., Shkuratov Yu. G, Efimov Yu. S., et al. 2005, *Icarus*, 178, 213–221
- Birlan M., Barucci M. A., Vernazza P., et al. 2004, *New Astron.*, 9, 343–351
- Broglia, P., & Manara, A. 1990, *A&A*, 237, 256–258
- Broglia, P., & Manara, A., 1992, *A&A*, 257, 770–772
- Broglia, P., Manara, A., & Farinella, P. 1994, *Icarus*, 109, 204–209
- Bus, B., & Binzel, R.P. 2002, *Icarus*, 158, 146–177
- Cellino, A., Hutton, R. G., di Martino, M., et al. 2005, *Icarus*, 179, 304–324
- Cellino, A., Hutton, R. G., Tedesco, E. F., di Martino, M., & Brunini, A. 1999, *Icarus*, 138, 129–140
- Chernova, G.P., Lupishko, D.F., & Shevchenko, V.G. 1994, *Kinemat. Phys. Neb. Tel.*, v. 10, No. 2, 45–49
- Delbó, M., Harris, A. W., Binzel, R. P., & Pravec, P. 2003, *Icarus*, 166, 116–130
- Desidera, S., Giro, E., Munari, U., et al. 2004, *A&A*, 414, 591–600
- Fornasier, S., Belskaya, I., Fulchignoni, M., Barucci, M. A., Barbieri, C. 2006, *A&A*, 449, 9–12
- Geake, J., Geake, M., & Zellner, B. 1984, *MNRAS*, 210, 89–112
- Gehrels, T., 1974, in *Planets, stars and nebulae studied with photopolarimetry*, ed. T. Gehrels (Tucson: University of Arizona Press), 3
- Kiselev, N.N., Chernova, G.P., & Lupishko, D.F. 1994, *Kinematika. Fiz. Nebesnyka Tel.*, 10, 35–39
- Licandro, J., 2005, personal communication
- Lupishko, D. F., Kiselev, N.N., Chernova, G.P., Shakhovskoj, N.M., & Vasilyev, S.V. 1994, *Kinemat. Phys. Neb. Tel.*, v. 10, No. 2, 40–44
- Lupishko, D. F. & Mohamed, R. A. 1996, *Icarus*, 119, 209–213
- Magri, C., Ostro, S.J., Rosema, D.K., et al. 1999, *Icarus*, 140, 379–407
- Muinonen, K., Piironen, J., Shkuratov, Yu. G., Ovcharenko, A., & Clark, B. E. 2002, in *Asteroids III*, ed. W. Bottke, R.P. Binzel, A. Cellino, & P. Paolicchi (Tucson: University of Arizona Press), 1
- Muinonen, K., 2004, *Waves in Random Media*, 14, Iss. 3, 365
- Pentilla A., K. Lumme, E. Hadamcik, & Levasseur-Regourd, A.C. 2005, *A&A*, 432, 1081–1090
- Pernechele C., Fantinel D., & Giro E. 2003, *SPIE Proc.*, 4843, 156–163
- Rivkin, A.S., Howell, E.S., Lebofsky, L.A., et al. 2000, *Icarus*, 145, 351–368
- Shakhovskoy N. M. & Efimov, Yu. S. 1972, *Izv. Krymskoi Astrofiz. Obs.*, 45, 90–110
- Serkowski, K. 1974, in *Planets, stars and nebulae studied with photopolarimetry*, ed. T. Gehrels (Tucson: University of Arizona Press), 135
- Shkuratov, Yu.G., Ovcharenko, A., Zubko, E., et al 2002, *Icarus*, 159, 396–416
- Shkuratov, Yu., Ovcharenko, A., Zubko, E., et al. 2004, *J. Quant. Spectr. Rad. Trans.*, 88, 267–284
- Tedesco, E. F., Noah, P. V., Noah, M., & Price, S. D. 2002, *AJ*, 123, 1056–1085
- Tholen, D. J. 1985, *IAU Circular No.* 4034
- Tholen, D. J. 1989, in *Asteroids III*, ed. W. Bottke, R.P. Binzel, A. Cellino, & P. Paolicchi (Tucson: University of Arizona Press), 1139
- Volten, H., Munoz, O., Rol, E., et al. 2001, *J. of Geoph. Res.*, 106, Iss. 17, 375–401
- Zellner, B., & Gradie J. 1976, *AJ*, 81, 262–280
- Zubko, E., Petrov, D., Shkuratov, Y., & Videen, G. 2005, *Applied Optics*, 44, 6479–6485