

SUPERLONG GAMMA-RAY BURSTS

Ya. Tikhomirova^{1,2}, B. E. Stern^{3,1,2}

¹ *Astro Space Center of Lebedev Physical Institute, Moscow, Russia;*

² *Stockholm Observatory, Sweden;*

³ *Institute for Nuclear Research, Moscow, Russia*

Before the BATSE/GRO launch GRBs seem to be a uniform phenomenon with duration up to ~ 100 seconds. The BATSE has detected many events longer than 100 s and a few longer than 500s. We performed the off-line scan of the 1024 ms continuous BATSE records and revealed several non-triggered episodes of the BATSE GRB triggers which confidently belong to the same GRBs. There are also several pairs of bursts which are candidates to single very long ("superlong") GRBs lasting up to ~ 2000 s. Their emission on 500-2000s is prompt emission rather than afterglow. These superlong GRBs probably belong to the class of "long" GRBs constituting the tail of their duration distribution. The existence of such events can constrain some models and should be taken into account in the studies of hard X-ray afterglows.

1 Introduction

It is presently well known that events starting as Gamma-Ray Bursts (GRBs) are followed by X-ray and optical afterglows (see, for example,¹). But the important issue is how long may last the prompt GRB emission.

The most sensitive GRB experiment was the Burst And Transient Sources Experiment (BATSE)². Before BATSE/GRO launch GRBs seem to be a uniform phenomenon with duration up to ~ 100 seconds³. The BATSE(1991-2000) detected 4 GRBs with durations longer than 500 seconds (see Table 1). The longest of them lasted ~ 1300 seconds.

Recently Valerie Connaughton published⁴ the results of her search for long-lived GRB prompt emission in the BATSE 2048ms daily records. By summing the signals from hundreds of bursts she found that tails out to hundreds of seconds after the trigger may be a common feature of long bursts. Note, that bursts with precursor or successor emission, defined as outbursts which are separated from the time of the peak by longer than the duration of the longest episode of the burst, were excluded.

We searched for the superlong prompt emission in the range 500-2000 seconds after the trigger in the BATSE 1024 ms records for individual GRBs.

2 Search for superlong GRB prompt emission.

We performed the off-line scan of the 1024 ms BATSE records^{5,6} and collected all 3906 found GRBs (both triggered by the BATSE and not) to the Uniform Catalog (UC). We found 10 "evident" superlong events (longer than 500 seconds). 9 out of them are the BATSE GRB triggers. 4 out of 9 are known as very long GRBs but for 5 out of 9 there are no duration data in the BATSE GRB catalog (see Table 1). We found also 1 new superlong non-triggered GRB.

Table 1: Statistics of superlong GRBs found in the BATSE data.

	T₉₀ > 500 s	
	500-1000 s	1000-2000 s
The BATSE catalog* (according to the duration table)	3	1
The Uniform Catalog** (evident superlong events)	5	1
The search UC for coinciding pairs	1	6

* available at <http://gammaray.msfc.nasa.gov/batse/grb/catalog/current/>

** available at http://www.astro.su.se/groups/head/grb_archive.html

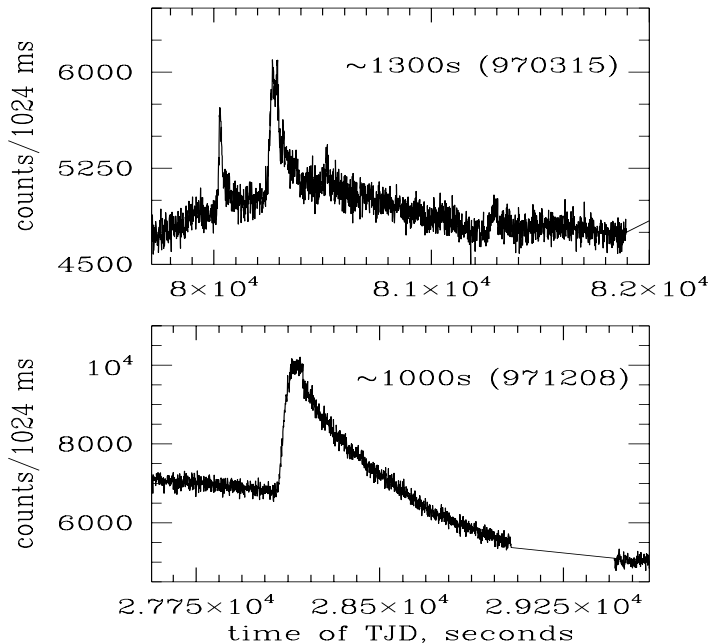


Figure 1: Time profiles of 2 longest "evident" GRBs found in the BATSE 1024 ms records. Count rates are in two brightest detectors in the 50-300 keV energy range. In the case of GRB971208 a background subtraction to estimate of the duration is problematic because of the gap. The duration of GRB970315 $t_{90}=1307s$ according to the BATSE catalog.

Figure 1 represents the light curves of 2 longest BATSE GRBs. Both are the BATSE triggers. We confirm the duration of the longest burst GRB970315 (~ 1300 s) of the complex structure known from the BATSE catalog. The second longest GRB971208 has the Fast Rise Exponential Decay (FRED) light curve and lasts about 1000 s or even more. After 1000s there is ~ 500 s gap in the 1024 ms data we used and we can only conclude that the duration of this burst is < 1500 s. In the BATSE catalog its duration is not estimated. Both the rise time (~ 70 s) and the decay time of GRB971208 are unusually long so this is a unique superlong smooth (but not soft!) FRED gamma-ray burst.

We checked also all GRBs found in our off-line scan for pairs which can belong to the same event ("coincident pairs"). We searched for bursts within $\delta T = 2000$ s with consistent errorboxes. We found 9 such pairs. In each case we estimated an expected number N of coinciding independent bursts within given location and time separation for the whole BATSE observation time. Only for 2 pairs $N > 1$ and they were excluded. Other 7 pair of GRBs were accepted as candidates to superlong GRBs. As localization of GRB is a difficult task^{7,6} and typical errorbox is as large as several degrees some of the pairs could be accidental. However,

the probability of chance observation of all 7 pairs is roughly a product of their expectations, i.e. $\sim 10^{-8}$.

The light curves of 7 coincident pairs are shown in Figure 2. The duration between the start

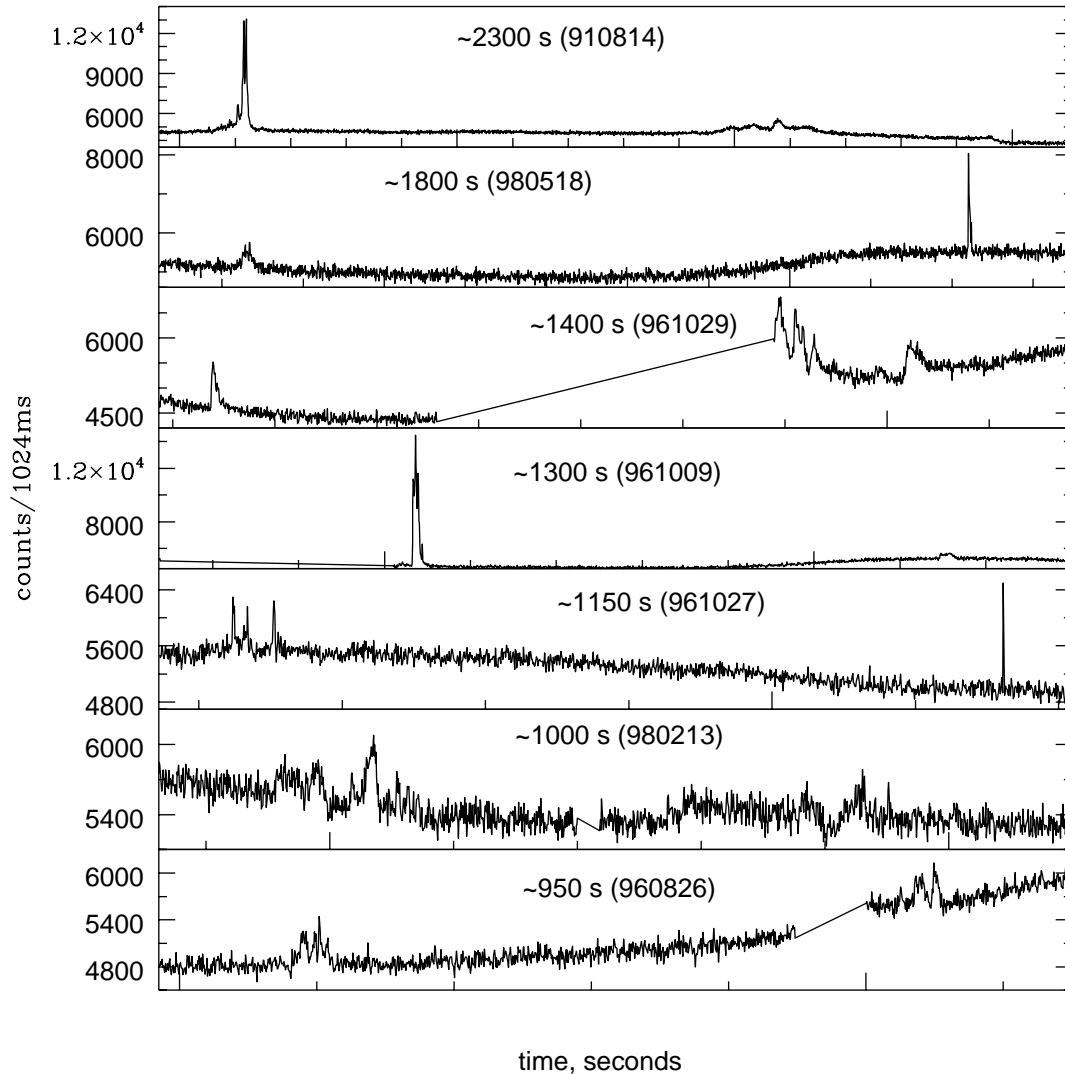


Figure 2: Time profiles of candidates to superlong GRBs (coincident pairs) found in the BATSE 1024 ms records. The time interval between X-ticks is 200 s in all panels. The estimated duration corresponds to the interval between the start of the first episode and the end of the last episode.

of the first episode and the end of the last episode for the longest event is about 2300 s. In most cases there is a very long quiescent interval between episodes. This is the reason why they were not detected as single GRB.

The time identification, the galactic coordinates, the radius of the errorbox, the duration, the peak flux in the 50-300 keV energy range, the hardness as ratio of the fluence in the 50-300 keV range (2,3 BATSE channels) to that in the 20-50 keV range (1 ch.) and the expected number N of chance coincidences of the 7 pairs are listed in Table 2. The same characteristics are given according to the BATSE catalog (for triggered GRBs) or to the Untriggered Supplement to the BATSE catalog (for untriggered)⁸. The second episodes in these pairs can be softer or harder than the first, brighter or dimmer. So, they should be treated as prompt emission rather than

Table 2: Superlong ($\gtrsim 1000$ s) GRBs found in the BATSE 1024ms records.

Date (TJD)	Sec.of TJD	Catal./name	$\alpha,^\circ$	$\delta,^\circ$	$R,^\circ$	T_{90} s	F_{peak} ph/cm ² /s	HR 2,3/1	N_{cc}
evident superlong GRB									
~1300 s									
970315 (10522)	80021 80022	UC 10522d BATSE 6125	129.9 130.6	-52.6 -52.4	3.5 0.99	1307. 1307.	0.66 no		-
~1000 s									
971208 (10790)	28085 28092	UC 10790a BATSE 6526	355.8 356.5	76.2 77.9	0.4 1.2	>1000. -	2.0 1.8	2.36	-
coincident pairs as candidates to superlong GRB									
~2300 s									
910814 (08482)	40132 40180	UC 08482c BATSE 676	62.2 58.0	46.8 45.2	0.8 1.0	72. 78.	4.29 4.08	3.46	0.06
	41941 -	UC 08482d -	60.0 -	35.3 -	3.1 -	324. -	0.58 -	2.12	
~1800 s									
980518 (10951)	22649 -	UC 10951a -	160.3 -	-44.5 -	11.1 -	42. -	0.35 -	1.69	0.03
	24441 24441	UC 10951b BATSE 6762	164.2 162.1	-41.9 -42.5	5.4 2.0	8. 8.	1.34 1.46	2.4	
~1400 s									
961029 (10385)	23676 23677	UC 10385b BATSE 5648	62.1 59.4	-53.5 -52.6	6.5 3.3	24. 40.	0.57 0.84	2.34	0.02
	24781 24350	UC 10385c BATSE 5649	56.4 59.8	-53.0 -48.9	1.8 0.3	49. no	0.67 no	1.68	
~1300 s									
961009 (10365)	49065 49065	UC 10365c BATSE 5629	135.5 130.2	-79.0 -80.2	1.1 0.4	20. no	6.69 6.4	2.91	0.007
	50292 50313	UC 10365d Kom 961009.58	110.2 80.0	-79.0 -80.	6.6 3.9	36. 52.	0.25 0.17	2.57	
~1150 s									
961027 (10383)	42247 42247	UC 10383d BATSE 5646	72.0 67.4	-43.5 -42.4	10.4 5.6	75. 109.	0.42 0.47	3.04	0.2
	43323 43322	UC 10383e BATSE 5647	84.4 68.7	-51.0 -54.3	17.4 5.8	2. 1.	0.78 0.85	8.2	
~1000 s									
980213 (10857)	63928 64849	UC 10857c UC 10857d	11.1 6.2	-23.8 -10.6	7.4 13.1	198. 104.	0.33 0.25	2.23 2.7	0.7
~950 s									
960826 (10321)	57175 57204	UC 10321d Kom 960826.66	191.1 187.8	15.8 20.4	10.2 10.8	45. 53.	0.32 0.23	1.68	0.6
	58072 58099	UC 10321e Kom 960826.67	191.1 179.8	28.3 21.3	12.6 5.3	34. 40.	0.23 0.38	4.63	

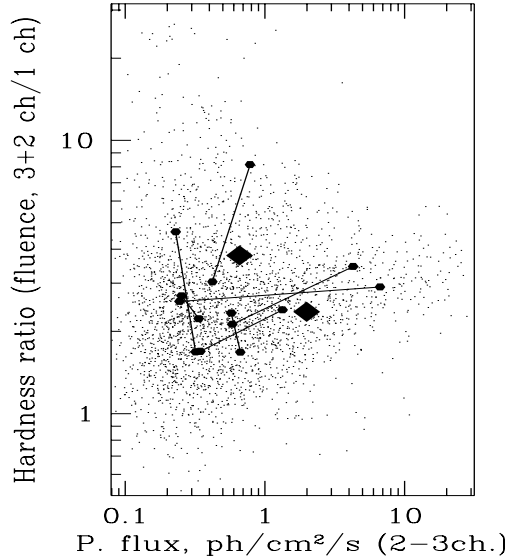


Figure 3: The hardness of GRBs found in the BATSE 1024 ms records as the ratio of fluences in the 50-300 keV energy range (2-3 BATSE channels) to that in the 20-50 keV (1 ch.) Diamonds represent 2 longest evident superlong GRBs. 7 coincident pairs as candidates to superlong GRBs are shown by connected points. Dots represent all 3906 GRBs found in the scan of the BATSE records.

afterglow.

It is possible that GRB prompt emission may last even longer than ~ 2000 s. We could not identify coincident pairs at $\delta T \gtrsim 2000$ s because the probability of chance coincidence for such separated episodes is too large. But as we did not detect such evident superlong GRBs which should be detectable despite of the gaps in the BATSE records it is evident that GRB prompt emission longer than ~ 2000 s is rare.

The hardness of these superlong bursts (both 2 evident events and 7 coincident pairs) is typical for GRBs (see Fig. 3 and Tab. 2). They do not concentrate to the galactic center or to the galactic plane. Their light curves represent the well known rich morphology of GRB profiles (see Fig. 1,2). So, we have no arguments to conclude that superlong GRBs are the separate class of GRBs.

The duration distribution of GRBs with new data is shown in Figure 4. We calculated by Monte-Carlo simulations the probabilities to detect long and superlong bursts in the BATSE 1024 ms records. For superlong bursts with long quiescent interval it means the probability to detect both separated episodes. For evident superlong bursts we estimated the probability to detect more than 90% of their duration. We took into account regular gaps in the BATSE data and the coverage by the Earth of the part of the sky. The duration distribution was corrected to the estimated probabilities. For superlong bursts with long quiescent interval we used the duration between the start of the first episode and the end of the last episode. The tail of new distribution is consistent with the power law slope ~ -1.5 .

3 Conclusion

We found evidence that the GRB prompt emission may last in some cases up to ~ 2000 seconds. These are our preliminary results of search for superlong GRB prompt emission in the BATSE records for individual bursts. The existence of such superlong GRBs should be explained by GRB models and taken into account in studies of early hard X-ray afterglows.

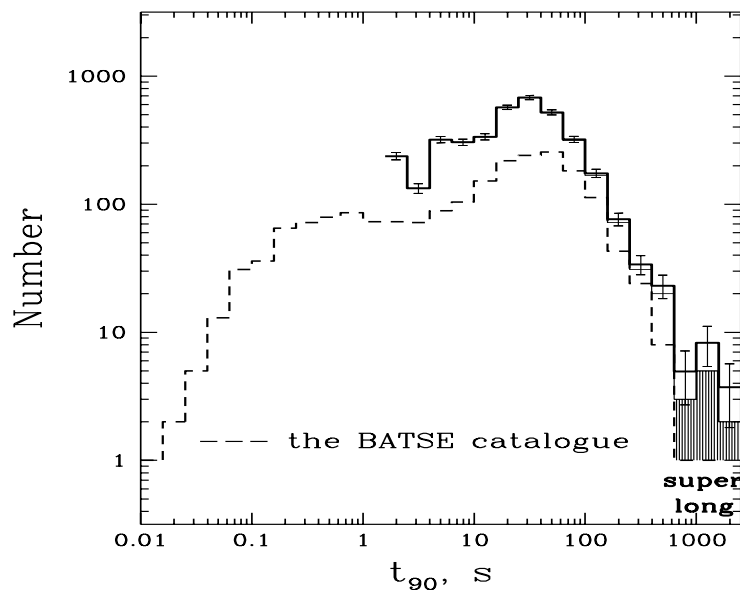


Figure 4: The duration distribution of GRBs found in the BATSE 1024 ms records (thin histogram). The thick histogram represents the distribution corrected to the probability to observe the whole duration of a GRB. The dashed histogram corresponds to the BATSE catalogue.

4 Acknowledgments

This work was supported by the Swedish Natural Science Research Council, the Royal Swedish Academy of Science, and the Wennergren Foundation for Scientific Research and Russian Foundation for Basic Research (grants 00-02-16135 and 02-02-06674).

References

1. J.van Paradijs, C. Kouveliotou, A.M.J. Wijers, *ARA&A* **38**, 379 (2000)
2. G.J. Fishman, *et al.*, in *Proc. of the Gamma Ray Observatory Science Workshop*, ed. *W.N.Johnson* **3**, (Greenbelt: GSFC, 1989)
3. J. Norris, *PhD thesis* **U**, . (M)d., NASA TM 85031 (1983)
4. V. Connaughton, *ApJ* **567**, 1028 (2002)
5. B.E. Stern, *et al.*, *ApJL* **540**, 21 (2000)
6. B.E. Stern, *et al.*, *ApJ* **563**, 80 (2001)
7. M.Briggs, *et al.*, *ApJS* **122**, 503 (1999)
8. J. Kommers, *et al.*, *ApJ* **533**, 696 (2000)