

Language Models Guidance with Multi-Aspect-Cueing: A Case Study for Competitor Analysis

Amir Hadifar, Christopher Ochs, Arjan Van Ewijk

Nokia Bell Labs

firstname.lastname@nokia-bell-labs.com

Abstract

Competitor analysis is essential in modern business due to the influence of industry rivals on strategic planning. It involves assessing multiple aspects and balancing trade-offs to make informed decisions. Recent Large Language Models (LLMs) have demonstrated impressive capabilities to reason about such trade-offs but grapple with inherent limitations such as a lack of knowledge about contemporary or future realities and an incomplete understanding of a market's competitive landscape. In this paper, we address this gap by incorporating business aspects into LLMs to enhance their understanding of a competitive market. Through quantitative and qualitative experiments, we illustrate how integrating such aspects consistently improves model performance, thereby enhancing analytical efficacy in competitor analysis.

1 Introduction

Businesses closely monitor their rivals through *competitor analysis* to anticipate moves and trends. They systematically analyze various sources, such as news and social media, to uncover insights into a competitor's strategic plans, positioning strategies, and potential shifts in competitive advantage within an industry (Adom et al., 2016). However, performing such a manual is laborious due to the rapid rate of content creation.

Natural Language Processing (NLP) techniques can provide insights and optimize analysis processes in critical ways such as: (i) find potential rivals (Cao et al., 2023) (ii) categorize and prioritize media sources (Arslan and Cruz, 2023) (iii) aid in generating reports or summaries of findings (Ma et al., 2023). Nevertheless, businesses are still confronted with challenges such as identifying relevant signals aligned with their unique needs, integrating prior knowledge into NLP systems, and finding optimal balances among multiple criteria.

Recent Large Language Models (LLMs) have

shown remarkable problem-solving capabilities (Bubeck et al., 2023). Through conditioning on specific user instructions, known as *prompts*, these models can be customized to effectively address complex reasoning tasks (Wei et al., 2022; Kojima et al., 2022). Motivated by this, we propose a technique to decompose a competitive landscape into a few key *aspects*, thereby steering LLM toward business preferences in a specific market. These aspects can be any arbitrary features appended to the original prompt to more accurately articulate a specific user intent. For instance, within the news excerpt: “**Telecom giant**, announces strategic partnership to accelerate the **5G Core**” the bold segments exemplify such aspects.

Through experiments, we demonstrate the usefulness of integrating multiple aspects, sourced from an enterprise's pre-existing knowledge, into a prompt. Using examples from the telecommunications industry, we illustrate the effectiveness of Multi-Aspect Cueing (MAC) and showcase the distinct contributions of individual aspects to the model predictions, offering insights into how each aspect influences the model's decision-making process (Section 4.1). Additionally, we show that integrating aspects significantly enhances the memorization ability of LLM (Section 4.2), thereby addressing the challenge of discrepancies between models trained on past data and the need to analyze dynamic competitive landscapes. Finally, we provide a quantitative comparison of MAC against several baselines using data from several different domains (Section 4.3).

2 Related work

Significant research has been devoted to leveraging NLP for competitor analysis. Jin et al. (2016) used patents and litigation cases to forecast potential legal harm from rivals. Menon et al. (2018) analyzed 10-K reports to study business changes and com-

petitive positioning. Zhang et al. (2020) examined job transitions among companies using online data. Lee (2021) identified competitiveness factors from online product reviews. Cao et al. (2023) introduced a knowledge graph for competitor retrieval and company similarity analysis.

LLMs have showcased notable capabilities in competitor analysis and associated tasks. These models can be tailored to a downstream task through various methods, including finetuning (Liu et al., 2019), and prompting, (Brown et al., 2020). Wu et al. (2023); Yang et al. (2023) finetuned LLMs for the financial domain and benchmarked their capabilities on sentiment analysis, classification, and named entity recognition tasks. Ma et al. (2023); Weng et al. (2024) utilized prompting to streamline insight extraction by transforming natural questions posed by users into a series of analytical actions and then generating insights. These prompting techniques were further improved with additional refinement. For instance, Chain-of-Thought (CoT) approaches (Wei et al., 2022; Kojima et al., 2022) break down complex reasoning tasks into smaller subtasks to facilitate easier comprehension for LLMs.

Although the performance gains achieved by LLMs are well-established, their effectiveness in multi-aspect decision-making remains unexplored. Some studies have investigated aspect-based scenarios (Kong et al., 2022; Zhang et al., 2023; Sun et al., 2023; Teixeira et al., 2023; Thomas et al., 2024) but they do not consider the effect of incorporating multiple aspects, as described in this paper.

3 Methodology

We propose Multi-Aspect Cueing (MAC), a framework for directing LLMs by integrating multiple aspects that guide the LLMs to generate desired responses. Figure 1 provides an overall schema of MAC, illustrating its use in obtaining relevance scores for an article related to the telecommunications market. Utilizing MAC for this use case can identify company-specific and business-critical information (e.g., partnerships and product developments). In the following paragraphs, we will briefly explain the different components of MAC.

Instruction: task instruction, offering general guidance for the LLM. The instruction can also determine the output format, range, or any other contextual information that is relevant to the task.

```

# Instruction
You are a classifier tasked with determining the relevance of an
ARTICLE to the PORTFOLIO based on ASPECTS.
The score must be in the range of 1 to 4.
The ARTICLE receives a 1 when it is totally irrelevant
The ARTICLE receives a 2 or 3 when partially relevant
The ARTICLE receives a 4 when it is highly relevant
Return the score in JSON format as {"score": pred}

# Context & demonstrations
PORTFOLIO: Telecom industry. Mobile, fixed, and cloud
network... {rest of the description & some demonstrations }

#Aspects
ASPECT that must be considered for the prediction:
Competitor: significance & market-share of the competitor
TSP: significance & market-share of the TSP
Product: uniqueness, impact, and relevance of a product

# Input
What is the relevance score for the following?
ARTICLE: Telecom giant, announces strategic partnership to
accelerate the 5G Core.
Competitor (), TSP (Telecom giant), Product (5G Core)

# Output
Based on the given information, the score for the ARTICLE can
be determined as follows:
*Competitor: None
*TSP: Telecom giant is a key player in the mobile network
*Product: 5G Core is highly relevant to the PORTFOLIO
{"score": 4}

```

Figure 1: Multi-Aspect Cueing (MAC) example for competitor analysis. Highlighted words are aspects, and shaded are generated text by Llama2.

Context & demonstrations: relevant information about the topic or task. This information helps the LLMs better understand the purpose and significance of the task it is being asked to perform. Context can also be accompanied by a few demonstrations or exemplars.

Aspects: elements that the LLM should focus on are determined by explicitly considering the user’s intent and decomposing it into multiple aspects. These aspects not only facilitate the division of complex analyses into simpler components but also incorporate domain-specific information that might be underrepresented or misrepresented in the training data of LLMs.

Input: the item (e.g., article) that has to be annotated by the LLM. Along with the article, corresponding values for each of the aspects that we found in the article are included. These values can be sourced e.g., from a pre-existing knowledge base, pattern, or heuristics. Through the incorporation of these values, we guide the LLM toward generating desired outcomes.

Output: LLM’s output, reflecting its understanding and processing of the provided information.

4 Experimental Results

In this section, we will present our experimental results. We start by visualizing the contribution of aspects on the LLM prediction (Section 4.1). Additionally, we scrutinize the memorization ability of LLM with and without incorporating aspects for a telecommunication use case (Section 4.2). These two experiments serve as a sanity check that LLM can effectively utilize the input aspects during its reasoning process. Finally, we evaluated MAC on three datasets covering disjoint topic domains: telecommunications, recipes, and finance (Section 4.3). MAC was applied on Llama2 (Touvron et al., 2023) for all experiments (see details in Appendix A).

4.1 Aspects Attribution

In this experiment, we visually demonstrate the contribution of the input aspects to the LLM prediction. This aids in understanding the model’s decision-making process and the influence of different aspects on output sequences. To compute the contribution of these aspects, we apply Shapley Value Sampling (Castro et al., 2009),¹ which involves permuting the aspects, sequentially adding them to a baseline (i.e., without aspects), and measuring the output change with each addition. Utilizing the MAC template (Section 3), tailored with 10 exemplars, we generate the most probable subsequent tokens to classify an input article according to its relevance to the telecommunication industry. The classification scale ranges from 1 to 4, where 1 denotes irrelevance and 4 indicates high relevance.

Figure 2 shows the token level attributions on specified output sequence (i.e., {"score":4}) for news excerpt: “**Telecom giant**, announces strategic partnership to accelerate the **5G Core**”, with respect to target aspects (bold segments). As shown, the aspects significantly contributed to the predicted score. For example, “5G Core” had contributions of 5.1096, likely due to more proximity to the telecommunication compared to “Telecom giant”. This example suggests that the input aspects in MAC contribute to output tokens (see more examples in Appendix B).

4.2 Memorization with Aspect-Cueing

To further investigate the functionality of integrating aspects into the prompt, we evaluate the mem-

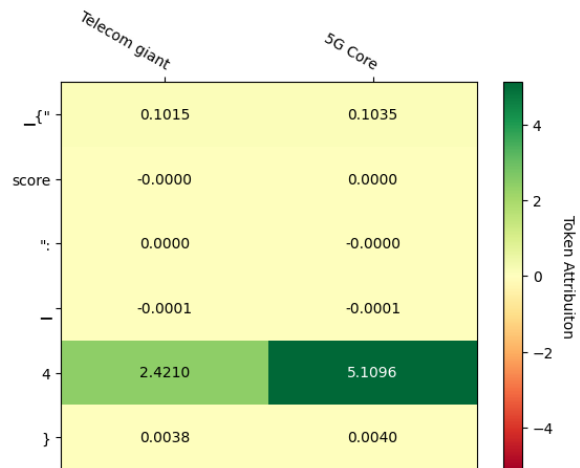


Figure 2: A visual example of aspect attributions using Shapely Value Sampling (Castro et al., 2009). Both aspects positively contribute to the predicted score.

orization ability of LLM with and without MAC. Here, memorization ability refers to retaining and recalling input aspects throughout the reasoning process, ensuring their presence in the output without omission (see example in Appendix C). Memorization is important, particularly for aspects misrepresented or excluded in LLM’s training data.

To this aim, we manually compiled a collection of 155 Telecommunication Service Providers² (TSPs), crucial entities for connectivity in the telecom industry. Each TSP is accompanied by five news headlines where its name is precisely mentioned in the text. We categorized TSPs into four distinct categories—*Highly-Frequent*, *Frequent*, *Less-Frequent*, and *Rare* based on their frequency of appearance in news sources over a recent period (see Section D). The frequency serves as a proxy for estimating the presence of TSPs in the training data of LLMs, although accurately measuring this is challenging. Following this, Llama2 was tasked with detecting aspects, specifically the TSP names, within the provided headline. We employed MAC template, and tailored it with 10 exemplars.

Figure 3 shows the memorization ability of Llama2. As shown, incorporating aspects into the prompt proves advantageous, particularly for domain-specific TSPs that may be underrepresented or misrepresented in the training data of Llama2. Upon integrating the TSP into the prompt, a notable improvement in memorization scores is observed, with rates reaching 100% and 94.4%

¹We used existing implementation at: <https://github.com/pytorch/captum>

²https://en.wikipedia.org/wiki/List_of_telephone_operating_companies

Model	InHouse		Recipe-MPR		FiQA SA	
	ACC	F1 _{macro}	ACC	F1 _{weighted}	ACC	F1 _{weighted}
0Shot-TC (Yin et al., 2019)	7.3±0.8	1.6±0.1	44.7±3.4	28.1±3.6	69.7±0.5	64.6±0.7
FT-Roberta (Liu et al., 2019)	80.6±0.4	54.1±0.5	47.3±2.1	47.2±2.3	83.3±1.4	83.1±0.7
Llama2-70B (5-shot; Touvron et al., 2023)	36.3±5.1	29.4±4.2	44.8±2.1	44.1±2.2	78.1±1.5	80.5±1.5
+ CoT (Kojima et al., 2022)	67.8±1.9	47.9±2.1	47.8±2.8	46.9±2.1	80.3±1.3	80.5±1.4
+ MAC	71.2±0.6	46.8±2.2	53.2±2.3	50.2±1.9	85.3±1.3	85.9±1.3
Llama2-70B (10-shot; Touvron et al., 2023)	40.8±5.3	30.3±4.7	48.4±3.7	45.4±4.0	81.0±1.4	82.6±1.2
+ CoT (Kojima et al., 2022)	78.7±2.3	52.3±0.9	50.0±2.6	48.3±2.8	83.2±1.7	83.1±2.1
+ MAC	82.2±1.4	56.8±1.7	55.1±3.0	54.1±2.9	86.2±2.0	87.3±2.1

Table 1: Multi-Aspect Cueing evaluation on three baseline datasets.

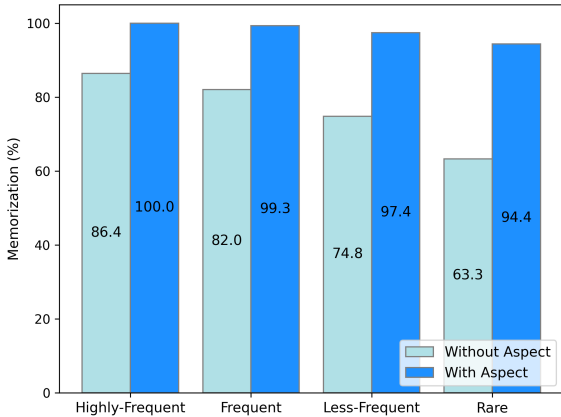


Figure 3: LLM memorization for recognizing Telecomunication Service Provider (TSP) in headlines for the varying frequency levels with/without aspect-cueing.

for *Highly-Frequent* and *Rare* TSPs, from 86.4% and 63.3%, respectively. This observation suggests that aspects receiving less visibility within the pre-training datasets of LLMs, or those that exhibit contextual ambiguity, tend to benefit more from our approach. Furthermore, a lingering incongruity persists in the memorization rates pertaining to *Less-Frequent* and *Rare* TSP, a phenomenon that could be ascribed to knowledge conflict (Xu et al., 2024).

4.3 Multi-Aspect Cueing

In this section, we consider evaluating our hypothesis on two publicly available datasets Recipe-MPR (Zhang et al., 2023), FiQA SA (Maia et al., 2018), and one proprietary dataset (denoted by InHouse) as we are not able to find a multi-aspect competitor analysis dataset suitable for our experiments (see more details about datasets in Section E). For baselines we evaluate it against zero-shot text classification (0Shot-TC; Yin et al., 2019), fine-tuned

roberta (FT-Roberta; Liu et al., 2019), Llama2-70B (Touvron et al., 2023), and Llama2-70B with CoT (Kojima et al., 2022). For Llama2 we employed 5 and 10 examples as a few-shot setup (see Section F).

Table 1 summarizes the results. The integration of multiple aspects into decision-making processes enhances performance, particularly when tasks necessitate temporal knowledge or the inclusion of external information. This improvement is notably pronounced in the InHouse dataset, where the incorporation of aspects leads to substantial gains over vanilla prompting (more than 30% for 5-shot and 40% for 10-shot). 0Shot-TC performs well on Recipe-MPR and FiQA SA, however, it struggles with the InHouse dataset that involves multifaceted criteria for prediction and output labels are ill-defined. FT-Roberta outperformed various prompting techniques, which can be attributed to the larger number of training samples it encountered during the fine-tuning process. The performance of Llama is further enhanced with the incorporation of CoT, MAC, and additional demonstrations. CoT and MAC improve the model’s reasoning capabilities, while the provision of more examples aids the model learn to trade-off between multiple criteria effectively.

5 Conclusion

We investigated integrating multiple aspects using the MAC framework to further guide language models for competitor analysis tasks. We confirmed prior knowledge that providing guidance to the model enhances LLM’s reasoning capability. Injecting aspects enhances both the memorization ability and reasoning capability of the model. We derive the aforementioned findings from different experiments.

Limitations

While this study offers a valuable exploration of LLM-based competitor analysis, it should be considered a stepping stone for more comprehensive research in this domain. Specifically:

Dataset. The scarcity and diversity of multi-aspect datasets pose challenges. Exploring alternative datasets, such as patent databases or financial filings like 10-K reports, could enrich our understanding of multi-aspect problems.

Version-Specific Findings. The findings are context-specific, based on Llama2 and future updates to the model may impact results.

References

- Alex Yaw Adom, Israel Kofi Nyarko, and Gladys Narki Kumi Som. 2016. Competitor analysis in strategic management: Is it a worthwhile managerial practice in contemporary times. *Journal of resources development and management*, 24:116–127.
- Muhammad Arslan and Christophe Cruz. 2023. Leveraging nlp approaches to define and implement text relevance hierarchy framework for business news classification. *Procedia Computer Science*, 225:317–326.
- Tom Brown, Benjamin Mann, Nick Ryder, Melanie Subbiah, Jared D Kaplan, Prafulla Dhariwal, Arvind Neelakantan, Pranav Shyam, Girish Sastry, Amanda Askell, et al. 2020. Language models are few-shot learners. *Advances in neural information processing systems*, 33:1877–1901.
- Sébastien Bubeck, Varun Chandrasekaran, Ronen Eldan, Johannes Gehrke, Eric Horvitz, Ece Kamar, Peter Lee, Yin Tat Lee, Yuanzhi Li, Scott Lundberg, et al. 2023. Sparks of artificial general intelligence: Early experiments with gpt-4. *arXiv preprint arXiv:2303.12712*.
- Lele Cao, Wilhelm von Ehrenheim, Mark Granroth-Wilding, Richard Anselmo Stahl, Andrew McCornack, Armin Catovic, and Dhiana Deva Cavacanti Rocha. 2023. Companykg: A large-scale heterogeneous graph for company similarity quantification. *arXiv preprint arXiv:2306.10649*.
- Javier Castro, Daniel Gómez, and Juan Tejada. 2009. Polynomial calculation of the shapley value based on sampling. *Computers & operations research*, 36:1726–1730.
- Joseph L Fleiss. 1971. Measuring nominal scale agreement among many raters. *Psychological bulletin*, 76:378.
- Elias Frantar, Saleh Ashkboos, Torsten Hoefler, and Dan Alistarh. 2022. Gptq: Accurate post-training quantization for generative pre-trained transformers. In *proceedings of the ICLR*.
- Bo Jin, Chao Che, Kuifei Yu, Yue Qu, Li Guo, Cuili Yao, Ruiyun Yu, and Qiang Zhang. 2016. Minimizing legal exposure of high-tech companies through collaborative filtering methods. In *Proceedings of the SIGKDD*, pages 127–136.
- Takeshi Kojima, Shixiang Shane Gu, Machel Reid, Yutaka Matsuo, and Yusuke Iwasawa. 2022. Large language models are zero-shot reasoners. *Advances in neural information processing systems*, 35:22199–22213.
- Weize Kong, Swaraj Khadanga, Cheng Li, Shaleen Kumar Gupta, Mingyang Zhang, Wensong Xu, and Michael Bendersky. 2022. Multi-aspect dense retrieval. In *Proceedings of the SIGKDD*, pages 3178–3186.
- Younghoon Lee. 2021. Extraction of competitive factors in a competitor analysis using an explainable neural network. *Neural processing letters*, 53:1979–1994.
- Yinhan Liu, Myle Ott, Naman Goyal, Jingfei Du, Mandar Joshi, Danqi Chen, Omer Levy, Mike Lewis, Luke Zettlemoyer, and Veselin Stoyanov. 2019. Roberta: A robustly optimized bert pretraining approach. *arXiv preprint arXiv:1907.11692*.
- Pingchuan Ma, Rui Ding, Shuai Wang, Shi Han, and Dongmei Zhang. 2023. Insightpilot: An llm-empowered automated data exploration system. In *Proceedings of the EMNLP*, pages 346–352.
- Macedo Maia, Siegfried Handschuh, André Freitas, Brian Davis, Ross McDermott, Manel Zarrouk, and Alexandra Balahur. 2018. Www’18 open challenge: financial opinion mining and question answering. In *Companion proceedings of the WWW*, pages 1941–1942.
- Anoop Menon, Jaeho Choi, and Haris Tabakovic. 2018. What you say your strategy is and why it matters: natural language processing of unstructured text. In *Academy of management proceedings*, volume 1, page 18319.
- Xiaofei Sun, Xiaoya Li, Jiwei Li, Fei Wu, Shangwei Guo, Tianwei Zhang, and Guoyin Wang. 2023. Text classification via large language models. In *Proceedings of the EMNLP*, pages 8990–9005.
- Ana Clara Teixeira, Vaishali Marar, Hamed Yazdanpanah, Aline Pezente, and Mohammad Ghassemi. 2023. Enhancing credit risk reports generation using llms: An integration of bayesian networks and labeled guide prompting. In *Proceedings of the ICAIF*, pages 340–348.
- Paul Thomas, Seth Spielman, Nick Craswell, and Bhaskar Mitra. 2024. Large language models can accurately predict searcher preferences. In *Proceedings of the SIGIR*.
- Hugo Touvron, Louis Martin, Kevin Stone, Peter Albert, Amjad Almahairi, Yasmine Babaei, Nikolay Bashlykov, Soumya Batra, Prajjwal Bhargava, Shrut

Bhosale, et al. 2023. Llama 2: Open foundation and fine-tuned chat models. *arXiv preprint arXiv:2307.09288*.

Jason Wei, Xuezhi Wang, Dale Schuurmans, Maarten Bosma, Fei Xia, Ed Chi, Quoc V Le, Denny Zhou, et al. 2022. Chain-of-thought prompting elicits reasoning in large language models. *Advances in neural information processing systems*, 35:24824–24837.

Luoxuan Weng, Xingbo Wang, Junyu Lu, Yingchaojie Feng, Yihan Liu, and Wei Chen. 2024. Insightlens: Discovering and exploring insights from conversational contexts in large-language-model-powered data analysis. *arXiv preprint arXiv:2404.01644*.

Shijie Wu, Ozan Irsoy, Steven Lu, Vadim Dabrovolski, Mark Dredze, Sebastian Gehrmann, Prabhajan Kambadur, David Rosenberg, and Gideon Mann. 2023. Bloomberggpt: A large language model for finance. *arXiv preprint arXiv:2303.17564*.

Rongwu Xu, Zehan Qi, Cunxiang Wang, Hongru Wang, Yue Zhang, and Wei Xu. 2024. Knowledge conflicts for llms: A survey. *arXiv preprint arXiv:2403.08319*.

Hongyang Yang, Xiao-Yang Liu, and Christina Dan Wang. 2023. Fingpt: Open-source financial large language models. *arXiv preprint arXiv:2306.06031*.

Wenpeng Yin, Jamaal Hay, and Dan Roth. 2019. Benchmarking zero-shot text classification: Datasets, evaluation and entailment approach. In *Proceedings of the EMNLP-IJCNLP*, pages 3914–3923.

Haochen Zhang, Anton Korikov, Parsa Farinneya, Mohammad Mahdi Abdollah Pour, Manasa Bharadwaj, Ali Pesaranghader, Xi Yu Huang, Yi Xin Lok, Zhaohui Wang, Nathan Jones, et al. 2023. Recipe-mpr: A test collection for evaluating multi-aspect preference-based natural language retrieval. In *Proceedings of the SIGIR*, pages 2744–2753.

Le Zhang, Tong Xu, Hengshu Zhu, Chuan Qin, Qingxin Meng, Hui Xiong, and Enhong Chen. 2020. Large-scale talent flow embedding for company competitive analysis. In *Proceedings of the WWW*, pages 2354–2364.

A Llama2 Hyperparameters

We are executing the 16-bit quantized (GPTQ; [Frantar et al., 2022](#)) variant of Llama2-70B on 8×A5000 GPUs. The specific hyperparameters employed are detailed in Table 2.

B Aspect Attribution Example

In this section, we provide examples of aspect attribution for different scenarios:

- Figure 4 shows the token attributions in news excerpt: “**XYZ Telecom** to launch **AI** assistants for corporate clients”, with

Hyperparameter	Value
temperature	0.3
top_p	0.95
repetition_penalty	1.2
top_k	50
max_new_tokens	400

Table 2: Llama2-70B hyperparameters used in our experiments.

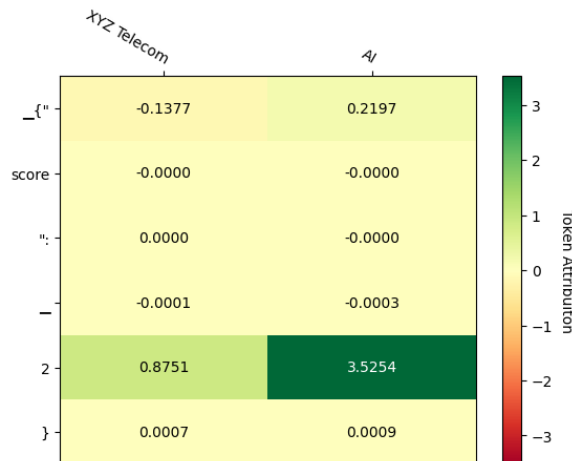


Figure 4: A visual example of aspect contributions on LLM output for news excerpt: “**XYZ Telecom** to launch **AI** assistants for corporate clients”, with specifying target attributes.

specifying attributions for the target outputs (i.e., {“score”:2}). Although, **XYZ Telecom** is not an actual Telecommunication Service Provider (TSP), the model uses it as logical and meaningful contextual information.

- Figure 5 shows the token attributions in the news excerpt: “**Telecom giant**, announces strategic partnership to accelerate the **5G Core**”. No target aspect is provided in this case, so attributions are provided for the most likely decoded sequence.³
- Figure 6 shows the token attributions of wrongly detected aspect in the news excerpt: “**Mighty Squirrel** expands its **5G** protein beer brand in the US”, where model favors its internal knowledge since the external evidence (i.e., 5G), does not provide logical and semantically meaningful information.

³The maximum number of tokens to generate is set to 33.

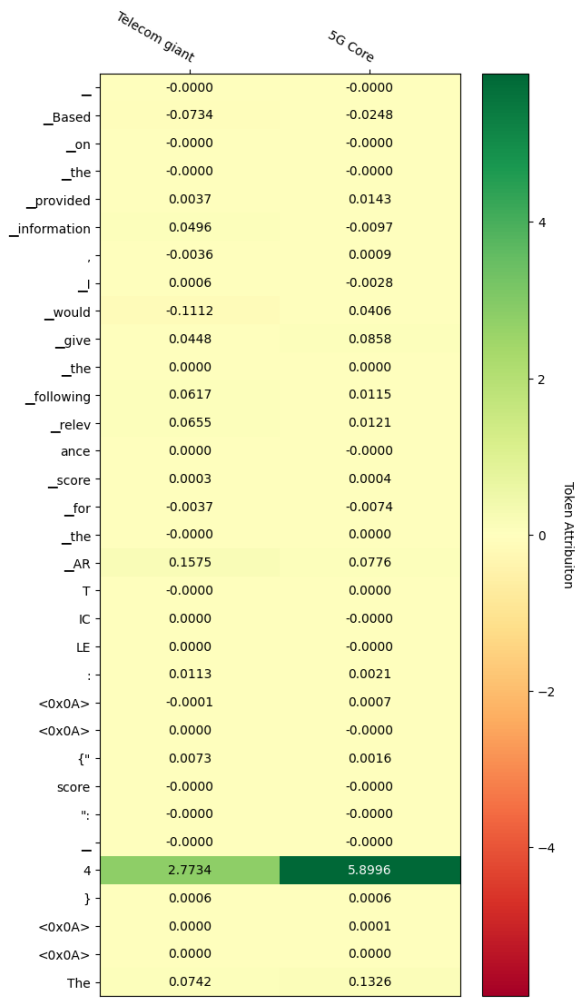


Figure 5: A visual example of aspect attributions for news excerpt: “**Telecom giant**, announces strategic partnership to accelerate the **5G Core**”, without specifying target aspects.

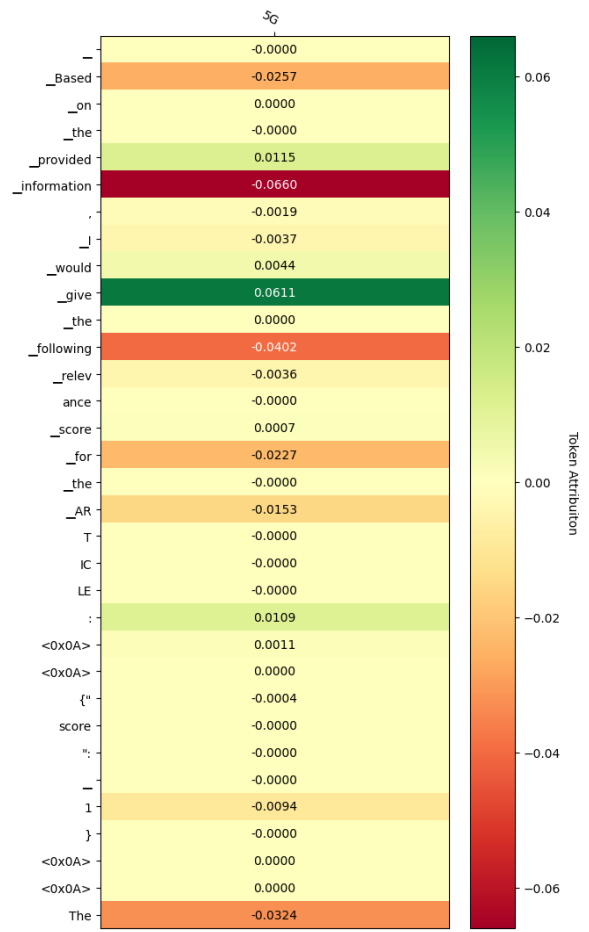


Figure 6: A visual example of aspect attributions for news excerpt: “Mighty Squirrel expands its **5G** protein beer brand in the US”, without specifying target aspects.

C LLM Memorization Example

The memorization ability of LLM is measured with the number of times that LLM can correctly memorize the mentioned TSP from input and use it for its reasoning process. Table 3 shows an example of the same input with and without aspect-cueing. The input aspect (i.e., Mascom), provides a signal, in the absence of contextual knowledge, that indicates the relevance of Mascom to the telecom industry.

D TSP Categorization

We categorized Telecommunication Service Providers (TSPs) into four distinct categories based on the frequency of their appearances in news headlines over the past five years.

The categorization is as follows:

1. *Rare*: Providers appearing fewer than 10 times.
2. *Less-Frequent*: Providers appearing between 10 and 1,000 times.
3. *Frequent*: Providers appearing between 1,000 and 10,000 times.
4. *Highly-Frequent*: Providers appearing more than 10,000 times.

E Baseline Datasets

This section provides an overview of the datasets that were used in experiments (Section 4.3). These datasets include:

- **FiQA SA** is a multi-aspect sentiment analysis dataset for financial news. Analyzing sentiments offers insights into the perceptions of the market towards competitor products or services. Since FiQA SA is annotated on a continuous scale, we discretize the data into a classification setup as (Wu et al., 2023).
- **Recipe-MPR** is a multi-aspect multiple-choice question-answering dataset for food recommendations. This type of analysis can give restaurants a competitive advantage over their rivals by enhancing the user experience by capturing their food preferences. We conduct our experiment in a monolithic setting as it did in (Zhang et al., 2023).
- **InHouse** is our in-house competitor-analysis collection which contains 1993 news items

related to the telecom industry that was gathered between January and April 2023. We filtered news using keywords such as 6G, 5G, 4G, wireless, mobile network, telecommunication, etc, limited to English news. The news is manually annotated by human experts according to their importance, impact, and relevance on the telecom industry in the range of 1-4, where 1 denotes irrelevance and 4 denotes high-relevance. The distribution of each category can be seen in Table 4. Data annotation, as well as curation, was performed by the authors of the paper. Data annotation involved two authors independently assessing the articles, with a third author resolving any discrepancies to determine the definitive categorization. The inter-rater agreement was assessed using Fleiss' Kappa score (Fleiss, 1971), resulting in a value of 0.43.

It is worth noting, that the first two datasets are among the few available ones that offer multi-aspect analysis.

F Experimental Setup

Due to the lack of predefined test-train splits in baseline datasets, we hold out 10% of the data for testing, while the remaining part is used for training. Reported results represent averages from five random seeds. Evaluation metrics were customized for each dataset: Accuracy and Weighted F1-score, typical for FiQA SA and MPR-recipe datasets, were used. Given the class imbalance in the InHouse dataset, Accuracy and F1-macro were selected to ensure a balanced assessment across all classes.

Table 5 also show the hyperparameters that are used for fine-tuning the Roberta-Base (Liu et al., 2019). We employed the same set of demonstrations for all prompt-based approaches, and the reasonings for CoT are crafted manually for each dataset.

Input	Output	Memorize
What is the relevance SCORE for the following ARTICLE? ARTICLE: Mascom announces new price increases in 2024	<i>The article mentions Mascom, a company that is increasing its prices in 2024. However, the article does not mention any relevant competitor, TSP, or product that is relevant to the portfolio. Therefore, the score for this article would be 1, as it is not relevant to the portfolio.</i> <i>Here's the breakdown:</i> <i>* Competitor: None</i> <i>* TSP: None</i> <i>* Product: None</i> <i>{“score”: 1}</i>	✗
What is the relevance SCORE for the following ARTICLE? ARTICLE: Mascom announces new price increases in 2024 ASPECTS: Competitor (), TSP (Mascom), Product ()	<i>Based on the given information, the score for the ARTICLE can be determined as follows:</i> <i>* Competitor: None</i> <i>* TSP: Mascom is a TSP</i> <i>* Product: None</i> <i>{“score”: 2}</i>	✓

Table 3: Comparing the memorization capabilities of Llama2 with and without MAC. With aspects, the model successfully identifies ‘Mascom’ as TSP and utilizes it in its reasoning process, whereas, without aspects, the recognition of TSP is lacking.

Category	Size
high-relevance	50
moderate-relevance	137
less-relevance	370
irrelevance	1436

Table 4: Statistics of our InHouse dataset.

Hyperparameter	Datasets		
	InHouse	Recipe-MPR	FIQA SA
learning-rate	5e-5	1e-5	4e-5
batch-size	16	8	16
training-epoch	10	20	10
weight-decay	0.01	0.0	0.01

Table 5: The hyperparameters used for fine-tuning roberta-base on three baseline datasets.