

CERN-EP-2025-070
26 March 2025

Multiplicity-dependent inclusive J/ψ production at forward rapidity in pp collisions at $\sqrt{s} = 13$ TeV

ALICE Collaboration*

Abstract

This paper presents a study of the inclusive forward J/ψ yield as a function of forward charged-particle multiplicity in pp collisions at $\sqrt{s} = 13$ TeV using data collected by the ALICE experiment at the CERN LHC. The results are presented in terms of relative J/ψ yields and relative charged-particle multiplicities with respect to these quantities obtained in inelastic collisions having at least one charged particle in the pseudorapidity range $|\eta| < 1$. The J/ψ mesons are reconstructed via their decay into $\mu^+\mu^-$ pairs in the forward rapidity region ($2.5 < y < 4$). The relative multiplicity is estimated in the forward pseudorapidity range $-3.7 < \eta < -1.7$ which overlaps with the J/ψ rapidity region. The results show a steeper-than-linear increase of the J/ψ yields versus the multiplicity. They are compared with previous measurements and theoretical model calculations.

arXiv:2504.00686v1 [hep-ex] 1 Apr 2025

1 Introduction

The production of charmonia, bound states of charm and anti-charm quarks ($c\bar{c}$), in high-energy hadronic collisions is not yet fully understood and can be considered as a valuable probe for the theory of strong interactions – the Quantum Chromodynamics (QCD). Charmonium production can be factorized into two distinct processes, namely the hard-scale and soft-scale processes. At the initial state of high-energy hadronic collisions, $c\bar{c}$ pairs are produced via processes involving large momentum transfer (hard processes), which can be well described with perturbative QCD (pQCD) approaches. The subsequent evolution and hadronization of these pairs into a colorless bound charmonium state is a soft-scale process, which can be addressed via phenomenological model calculations. Calculations based on non-relativistic QCD (NRQCD) provide a satisfactory description of the J/ψ production spectrum and its rapidity dependence [1] as well as the J/ψ polarization [2] in high-energy proton-proton (pp) collisions. These calculations rely on the factorization approach discussed above. The initial state of the incoming protons is described within the Color Glass Condensate (CGC) framework [3]. The transition from the intermediate colored $c\bar{c}$ state to colorless charmonium state is implemented via universal and non-perturbative long-distance matrix elements (LDMEs) extracted from experimental data. Both color-singlet and color-octet intermediate states are considered. Within the CGC approach, the multiplicity dependence of the J/ψ production is in general steeper-than-linear [4]. The reason is in the Bjorken- x dependent saturation scale that controls the parton saturation in the incoming protons. The scale increases with decreasing x and therefore suppresses more the particle multiplicity, produced mainly by low- x partons, compared to the J/ψ production, which originates from partons having higher values of x . In Refs. [5, 6], it is argued that 3-Pomeron fusion significantly enhances the production of color-singlet intermediate state and thus drives charmonium production. Measurements of the J/ψ production as a function of the particle multiplicity can shed more light on the role of the hard and soft processes involved in the charmonium production and further constrain the theoretical models.

Various theoretical models and event generators, incorporating different mechanisms to produce J/ψ and charged particles, have been used to understand the experimental results. Within the PYTHIA generator framework [7], the produced particle multiplicity in pp collisions at TeV energies is driven to a large extent by the multi-parton interactions (MPI) mechanism. The MPIs are semi-hard scatterings of partons from the incoming protons and their number (N_{MPI}) significantly varies collision by collision [8]. Up to about 3 times its mean value, the N_{MPI} is determined by the amount of the geometrical overlap between the colliding protons. Beyond, in the most central pp collisions, the N_{MPI} is driven by statistical fluctuations. Within the PYTHIA framework, J/ψ are produced from several sources [8]. The first source is the perturbative scattering process implemented within the NRQCD model, via color-singlet and color-octet intermediate bound states. The second source, called cluster collapse, is a binding at the hadronization stage of charm and anti-charm quarks that are close in phase space. The third source is the production of non-prompt J/ψ via weak decays of beauty hadrons. In a baseline scenario, the number of produced J/ψ and the particle multiplicity are both essentially proportional to N_{MPI} . However, the hadronization, implemented in PYTHIA via the Lund string model, is affected by the so-called Color Reconnection (CR) mechanism. The hadronizing strings can be rearranged through CR to reduce the total string tension. This results in a lower final-state particle multiplicity. In addition, during the hadronization stage, the CR mechanism allows J/ψ production via the binding of charm and anti-charm quarks coming from two different hard scattering processes. This results in a quadratic dependence of the number of produced J/ψ via cluster collapse as a function of N_{MPI} .

The dependence of the J/ψ production on the particle multiplicity can also be affected by the so-called autocorrelation effects. The charged-particle multiplicity and J/ψ yield are auto-correlated when the J/ψ production leads to an increase of the charged-particle multiplicity, as described by various processes in Ref. [8]. For example, non-prompt J/ψ is produced together with particles from the beauty-quark fragmentation and the decay of the corresponding beauty hadron. As a consequence, in case the J/ψ

production and the particle multiplicity are measured in the same rapidity range, the non-prompt J/ψ yields are biased towards steeper-than-linear dependence on the multiplicity. Autocorrelation effects can also be present if J/ψ are produced via the NRQCD and cluster collapse mechanisms due to the production of associated particles. Finally, another autocorrelation effect arises due to the presence of J/ψ decay daughters. Experimentally, the J/ψ are reconstructed via their dilepton decay mode. In case the contribution of the two leptons is not subtracted from the measured multiplicity, the observed J/ψ yields would show a steeper dependence on the multiplicity.

In practice, the measurements of J/ψ production as a function of the multiplicity can be done in various ways. The J/ψ production yield and the charged-particle multiplicity can be measured at midrapidity or forward rapidity, with the rapidity ranges overlapping or being distinct. The multiplicity estimator, which defines the event classes in which the charged-particle multiplicities and J/ψ yields are measured, can be obtained by counting charged particles within a rapidity range that coincides with that of the J/ψ , that of the charged-particle multiplicity, or both. Thus, the results from these measurements can be affected to various degrees by autocorrelation effects. This has to be taken into account when interpreting the results and, in general, requires detailed comparison with event generators and theoretical models in which the J/ψ yields as a function of the charged-particle multiplicity are obtained in the same way as in the experimental data.

The ALICE Collaboration [9] at the LHC has measured both mid and forward rapidity J/ψ yields as a function of the charged-particle multiplicity in pp collisions [10–12]. In the midrapidity case, the charged-particle multiplicity is also measured at midrapidity within a range that is largely overlapping with that of the J/ψ [11]. The multiplicity selection is performed using two different estimators based on mid and forward rapidity charged-particle multiplicities. In both cases, the midrapidity J/ψ yields show a steeper-than-linear dependence on the multiplicity, with the only observed difference being the narrower multiplicity and J/ψ yield ranges spanned with the forward rapidity estimator. The measurement at forward rapidity is performed at various collision energies [10, 12]. Midrapidity charged particles are used both for the multiplicity selection and the multiplicity measurement. In contrast to the midrapidity case, the observed dependence of the J/ψ yields as a function of multiplicity is close-to-linear, with little to no dependence on the collision energy. It is also worth mentioning the measurements by the STAR [13] and PHENIX [14] Collaborations at RHIC in pp collisions at significantly lower energy ($\sqrt{s} = 200$ GeV) compared to the ALICE measurements. Strong autocorrelation effects related to the presence of J/ψ decay daughters are observed. In case the contribution of the daughters is subtracted or the multiplicity is estimated in a rapidity range that does not overlap with that of the J/ψ , the J/ψ yields versus the charged-particle multiplicity show a significantly less-than-linear increase [14]. A similar autocorrelation effect can be present in the ALICE midrapidity measurement, although the significantly larger event multiplicity at the LHC energy should make the contribution of the J/ψ decay products much less sizable. This is somehow indicated by the similarity of the results obtained with mid and forward rapidity multiplicity estimators in Ref. [11], although the direct comparison between these two results is difficult. The measurement using the forward multiplicity estimator is presumably less affected by autocorrelation effects and therefore the expected multiplicity dependence of the J/ψ yields is less steep [8]. At the same time, the rapidity gap between the multiplicity measurement and the multiplicity estimator reduces their correlation. This leads to a reduced spanned range of the measured multiplicity and hence to a steeper multiplicity dependence of the J/ψ yields.

The purpose of the presented analysis is the measurement of the forward ($2.5 < y < 4$) J/ψ yields as a function of the forward ($-3.7 < \eta < -1.7$) charged-particle multiplicity in pp collisions at $\sqrt{s} = 13$ TeV. The J/ψ are reconstructed via their dimuon decay mode. In contrast to the previous measurements at forward rapidity, the chosen pseudorapidity range for the multiplicity selection and measurement largely overlaps with the J/ψ rapidity range ¹. The contribution of the two decay muons is subtracted from the

¹Different conventions are used for pseudorapidity η and rapidity y : η is given in the laboratory frame and the muons are

multiplicity estimator. The measurement is done for inclusive J/ψ , i.e., including the contribution from non-prompt J/ψ . The results are presented in terms of relative J/ψ yields and relative charged-particle multiplicities with respect to these quantities obtained in $\text{INEL} > 0$ collisions - inelastic collisions having at least one charged particle in the range $|\eta| < 1$. The main goal is to study the rapidity dependence of the J/ψ production mechanisms and the role of possible autocorrelation effects by comparing the results to the previous measurements at mid and forward rapidity and state-of-the-art particle production models.

2 Detectors and data samples

A detailed description of the ALICE apparatus can be found in Refs. [15, 16]. In the following, only the detectors which are essential for the present analysis are described.

The Silicon Pixel Detector (SPD) is the innermost detector of the ALICE central barrel. It consists of two cylindrical layers, covering pseudorapidity ranges $|\eta| < 2$ and $|\eta| < 1.4$, respectively. In the present analysis, the detector is mainly used for the reconstruction of the primary collision vertex.

The V0 detector is composed of two arrays of scintillator counters positioned on both sides of the interaction point - the V0A detector covers the pseudorapidity range $2.8 < \eta < 5.1$ and the V0C detector covers the pseudorapidity range $-3.7 < \eta < -1.7$ [17]. Each array consists of 4 rings and each ring is divided into 8 sectors. The V0 detector provides the minimum-bias (MB) trigger which requires a coincidence of signals in both V0A and V0C. Together with the SPD, the V0 is used for the removal of the beam-induced background and pileup collisions. In the present analysis, the V0C detector is used as a multiplicity estimator.

The Muon Spectrometer (MS) is used to reconstruct the muons from the J/ψ decays within the pseudorapidity range $-4 < \eta < -2.5$. The MS is composed of a front absorber of 10 interaction lengths followed by 5 tracking stations. The third station is located inside a dipole magnet with a 3 Tm magnetic-field integral. The tracking stations are followed by a 7.2 interaction length iron wall and two trigger stations. Single muon triggers are formed by a coincidence of the MB trigger and the presence of at least one track segment reconstructed in the muon trigger stations, while dimuon triggers are formed by a coincidence of the MB trigger and a pair of track segments in the muon trigger stations. Each track segment is required to have a transverse momentum above 1 GeV/c. The corresponding muon trigger efficiency reaches 50% at this threshold value and saturates, close to unity, for transverse momenta above 2 GeV/c.

The analysis is based on pp collision data collected by the ALICE experiment between 2016 and 2018. Two main data samples are employed: 1.17 billion minimum-bias events for the multiplicity measurement and the definition of the multiplicity classes, and dimuon-triggered data corresponding to about 25 pb^{-1} integrated luminosity for the measurement of the J/ψ production yields.

3 Analysis

The analysis is mainly based on approaches used in previous measurements performed with the ALICE detector [11, 12, 18]. In the following, only the points specific to the present analysis will be discussed in more details.

3.1 Event, muon and dimuon selection

The event, muon and dimuon selection criteria are equivalent to the one employed in Refs. [12, 18]. The selected events are required to have a primary vertex, reconstructed by the SPD, passing vertex quality selection and having a longitudinal coordinate z_{vtx} within 10 cm from the nominal interaction point. The beam-induced background is removed by requiring that the timing of the signals in both V0A and

reconstructed in $-4 < \eta < -2.5$, whereas the corresponding J/ψ are referred to as forward and having $2.5 < y < 4$.

V0C detectors is compatible with beam-beam collisions. The pileup collisions are rejected based on the correlations between the total V0 signal, the number of SPD hits and the number of SPD tracklets.

The muon tracks are required to be within the pseudorapidity range $-4 < \eta < -2.5$. The radial distance of the tracks to the z axis at the end of the absorber is required to be between 17.6 and 89.5 cm. Only tracks that match corresponding track segments in the trigger stations are accepted. Background tracks are removed with a selection on the product of the total track momentum and the distance of closest approach to the primary vertex in the transverse plane. Only pairs of opposite-sign muon tracks are considered. The dimuons are required to be in the rapidity range $2.5 < y < 4$ and to have an invariant mass $m_{\mu\mu}$ between 2 and 5 GeV/c^2 .

3.2 Charged-particle multiplicity selection

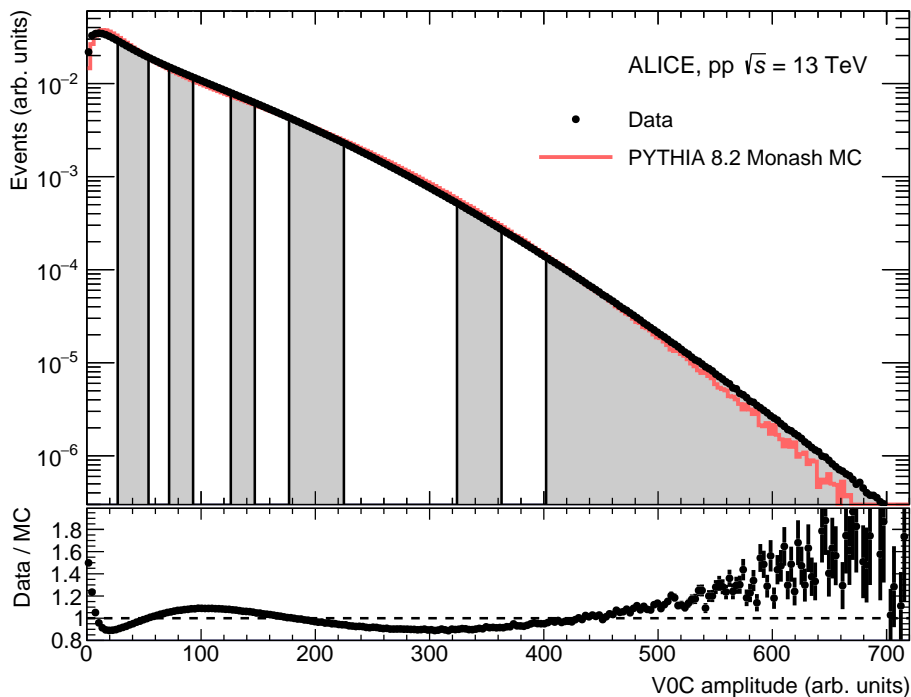


Figure 1: The V0C distributions in minimum-bias events in data and PYTHIA 8.2 Monash MC [7]. The chosen multiplicity classes are indicated by vertical lines. The percentile ranges corresponding to the multiplicity classes (from low to high multiplicities) are 70-100%, 50-70%, 40-50%, 30-40%, 20-30%, 15-20%, 10-15%, 5-10%, 1-5%, 0.5-1%, 0.25-0.5%, 0-0.25%. The bottom panel shows the ratio between data and MC.

The charged-particle multiplicity selection is entirely based on the signal recorded by the V0C detector. As a first step, the dependence of the V0C acceptance on the longitudinal vertex position is corrected event-by-event based on the mean V0C signal in bins of z_{vtx} . This is done separately for each data-taking run. As a second step, the V0C signal is corrected for detector aging. In principle, the detector aging is taken care of by a calibration procedure which is performed at the beginning of each data-taking year. Nevertheless, residual aging effects are present within each year and have to be taken into account in the analysis. The aging correction is obtained by comparing the mean V0C signal in each run to a global reference value and is also applied event-by-event. The values of the correction range within $\pm 25\%$. The corrected V0C distributions obtained in various data-taking periods are found to be fully compatible without any deviations beyond the expected statistical fluctuations, meaning that there is no sizable non-uniformity of the detector aging and that the data from all data-taking periods can be merged.

The multiplicity classes are obtained using the corrected V0C signal and are defined in terms of the

percentile of the minimum-bias data sample. The V0C signal distribution and the chosen multiplicity classes are shown in Fig. 1. The data, both MB and dimuon-triggered samples, are then split according to the defined multiplicity classes. The measurements of the charged-particle multiplicity and the J/ψ yields are performed individually in each class.

In the case of events containing dimuons, the contribution of the two muons is subtracted beforehand from the measured V0C signal. Data collected with the single muon trigger are used by applying the same event and muon track selection criteria as described in Section 3.1. Each muon track is extrapolated to the surface of the V0C detector, and the channel hit by the muon is determined. The average signals in any given channel i are then obtained, separately for the events in which the muons hit that given channel ($\langle s_i^i \rangle$) or any other channel j in the same V0C ring ($\langle s_j^i \rangle$). The signal corresponding to the presence of a muon track in the channel i is then computed as $\langle s_i^i \rangle - (\langle s_{j'}^i \rangle + \langle s_{j''}^i \rangle)/2$, where indices j' and j'' correspond to channels located in the same V0C ring and at $\pm 90^\circ$ in azimuth with respect to the channel i . This procedure takes into account the fact that the multiplicity of the underlying event is affected by the presence of a muon at a given pseudorapidity. In addition, it avoids possible biases from short-range correlations from particle decays or recoil jets. Repeating the analysis with a higher muon trigger p_T threshold shows no significant contribution from muons produced within jets. Finally, the obtained muon track signals per channel are used in each dimuon event in order to subtract the contribution of the muons from the V0C signal in case one or both muons are within the V0C acceptance.

3.3 Measurement of charged-particle multiplicity

The measured V0C signal is transformed into primary charged-particle multiplicity with the help of PYTHIA 8.2 [7] and EPOS3 [19] Monte-Carlo (MC) simulations. In order to take into account the residual detector aging effects discussed in Section 3.2, the V0C signal in the simulations is corrected in the same way as the data using the same global reference value of the mean V0C signal. The z_{vtx} correction is also applied. In Fig. 1, the resulting simulated V0C signal distribution in the case of PYTHIA 8.2 MC is compared with the data.

The MC simulations are used to obtain the mean charged-particle multiplicity in fine bins of the corrected V0C signal, $\langle N_{\text{ch}} \rangle_i^{\text{MC}}$, where i is the bin index. In the region of high multiplicity, where the binning leads to sizable statistical fluctuations, the mean multiplicity is fitted with a smooth arbitrary function of the V0C signal. The resulting mean multiplicities show a less-than-linear increase as a function of the V0C signal, especially at high V0C values. This is due to the fact that the V0C signal is proportional to the energy deposited by the charged particles in the thin scintillator layer and to the presence of the secondary particles produced in interactions of primary particles with the detector material in front of the V0C. In the next step, the data V0C distribution in each multiplicity class and the integrated one are folded with $\langle N_{\text{ch}} \rangle_i^{\text{MC}}$ and the corresponding mean charged-particle multiplicities are calculated as $\sum_i n_i^{\text{ev}} \langle N_{\text{ch}} \rangle_i^{\text{MC}} / \sum_i n_i^{\text{ev}}$, where n_i^{ev} is the number of data events in bin i .

3.4 Measurement of J/ψ yields

The J/ψ yields are extracted via fits of the dimuon invariant-mass distributions in each multiplicity class [12]. Each dimuon is weighted with the inverse of the detector acceptance and efficiency as a function of the dimuon p_T and y . The detector acceptance and efficiency is obtained by means of a dedicated $J/\psi \rightarrow \mu^+ \mu^-$ MC simulation. The same values are used in all multiplicity classes since the detector acceptance and efficiency is not affected by the detector occupancy in pp collisions [18]. The J/ψ signal is fitted with a double Crystal-Ball (CB2) function with tail parameters extracted from either data or MC. The underlying dimuon background is fitted with either Variable Width Gaussian function or a product of a second order polynomial and an exponential function. The fit is performed in the invariant-mass range of either $2.3 < m_{\mu\mu} < 4.9 \text{ GeV}/c^2$ or $2.1 < m_{\mu\mu} < 4.7 \text{ GeV}/c^2$.

The J/ψ yields per collision are calculated as the ratios of the number of J/ψ obtained from the above

fits and the number of corresponding collisions in the minimum-bias data set. This is done for each multiplicity class and for the integrated data set.

3.5 Corrections of multiplicity and J/ψ yields

As mentioned in Section 1, the measurement is performed for $INEL > 0$ event class, which requires corrections to the charged-particle multiplicity and the J/ψ yields. The corrections are obtained and applied following the approach in Refs. [12, 18]. They are obtained separately in each multiplicity class and in the integrated data set, most of them with the help of a PYTHIA 8.2 MC simulation.

The charged-particle multiplicity is corrected for the trigger and event selection efficiency. The value of the correction at the level of relative multiplicity is about 0.97 in the lowest multiplicity class and between 1.04 and 1.05 in the other multiplicity classes.

Three corrections are applied to the relative J/ψ yields. The corrections are related to the number of collisions used to calculate the J/ψ yields per collision. The first one is defined as a ratio of the number of triggered and selected (excluding vertex quality selection) $INEL > 0$ collisions and the total number of $INEL > 0$ collisions. The correction values range from 0.92 in the lowest multiplicity class up to 1.06 in the highest multiplicity class. The second correction is defined as a ratio of the number of triggered and selected collisions, including and excluding the vertex quality selection. It ranges from 0.94 in the lowest multiplicity class up to 1.04 in the highest multiplicity class. The third correction is introduced in order to take into account the contamination from $INEL = 0$ collisions in the sample of triggered and selected collisions. The correction is 1.03 in the lowest multiplicity class and reaches about 0.98 in high multiplicity classes. The first and third corrections are derived with PYTHIA 8.2 MC simulation, whereas the second correction is calculated from the data.

4 Systematic uncertainties

The conversion of the V0C signal into charged-particle multiplicity relies on the chosen MC model, which may not describe the data accurately enough. To address this, the charged-particle multiplicity is obtained using both PYTHIA 8.2 and EPOS3 MC simulations. In addition, the simulated V0C signal is scaled by $\pm 10\%$ before the conversion of V0C amplitude into charged-particle multiplicity, as described in Section 3.3. The reason behind this scaling is that while both data and MC are normalized to the same global reference value of the mean V0C signal, the simulated charged-particle multiplicity in PYTHIA 8.2 is found to be up to about 10% higher with respect to the data within the measured pseudorapidity range $|\eta| < 1.8$ [20]. The statistical uncertainties of the parameters of the arbitrary function which is employed to fit the mean multiplicity as a function of the V0C signal at high multiplicity (see Section 3.3) have essentially no impact on the results and are neglected. The systematic uncertainty of the charged-particle multiplicity is obtained as the standard deviation of the results obtained with the two MC simulations and with the above scaling of the V0C signal.

Several sources of systematic uncertainties of the J/ψ yields are considered. The uncertainty related to the J/ψ signal extraction is calculated as the standard deviation of the results obtained by varying the CB2 tails, the background fit function and the fit range (see Section 3.4). The variations are applied simultaneously in the fits of each multiplicity class and of the integrated data set.

The uncertainties related to the subtraction of the muons contribution from the V0C signal are calculated by using extreme values of the muon track signals per channel found in various data-taking periods.

The differences between the results with and without the application of the corrections described in Section 3.5 are conservatively assigned as the corresponding systematic uncertainties of the charged-particle multiplicity and the J/ψ yields.

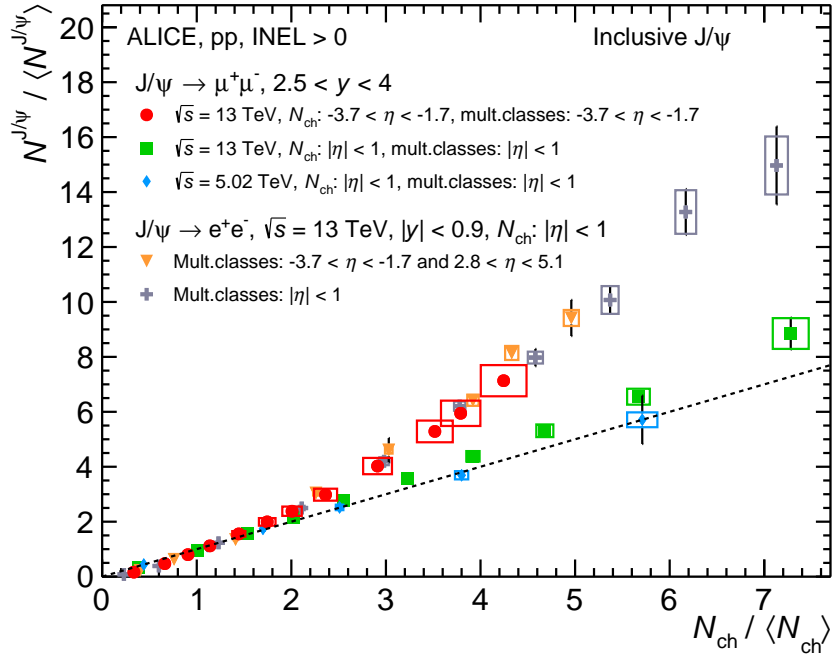
The systematic uncertainties of the relative charged-particle multiplicity and the relative J/ψ yields are

Table 1: Systematic uncertainties of the relative charged-particle multiplicities and the relative J/ψ yields. The uncertainties vary within the indicated ranges depending on the multiplicity classes.

Source	Systematic uncertainties, %
Conversion of V0C signal into N_{ch}	1.2 - 3.4
Correction of N_{ch} for $\text{INEL} > 0$	2.7 - 4.9
Total syst. uncertainty of $N_{\text{ch}}/\langle N_{\text{ch}} \rangle$	4.3 - 5.5
J/ψ signal extraction	0.3 - 0.8
Subtraction of μ 's signal in V0C	0.3 - 6.2
Trigger efficiency	1.3 - 5.7
Vertex quality selection	0.5 - 6.0
Contamination from $\text{INEL} = 0$	0.4 - 5.3
Total syst. uncertainty of $N^{J/\psi}/\langle N^{J/\psi} \rangle$	2.1 - 11.6

summarized in Table 1. The total systematic uncertainties are calculated as quadratic sum of the uncertainties from the different sources. It is important to note that all the systematic uncertainties, except the one related to the J/ψ signal extraction, are fully correlated across the multiplicity classes and therefore one can also consider the total systematic uncertainty as practically fully correlated across the multiplicity classes.

5 Results and discussion


Figure 2: Forward and midrapidity J/ψ relative yields versus the relative charged-particle multiplicity. The data of midrapidity J/ψ and forward rapidity J/ψ versus midrapidity multiplicity are taken from Refs. [11] and [12], respectively. The error bars and boxes represent the statistical and systematic uncertainties, respectively. The dotted line represents the diagonal.

The relative forward J/ψ yields as a function of the relative forward charged-particle multiplicity are shown as red circles in Fig. 2. The observed dependence is steeper-than-linear. It is similar to the one of the midrapidity J/ψ yields as a function of the midrapidity charged-particle multiplicity (gray crosses and yellow triangles in Fig. 2) and is significantly steeper than the one of the forward J/ψ yields as a function of midrapidity charged-particle multiplicity (green squares and blue diamonds in Fig. 2). This

may indicate that the close-to-linear dependence observed in the latter measurement could be due to the significantly wider spanned range in the relative multiplicity, and to weaker autocorrelation effects, rather than to a major difference in the production mechanisms of J/ψ at midrapidity and forward rapidity.

As it is described in Section 3.1, the results presented here are obtained by excluding the contribution of the J/ψ muon daughters from the particle multiplicity estimation. In Ref. [14], it is found that the inclusion of the daughters leads to a significant autocorrelation effect and has a major impact on the measured multiplicity dependence of the J/ψ yields. In the present analysis, the inclusion of the daughters has a much smaller effect on the J/ψ yields, reaching 3.4% in the highest multiplicity class. In order to gain further understanding, a PYTHIA 8.3 Monash minimum-bias MC simulation is carried out at the generator level without transport through the detector. The produced J/ψ are forced to decay into two muons. It is found that the inclusion of the muon daughters leads to up to about 13% higher J/ψ yields in the highest multiplicity class. The difference with respect to the data can be explained by two effects. First, the V0 detector delivers a signal proportional to the energy deposited by charged particles in its scintillator layer. While the muon daughter tracks produce signals close to that of a minimum-ionizing particle (MIP), most of the charged particles produced in the collision and reaching the V0 detector deposit significantly more energy than a MIP. Second, a sizable amount of secondary particles is produced in interactions of primary particles with the detector material in front of the V0 detector. This significantly increases the particle multiplicity within the acceptance of the detector and reduces the impact of the J/ψ daughter tracks on the multiplicity measurement.

The effect of the inclusion of the J/ψ decay daughters discussed above is orders of magnitude smaller compared to the measurement in Ref. [14], this is presumably due to the much higher charged-particle multiplicities of the underlying event at the LHC energies compared to the RHIC ones. Finally, it is worth noting that the previous results at midrapidity at the same collision energy (gray crosses in Fig. 2) were obtained without excluding the contribution of the two electron daughters to the charged-particle multiplicity, which can affect the comparison with the present results.

6 Comparison with models

In Fig. 3, the results are compared with PYTHIA 8.3 [21], EPOS4HQ [22], and CGC model predictions [5, 6]. PYTHIA 8.3 calculations consider both prompt and non-prompt J/ψ production, while EPOS4HQ and CGC models consider only prompt J/ψ production.

EPOS4HQ is a version of the EPOS4 event generator. The EPOS4 generator features core-corona separation and formation of hydrodynamically evolving hot QCD medium in the core. The initial stage of the collision is described by means of multiple parallel partonic scatterings. The main difference with respect to previous versions of EPOS lies in the introduction of a dynamical saturation scale. The scale describes the saturation phenomena of very small momentum partons in the incoming protons and preserves the factorization of the initial-state parton distribution functions and parton-parton interaction cross section. In EPOS4HQ, heavy quarks, produced in initial partonic scatterings at the initial stage of the collision, can eventually interact with the medium and hadronize via coalescence [23]. The charmonium formation is implemented via the Wigner density formalism [24].

Both the considered 3-Pomeron CGC models describe the J/ψ production using the color-singlet contribution of NRQCD with 3-Pomeron fusion and CGC formalism for the incoming protons. The difference between the 3-Pomeron CGC model developed in Ref. [5] and the modified 3-Pomeron CGC model described in Ref. [6] is that in the latter higher-order gluon interactions are included. Within the 3-Pomeron CGC models the steepness of the J/ψ yields as a function of the multiplicity is not affected by autocorrelation effects and is determined mainly by the level of overlap between the rapidity ranges of the measured J/ψ yields and charged-particle multiplicity. It is important to note that all the considered models do not include the J/ψ daughters in the counting of the charged-particle multiplicity in the events

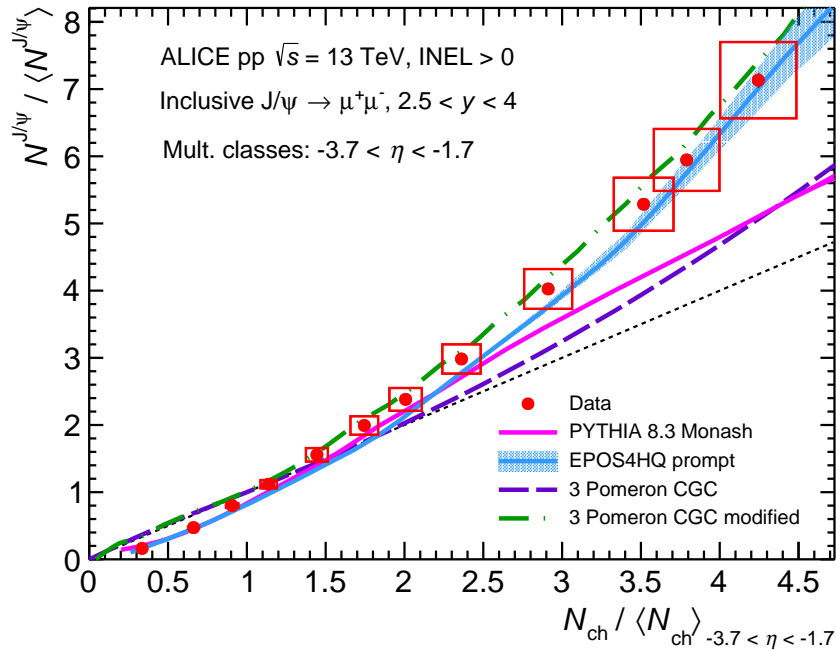


Figure 3: J/ψ relative yield as a function of the relative multiplicity in the V0C acceptance $-3.7 < \eta < -1.7$ compared with PYTHIA 8.3 [21], EPOS4HQ [22] and two 3-Pomeron CGC model predictions [5, 6]. The dotted line represents the diagonal.

containing J/ψ or do not consider the J/ψ decays at all.

As discussed in Section 1, in principle within the PYTHIA framework and modulo the contribution from non-prompt J/ψ production, the observed steeper-than-linear dependence could indicate that the CR mechanism has a major role in J/ψ production. However, as one can see in Fig. 3 PYTHIA 8.3 with enabled by default CR underestimates the results at intermediate and high multiplicities. It is worth noting that a similar level of underestimation is observed for the previous measurements of mid and forward rapidity J/ψ yields versus midrapidity multiplicity. This could also mean that the steeper-than-linear dependence is mainly driven by autocorrelation effects (e.g., from particles steaming from the b-quark fragmentation or associated-particle production mechanisms) and that these effects are underestimated in PYTHIA. Measurements of the J/ψ production in jets in pp collisions at the LHC [25, 26] seem to corroborate such a hypothesis as they show significantly higher associated-hadron production compared to PYTHIA. Nevertheless, no conclusions can be drawn from these measurements as they correspond to high- p_T J/ψ production, whereas the p_T -integrated J/ψ yields discussed here are dominated by the low- p_T part of the J/ψ spectra.

The EPOS4HQ and the modified 3-Pomeron CGC model predictions are both consistent with the data, although these predictions consider only prompt J/ψ production while the data correspond to inclusive J/ψ yields. Interestingly, the former 3-Pomeron CGC model accurately describes the measurements of both midrapidity and forward rapidity J/ψ yields versus midrapidity multiplicity, but does not describe the results of the forward J/ψ yields versus forward multiplicity from the present analysis. Previous versions of the EPOS event generator failed to describe the midrapidity and forward rapidity J/ψ yields as a function of midrapidity multiplicity, underestimating the yields at intermediate and high multiplicity [11, 12]. This is no longer the case with the EPOS4HQ, which describes rather accurately the results presented here, up to the highest measured multiplicity class. The reasons likely lie in the introduction of the dynamical saturation scale and the implemented charmonium formation via coalescence.

7 Conclusions

The forward relative J/ψ yields are measured as a function of the relative charged-particle multiplicity at forward rapidity, in pp collisions at $\sqrt{s} = 13$ TeV. The results show a steeper-than-linear dependence, similar to that of midrapidity J/ψ yields versus midrapidity multiplicity and significantly steeper than in the case of forward J/ψ yields versus midrapidity multiplicity at the same collision energy. This may indicate that the J/ψ production mechanisms at forward and midrapidity are similar and that the previously observed differences are likely due to effects related to autocorrelations in the measurement.

Although the observed steeper-than-linear dependence can be interpreted within the PYTHIA event generator as an indication of the important role of the Color Reconnection mechanism in the J/ψ production, the predictions calculated with PYTHIA 8.3 significantly underestimate the J/ψ yields at intermediate and high multiplicity. The results show a good agreement with the EPOS4HQ and the modified 3-Pomeron CGC models in the whole studied multiplicity range. It is worth noting that these models feature parton saturation in the incoming protons and consider only prompt J/ψ production.

These results need to be complemented by further studies before more firm conclusions can be drawn. For example, the measurement of midrapidity J/ψ yields versus forward multiplicity could be useful. Studying the J/ψ yields as a function of the multiplicity in the transverse-to- J/ψ region was proposed in Ref. [8] to further investigate the role of autocorrelation effects from associated hadroproduction. Recently, the event flattenicity was proposed as an additional tool in the selection of high-multiplicity collisions, avoiding the biases arising from local multiplicity fluctuations and autocorrelation effects and thus providing an unbiased selection of collisions with a high number of MPIs [27]. Studying the J/ψ yields as a function of both multiplicity and flattenicity can therefore be very useful to disentangle various effects involved in J/ψ production.

Acknowledgements

The ALICE Collaboration would like to thank all its engineers and technicians for their invaluable contributions to the construction of the experiment and the CERN accelerator teams for the outstanding performance of the LHC complex. The ALICE Collaboration gratefully acknowledges the resources and support provided by all Grid centres and the Worldwide LHC Computing Grid (WLCG) collaboration. The ALICE Collaboration acknowledges the following funding agencies for their support in building and running the ALICE detector: A. I. Alikhanyan National Science Laboratory (Yerevan Physics Institute) Foundation (ANSL), State Committee of Science and World Federation of Scientists (WFS), Armenia; Austrian Academy of Sciences, Austrian Science Fund (FWF): [M 2467-N36] and Nationalstiftung für Forschung, Technologie und Entwicklung, Austria; Ministry of Communications and High Technologies, National Nuclear Research Center, Azerbaijan; Conselho Nacional de Desenvolvimento Científico e Tecnológico (CNPq), Financiadora de Estudos e Projetos (Finep), Fundação de Amparo à Pesquisa do Estado de São Paulo (FAPESP) and Universidade Federal do Rio Grande do Sul (UFRGS), Brazil; Bulgarian Ministry of Education and Science, within the National Roadmap for Research Infrastructures 2020-2027 (object CERN), Bulgaria; Ministry of Education of China (MOEC), Ministry of Science & Technology of China (MSTC) and National Natural Science Foundation of China (NSFC), China; Ministry of Science and Education and Croatian Science Foundation, Croatia; Centro de Aplicaciones Tecnológicas y Desarrollo Nuclear (CEADEN), Cubaenergía, Cuba; Ministry of Education, Youth and Sports of the Czech Republic, Czech Republic; The Danish Council for Independent Research | Natural Sciences, the VILLUM FONDEN and Danish National Research Foundation (DNRF), Denmark; Helsinki Institute of Physics (HIP), Finland; Commissariat à l’Energie Atomique (CEA) and Institut National de Physique Nucléaire et de Physique des Particules (IN2P3) and Centre National de la Recherche Scientifique (CNRS), France; Bundesministerium für Bildung und Forschung (BMBF) and GSI Helmholtzzentrum für Schwerionenforschung GmbH, Germany; General Secretariat for Research

and Technology, Ministry of Education, Research and Religions, Greece; National Research, Development and Innovation Office, Hungary; Department of Atomic Energy Government of India (DAE), Department of Science and Technology, Government of India (DST), University Grants Commission, Government of India (UGC) and Council of Scientific and Industrial Research (CSIR), India; National Research and Innovation Agency - BRIN, Indonesia; Istituto Nazionale di Fisica Nucleare (INFN), Italy; Japanese Ministry of Education, Culture, Sports, Science and Technology (MEXT) and Japan Society for the Promotion of Science (JSPS) KAKENHI, Japan; Consejo Nacional de Ciencia (CONACYT) y Tecnología, through Fondo de Cooperación Internacional en Ciencia y Tecnología (FONCICYT) and Dirección General de Asuntos del Personal Académico (DGAPA), Mexico; Nederlandse Organisatie voor Wetenschappelijk Onderzoek (NWO), Netherlands; The Research Council of Norway, Norway; Pontificia Universidad Católica del Perú, Peru; Ministry of Science and Higher Education, National Science Centre and WUT ID-UB, Poland; Korea Institute of Science and Technology Information and National Research Foundation of Korea (NRF), Republic of Korea; Ministry of Education and Scientific Research, Institute of Atomic Physics, Ministry of Research and Innovation and Institute of Atomic Physics and Universitatea Nationala de Stiinta si Tehnologie Politehnica Bucuresti, Romania; Ministerstvo školstva, vyskumu, vyvoja a mladeze SR, Slovakia; National Research Foundation of South Africa, South Africa; Swedish Research Council (VR) and Knut & Alice Wallenberg Foundation (KAW), Sweden; European Organization for Nuclear Research, Switzerland; Suranaree University of Technology (SUT), National Science and Technology Development Agency (NSTDA) and National Science, Research and Innovation Fund (NSRF via PMU-B B05F650021), Thailand; Turkish Energy, Nuclear and Mineral Research Agency (TENMAK), Turkey; National Academy of Sciences of Ukraine, Ukraine; Science and Technology Facilities Council (STFC), United Kingdom; National Science Foundation of the United States of America (NSF) and United States Department of Energy, Office of Nuclear Physics (DOE NP), United States of America. In addition, individual groups or members have received support from: Czech Science Foundation (grant no. 23-07499S), Czech Republic; FORTE project, reg. no. CZ.02.01.01/00/22_008/0004632, Czech Republic, co-funded by the European Union, Czech Republic; European Research Council (grant no. 950692), European Union; Deutsche Forschungs Gemeinschaft (DFG, German Research Foundation) “Neutrinos and Dark Matter in Astro- and Particle Physics” (grant no. SFB 1258), Germany; ICSC - National Research Center for High Performance Computing, Big Data and Quantum Computing and FAIR - Future Artificial Intelligence Research, funded by the NextGenerationEU program (Italy).

References

- [1] Y.-Q. Ma and R. Venugopalan, “Comprehensive Description of J/ψ Production in Proton-Proton Collisions at Collider Energies”, *Phys. Rev. Lett.* **113** (2014) 192301, arXiv:1408.4075 [hep-ph].
- [2] Y.-Q. Ma, T. Stebel, and R. Venugopalan, “ J/ψ polarization in the CGC+NRQCD approach”, *JHEP* **12** (2018) 057, arXiv:1809.03573 [hep-ph].
- [3] F. Gelis, E. Iancu, J. Jalilian-Marian, and R. Venugopalan, “The Color Glass Condensate”, *Ann. Rev. Nucl. Part. Sci.* **60** (2010) 463–489, arXiv:1002.0333 [hep-ph].
- [4] Y.-Q. Ma, P. Tribedy, R. Venugopalan, and K. Watanabe, “Event engineering studies for heavy flavor production and hadronization in high multiplicity hadron-hadron and hadron-nucleus collisions”, *Phys. Rev. D* **98** (2018) 074025, arXiv:1803.11093 [hep-ph].
- [5] E. Levin, I. Schmidt, and M. Siddikov, “Multiplicity dependence of quarkonia production in the CGC approach”, *Eur. Phys. J. C* **80** (2020) 560, arXiv:1910.13579 [hep-ph].

- [6] E. Gotsman and E. Levin, “High energy QCD: multiplicity dependence of quarkonia production”, *Eur. Phys. J. C* **81** (2021) 99, arXiv:2008.10911 [hep-ph].
- [7] T. Sjöstrand, S. Ask, J. R. Christiansen, R. Corke, N. Desai, P. Ilten, S. Mrenna, S. Prestel, C. O. Rasmussen, and P. Z. Skands, “An introduction to PYTHIA 8.2”, *Comput. Phys. Commun.* **191** (2015) 159–177, arXiv:1410.3012 [hep-ph].
- [8] S. G. Weber, A. Dubla, A. Andronic, and A. Morsch, “Elucidating the multiplicity dependence of J/ψ production in proton–proton collisions with PYTHIA8”, *Eur. Phys. J. C* **79** (2019) 36, arXiv:1811.07744 [nucl-th].
- [9] ALICE Collaboration, S. Acharya *et al.*, “The ALICE experiment: a journey through QCD”, *Eur. Phys. J. C* **84** (2024) 813, arXiv:2211.04384 [nucl-ex].
- [10] ALICE Collaboration, B. Abelev *et al.*, “ J/ψ Production as a Function of Charged Particle Multiplicity in pp Collisions at $\sqrt{s} = 7$ TeV”, *Phys. Lett. B* **712** (2012) 165–175, arXiv:1202.2816 [hep-ex].
- [11] ALICE Collaboration, S. Acharya *et al.*, “Multiplicity dependence of J/ψ production at midrapidity in pp collisions at $\sqrt{s} = 13$ TeV”, *Phys. Lett. B* **810** (2020) 135758, arXiv:2005.11123 [nucl-ex].
- [12] ALICE Collaboration, S. Acharya *et al.*, “Forward rapidity J/ψ production as a function of charged-particle multiplicity in pp collisions at $\sqrt{s} = 5.02$ and 13 TeV”, *JHEP* **06** (2022) 015, arXiv:2112.09433 [nucl-ex].
- [13] STAR Collaboration, J. Adam *et al.*, “ J/ψ production cross section and its dependence on charged-particle multiplicity in $p + p$ collisions at $\sqrt{s} = 200$ GeV”, *Phys. Lett. B* **786** (2018) 87–93, arXiv:1805.03745 [hep-ex].
- [14] PHENIX Collaboration, N. J. Abdulameer *et al.*, “Multiplicity dependent J/ψ and $\psi(2S)$ production at forward and backward rapidity in $p+p$ collisions at $\sqrt{s} = 200$ GeV”, arXiv:2409.03728 [hep-ex].
- [15] ALICE Collaboration, K. Aamodt *et al.*, “The ALICE experiment at the CERN LHC”, *JINST* **3** (2008) S08002.
- [16] ALICE Collaboration, B. Abelev *et al.*, “Performance of the ALICE Experiment at the CERN LHC”, *Int. J. Mod. Phys. A* **29** (2014) 1430044, arXiv:1402.4476 [nucl-ex].
- [17] ALICE Collaboration, E. Abbas *et al.*, “Performance of the ALICE VZERO system”, *JINST* **8** (2013) P10016, arXiv:1306.3130 [nucl-ex].
- [18] ALICE Collaboration, S. Acharya *et al.*, “Measurement of $\psi(2S)$ production as a function of charged-particle pseudorapidity density in pp collisions at $\sqrt{s} = 13$ TeV and p-Pb collisions at $\sqrt{s_{NN}} = 8.16$ TeV with ALICE at the LHC”, *JHEP* **06** (2023) 147, arXiv:2204.10253 [nucl-ex].
- [19] K. Werner, B. Guiot, I. Karpenko, and T. Pierog, “Analysing radial flow features in p-Pb and p-p collisions at several TeV by studying identified particle production in EPOS3”, *Phys. Rev. C* **89** (2014) 064903, arXiv:1312.1233 [nucl-th].
- [20] ALICE Collaboration, J. Adam *et al.*, “Pseudorapidity and transverse-momentum distributions of charged particles in proton–proton collisions at $\sqrt{s} = 13$ TeV”, *Phys. Lett. B* **753** (2016) 319–329, arXiv:1509.08734 [nucl-ex].

- [21] C. Bierlich *et al.*, “A comprehensive guide to the physics and usage of PYTHIA 8.3”, *SciPost Phys. Codeb.* **2022** (2022) 8, arXiv:2203.11601 [hep-ph].
- [22] J. Zhao, J. Aichelin, P. B. Gossiaux, and K. Werner, “Heavy flavor as a probe of hot QCD matter produced in proton-proton collisions”, *Phys. Rev. D* **109** (2024) 054011, arXiv:2310.08684 [hep-ph].
- [23] K. Werner, “Revealing a deep connection between factorization and saturation: New insight into modeling high-energy proton-proton and nucleus-nucleus scattering in the EPOS4 framework”, *Phys. Rev. C* **108** (2023) 064903, arXiv:2301.12517 [hep-ph].
- [24] T. Song, J. Aichelin, and E. Bratkovskaya, “Production of primordial J/ψ in relativistic $p + p$ and heavy-ion collisions”, *Phys. Rev. C* **96** (2017) 014907, arXiv:1705.00046 [nucl-th].
- [25] **LHCb** Collaboration, R. Aaij *et al.*, “Study of J/ψ Production in Jets”, *Phys. Rev. Lett.* **118** (2017) 192001, arXiv:1701.05116 [hep-ex].
- [26] **CMS** Collaboration, A. Tumasyan *et al.*, “Fragmentation of jets containing a prompt J/ψ meson in PbPb and pp collisions at $\sqrt{s_{NN}} = 5.02$ TeV”, *Phys. Lett. B* **825** (2022) 136842, arXiv:2106.13235 [hep-ex].
- [27] A. Ortiz, A. Khuntia, O. Vázquez-Rueda, S. Tripathy, G. Bencedi, S. Prasad, and F. Fan, “Unveiling the effects of multiple soft partonic interactions in pp collisions at $s=13.6$ TeV using a new event classifier”, *Phys. Rev. D* **107** (2023) 076012, arXiv:2211.06093 [hep-ph].

A The ALICE Collaboration

S. Acharya ⁵⁰, A. Agarwal¹³³, G. Aglieri Rinella ³², L. Aglietta ²⁴, M. Agnello ²⁹, N. Agrawal ²⁵, Z. Ahammed ¹³³, S. Ahmad ¹⁵, S.U. Ahn ⁷¹, I. Ahuja ³⁶, A. Akindinov ¹³⁹, V. Akishina³⁸, M. Al-Turany ⁹⁶, D. Aleksandrov ¹³⁹, B. Alessandro ⁵⁶, H.M. Alfanda ⁶, R. Alfaro Molina ⁶⁷, B. Ali ¹⁵, A. Alici ²⁵, N. Alizadehvandchali ¹¹⁴, A. Alkin ¹⁰³, J. Alme ²⁰, G. Alocco ²⁴, T. Alt ⁶⁴, A.R. Altamura ⁵⁰, I. Altsybeev ⁹⁴, J.R. Alvarado ⁴⁴, M.N. Anaam ⁶, C. Andrei ⁴⁵, N. Andreou ¹¹³, A. Andronic ¹²⁴, E. Andronov ¹³⁹, V. Anguelov ⁹³, F. Antinori ⁵⁴, P. Antonioli ⁵¹, N. Apadula ⁷³, H. Appelshäuser ⁶⁴, C. Arata ⁷², S. Arcelli ²⁵, R. Arnaldi ⁵⁶, J.G.M.C.A. Arneiro ¹⁰⁹, I.C. Arsene ¹⁹, M. Arslanok ¹³⁶, A. Augustinus ³², R. Averbeck ⁹⁶, D. Averyanov ¹³⁹, M.D. Azmi ¹⁵, H. Baba¹²², A. Badalà ⁵³, J. Bae ¹⁰³, Y. Bae ¹⁰³, Y.W. Baek ⁴⁰, X. Bai ¹¹⁸, R. Bailhache ⁶⁴, Y. Bailung ⁴⁸, R. Bala

⁹⁰, A. Baldisseri ¹²⁸, B. Balis ², S. Bangalia¹¹⁶, Z. Banoo ⁹⁰, V. Barbasova ³⁶, F. Barile ³¹, L. Barioglio ⁵⁶, M. Barlou ⁷⁷, B. Barman ⁴¹, G.G. Barnaföldi ⁴⁶, L.S. Barnby ¹¹³, E. Barreau ¹⁰², V. Barret ¹²⁵, L. Barreto ¹⁰⁹, K. Barth ³², E. Bartsch ⁶⁴, N. Bastid ¹²⁵, S. Basu ⁷⁴, G. Batigne ¹⁰², D. Battistini ⁹⁴, B. Batyunya ¹⁴⁰, D. Bauri⁴⁷, J.L. Bazo Alba ¹⁰⁰, I.G. Bearden ⁸², P. Becht ⁹⁶, D. Behera ⁴⁸, I. Belikov ¹²⁷, A.D.C. Bell Hechavarría ¹²⁴, F. Bellini ²⁵, R. Bellwied ¹¹⁴, S. Belokurova ¹³⁹, L.G.E. Beltran ¹⁰⁸, Y.A.V. Beltran ⁴⁴, G. Bencedi ⁴⁶, A. Bensaoula¹¹⁴, S. Beole ²⁴, Y. Berdnikov ¹³⁹, A. Berdnikova ⁹³, L. Bergmann ⁹³, L. Bernardini²³, L. Betev ³², P.P. Bhaduri ¹³³, A. Bhasin ⁹⁰, B. Bhattacharjee ⁴¹, S. Bhattarai¹¹⁶, L. Bianchi ²⁴, J. Bielčik ³⁴, J. Bielčiková ⁸⁵, A.P. Bigot ¹²⁷, A. Bilandzic ⁹⁴, A. Binoy ¹¹⁶, G. Biro ⁴⁶, S. Biswas ⁴, N. Bize ¹⁰², D. Blau ¹³⁹, M.B. Blidaru ⁹⁶, N. Bluhme³⁸, C. Blume

⁶⁴, F. Bock ⁸⁶, T. Bodova ²⁰, J. Bok ¹⁶, L. Boldizsár ⁴⁶, M. Bombara ³⁶, P.M. Bond ³², G. Bonomi ^{132,55}, H. Borel ¹²⁸, A. Borissov ¹³⁹, A.G. Borquez Carcamo ⁹³, E. Botta ²⁴, Y.E.M. Bouziani ⁶⁴, D.C. Brandibur ⁶³, L. Bratrud ⁶⁴, P. Braun-Munzinger ⁹⁶, M. Bregant ¹⁰⁹, M. Broz ³⁴, G.E. Bruno ^{95,31}, V.D. Buchakchiev ³⁵, M.D. Buckland ⁸⁴, D. Budnikov ¹³⁹, H. Buesching ⁶⁴, S. Bufalino ²⁹, P. Buhler ¹⁰¹, N. Burmasov ¹³⁹, Z. Buthelezi ^{68,121}, A. Bylinkin ²⁰, S.A. Bysiak¹⁰⁶, J.C. Cabanillas Noris ¹⁰⁸, M.F.T. Cabrera ¹¹⁴, H. Caines ¹³⁶, A. Caliva ²⁸, E. Calvo Villar ¹⁰⁰, J.M.M. Camacho ¹⁰⁸, P. Camerini ²³, M.T. Camerlingo ⁵⁰, F.D.M. Canedo ¹⁰⁹, S. Cannito²³, S.L. Cantway ¹³⁶, M. Carabas ¹¹², F. Carnesecchi ³², L.A.D. Carvalho ¹⁰⁹, J. Castillo Castellanos ¹²⁸, M. Castoldi ³², F. Catalano ³², S. Cattaruzzi ²³, R. Cerri ²⁴, I. Chakaberia ⁷³, P. Chakraborty ¹³⁴, S. Chandra ¹³³, S. Chapeland ³², M. Chartier ¹¹⁷, S. Chattopadhyay¹³³, M. Chen ³⁹, T. Cheng

⁶, C. Cheshkov ¹²⁶, D. Chiappara ²⁷, V. Chibante Barroso ³², D.D. Chinellato ¹⁰¹, F. Chinu ²⁴, E.S. Chizzali ^{11,94}, J. Cho ⁵⁸, S. Cho ⁵⁸, P. Chochula ³², Z.A. Chochulska¹³⁴, D. Choudhury⁴¹, S. Choudhury⁹⁸, P. Christakoglou ⁸³, C.H. Christensen ⁸², P. Christiansen ⁷⁴, T. Chujo ¹²³, M. Ciaccio ²⁹, C. Cicalo ⁵², G. Cimador ²⁴, F. Cindolo ⁵¹, M.R. Ciupek⁹⁶, G. Clai^{III,51}, F. Colamaria ⁵⁰, J.S. Colburn⁹⁹, D. Colella ³¹, A. Colelli³¹, M. Colocci ²⁵, M. Concas ³², G. Conesa Balbastre ⁷², Z. Conesa del Valle ¹²⁹, G. Contin ²³, J.G. Contreras ³⁴, M.L. Coquet ¹⁰², P. Cortese ^{131,56}, M.R. Cosentino ¹¹¹, F. Costa ³², S. Costanza ²¹, P. Crochet ¹²⁵, M.M. Czarnynoga¹³⁴, A. Dainese ⁵⁴, G. Dange³⁸, M.C. Danisch ⁹³, A. Danu ⁶³, P. Das ³², S. Das ⁴, A.R. Dash ¹²⁴, S. Dash ⁴⁷, A. De Caro ²⁸, G. de Cataldo ⁵⁰, J. de Cuveland ³⁸, A. De Falco ²², D. De Gruttola ²⁸, N. De Marco ⁵⁶, C. De Martin ²³, S. De Pasquale ²⁸, R. Deb ¹³², R. Del Grande ⁹⁴, L. Dello Stritto ³², K.C. Devereaux¹⁸, G.G.A. de Souza ^{IV,109}, P. Dhankher ¹⁸, D. Di Bari

³¹, M. Di Costanzo ²⁹, A. Di Mauro ³², B. Di Ruzza ¹³⁰, B. Diab ³², R.A. Diaz ¹⁴⁰, Y. Ding ⁶, J. Ditzel ⁶⁴, R. Divià ³², Ø. Djuvsland²⁰, U. Dmitrieva ¹³⁹, A. Dobrin ⁶³, B. Dönigus ⁶⁴, J.M. Dubinski ¹³⁴, A. Dubla ⁹⁶, P. Dupieux ¹²⁵, N. Dzalaiova¹³, T.M. Eder ¹²⁴, R.J. Ehlers ⁷³, F. Eisenhut ⁶⁴, R. Ejima ⁹¹, D. Elia ⁵⁰, B. Erazmus ¹⁰², F. Ercolessi ²⁵, B. Espagnon ¹²⁹, G. Eulisse ³², D. Evans ⁹⁹, S. Evdokimov ¹³⁹, L. Fabbietti ⁹⁴, M. Faggin ³², J. Faivre ⁷², F. Fan ⁶, W. Fan ⁷³, T. Fang⁶, A. Fantoni ⁴⁹, M. Fasel ⁸⁶, G. Feofilov ¹³⁹, A. Fernández Téllez ⁴⁴, L. Ferrandi ¹⁰⁹, M.B. Ferrer ³², A. Ferrero ¹²⁸, C. Ferrero ^{V,56}, A. Ferretti ²⁴, V.J.G. Feuillard ⁹³, V. Filova ³⁴, D. Finogeev ¹³⁹, F.M. Fionda ⁵², F. Flor ¹³⁶, A.N. Flores ¹⁰⁷, S. Foertsch ⁶⁸, I. Fokin ⁹³, S. Fokin ¹³⁹, U. Follo ^{V,56}, E. Fragiaco ⁵⁷, E. Frajna ⁴⁶, H. Friberg ⁹⁴, U. Fuchs

³², N. Funicello ²⁸, C. Furget ⁷², A. Furs ¹³⁹, T. Fusayasu ⁹⁷, J.J. Gaardhøje ⁸², M. Gagliardi ²⁴, A.M. Gago ¹⁰⁰, T. Gahlaut⁴⁷, C.D. Galvan ¹⁰⁸, S. Gami⁷⁹, D.R. Gangadharan ¹¹⁴, P. Ganoti ⁷⁷, C. Garabatos ⁹⁶, J.M. Garcia ⁴⁴, T. García Chávez ⁴⁴, E. Garcia-Solis ⁹, S. Garetti ¹²⁹, C. Gargiulo ³², P. Gasik ⁹⁶, H.M. Gaur³⁸, A. Gautam ¹¹⁶, M.B. Gay Ducati ⁶⁶, M. Germain ¹⁰², R.A. Gernhaeuser ⁹⁴, C. Ghosh¹³³, M. Giacalone ⁵¹, G. Gioachin ²⁹, S.K. Giri ¹³³, P. Giubellino ^{96,56}, P. Giubilato ²⁷, A.M.C. Glaenger ¹²⁸, P. Glässel ⁹³, E. Glimos ¹²⁰, V. Gonzalez ¹³⁵, P. Gordeev ¹³⁹, M. Gorgon ², K. Goswami ⁴⁸, S. Gotovac <

O.S. Groettvik ³², F. Grosa ³², J.F. Grosse-Oetringhaus ³², R. Grosso ⁹⁶, D. Grund ³⁴, N.A. Grunwald ⁹³, R. Guernane ⁷², M. Guilbaud ¹⁰², K. Gulbrandsen ⁸², J.K. Gumprecht ¹⁰¹, T. Gündem ⁶⁴, T. Gunji ¹²², J. Guo ¹⁰, W. Guo ⁶, A. Gupta ⁹⁰, R. Gupta ⁹⁰, R. Gupta ⁴⁸, K. Gwizdziel ¹³⁴, L. Gyulai ⁴⁶, C. Hadjidakis ¹²⁹, F.U. Haider ⁹⁰, S. Haidlova ³⁴, M. Haldar ⁴, H. Hamagaki ⁷⁵, Y. Han ¹³⁸, B.G. Hanley ¹³⁵, R. Hannigan ¹⁰⁷, J. Hansen ⁷⁴, J.W. Harris ¹³⁶, A. Harton ⁹, M.V. Hartung ⁶⁴, H. Hassan ¹¹⁵, D. Hatzifotiadou ⁵¹, P. Hauer ⁴², L.B. Havener ¹³⁶, E. Hellbär ³², H. Helstrup ³⁷, M. Hemmer ⁶⁴, T. Herman ³⁴, S.G. Hernandez ¹¹⁴, G. Herrera Corral ⁸, S. Herrmann ¹²⁶, K.F. Hetland ³⁷, B. Heybeck ⁶⁴, H. Hillemanns ³², B. Hippolyte ¹²⁷, I.P.M. Hobus ⁸³, F.W. Hoffmann ⁷⁰, B. Hofman ⁵⁹, M. Horst ⁹⁴, A. Horzyk ², Y. Hou ⁶, P. Hristov ³², P. Huhn ⁶⁴, L.M. Huhta ¹¹⁵, T.J. Humanic ⁸⁷, A. Hutson ¹¹⁴, D. Hutter ³⁸, M.C. Hwang ¹⁸, R. Ilkaev ¹³⁹, M. Inaba ¹²³, M. Ippolitov ¹³⁹, A. Isakov ⁸³, T. Isidori ¹¹⁶, M.S. Islam ⁴⁷, S. Iurchenko ¹³⁹, M. Ivanov ¹³, M. Ivanov ⁹⁶, V. Ivanov ¹³⁹, K.E. Iversen ⁷⁴, M. Jablonski ², B. Jacak ^{18,73}, N. Jacazio ²⁵, P.M. Jacobs ⁷³, S. Jadlovská ¹⁰⁵, J. Jádlovský ¹⁰⁵, S. Jaelani ⁸¹, C. Jahnke ¹¹⁰, M.J. Jakubowska ¹³⁴, M.A. Janik ¹³⁴, S. Ji ¹⁶, S. Jia ¹⁰, T. Jiang ¹⁰, A.A.P. Jimenez ⁶⁵, S. Jin ^{1,10}, F. Jonas ⁷³, D.M. Jones ¹¹⁷, J.M. Jowett ^{32,96}, J. Jung ⁶⁴, M. Jung ⁶⁴, A. Junique ³², A. Jusko ⁹⁹, J. Kaewjai ¹⁰⁴, P. Kalinak ⁶⁰, A. Kalweit ³², A. Karasu Uysal ¹³⁷, N. Karatzenis ⁹⁹, O. Karavichev ¹³⁹, T. Karavicheva ¹³⁹, E. Karpechev ¹³⁹, M.J. Karwowska ¹³⁴, U. Keschull ⁷⁰, M. Keil ³², B. Ketzer ⁴², J. Keul ⁶⁴, S.S. Khade ⁴⁸, A.M. Khan ¹¹⁸, S. Khan ¹⁵, A. Khanzadeev ¹³⁹, Y. Kharlov ¹³⁹, A. Khatun ¹¹⁶, A. Khuntia ³⁴, Z. Khuranova ⁶⁴, B. Kileng ³⁷, B. Kim ¹⁰³, C. Kim ¹⁶, D.J. Kim ¹¹⁵, D. Kim ¹⁰³, E.J. Kim ⁶⁹, G. Kim ⁵⁸, H. Kim ⁵⁸, J. Kim ¹³⁸, J. Kim ⁵⁸, J. Kim ^{32,69}, M. Kim ¹⁸, S. Kim ¹⁷, T. Kim ¹³⁸, K. Kimura ⁹¹, S. Kirsch ⁶⁴, I. Kisel ³⁸, S. Kiselev ¹³⁹, A. Kisiel ¹³⁴, J.L. Klay ⁵, J. Klein ³², S. Klein ⁷³, C. Klein-Bösing ¹²⁴, M. Kleiner ⁶⁴, T. Klemenz ⁹⁴, A. Kluge ³², C. Kobdaj ¹⁰⁴, R. Kohara ¹²², T. Kollegger ⁹⁶, A. Kondratyev ¹⁴⁰, N. Kondratyeva ¹³⁹, J. König ⁶⁴, S.A. Königstorfer ⁹⁴, P.J. Konopka ³², G. Kornakov ¹³⁴, M. Korwieser ⁹⁴, S.D. Koryciak ², C. Koster ⁸³, A. Kotliarov ⁸⁵, N. Kovacic ⁸⁸, V. Kovalenko ¹³⁹, M. Kowalski ¹⁰⁶, V. Kozuharov ³⁵, G. Kozlov ³⁸, I. Králik ⁶⁰, A. Kravčáková ³⁶, L. Krcal ³², M. Krivda ^{99,60}, F. Krizek ⁸⁵, K. Krizkova Gajdosova ³⁴, C. Krug ⁶⁶, M. Krüger ⁶⁴, D.M. Krupova ³⁴, E. Kryshen ¹³⁹, V. Kučera ⁵⁸, C. Kuhn ¹²⁷, P.G. Kuijjer ⁸³, T. Kumaoka ¹²³, D. Kumar ¹³³, L. Kumar ⁸⁹, N. Kumar ⁸⁹, S. Kumar ⁵⁰, S. Kundu ³², M. Kuo ¹²³, P. Kurashvili ⁷⁸, A.B. Kurepin ¹³⁹, A. Kuryakin ¹³⁹, S. Kushpil ⁸⁵, V. Kuskov ¹³⁹, M. Kutyla ¹³⁴, A. Kuznetsov ¹⁴⁰, M.J. Kweon ⁵⁸, Y. Kwon ¹³⁸, S.L. La Pointe ³⁸, P. La Rocca ²⁶, A. Lakrathok ¹⁰⁴, M. Lamanna ³², S. Lambert ¹⁰², A.R. Landou ⁷², R. Langoy ¹¹⁹, P. Larionov ³², E. Laudi ³², L. Lautner ⁹⁴, R.A.N. Laveaga ¹⁰⁸, R. Lavicka ¹⁰¹, R. Lea ^{132,55}, H. Lee ¹⁰³, I. Legrand ⁴⁵, G. Legras ¹²⁴, A.M. Lejeune ³⁴, T.M. Lelek ², R.C. Lemmon ^{1,84}, I. León Monzón ¹⁰⁸, M.M. Lesch ⁹⁴, P. Lévai ⁴⁶, M. Li ⁶, P. Li ¹⁰, X. Li ¹⁰, B.E. Liang-gilman ¹⁸, J. Lien ¹¹⁹, R. Lietava ⁹⁹, I. Likmeta ¹¹⁴, B. Lim ²⁴, H. Lim ¹⁶, S.H. Lim ¹⁶, S. Lin ¹⁰, V. Lindenstruth ³⁸, C. Lippmann ⁹⁶, D. Liskova ¹⁰⁵, D.H. Liu ⁶, J. Liu ¹¹⁷, G.S.S. Liveraro ¹¹⁰, I.M. Lofnes ²⁰, C. Loizides ⁸⁶, S. Lokos ¹⁰⁶, J. Lömker ⁵⁹, X. Lopez ¹²⁵, E. López Torres ⁷, C. Lotteau ¹²⁶, P. Lu ^{96,118}, W. Lu ⁶, Z. Lu ¹⁰, F.V. Lugo ⁶⁷, J. Luo ³⁹, G. Luparello ⁵⁷, M.A.T. Johnson ⁴⁴, Y.G. Ma ³⁹, M. Mager ³², A. Maire ¹²⁷, E.M. Majerz ², M.V. Makariev ³⁵, M. Malaev ¹³⁹, G. Malfattore ^{51,25}, N.M. Malik ⁹⁰, N. Malik ¹⁵, S.K. Malik ⁹⁰, D. Mallick ¹²⁹, N. Mallick ¹¹⁵, G. Mandaglio ^{30,53}, S.K. Mandal ⁷⁸, A. Manea ⁶³, V. Manko ¹³⁹, A.K. Manna ⁴⁸, F. Manso ¹²⁵, G. Mantzaridis ⁹⁴, V. Manzari ⁵⁰, Y. Mao ⁶, R.W. Marcjan ², G.V. Margagliotti ²³, A. Margotti ⁵¹, A. Marín ⁹⁶, C. Markert ¹⁰⁷, P. Martinengo ³², M.I. Martínez ⁴⁴, G. Martínez García ¹⁰², M.P.P. Martins ^{32,109}, S. Masciocchi ⁹⁶, M. Masera ²⁴, A. Masoni ⁵², L. Massacrier ¹²⁹, O. Massen ⁵⁹, A. Mastroserio ^{130,50}, L. Mattei ^{24,125}, S. Mattiazzo ²⁷, A. Matyja ¹⁰⁶, F. Mazzaschi ³², M. Mazzilli ¹¹⁴, Y. Melikyan ⁴³, M. Melo ¹⁰⁹, A. Menchaca-Rocha ⁶⁷, J.E.M. Mendez ⁶⁵, E. Meninno ¹⁰¹, A.S. Menon ¹¹⁴, M.W. Menzel ^{32,93}, M. Meres ¹³, L. Micheletti ⁵⁶, D. Mihai ¹¹², D.L. Mihaylov ⁹⁴, A.U. Mikalsen ²⁰, K. Mikhaylov ^{140,139}, N. Minafra ¹¹⁶, D. Miśkowiec ⁹⁶, A. Modak ^{57,132}, B. Mohanty ⁷⁹, M. Mohisin Khan ^{VI,15}, M.A. Molander ⁴³, M.M. Mondal ⁷⁹, S. Monira ¹³⁴, C. Mordasini ¹¹⁵, D.A. Moreira De Godoy ¹²⁴, I. Morozov ¹³⁹, A. Morsch ³², T. Mrnjavac ³², V. Muccifora ⁴⁹, S. Muhuri ¹³³, A. Mulliri ²², M.G. Munhoz ¹⁰⁹, R.H. Munzer ⁶⁴, H. Murakami ¹²², L. Musa ³², J. Musinsky ⁶⁰, J.W. Myrcha ¹³⁴, N.B. Sundstrom ⁵⁹, B. Naik ¹²¹, A.I. Nambrath ¹⁸, B.K. Nandi ⁴⁷, R. Nania ⁵¹, E. Nappi ⁵⁰, A.F. Nassirpour ¹⁷, V. Nastase ¹¹², A. Nath ⁹³, N.F. Nathanson ⁸², C. Nattrass ¹²⁰, K. Naumov ¹⁸, M.N. Naydenov ³⁵, A. Neagu ¹⁹, L. Nellen ⁶⁵, R. Nepeivoda ⁷⁴, S. Nese ¹⁹, N. Nicassio ³¹, B.S. Nielsen ⁸², E.G. Nielsen ⁸², S. Nikolaev ¹³⁹, V. Nikulin ¹³⁹, F. Noferini ⁵¹, S. Noh ¹², P. Nomokonov ¹⁴⁰, J. Norman ¹¹⁷, N. Novitzky ⁸⁶, J. Nystrand ²⁰, M.R. Ockleton ¹¹⁷, M. Ogino ⁷⁵, S. Oh ¹⁷, A. Ohlson ⁷⁴,

V.A. Okorokov ¹³⁹, J. Oleniacz ¹³⁴, C. Oppedisano ⁵⁶, A. Ortiz Velasquez ⁶⁵, J. Otwinowski ¹⁰⁶, M. Oya ⁹¹, K. Oyama ⁷⁵, S. Padhan ⁴⁷, D. Pagano ^{132,55}, G. Paic ⁶⁵, S. Paisano-Guzmán ⁴⁴, A. Palasciano ⁵⁰, I. Panasenkov ⁷⁴, S. Panebianco ¹²⁸, P. Panigrahi ⁴⁷, C. Pantouvakis ²⁷, H. Park ¹²³, J. Park ¹²³, S. Park ¹⁰³, J.E. Parkkila ³², Y. Patley ⁴⁷, R.N. Patra ⁵⁰, P. Paudel ¹¹⁶, B. Paul ¹³³, H. Pei ⁶, T. Peitzmann ⁵⁹, X. Peng ¹¹, M. Pennisi ²⁴, S. Perciballi ²⁴, D. Peresunko ¹³⁹, G.M. Perez ⁷, Y. Pestov ¹³⁹, M.T. Petersen ⁸², V. Petrov ¹³⁹, M. Petrovici ⁴⁵, S. Piano ⁵⁷, M. Pikna ¹³, P. Pillot ¹⁰², O. Pinazza ^{51,32}, L. Pinsky ¹¹⁴, C. Pinto ³², S. Pisano ⁴⁹, M. Płoskoń ⁷³, M. Planinic ⁸⁸, D.K. Plociennik ², M.G. Poghosyan ⁸⁶, B. Polichtchouk ¹³⁹, S. Politano ^{32,24}, N. Poljak ⁸⁸, A. Pop ⁴⁵, S. Porteboeuf-Houssais ¹²⁵, V. Pozdniakov ^{1,140}, I.Y. Pozos ⁴⁴, K.K. Pradhan ⁴⁸, S.K. Prasad ⁴, S. Prasad ⁴⁸, R. Preghenella ⁵¹, F. Prino ⁵⁶, C.A. Pruneau ¹³⁵, I. Pshenichnov ¹³⁹, M. Puccio ³², S. Pucillo ²⁴, L. Quaglia ²⁴, A.M.K. Radhakrishnan ⁴⁸, S. Ragoni ¹⁴, A. Rai ¹³⁶, A. Rakotozafindrabe ¹²⁸, N. Ramasubramanian ¹²⁶, L. Ramello ^{131,56}, C.O. Ramírez-Álvarez ⁴⁴, M. Rasa ²⁶, S.S. Räsänen ⁴³, R. Rath ⁵¹, M.P. Rauch ²⁰, I. Ravasenga ³², K.F. Read ^{86,120}, C. Reckziegel ¹¹¹, A.R. Redelbach ³⁸, K. Redlich ^{VII,78}, C.A. Reetz ⁹⁶, H.D. Regules-Medel ⁴⁴, A. Rehman ²⁰, F. Reidt ³², H.A. Reme-Ness ³⁷, K. Reyers ⁹³, A. Riabov ¹³⁹, V. Riabov ¹³⁹, R. Ricci ²⁸, M. Richter ²⁰, A.A. Riedel ⁹⁴, W. Riegler ³², A.G. Riffero ²⁴, M. Rignanese ²⁷, C. Ripoli ²⁸, C. Ristea ⁶³, M.V. Rodriguez ³², M. Rodríguez Cahuantzi ⁴⁴, K. Røed ¹⁹, R. Rogalev ¹³⁹, E. Rogochaya ¹⁴⁰, D. Rohr ³², D. Röhrich ²⁰, S. Rojas Torres ³⁴, P.S. Rokita ¹³⁴, G. Romanenko ²⁵, F. Ronchetti ³², D. Rosales Herrera ⁴⁴, E.D. Rosas ⁶⁵, K. Roslon ¹³⁴, A. Rossi ⁵⁴, A. Roy ⁴⁸, S. Roy ⁴⁷, N. Rubini ⁵¹, J.A. Rudolph ⁸³, D. Ruggiano ¹³⁴, R. Rui ²³, P.G. Russek ², R. Russo ⁸³, A. Rustamov ⁸⁰, E. Ryabinkin ¹³⁹, Y. Ryabov ¹³⁹, A. Rybicki ¹⁰⁶, L.C.V. Ryder ¹¹⁶, J. Ryu ¹⁶, W. Rzesza ¹³⁴, B. Sabiu ⁵¹, S. Sadhu ⁴², S. Sadovsky ¹³⁹, J. Saetre ²⁰, S. Saha ⁷⁹, B. Sahoo ⁴⁸, R. Sahoo ⁴⁸, D. Sahu ⁴⁸, P.K. Sahu ⁶¹, J. Saini ¹³³, K. Sajdakova ³⁶, S. Sakai ¹²³, S. Sambyal ⁹⁰, D. Samitz ¹⁰¹, I. Sanna ^{32,94}, T.B. Saramela ¹⁰⁹, D. Sarkar ⁸², P. Sarma ⁴¹, V. Sarritzu ²², V.M. Sarti ⁹⁴, M.H.P. Sas ³², S. Sawan ⁷⁹, E. Scapparone ⁵¹, J. Schambach ⁸⁶, H.S. Scheid ^{32,64}, C. Schiaua ⁴⁵, R. Schicker ⁹³, F. Schlepfer ^{32,93}, A. Schmah ⁹⁶, C. Schmidt ⁹⁶, M.O. Schmidt ³², M. Schmidt ⁹², N.V. Schmidt ⁸⁶, A.R. Schmier ¹²⁰, J. Schoengarth ⁶⁴, R. Schotter ¹⁰¹, A. Schröter ³⁸, J. Schukraft ³², K. Schweda ⁹⁶, G. Scioli ²⁵, E. Scomparin ⁵⁶, J.E. Seger ¹⁴, Y. Sekiguchi ¹²², D. Sekihata ¹²², M. Selina ⁸³, I. Selyuzhenkov ⁹⁶, S. Senyukov ¹²⁷, J.J. Seo ⁹³, D. Serebryakov ¹³⁹, L. Serkin ^{VIII,65}, L. Šerkšnytė ⁹⁴, A. Sevcenco ⁶³, T.J. Shaba ⁶⁸, A. Shabetai ¹⁰², R. Shahoyan ³², A. Shangaraev ¹³⁹, B. Sharma ⁹⁰, D. Sharma ⁴⁷, H. Sharma ⁵⁴, M. Sharma ⁹⁰, S. Sharma ⁹⁰, T. Sharma ⁴¹, U. Sharma ⁹⁰, A. Shatat ¹²⁹, O. Sheibani ¹³⁵, K. Shigaki ⁹¹, M. Shimomura ⁷⁶, S. Shirinkin ¹³⁹, Q. Shou ³⁹, Y. Sibiriak ¹³⁹, S. Siddhanta ⁵², T. Siemiarz ⁷⁸, T.F. Silva ¹⁰⁹, D. Silvermyr ⁷⁴, T. Simantathammakul ¹⁰⁴, R. Simeonov ³⁵, B. Singh ⁹⁰, B. Singh ⁹⁴, K. Singh ⁴⁸, R. Singh ⁷⁹, R. Singh ^{54,96}, S. Singh ¹⁵, V.K. Singh ¹³³, V. Singhal ¹³³, T. Sinha ⁹⁸, B. Sitar ¹³, M. Sitta ^{131,56}, T.B. Skaali ¹⁹, G. Skorodumovs ⁹³, N. Smirnov ¹³⁶, R.J.M. Snellings ⁵⁹, E.H. Solheim ¹⁹, C. Sonnabend ^{32,96}, J.M. Sonneveld ⁸³, F. Soramel ²⁷, A.B. Soto-hernandez ⁸⁷, R. Spijkers ⁸³, I. Sputowska ¹⁰⁶, J. Staa ⁷⁴, J. Stachel ⁹³, I. Stan ⁶³, T. Stellhorn ¹²⁴, S.F. Stiefelmaier ⁹³, D. Stocco ¹⁰², I. Storehaug ¹⁹, N.J. Strangmann ⁶⁴, P. Stratmann ¹²⁴, S. Strazzi ²⁵, A. Sturniolo ^{30,53}, C.P. Stylianidis ⁸³, A.A.P. Suaide ¹⁰⁹, C. Suire ¹²⁹, A. Suiiu ^{32,112}, M. Sukhanov ¹³⁹, M. Suljic ³², R. Sultanov ¹³⁹, V. Sumberia ⁹⁰, S. Sumowidagdo ⁸¹, L.H. Tabares ⁷, S.F. Taghavi ⁹⁴, J. Takahashi ¹¹⁰, G.J. Tambave ⁷⁹, Z. Tang ¹¹⁸, J.D. Tapia Takaki ¹¹⁶, N. Tapus ¹¹², L.A. Tarasovicova ³⁶, M.G. Tarzila ⁴⁵, A. Tauro ³², A. Tavira García ¹²⁹, G. Tejada Muñoz ⁴⁴, L. Terlizzi ²⁴, C. Terrevoli ⁵⁰, D. Thakur ²⁴, S. Thakur ⁴, M. Thogersen ¹⁹, D. Thomas ¹⁰⁷, A. Tikhonov ¹³⁹, N. Tiltmann ^{32,124}, A.R. Timmins ¹¹⁴, M. Tkacik ¹⁰⁵, A. Toia ⁶⁴, R. Tokumoto ⁹¹, S. Tomassini ²⁵, K. Tomohiro ⁹¹, N. Topilskaya ¹³⁹, M. Toppi ⁴⁹, V.V. Torres ¹⁰², A. Trifiro ^{30,53}, T. Triloki ⁹⁵, A.S. Triolo ^{32,30,53}, S. Tripathy ³², T. Tripathy ^{125,47}, S. Trogolo ²⁴, V. Trubnikov ³, W.H. Trzaska ¹¹⁵, T.P. Trzcinski ¹³⁴, C. Tsolanta ¹⁹, R. Tu ³⁹, A. Tumkin ¹³⁹, R. Turrisi ⁵⁴, T.S. Tveter ¹⁹, K. Ullaland ²⁰, B. Ulukutlu ⁹⁴, S. Upadhyaya ¹⁰⁶, A. Uras ¹²⁶, M. Urioni ²³, G.L. Usai ²², M. Vaid ⁹⁰, M. Vala ³⁶, N. Valle ⁵⁵, L.V.R. van Doremalen ⁵⁹, M. van Leeuwen ⁸³, C.A. van Veen ⁹³, R.J.G. van Weelden ⁸³, D. Varga ⁴⁶, Z. Varga ¹³⁶, P. Vargas Torres ⁶⁵, M. Vasileiou ⁷⁷, A. Vasiliev ^{1,139}, O. Vázquez Doce ⁴⁹, O. Vazquez Rueda ¹¹⁴, V. Vechernin ¹³⁹, P. Veen ¹²⁸, E. Vercellin ²⁴, R. Verma ⁴⁷, R. Vértesi ⁴⁶, M. Verweij ⁵⁹, L. Vickovic ³³, Z. Vilakazi ¹²¹, O. Villalobos Baillie ⁹⁹, A. Villani ²³, A. Vinogradov ¹³⁹, T. Virgili ²⁸, M.M.O. Virta ¹¹⁵, A. Vodopyanov ¹⁴⁰, B. Volkel ³², M.A. Völkl ⁹⁹, S.A. Voloshin ¹³⁵, G. Volpe ³¹, B. von Haller ³², I. Vorobyev ³², N. Vozniuk ¹³⁹, J. Vrláková ³⁶, J. Wan ³⁹, C. Wang ³⁹, D. Wang ³⁹, Y. Wang ³⁹, Y. Wang ⁶, Z. Wang ³⁹, A. Wegrzynek ³², F.T. Weiglhofer ³⁸, S.C. Wenzel ³², J.P. Wessels ¹²⁴, P.K. Wiacek ², J. Wiechula ⁶⁴, J. Wikne ¹⁹,

G. Wilk⁷⁸, J. Wilkinson⁹⁶, G.A. Willems¹²⁴, B. Windelband⁹³, M. Winn¹²⁸, J.R. Wright¹⁰⁷,
 W. Wu³⁹, Y. Wu¹¹⁸, K. Xiong³⁹, Z. Xiong¹¹⁸, R. Xu⁶, A. Yadav⁴², A.K. Yadav¹³³, Y. Yamaguchi⁹¹,
 S. Yang⁵⁸, S. Yang²⁰, S. Yano⁹¹, E.R. Yeats¹⁸, J. Yi⁶, Z. Yin⁶, I.-K. Yoo¹⁶, J.H. Yoon⁵⁸,
 H. Yu¹², S. Yuan²⁰, A. Yuncu⁹³, V. Zaccolo²³, C. Zampolli³², F. Zanone⁹³, N. Zardoshti³²,
 P. Závada⁶², M. Zhalov¹³⁹, B. Zhang⁹³, C. Zhang¹²⁸, L. Zhang³⁹, M. Zhang^{125,6}, M. Zhang^{27,6},
 S. Zhang³⁹, X. Zhang⁶, Y. Zhang¹¹⁸, Y. Zhang¹¹⁸, Z. Zhang⁶, M. Zhao¹⁰, V. Zhrebchevskii¹³⁹,
 Y. Zhi¹⁰, D. Zhou⁶, Y. Zhou⁸², J. Zhu^{54,6}, S. Zhu^{96,118}, Y. Zhu⁶, S.C. Zugravel⁵⁶, N. Zurlo^{132,55}

Affiliation Notes

^I Deceased

^{II} Also at: Max-Planck-Institut für Physik, Munich, Germany

^{III} Also at: Italian National Agency for New Technologies, Energy and Sustainable Economic Development (ENEA), Bologna, Italy

^{IV} Also at: Instituto de Física da Universidade de Sao Paulo

^V Also at: Dipartimento DET del Politecnico di Torino, Turin, Italy

^{VI} Also at: Department of Applied Physics, Aligarh Muslim University, Aligarh, India

^{VII} Also at: Institute of Theoretical Physics, University of Wrocław, Poland

^{VIII} Also at: Facultad de Ciencias, Universidad Nacional Autónoma de México, Mexico City, Mexico

Collaboration Institutes

¹ A.I. Alikhanyan National Science Laboratory (Yerevan Physics Institute) Foundation, Yerevan, Armenia

² AGH University of Krakow, Cracow, Poland

³ Bogolyubov Institute for Theoretical Physics, National Academy of Sciences of Ukraine, Kiev, Ukraine

⁴ Bose Institute, Department of Physics and Centre for Astroparticle Physics and Space Science (CAPSS), Kolkata, India

⁵ California Polytechnic State University, San Luis Obispo, California, United States

⁶ Central China Normal University, Wuhan, China

⁷ Centro de Aplicaciones Tecnológicas y Desarrollo Nuclear (CEADEN), Havana, Cuba

⁸ Centro de Investigación y de Estudios Avanzados (CINVESTAV), Mexico City and Mérida, Mexico

⁹ Chicago State University, Chicago, Illinois, United States

¹⁰ China Nuclear Data Center, China Institute of Atomic Energy, Beijing, China

¹¹ China University of Geosciences, Wuhan, China

¹² Chungbuk National University, Cheongju, Republic of Korea

¹³ Comenius University Bratislava, Faculty of Mathematics, Physics and Informatics, Bratislava, Slovak Republic

¹⁴ Creighton University, Omaha, Nebraska, United States

¹⁵ Department of Physics, Aligarh Muslim University, Aligarh, India

¹⁶ Department of Physics, Pusan National University, Pusan, Republic of Korea

¹⁷ Department of Physics, Sejong University, Seoul, Republic of Korea

¹⁸ Department of Physics, University of California, Berkeley, California, United States

¹⁹ Department of Physics, University of Oslo, Oslo, Norway

²⁰ Department of Physics and Technology, University of Bergen, Bergen, Norway

²¹ Dipartimento di Fisica, Università di Pavia, Pavia, Italy

²² Dipartimento di Fisica dell'Università and Sezione INFN, Cagliari, Italy

²³ Dipartimento di Fisica dell'Università and Sezione INFN, Trieste, Italy

²⁴ Dipartimento di Fisica dell'Università and Sezione INFN, Turin, Italy

²⁵ Dipartimento di Fisica e Astronomia dell'Università and Sezione INFN, Bologna, Italy

²⁶ Dipartimento di Fisica e Astronomia dell'Università and Sezione INFN, Catania, Italy

²⁷ Dipartimento di Fisica e Astronomia dell'Università and Sezione INFN, Padova, Italy

²⁸ Dipartimento di Fisica 'E.R. Caianiello' dell'Università and Gruppo Collegato INFN, Salerno, Italy

²⁹ Dipartimento DISAT del Politecnico and Sezione INFN, Turin, Italy

³⁰ Dipartimento di Scienze MIFT, Università di Messina, Messina, Italy

³¹ Dipartimento Interateneo di Fisica 'M. Merlin' and Sezione INFN, Bari, Italy

³² European Organization for Nuclear Research (CERN), Geneva, Switzerland

- ³³ Faculty of Electrical Engineering, Mechanical Engineering and Naval Architecture, University of Split, Split, Croatia
- ³⁴ Faculty of Nuclear Sciences and Physical Engineering, Czech Technical University in Prague, Prague, Czech Republic
- ³⁵ Faculty of Physics, Sofia University, Sofia, Bulgaria
- ³⁶ Faculty of Science, P.J. Šafárik University, Košice, Slovak Republic
- ³⁷ Faculty of Technology, Environmental and Social Sciences, Bergen, Norway
- ³⁸ Frankfurt Institute for Advanced Studies, Johann Wolfgang Goethe-Universität Frankfurt, Frankfurt, Germany
- ³⁹ Fudan University, Shanghai, China
- ⁴⁰ Gangneung-Wonju National University, Gangneung, Republic of Korea
- ⁴¹ Gauhati University, Department of Physics, Guwahati, India
- ⁴² Helmholtz-Institut für Strahlen- und Kernphysik, Rheinische Friedrich-Wilhelms-Universität Bonn, Bonn, Germany
- ⁴³ Helsinki Institute of Physics (HIP), Helsinki, Finland
- ⁴⁴ High Energy Physics Group, Universidad Autónoma de Puebla, Puebla, Mexico
- ⁴⁵ Horia Hulubei National Institute of Physics and Nuclear Engineering, Bucharest, Romania
- ⁴⁶ HUN-REN Wigner Research Centre for Physics, Budapest, Hungary
- ⁴⁷ Indian Institute of Technology Bombay (IIT), Mumbai, India
- ⁴⁸ Indian Institute of Technology Indore, Indore, India
- ⁴⁹ INFN, Laboratori Nazionali di Frascati, Frascati, Italy
- ⁵⁰ INFN, Sezione di Bari, Bari, Italy
- ⁵¹ INFN, Sezione di Bologna, Bologna, Italy
- ⁵² INFN, Sezione di Cagliari, Cagliari, Italy
- ⁵³ INFN, Sezione di Catania, Catania, Italy
- ⁵⁴ INFN, Sezione di Padova, Padova, Italy
- ⁵⁵ INFN, Sezione di Pavia, Pavia, Italy
- ⁵⁶ INFN, Sezione di Torino, Turin, Italy
- ⁵⁷ INFN, Sezione di Trieste, Trieste, Italy
- ⁵⁸ Inha University, Incheon, Republic of Korea
- ⁵⁹ Institute for Gravitational and Subatomic Physics (GRASP), Utrecht University/Nikhef, Utrecht, Netherlands
- ⁶⁰ Institute of Experimental Physics, Slovak Academy of Sciences, Košice, Slovak Republic
- ⁶¹ Institute of Physics, Homi Bhabha National Institute, Bhubaneswar, India
- ⁶² Institute of Physics of the Czech Academy of Sciences, Prague, Czech Republic
- ⁶³ Institute of Space Science (ISS), Bucharest, Romania
- ⁶⁴ Institut für Kernphysik, Johann Wolfgang Goethe-Universität Frankfurt, Frankfurt, Germany
- ⁶⁵ Instituto de Ciencias Nucleares, Universidad Nacional Autónoma de México, Mexico City, Mexico
- ⁶⁶ Instituto de Física, Universidade Federal do Rio Grande do Sul (UFRGS), Porto Alegre, Brazil
- ⁶⁷ Instituto de Física, Universidad Nacional Autónoma de México, Mexico City, Mexico
- ⁶⁸ iThemba LABS, National Research Foundation, Somerset West, South Africa
- ⁶⁹ Jeonbuk National University, Jeonju, Republic of Korea
- ⁷⁰ Johann-Wolfgang-Goethe Universität Frankfurt Institut für Informatik, Fachbereich Informatik und Mathematik, Frankfurt, Germany
- ⁷¹ Korea Institute of Science and Technology Information, Daejeon, Republic of Korea
- ⁷² Laboratoire de Physique Subatomique et de Cosmologie, Université Grenoble-Alpes, CNRS-IN2P3, Grenoble, France
- ⁷³ Lawrence Berkeley National Laboratory, Berkeley, California, United States
- ⁷⁴ Lund University Department of Physics, Division of Particle Physics, Lund, Sweden
- ⁷⁵ Nagasaki Institute of Applied Science, Nagasaki, Japan
- ⁷⁶ Nara Women's University (NWU), Nara, Japan
- ⁷⁷ National and Kapodistrian University of Athens, School of Science, Department of Physics, Athens, Greece
- ⁷⁸ National Centre for Nuclear Research, Warsaw, Poland
- ⁷⁹ National Institute of Science Education and Research, Homi Bhabha National Institute, Jatni, India
- ⁸⁰ National Nuclear Research Center, Baku, Azerbaijan
- ⁸¹ National Research and Innovation Agency - BRIN, Jakarta, Indonesia
- ⁸² Niels Bohr Institute, University of Copenhagen, Copenhagen, Denmark
- ⁸³ Nikhef, National institute for subatomic physics, Amsterdam, Netherlands

- ⁸⁴ Nuclear Physics Group, STFC Daresbury Laboratory, Daresbury, United Kingdom
⁸⁵ Nuclear Physics Institute of the Czech Academy of Sciences, Husinec-Řež, Czech Republic
⁸⁶ Oak Ridge National Laboratory, Oak Ridge, Tennessee, United States
⁸⁷ Ohio State University, Columbus, Ohio, United States
⁸⁸ Physics department, Faculty of science, University of Zagreb, Zagreb, Croatia
⁸⁹ Physics Department, Panjab University, Chandigarh, India
⁹⁰ Physics Department, University of Jammu, Jammu, India
⁹¹ Physics Program and International Institute for Sustainability with Knotted Chiral Meta Matter (WPI-SKCM²), Hiroshima University, Hiroshima, Japan
⁹² Physikalisches Institut, Eberhard-Karls-Universität Tübingen, Tübingen, Germany
⁹³ Physikalisches Institut, Ruprecht-Karls-Universität Heidelberg, Heidelberg, Germany
⁹⁴ Physik Department, Technische Universität München, Munich, Germany
⁹⁵ Politecnico di Bari and Sezione INFN, Bari, Italy
⁹⁶ Research Division and ExtreMe Matter Institute EMMI, GSI Helmholtzzentrum für Schwerionenforschung GmbH, Darmstadt, Germany
⁹⁷ Saga University, Saga, Japan
⁹⁸ Saha Institute of Nuclear Physics, Homi Bhabha National Institute, Kolkata, India
⁹⁹ School of Physics and Astronomy, University of Birmingham, Birmingham, United Kingdom
¹⁰⁰ Sección Física, Departamento de Ciencias, Pontificia Universidad Católica del Perú, Lima, Peru
¹⁰¹ Stefan Meyer Institut für Subatomare Physik (SMI), Vienna, Austria
¹⁰² SUBATECH, IMT Atlantique, Nantes Université, CNRS-IN2P3, Nantes, France
¹⁰³ Sungkyunkwan University, Suwon City, Republic of Korea
¹⁰⁴ Suranaree University of Technology, Nakhon Ratchasima, Thailand
¹⁰⁵ Technical University of Košice, Košice, Slovak Republic
¹⁰⁶ The Henryk Niewodniczanski Institute of Nuclear Physics, Polish Academy of Sciences, Cracow, Poland
¹⁰⁷ The University of Texas at Austin, Austin, Texas, United States
¹⁰⁸ Universidad Autónoma de Sinaloa, Culiacán, Mexico
¹⁰⁹ Universidade de São Paulo (USP), São Paulo, Brazil
¹¹⁰ Universidade Estadual de Campinas (UNICAMP), Campinas, Brazil
¹¹¹ Universidade Federal do ABC, Santo Andre, Brazil
¹¹² Universitatea Nationala de Stiinta si Tehnologie Politehnica Bucuresti, Bucharest, Romania
¹¹³ University of Derby, Derby, United Kingdom
¹¹⁴ University of Houston, Houston, Texas, United States
¹¹⁵ University of Jyväskylä, Jyväskylä, Finland
¹¹⁶ University of Kansas, Lawrence, Kansas, United States
¹¹⁷ University of Liverpool, Liverpool, United Kingdom
¹¹⁸ University of Science and Technology of China, Hefei, China
¹¹⁹ University of South-Eastern Norway, Kongsberg, Norway
¹²⁰ University of Tennessee, Knoxville, Tennessee, United States
¹²¹ University of the Witwatersrand, Johannesburg, South Africa
¹²² University of Tokyo, Tokyo, Japan
¹²³ University of Tsukuba, Tsukuba, Japan
¹²⁴ Universität Münster, Institut für Kernphysik, Münster, Germany
¹²⁵ Université Clermont Auvergne, CNRS/IN2P3, LPC, Clermont-Ferrand, France
¹²⁶ Université de Lyon, CNRS/IN2P3, Institut de Physique des 2 Infinis de Lyon, Lyon, France
¹²⁷ Université de Strasbourg, CNRS, IPHC UMR 7178, F-67000 Strasbourg, France, Strasbourg, France
¹²⁸ Université Paris-Saclay, Centre d'Etudes de Saclay (CEA), IRFU, Département de Physique Nucléaire (DPhN), Saclay, France
¹²⁹ Université Paris-Saclay, CNRS/IN2P3, IJCLab, Orsay, France
¹³⁰ Università degli Studi di Foggia, Foggia, Italy
¹³¹ Università del Piemonte Orientale, Vercelli, Italy
¹³² Università di Brescia, Brescia, Italy
¹³³ Variable Energy Cyclotron Centre, Homi Bhabha National Institute, Kolkata, India
¹³⁴ Warsaw University of Technology, Warsaw, Poland
¹³⁵ Wayne State University, Detroit, Michigan, United States
¹³⁶ Yale University, New Haven, Connecticut, United States

¹³⁷ Yildiz Technical University, Istanbul, Turkey

¹³⁸ Yonsei University, Seoul, Republic of Korea

¹³⁹ Affiliated with an institute formerly covered by a cooperation agreement with CERN

¹⁴⁰ Affiliated with an international laboratory covered by a cooperation agreement with CERN.