

Leptogenesis and the relativistic degrees of freedom of the plasma

Dimitrios Karamitros,^{a,b,*} Thomas McKelvey^c and Apostolos Pilaftsis^c

^a*Helsinki Institute of Physics, University of Helsinki,
P.O. Box 64, FIN-00014, Helsinki, Finland*

^b*Department of Physics, University of Jyväskylä,
P.O.Box 35 (YFL), FIN-40014, Jyväskylä, Finland*

^c*Department of Physics and Astronomy, University of Manchester,
M13 9PL, Manchester, United Kingdom*

E-mail: dimitrios.d.karamitros@jyu.fi, thomas.mckelvey@manchester.ac.uk,
apostolos.pilaftsis@manchester.ac.uk

We investigate the impact of the temperature dependence of the *relativistic degrees of freedom* (dofs) of the plasma on lepton and baryon asymmetry. Motivated by the significant effect of the varying dofs on the *tri-resonant leptogenesis* particle model in low-scale leptogenesis, we show how this effect impacts the evolution of the lepton asymmetry in a simplified setup. We provide analytical approximations as well as numerical results showing that the simplified setup exhibits similar behavior as the concrete model. As the dofs enter the transport equations via the expansion rate of the Universe and the temperature of the plasma, we argue that any analysis must take these effects into account in order to be consistent.

*Proceedings of the Corfu Summer Institute 2024 "School and Workshops on Elementary Particle Physics and Gravity" (CORFU2024) 12 - 26 May, and 25 August - 27 September, 2024
Corfu, Greece*

*Speaker

© Copyright owned by the author(s) under the terms of the Creative Commons Attribution-NonCommercial-NoDerivatives 4.0 International License (CC BY-NC-ND 4.0). All rights for text and data mining, AI training, and similar technologies for commercial purposes, are reserved. ISSN 1824-8039. Published by SISSA Medialab.

<https://pos.sissa.it/>

1. Introduction

The matter-antimatter asymmetry of the Universe provides evidence of physics beyond the Standard Model (SM), with observations (e.g. by Planck [1]) measuring the Baryon Asymmetry of the Universe (BAU) to be $\eta_B \approx 6 \times 10^{-10}$.

It is well established that the three Sakharov conditions [2] are a necessary ingredient for the production of BAU. In addition, leptogenesis [3] offers a minimal explanation to BAU, by only extending the SM by heavy particles that seed lepton asymmetry, which is converted into a baryon asymmetry through $(B + L)$ -violating sphaleron transitions [4].

In many simple extensions, these additional particles have (CP-violating) Yukawa interactions with leptons, which can generate masses for the neutrinos via the *seesaw* mechanism [5–9], providing an additional motivation for particle models of baryogenesis through leptogenesis.

In this contribution, we focus on how the temperature dependence of the effective relativistic degrees of freedom (dofs) affects the evolution of the lepton asymmetry, since such effects are typically assumed to be negligible. As a concrete example, we summarize the findings of our previous works on a class of leptogenesis models [10, 11] in which we first observed these effects. To understand their origin and provide a more intuitive picture, we focus on a simplified version of the transport equations in which we can obtain analytical approximations for the evolution of the neutrino and lepton asymmetry densities. This is a simple exercise that shows how the temperature dependence of the dofs affects the baryon asymmetry.

The text is organized as follows. In Section 2, we show the results of the so-called “tri-resonant leptogenesis” (TRL) class of models [10, 11]. In Section 3, we study a simplified set of evolution equations for the heavy-neutrino and lepton asymmetry densities, providing both results from their numerical integration and analytical approximations. In Section 4, we concisely present our conclusions.

2. A concrete realization: Tri-Resonant Leptogenesis

2.1 The setup of “Resonant Leptogenesis”

Due to the lightness of the SM neutrinos, it is typical to expect heavy-neutrino masses at the scale of Grand Unified Theory (GUT), which is a typical issue in leptogenesis. As a result, since the interactions between the light and heavy neutrino species are suppressed by the heavy-neutrino masses, the experimental detection becomes improbable. An elegant solution to this issue is provided by the framework of *Resonant Leptogenesis* (RL) [12–14], in which the CP asymmetry is enhanced through the mixing of near-degenerate heavy-neutrinos that satisfy

$$|m_{N_\alpha} - m_{N_\beta}| \simeq \frac{1}{2} \Gamma_{\alpha,\beta} . \quad (1)$$

Here, m_{N_α} and Γ_α are the mass and decay width of the heavy neutrino species N_α , respectively. It is noteworthy that RL can achieve the observed BAU with m_{N_α} at sub-TeV scales whilst maintaining agreement with the measurements of neutrino oscillation parameters, providing a natural and testable framework for both BAU and neutrino mass problems.

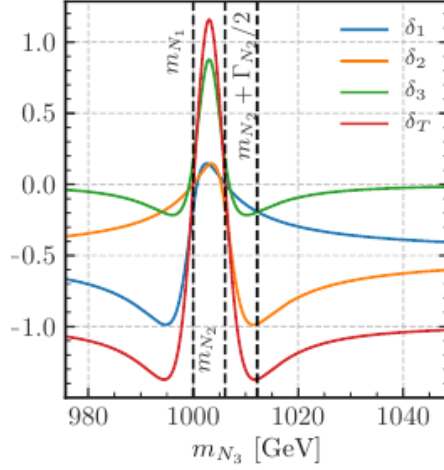


Figure 1: The parameter δ_α for each N_α , as a function of the heaviest neutrino mass, m_{N_3} . The values of $m_{N_{1,2}}$ are chosen to satisfy the resonance condition (1). The parameter δ_T is the sum of all, $\delta_T = \sum_\alpha \delta_\alpha$.

2.2 The Tri-Resonant Leptogenesis class of models

In the TRL, introduced in ref. [10] and further studied in ref. [11], the CP asymmetry is maximized through constructive interference of all heavy neutrinos, which allows for the baryon asymmetry to be generated with larger-scale Yukawa couplings.

The relevant TRL Lagrangian terms are

$$-\mathcal{L}^{\nu R} = \mathbf{h}_{ij}^\nu \bar{L}_i \tilde{\Phi} \nu_{R,j} + \frac{1}{2} \bar{\nu}_{R,i}^C (\mathbf{m}_M)_{ij} \nu_{R,j} + \text{H.c.} , \quad (2)$$

where $L_i = (\nu_{iL}, e_{iL})^\top$ the left-handed $\text{SU}(2)_L$ lepton doublets, and $\tilde{\Phi} = i\sigma_2 \Phi^*$ the weak-isospin-conjugate Higgs doublet.

It can be shown [10] that the SM neutrinos acquire masses given by

$$\mathbf{m}^\nu = -\frac{v^2}{2m_N} \left(\mathbf{h}^\nu (\mathbf{h}^\nu)^\top + \mathcal{O} \left(\frac{\Delta \mathbf{m}_M}{m_N} \right) \right) . \quad (3)$$

Hence, for singlet neutrinos with a near-degenerate mass spectrum, the SM neutrino mass matrix can approximately vanish by demanding

$$\mathbf{h}^\nu (\mathbf{h}^\nu)^\top = \mathbf{0}_3 . \quad (4)$$

This motivates the central assumption of TRL

$$\mathbf{h}_0^\nu = \begin{pmatrix} a & a\omega & a\omega^2 \\ b & b\omega & b\omega^2 \\ c & c\omega & c\omega^2 \end{pmatrix} , \quad (5)$$

where $a, b, c \in \mathbb{C}$, and ω are the generators of the discrete group \mathbb{Z}_6 (or \mathbb{Z}_3). This simple symmetric Yukawa structure suppresses the SM neutrino masses without requiring GUT-scale m_N , while providing a CP asymmetry that is enough to explain BAU observations.

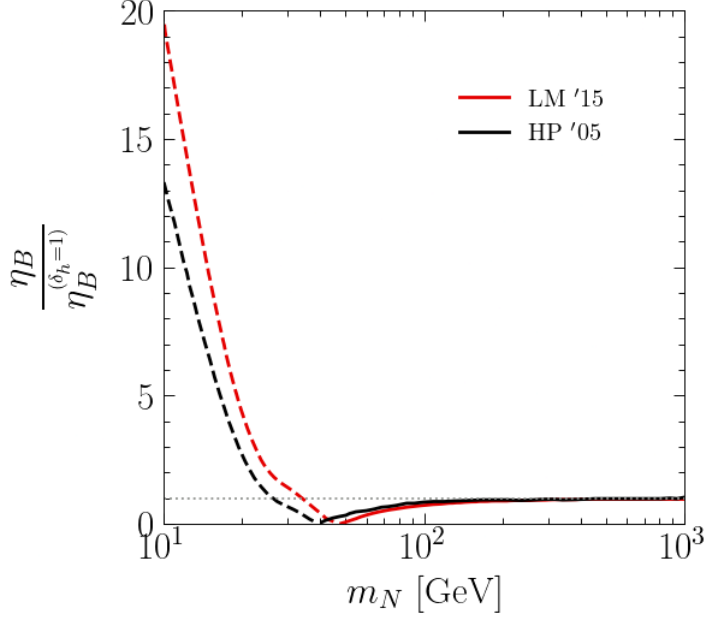


Figure 2: The ratio of the BAU produced in TRL between varying (η_B) and constant ($\eta_B^{(\delta_h=1)}$) dofs as a function of the neutrino mass scale, m_N . The two lines correspond to different computations of the temperature depended quantities of the plasma; with red and black corresponding to Laine and Meyer [18] and Hindmarsh and Philipsen [19], respectively. Also, solid (dashed) lines show a positive (negative) ratio.

The production of BAU is mostly proportional to $\delta_{1,2,3}$ (see e.g. [10, 15]), which quantify the CP-asymmetry generated by the CP violating decays of the heavy-neutrinos, $N_{1,2,3}$. For concreteness, in Fig. (1) we show the typical values of $\delta_{1,2,3}$ that we find viable SM neutrino masses and BAU. It is noteworthy that maximum of $\delta_T = \sum_{\alpha} \delta_{\alpha}$ close or above unity is generic in TRL, at any mass scale, m_{N_1} , as long as all masses satisfy the resonance condition (1).

2.3 Leptogenesis and the varying dofs in TRL

In our works on the TRL, we followed several previous analyses (e.g. [14, 16, 17]) to derive the semi-classical Boltzmann equations [10] as well as the flavor covariant transport equations [11] that take into account the contributions from coherent neutrino oscillation.¹ The main difference between our works and previous analyses, is the consistent inclusion of all terms associated with the temperature dependence of the dofs, and the careful analysis of their contribution to the evolution of both the neutrino and lepton asymmetry densities.

Our results in both analyses can be summarized in Fig. (2), which shows the ratio of η_B with varying (η_B) and constant ($\eta_B^{(\delta_h=1)}$) dofs as a function of the neutrino mass scale, m_N , extracted from ref. [11]. The red and black lines correspond two different computations [18, 19] of plasma thermodynamic quantities (e.g. pressure, energy, and entropy densities), while the solid (dashed) lines indicate a positive (negative) ratio. As can be seen, for $m_N \lesssim 100$ GeV the difference becomes

¹The physics behind the evolution equations is pivotal in understanding the details of the particle and QFT view of leptogenesis, but it is out of the scope of this proceedings contribution.

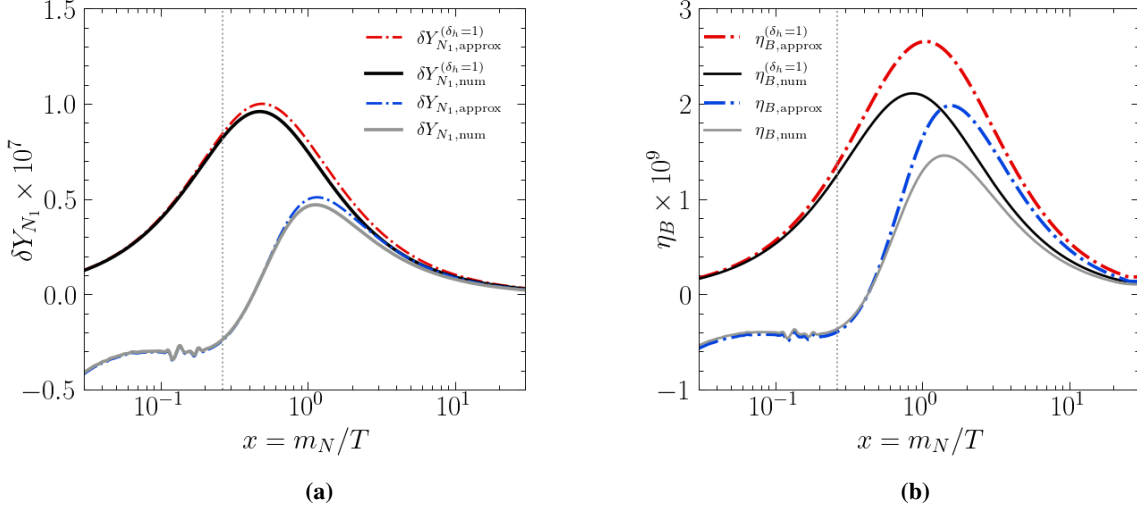


Figure 3: The right (left) panel shows the evolution of the baryon asymmetry (neutrino deviation from equilibrium) in TRL for $m_N = 35$ GeV and $|\mathbf{h}^\nu| \sim 10^{-4}$. The solid lines correspond to numerical solution of the transport equations, while the dot-dashed lines correspond to the attractive semi-analytical approximations. In gray and blue (black and red) are shown these quantities for varying (constant) dofs. The vertical line shows a typical choice for the sphaleron decoupling temperature, $T_{\text{sph}} = 132$ GeV.

significant, with $m_N \approx 40$ GeV being a turning point in which η_B goes to zero. For $m_N \lesssim 40$ GeV the ratio also exhibits a sign change, something that does not occur if we do not consider varying dofs. It is worth mentioning that neglecting the coherent neutrino oscillations (as in ref. [10]) yields almost identical ratio, including the turning point at $m_N \approx 40$ GeV and the sign change for $m_N \lesssim 40$ GeV.

We point out that the results we observe do not seem to be attributed to numerical errors or instabilities, as we have employed a number of different methods for solving the transport equations that include explicit, semi-implicit, and implicit Runge-Kutta methods provided by several available tools [20, 21]. Moreover, due to the well-documented attractive nature of the transport equations (see, e.g. [10, 14, 15]), we are able to approximately solve for the evolution of both the N_1 deviation from equilibrium (δY_N) and lepton-asymmetry without relying on numerical methods, just by requiring that the right-hand-side of the transport equations nearly vanishes. This is exemplified in Fig. (3), which shows that the fully numerical solutions and the approximations are in agreement. ²

3. Impact of varying degrees of freedom is generic

In this section we aim to shed some light on the results we obtained for TRL, by modeling the complete set of transport equations with a simple system that consists of a neutrino and a lepton component. To make the evolution as simple as possible, we only include the neutrino decay rate (Γ_N) – including the real-intermediate part of the $2 \rightarrow 2$ scatterings needed [22] to obey the Sakharov equilibrium condition [2] – and the associated CP-violation (δ_N). Thus, for the sake of simplicity, we neglect terms that include lepton back-reactions, neutrino coherent oscillations, and

²We only show δY_{N_1} , but the behavior is similar for the other neutrinos as well.

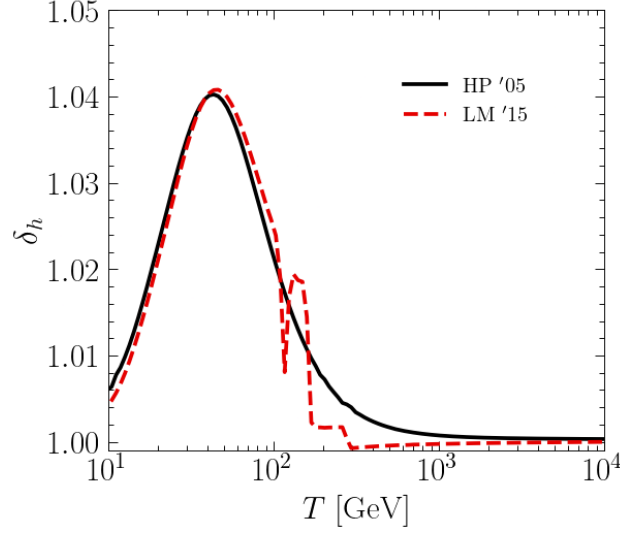


Figure 4: the values of δ_h of two tabulations provided by Hindmarsh and Philipsen [19] (black solid line) and Laine and Meyer [18] (red dashed line).

scatterings. Such terms can affect the quantitative results, but this simple system has the elements needed to capture the quantitative picture of leptogenesis.

3.1 Simple set of equations

The equations that govern the evolution of this system is

$$\frac{dY_N}{dx} = -\delta_h \frac{K_1(x)}{K_2(x)} \frac{\Gamma_N}{xH(x)} (Y_N - Y_N^{\text{eq}}) \quad (6)$$

$$\frac{d\eta_L}{dx} = \frac{\Gamma_N}{H(x)} \frac{K_1(x)}{2x\zeta(3)} (\delta_N \delta Y_N - 2/3 \eta_L) - 3 \frac{\eta_L}{x} (\delta_h - 1), \quad (7)$$

where $x = m_N/T$, $Y_N = n_N/s$ (s is the entropy density) and Y_N^{eq} its equilibrium value, $\delta Y_N = Y_N/Y_N^{\text{eq}} - 1$, and $\delta_h = 1 + \frac{1}{3} \frac{d \ln h_{\text{eff}}}{\ln T}$ (h_{eff} is the dofs as defined through s). Notice that the equations present in the literature typically set $\delta_h = 1$, corresponding to constant h_{eff} . These equations can be solved numerically. However, we note that Y_N – and its difference from Y_N^{eq} – can acquire extremely small values that could cause numerical instabilities and “round off” errors. Moreover, we note that what drives the lepton-asymmetry production is δY_N . Therefore, instead of solving directly eq. (6), we may express it in a way that is better suited for numerical computations as well as physically meaningful:

$$\frac{d\delta Y_N}{dx} = -\frac{K_1(x)}{K_2(x)} \left[1 + \left(1 - \frac{\Gamma_N}{xH(x)} \right) \delta Y_N \right] - 3 \frac{\delta Y_N + 1}{x} (\delta_h - 1) \quad (8)$$

3.2 Analytical approximations

3.2.1 Approximation close to the initial condition

Before solving numerically eqs. (8) and (7), it would be helpful to show the analytical approximations we obtain under some circumstances. Focusing on initial conditions $\eta_L = \delta Y_N = 0$ at

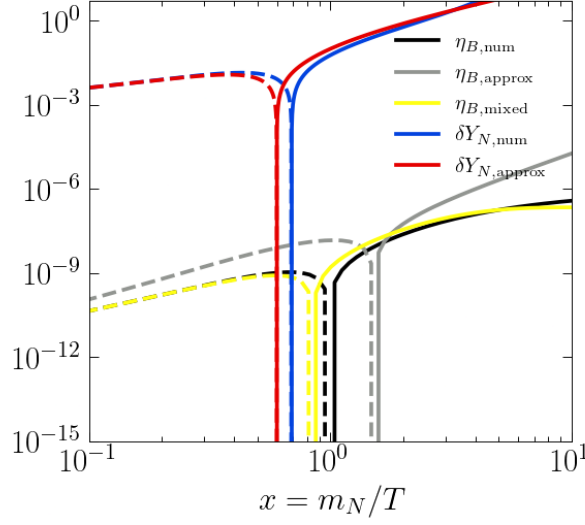


Figure 5: The evolution of η_B and δY_N for $m_N = 35$ GeV, $\Gamma_N = 10^{-21}$ GeV, and $\delta_N = -1$. The numerical solution for η_B (δY_N) is shown in black (blue), while the approximation in gray (red). The yellow line corresponds to using the analytical approximation of δY_N and numerically integrating eq. (7). Solid (dashed) lines correspond to positive (negative) values.

$x \rightarrow 0$, we can express eqs. (8) and (7) as

$$\frac{d\delta Y_N}{dx} \approx \frac{x}{2} - 3(\delta_h - 1) \quad (9)$$

$$\frac{d\eta_L}{dx} \approx \frac{\Gamma_N}{H(x)} \frac{\delta_N}{2x^2 \zeta(3)} \delta Y_N. \quad (10)$$

These equations show that, initially, δY_N can obtain both positive and negative values depending on the magnitude of δ_h . In Fig. (4), we show the temperature dependence of $\delta_h - 1$ computed by two different groups [18, 19]. These two computations differ numerically, but they both show an increase at $T \approx 100$ GeV, which can push δY_N to obtain negative values. Furthermore, since $\frac{d\eta_L}{dx} \sim \delta Y_N$, the sign of δY_N directly affects whether initially η_L will be positive or negative. This behavior is reflected in the approximate solutions of eqs. (9) and (10),

$$\delta Y_N \approx \frac{x^2 - x_0^2}{2} + \ln \left(\frac{h_{\text{eff}}(x)}{h_{\text{eff}}(x_0)} \right) \quad (11)$$

$$\eta_L \approx \frac{\Gamma_N}{H|_{T=m_N}} \frac{\delta_N}{2\zeta(3)} (x - x_0) \left[\frac{(x - x_0)(x + 2x_0)}{12} + \ln \left(\frac{h_{\text{eff}}(x)}{h_{\text{eff}}(x_0)} \right) \right]. \quad (12)$$

We note that we keep $x_0 \ll 1$ as the point at which we set the initial condition. Also, to obtain an analytical solution for η_L , we have to assume constant dofs. However, since the main impact comes from δY_N , the approximation eq. (12) captures the relevant behavior.

In Fig. (5) we show the evolution of δY_N and $\eta_B = -\frac{28}{51}\eta_L$. In this figure, approximation (11) is in good agreement with the numerical solution of eq. (8). Due to the assumption of constant dofs in obtaining eq. (12), the numerical values between the approximation and the numerical solution

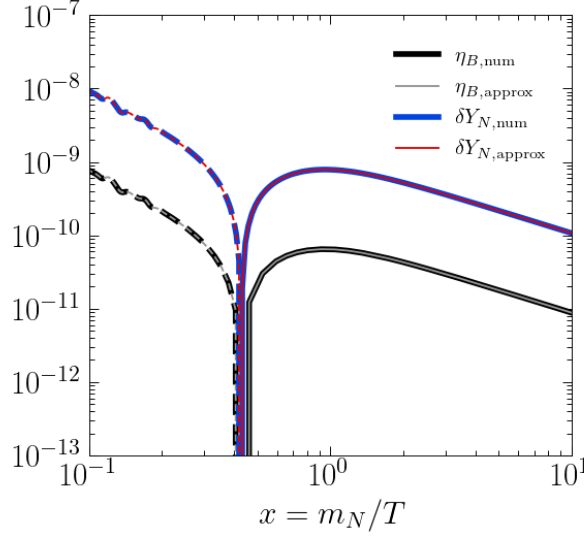


Figure 6: The evolution of η_B and δY_N for $m_N = 35$ GeV, $\Gamma_N = 10^{-6}$ GeV, and $\delta_N = -0.1$. The numerical solution for η_L (δY_N) is shown in black (blue), while the approximation in gray (red). Solid (dashed) lines correspond to positive (negative) values.

of eq. (7) deviate, but eq. (12) still shows similar qualitative behavior as the numerical integration of eq. (7). To properly take into account the varying dofs, we can use the approximation (11) to numerically integrate eq. (7) (yellow line), which results in better agreement with the fully numerical result. We note that the approximations (11) and (12) rely on relatively low values of Γ_N . Increasing it, pushes δY_N and η_L to their attractive solutions mentioned previously.

3.2.2 Attractive solution

The attractive solutions of eqs. (8) and (7) are obtained by demanding that their right-hand-sides remain close to zero. The attractive solutions are reached if the system has enough time to allow the derivative to change sign. Once this happens, any change in η_L or δY_N causes the corresponding derivative to change sign in the opposite direction. This behavior is extensively discussed in the literature (e.g. [10, 14, 15]), and results in an independence from the initial conditions in most situations. The attractive solutions of eqs. (8) and (7) are

$$\delta Y_N \approx \frac{\frac{K_1(x)}{K_2(x)}x + 3(1 - \delta_h)}{\left(\frac{\Gamma_N}{xH} - 1\right) \frac{K_1(x)}{K_2(x)}x - 3(1 - \delta_h)} \quad (13)$$

$$\eta_L \approx \frac{3}{2} \frac{\frac{\Gamma_N K_1(x)}{3\zeta(3)H}}{\frac{\Gamma_N K_1(x)}{3\zeta(3)H} + 3(1 - \delta_h)} \delta_N \delta Y_N. \quad (14)$$

These approximations again show the possibility to have both positive and negative δY_N , which directly affects the sign of η_L . Fig. (6) demonstrates a case in which both δY_N and $\eta_B = -\frac{28}{51}\eta_L$

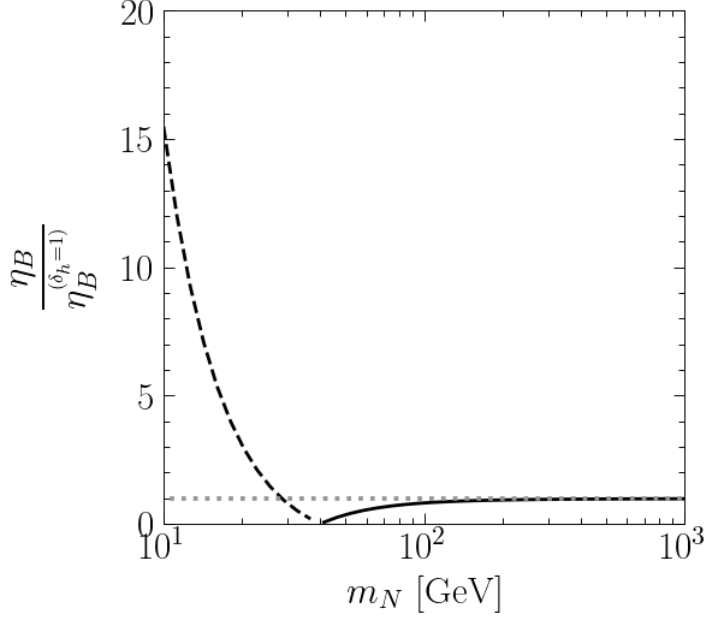


Figure 7: The ratio of the BAU produced (in this simplified system) between varying (η_B) and constant ($\eta_B^{(\delta_h=1)}$) dofs as a function of the neutrino mass scale, m_N , for $\Gamma_N = 4 \times 10^{-8} m_N$ and $\delta_N = 1$. The result is obtained using the dofs computed in ref. [19]. The solid (dashed) line denote positive (negative) ratio.

change sign during their evolution, and also the remarkable agreement between the attractive solutions and the numerical integration.

3.3 Numerical results

The approximations presented offer a better understanding on the origin of the impact the varying dofs, especially δ_h , on the evolution of both δY_N and η_L . Moreover, they both show that η_L agrees with Sakharov conditions, as it is proportional to $\delta_N \times \delta Y_N$.

In Fig. (7), we show the BAU generated using different values of m_N . In complete analogy to the TRL case, Fig. (2), we observe that the impact of the varying dofs ($\delta_h \neq 1$) becomes significant for $m_N \lesssim 100$ GeV, with a sign change at $m_N \approx 40$ GeV. This implies that the impact of the temperature dependence of the dofs is model-independent. This is not surprising, since the dofs enter the transport equations regardless of the interactions between heavy-neutrinos and leptons.

As a final remark, we would like to emphasize that eqs. (6) and (8) are completely equivalent. However, they may behave differently when integrated numerically, because the former can exhibit undesirable numerical artifacts. In Fig. (8), we compare the evolution of δY_N obtained by solving eq. (8) (black) and eq. (6) (red).³ In Fig. (8a), both solutions agree, with the latter exhibiting an unstable behavior for $x \gtrsim 10$. In Fig. (8b), the two solutions agree only for $x \lesssim 0.3$, with the solution of eq. (6) quickly becoming irregular. The only difference between Figs. (8a) and (8b) is

³To produce these figures, we use the “BDF” method [23] found in the `solve_ivp` module of `scipy` with `atol = rtol = 10-13`. These are extreme values for `atol` and `rtol`, but lower values have a hard time stabilizing eq. (6). Similarly, the BDF method is one of the few available methods that can solve eq. (6). On the other hand, eq. (8) is better suited for more numerical methods and can achieve stability with lower values of `atol` and `rtol`.

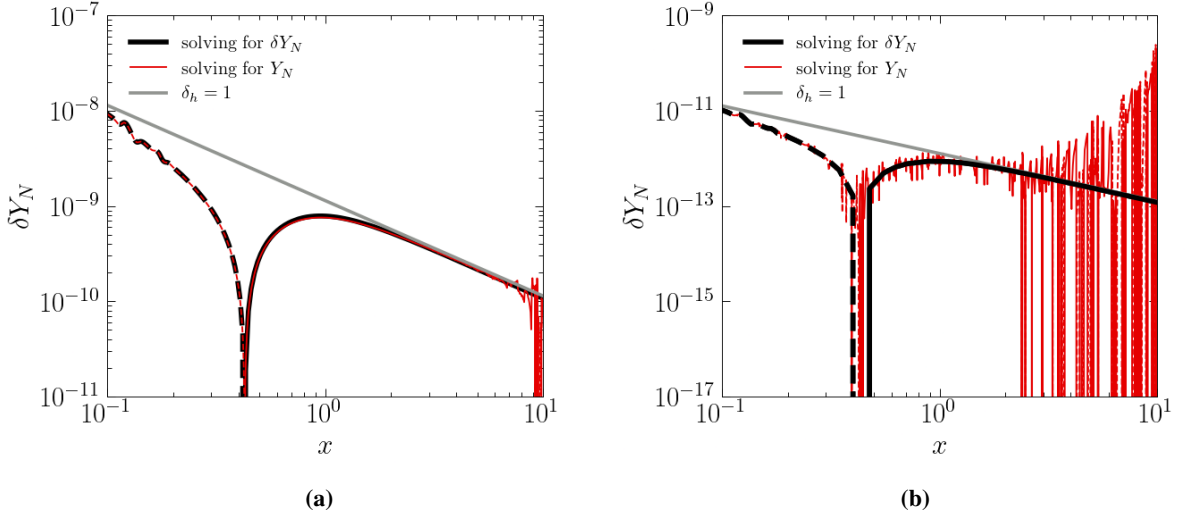


Figure 8: The evolution of δY_N obtained by solving eq. (8) (black) and eq. (6) (red), and setting constant dofs (gray) for $m_N = 35$ GeV with **a)** $\Gamma_N = 10^{-6}$ GeV and **b)** $\Gamma_N = 10^{-3}$ GeV

the value of Γ_N , which indicates that the instability depends on the parameters of the model at hand. Therefore, apart from being a more physical choice, eq. (8) is numerically friendly and produces more reliable results.

4. Conclusions

We have studied how the process of leptogenesis is affected by the consistent inclusion of the temperature dependence of the relativistic degrees of freedom of the plasma.

In Section 2, we have shown the impact in a concrete model that produces the observed BAU as well as naturally explain the SM neutrino masses. We presented that, although different computations of the dofs result in slightly different numerical results, the qualitative effect of the varying dofs persists. We also demonstrated that our numerical computations agree with semi-analytical estimates, indicating that the effect we observe is not caused by numerical instabilities.

In Section 3, we focused on two evolution equations that model a simple neutrino-lepton system. We provided analytical approximations for the evolution of δY_N and η_L that capture the behavior of numerical results while showing how the dofs affect them. We showed that the ratio of the produced BAU between the varying and constant dofs follows the same pattern as our concrete TRL model, indicating that the impact of the varying dofs is model independent. We also showed that, although there are different ways we can express the evolution equations, we should be careful of the form we choose to use, as it may suffer from numerical instabilities.

In closing, we emphasize that this contribution builds on [10, 11] to provide a model-independent argument for the impact of the temperature dependence of the dofs on the production of BAU. Arguably, we have shown that our previously obtained results seem to be intrinsic to the transport equations. Therefore, future analyses must include these effects regardless of the model, especially if the lepton asymmetry is produced close or below the electroweak scale. As the precision of cosmological measurements is constantly improving – such as the recent results

from the ACT collaboration [24] – details regarding the transport equations become more relevant. Therefore, phenomenological analyses that consistently take into account all relevant effects, including the varying dofs, are bound to play an important role in our predictions and design of new experiments.

Acknowledgements

The work of AP is supported in part by the Lancaster-Manchester-Sheffield Consortium for Fundamental Physics, under STFC Research Grant ST/T001038/1. TM acknowledges support from the STFC Doctoral Training Partnership under STFC training grant ST/V506898/1.

References

- [1] **Planck** Collaboration, N. Aghanim et al., *Planck 2018 results. VI. Cosmological parameters*, *Astron. Astrophys.* **641** (2020) A6, [[arXiv:1807.06209](#)]. [Erratum: *Astron. Astrophys.* 652, C4 (2021)].
- [2] A. D. Sakharov, *Violation of CP Invariance, C asymmetry, and baryon asymmetry of the universe*, *Pisma Zh. Eksp. Teor. Fiz.* **5** (1967) 32–35.
- [3] M. Fukugita and T. Yanagida, *Baryogenesis without grand unification*, *Phys. Lett.* **B174** (1986) 45.
- [4] V. Kuzmin, V. Rubakov, and M. Shaposhnikov, *On anomalous electroweak baryon-number non-conservation in the early universe*, *Physics Letters B* **155** (1985), no. 1 36–42.
- [5] P. Minkowski, $\mu \rightarrow e\gamma$ at a Rate of One Out of 10^9 Muon Decays?, *Phys. Lett.* **67B** (1977) 421–428.
- [6] T. Yanagida, *Horizontal gauge symmetry and masses of neutrinos*, *Conf. Proc.* **C7902131** (1979) 95–99.
- [7] R. N. Mohapatra and G. Senjanovic, *Neutrino Mass and Spontaneous Parity Nonconservation*, *Phys. Rev. Lett.* **44** (1980) 912.
- [8] M. Gell-Mann, P. Ramond, and R. Slansky, *Complex Spinors and Unified Theories*, *Conf. Proc.* **C790927** (1979) 315–321, [[arXiv:1306.4669](#)].
- [9] J. Schechter and J. W. F. Valle, *Neutrino Masses in $SU(2) \otimes U(1)$ Theories*, *Phys. Rev. D* **22** (1980) 2227.
- [10] P. C. da Silva, D. Karamitros, T. McKelvey, and A. Pilaftsis, *Tri-resonant leptogenesis in a seesaw extension of the Standard Model*, *JHEP* **11** (2022) 065, [[arXiv:2206.08352](#)].
- [11] D. Karamitros, T. McKelvey, and A. Pilaftsis, *Varying entropy degrees of freedom effects in low-scale leptogenesis*, *Phys. Rev. D* **109** (2024), no. 5 055007, [[arXiv:2310.03703](#)].

- [12] A. Pilaftsis, *CP violation and baryogenesis due to heavy Majorana neutrinos*, *Phys. Rev. D* **56** (1997) 5431–5451, [[hep-ph/9707235](#)].
- [13] A. Pilaftsis and T. E. J. Underwood, *Resonant leptogenesis*, *Nucl. Phys. B* **692** (2004) 303–345, [[hep-ph/0309342](#)].
- [14] A. Pilaftsis and T. E. J. Underwood, *Electroweak-scale resonant leptogenesis*, *Phys. Rev. D* **72** (2005) 113001, [[hep-ph/0506107](#)].
- [15] F. F. Deppisch and A. Pilaftsis, *Lepton Flavour Violation and θ_{13} in Minimal Resonant Leptogenesis*, *Phys. Rev. D* **83** (2011) 076007, [[arXiv:1012.1834](#)].
- [16] G. Sigl and G. Raffelt, *General kinetic description of relativistic mixed neutrinos*, *Nucl. Phys. B* **406** (1993) 423–451.
- [17] P. S. Bhupal Dev, P. Millington, A. Pilaftsis, and D. Teresi, *Flavour Covariant Transport Equations: an Application to Resonant Leptogenesis*, *Nucl. Phys. B* **886** (2014) 569–664, [[arXiv:1404.1003](#)].
- [18] M. Laine and M. Meyer, *Standard Model thermodynamics across the electroweak crossover*, *JCAP* **07** (2015) 035, [[arXiv:1503.04935](#)].
- [19] M. Hindmarsh and O. Philipsen, *WIMP dark matter and the QCD equation of state*, *Phys. Rev. D* **71** (2005) 087302, [[hep-ph/0501232](#)].
- [20] D. Karamitros, *NaBBODES: Not a Black Box Ordinary Differential Equation Solver in C++*, 2019.
- [21] P. Virtanen, R. Gommers, T. E. Oliphant, M. Haberland, T. Reddy, D. Cournapeau, E. Burovski, P. Peterson, W. Weckesser, J. Bright, S. J. van der Walt, M. Brett, J. Wilson, K. J. Millman, N. Mayorov, A. R. J. Nelson, E. Jones, R. Kern, E. Larson, C. J. Carey, Í. Polat, Y. Feng, E. W. Moore, J. VanderPlas, D. Laxalde, J. Perktold, R. Cimrman, I. Henriksen, E. A. Quintero, C. R. Harris, A. M. Archibald, A. H. Ribeiro, F. Pedregosa, P. van Mulbregt, and SciPy 1.0 Contributors, *SciPy 1.0: Fundamental Algorithms for Scientific Computing in Python*, *Nature Methods* **17** (2020) 261–272.
- [22] E. W. Kolb and S. Wolfram, *Baryon Number Generation in the Early Universe*, *Nucl. Phys. B* **172** (1980) 224. [Erratum: *Nucl.Phys.B* 195, 542 (1982)].
- [23] C. F. Curtiss and J. O. Hirschfelder, *Integration of stiff equations**, *Proceedings of the National Academy of Sciences* **38** (1952), no. 3 235–243, [<https://www.pnas.org/doi/pdf/10.1073/pnas.38.3.235>].
- [24] ACT Collaboration, E. Calabrese et al., *The Atacama Cosmology Telescope: DR6 Constraints on Extended Cosmological Models*, [arXiv:2503.14454](#).