

Prompt inclusive production of J/ψ , ψ' and χ_c mesons at $\sqrt{s} = 68.5$ GeV energy within NRQCD k_t -factorization approach

Anna Cisek^{1,*} and Antoni Szczurek^{2,†}

¹*Faculty of Exact and Technical Sciences, University of Rzeszów,
ul. Pigońia 1, PL-35-310 Rzeszów, Poland*

²*Institute of Nuclear Physics, Polish Academy of Sciences,
ul. Radzikowskiego 152, PL-31-342 Kraków, Poland*

Abstract

We discuss prompt production of J/ψ mesons in proton-proton collisions at the $\sqrt{s} = 68.5$ GeV energy within NRQCD k_t -factorization approach using different unintegrated gluon distributions functions (UGDFs). We include both direct color-singlet production ($gg \rightarrow J/\psi g$) as well as a feed-down from $\chi_c \rightarrow J/\psi \gamma$ and $\psi' \rightarrow J/\psi X$ decays. The production of the decaying mesons χ_c or ψ' is also calculated within NRQCD k_t -factorization approach. Differential distributions in rapidity and transverse momentum of J/ψ are calculated and compared with experimental data of the LHCb collaborations. The LHCb fixed target data allow to test UGDFs in a new range of x .

PACS numbers: 12.38.-t, 13.60Le, 13.85Ni, 14.40.-n

*Electronic address: acisek@ur.edu.pl

†Electronic address: antoni.szczurek@ifj.edu.pl

I. INTRODUCTION

The production of J/ψ in proton-proton collisions is known as a rather challenging task. The color singlet leading-order collinear approach gives much smaller cross section than measured at Fermilab or the LHC. Often color octet contributions must be introduced to describe experimental data. Different authors use different long distance matrix elements to get a satisfactory description of the data. Here we shall concentrate on prompt J/ψ production, i.e. the decays of b and \bar{b} (or rather B and \bar{B}) will be neglected. The direct production is not sufficient and one has to include also production and decays of other quarkonia which give sizeable contribution.

Some time ago we have shown that the k_t -factorization approach with nonrelativistic approximation and unintegrated gluon distributions provide a quite good description of the world data [1]. This is because the k_t -factorization approach includes effectively higher-order QCD corrections.

In the present studies we wish to test how good is such an approach at lower energies. A few years ago the LHCb collaboration presented a first result for so-called fixed target experiments using the so-called SMOG device. In this analysis neon target was used and the data was divided by $A = 20$ and present for one nucleon. An updated result was published in [2] (see also [3]). So far the unintegrated UGDFs were tested in different processes rather at energies in which one is sensitive to the region of not too high longitudinal momentum fractions carried by gluon in the proton (nucleon). The region of UGDFs at larger values of x was not well tested so far. Therefore the relatively new fixed target data give a chance for such tests. A first test will be done here.

II. FORMALISM

In our calculation we completely neglect all nuclear effects that should be rather small for $A = 20$.

A. Direct production

The main color-singlet mechanism of J/ψ meson production is illustrated in Fig.1. In this case J/ψ is produced directly in association with an extra “hard” gluon due to C-

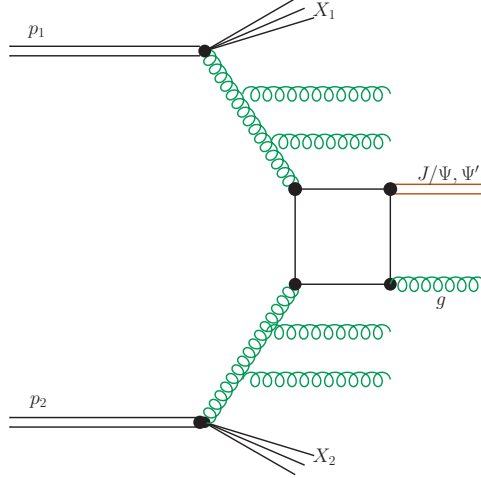


FIG. 1: The diagram for direct J/ψ (ψ') meson production in the k_t -factorization approach.

parity conservation.

We calculate the dominant color-singlet $gg \rightarrow J/\psi g$ contribution taking into account transverse momenta of initial gluons. In the k_t -factorization approach the differential cross section can be written as:

$$\frac{d\sigma(pp \rightarrow J/\psi g X)}{dy_{J/\psi} dy_g d^2 p_{J/\psi,t} d^2 p_{g,t}} = \frac{1}{16\pi^2 \hat{s}^2} \int \frac{d^2 q_{1t}}{\pi} \frac{d^2 q_{2t}}{\pi} \overline{|\mathcal{M}_{g^*g^* \rightarrow J/\psi g}^{off-shell}|^2} \times \delta^2(\vec{q}_{1t} + \vec{q}_{2t} - \vec{p}_{H,t} - \vec{p}_{g,t}) \mathcal{F}_g(x_1, q_{1t}^2, \mu^2) \mathcal{F}_g(x_2, q_{2t}^2, \mu^2) \quad (2.1)$$

where \mathcal{F}_g are unintegrated gluon distributions functions.

The corresponding matrix element squared for the $gg \rightarrow J/\psi g$ is

$$|\mathcal{M}_{gg \rightarrow J/\psi g}|^2 \propto \alpha_s^3 |R(0)|^2. \quad (2.2)$$

Running coupling constants are used in the present calculation. Different combinations of renormalization scales were tried. We decided to use:

$$\alpha_s^3 \rightarrow \alpha_s(\mu_1^2) \alpha_s(\mu_2^2) \alpha_s(\mu_3^2), \quad (2.3)$$

where $\mu_1^2 = \max(q_{1t}^2, m_t^2)$, $\mu_2^2 = \max(q_{2t}^2, m_t^2)$ and $\mu_3^2 = m_t^2$. Here m_t is the J/ψ transverse mass. The factorization scale in the calculation was taken as $\mu_F^2 = (m_t^2 + p_{t,g}^2)/2$.

B. J/ψ from decays

Similarly we do calculation for P-wave χ_c meson production. Here the lowest-order subprocess $gg \rightarrow \chi_c$ is allowed by positive C-parity of χ_c mesons. In the k_t -factorization

approach the leading-order cross section for the χ_c meson production can be written somewhat formally as:

$$\sigma_{pp \rightarrow \chi_c} = \int \frac{dx_1}{x_1} \frac{dx_2}{x_2} \frac{d^2q_{1t}}{\pi} \frac{d^2q_{2t}}{\pi} \delta\left((q_1 + q_2)^2 - M_{\chi_c}^2\right) \sigma_{gg \rightarrow H}(x_1, x_2, q_1, q_2) \times \mathcal{F}_g(x_1, q_{1t}^2, \mu_F^2) \mathcal{F}_g(x_2, q_{2t}^2, \mu_F^2), \quad (2.4)$$

where \mathcal{F}_g are unintegrated (or transverse-momentum-dependent) gluon distributions and $\sigma_{gg \rightarrow \chi_c}$ is $gg \rightarrow \chi_c$ (off-shell) cross section. The situation is illustrated diagrammatically in Fig.2.

The matrix element squared for the $gg \rightarrow \chi_c$ subprocess is

$$|\mathcal{M}_{gg \rightarrow \chi_c}|^2 \propto \alpha_s^2 |R'(0)|^2. \quad (2.5)$$

After some manipulation:

$$\sigma_{pp \rightarrow \chi_c} = \int dy d^2p_t d^2q_t \frac{1}{sx_1 x_2} \frac{1}{m_{t, \chi_c}^2} |\overline{\mathcal{M}_{g^*g^* \rightarrow \chi_c}}|^2 \mathcal{F}_g(x_1, q_{1t}^2, \mu_F^2) \mathcal{F}_g(x_2, q_{2t}^2, \mu_F^2) / 4, \quad (2.6)$$

that can be also used to calculate rapidity and transverse momentum distribution of the χ_c mesons.

In the last equation: $\vec{p}_t = \vec{q}_{1t} + \vec{q}_{2t}$ is transverse momentum of the χ_c meson and $\vec{q}_t = \vec{q}_{1t} - \vec{q}_{2t}$ is an auxiliary variable which is used for the integration of the cross section. Furthermore: m_{t, χ_c} is the so-called χ_c transverse mass and $x_1 = \frac{m_{t, \chi_c}}{\sqrt{s}} \exp(y)$, $x_2 = \frac{m_{t, \chi_c}}{\sqrt{s}} \exp(-y)$. The factor $\frac{1}{4}$ is the Jacobian of transformation from $(\vec{q}_{1t}, \vec{q}_{2t})$ to (\vec{p}_t, \vec{q}_t) variables.

As for the J/ψ production running coupling constants are used. Different combination of scales were tried. The best choices are:

$$\alpha_s^2 \rightarrow \alpha_s(\mu_1^2) \alpha_s(\mu_2^2), \quad (2.7)$$

where $\mu_1^2 = \max(q_{1t}^2, m_t^2)$ and $\mu_2^2 = \max(q_{2t}^2, m_t^2)$. Above m_t is transverse mass of the χ_c meson. The factorization scale(s) for the χ_c meson production are fixed traditionally as $\mu_F^2 = m_t^2$.

The J/ψ mesons are produced then by the $\chi_c \rightarrow J/\psi \gamma$ decays which are dominated by the E1 transitions.

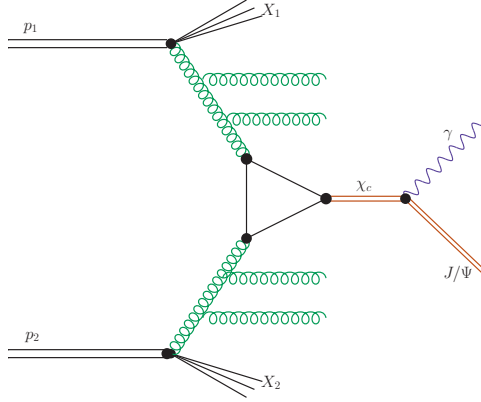


FIG. 2: The leading-order diagram for χ_c meson production and decay in the k_t -factorization approach.

III. RESULTS

In this presentation we will do calculations with the following unintegrated gluon distribution functions used previously in the literature:

- (a) Kimber-Martin-Ryskin (KMR) (see [4, 5]),
- (b) Jung-Hautmann (JH2013) (see [6]),
- (c) Gaussian with $\sigma = 0.5$ GeV and CTEQ-Tea Parton Distribution Functions (see [7]),
- (d) Kharzeev-Levin (KL) (see [8]),
- (e) Kutak-Stasto (KS) (see [9]),
- (f) Moriggi-Peccini-Machado (MPM) (see [10]).

Some of those UGDFs give good description of different data for larger energies, i.e. smaller values of longitudinal momentum fractions. The KMR distribution gives good description of different data in a broad range of energies. The JH2013 UGDF was tested for inclusive production of D mesons for p+A fixed target collisions (see [11–13]).

Let us start from analysing x_1, x_2 values relevant for production of $\chi_c(1^+), \chi_c(2^+)$ and J/ψ production.

In Fig.3 we show distributions in x_1 or x_2 for production of $\chi_c(1^+)$ (top) and $\chi_c(2^+)$ (bottom) mesons for the fixed target experiment at $\sqrt{s} = 68.5$ GeV. At $\sqrt{s} = 68.5$ GeV one tests UGDFs at $x_1, x_2 \sim 10^{-2} - 10^{-1}$. We show distributions for different UGDFs. Some of them are relevant for small- x , usually $x < 10^{-2}$, some are relevant in a broader range of x . Already here one sees huge span of the cross section, when using the different UGDFs. Therefore the fixed target measurements at the LHC are very useful for testing UGDFs.

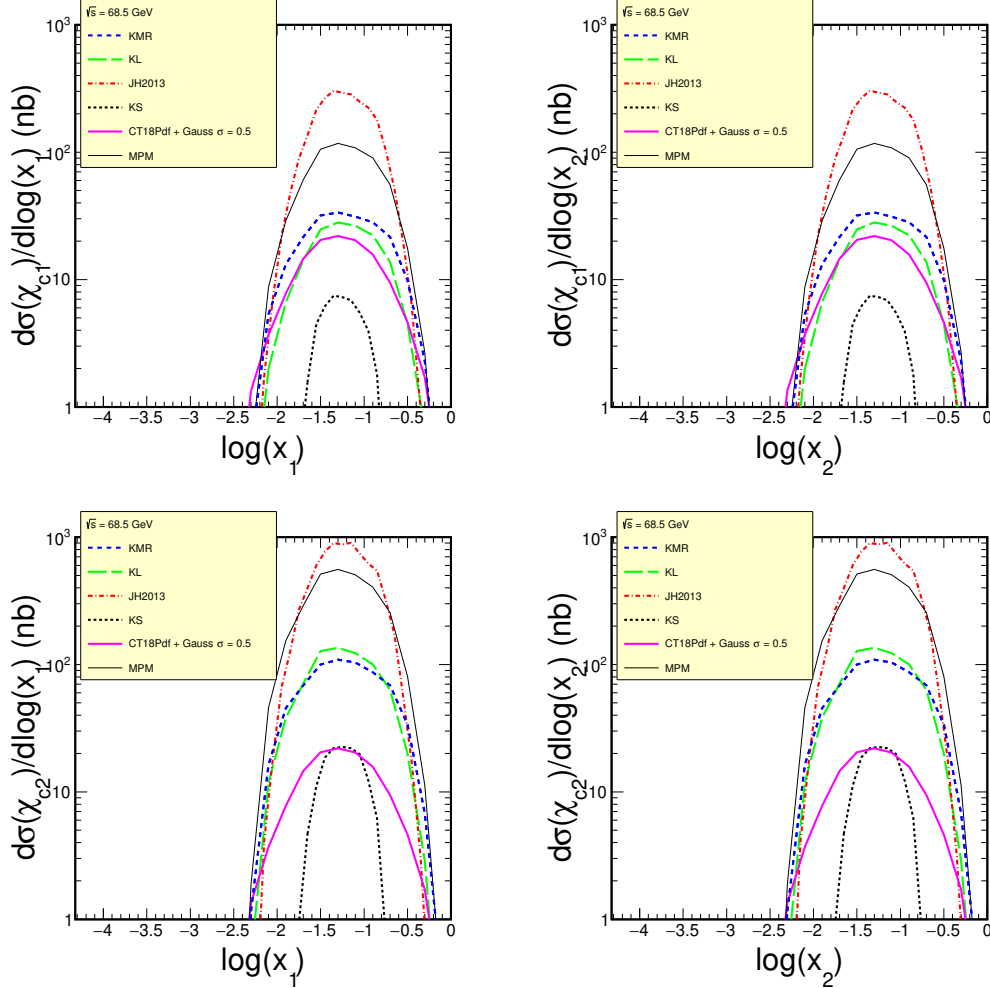


FIG. 3: x_1 (left) and x_2 (right) distributions for production of $\chi_c(1^+)$ (top) and $\chi_c(2^+)$ (bottom) for different UGDFs. In this calculation $\sqrt{s} = 68.5$ GeV.

In Fig.4 we show similar distributions for direct production of J/ψ (Fig.1). The range is of course similar as for the χ_c production (compare Fig.4 and Fig.3). We observe similar span of the results.

Now we shall present distributions in measurable quantities. In Fig.5 we present dis-

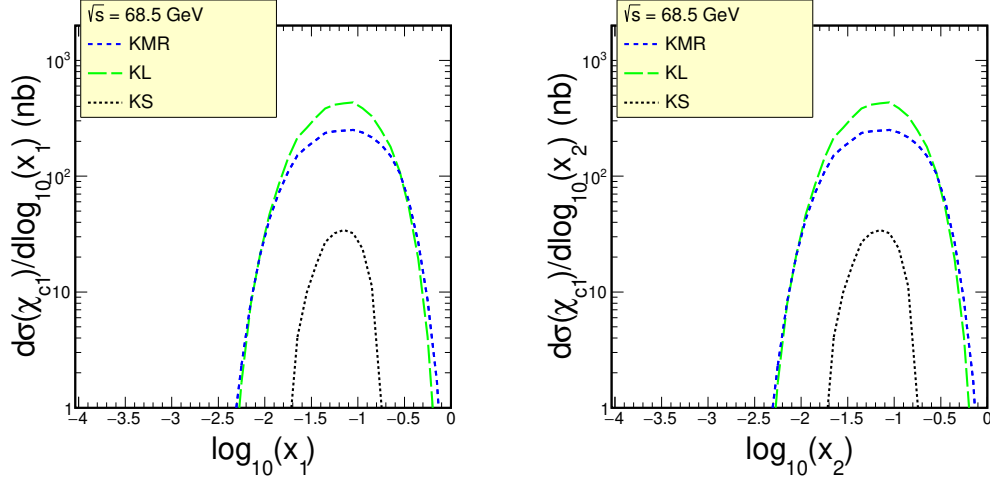


FIG. 4: x_1 (left) and x_2 (right) distributions for direct production of J/ψ for different UGDFs. Here $\sqrt{s} = 68.5$ GeV.

tribution in rapidity of J/ψ again for different UGDFs.

In Fig.6 we present our results for transverse momentum distributions of J/ψ mesons. In Fig.5 and Fig.6 we show separately both direct contributions and contributions from decays of $\chi_c(1)$, $\chi_c(2)$ and ψ' mesons. The solid lines represent the sum of these four components. The numerical results are compared with experimental data of the LHCb Collaboration. For some UGDFs the cross section is too small, for others it is much too large, but for some of them the results are close to the experimental data.

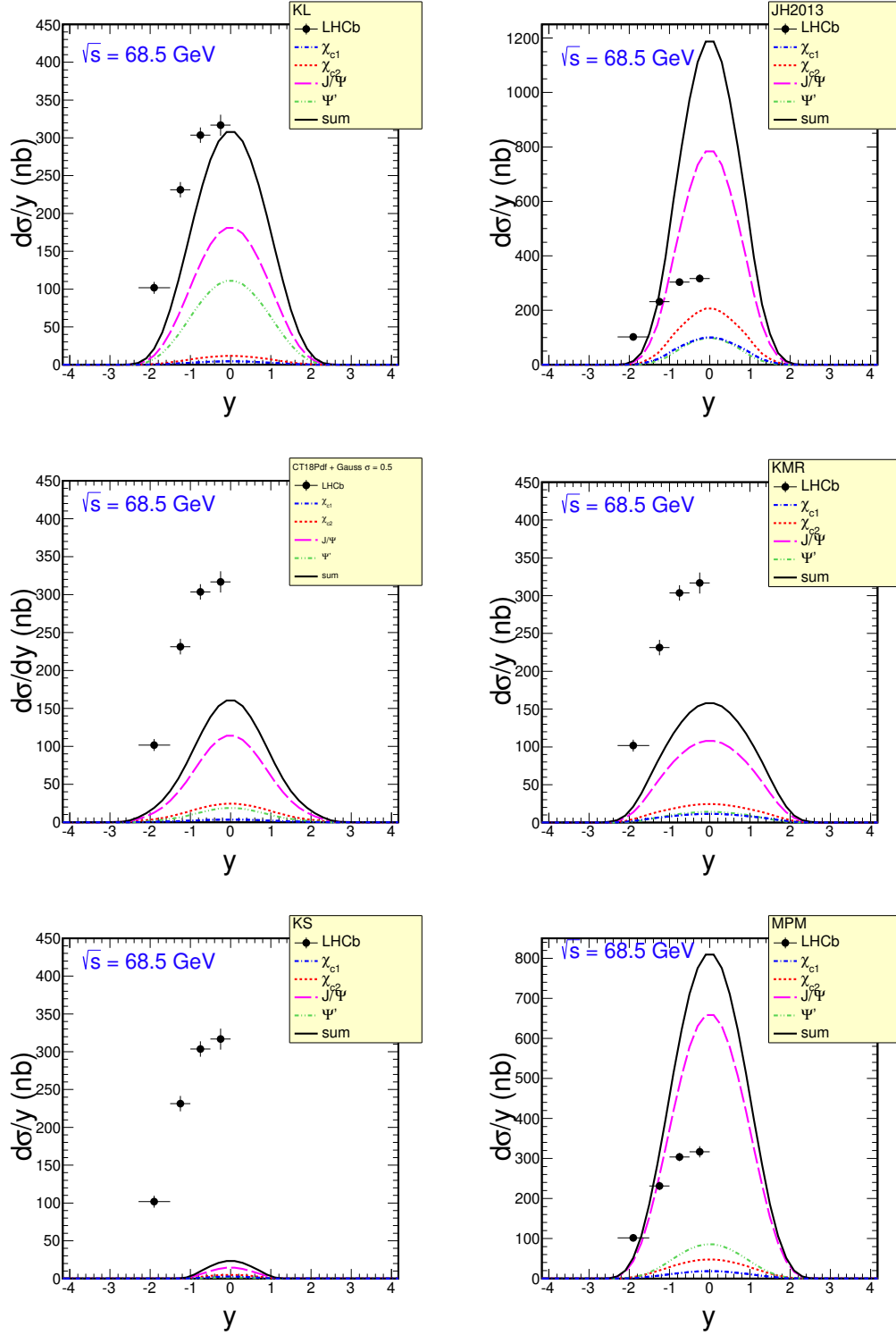


FIG. 5: Rapidity distribution of J/ψ mesons for all considered mechanisms for different unintegrated distribution functions.

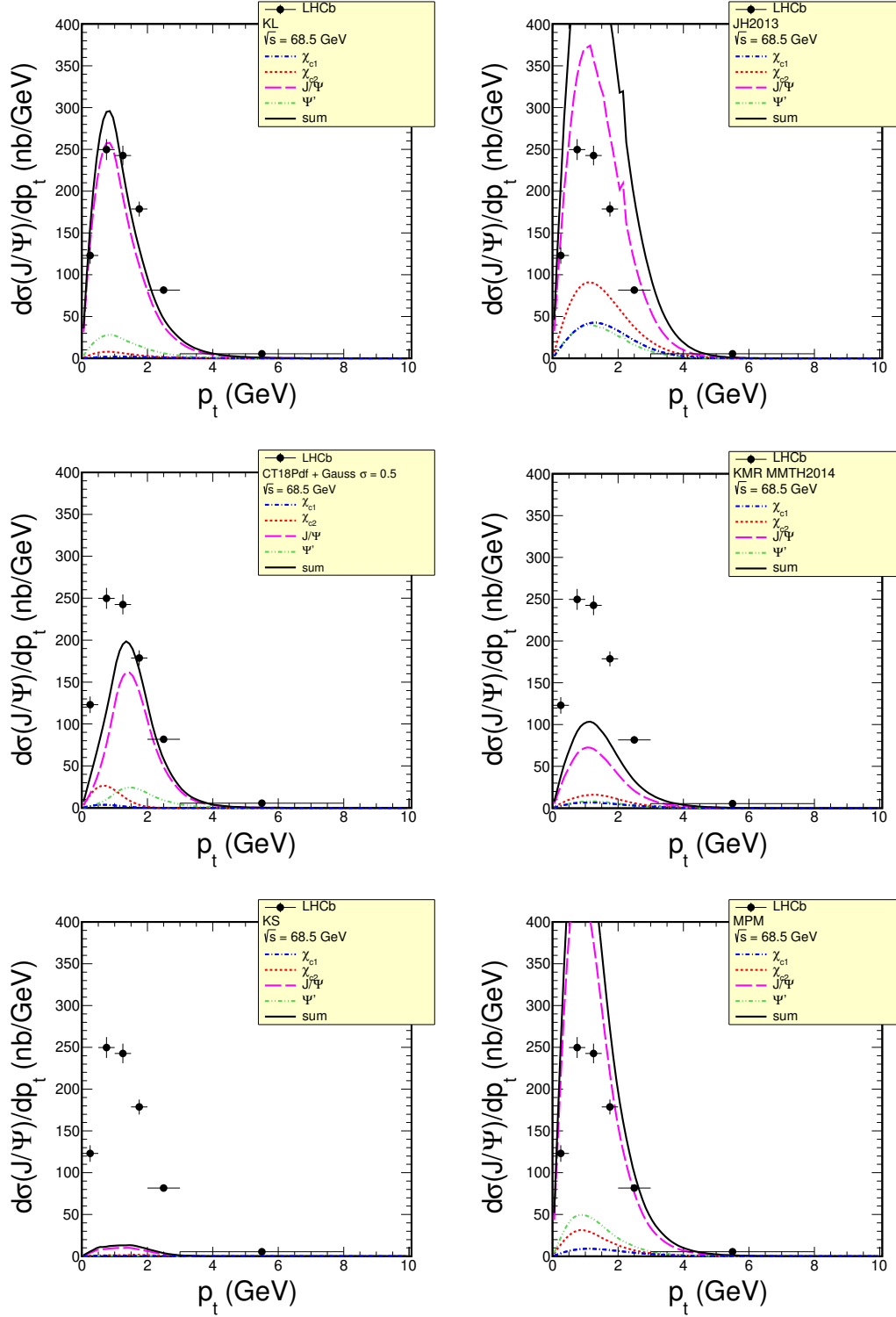


FIG. 6: Transverse momentum distribution of J/ψ mesons for all considered mechanisms for different unintegrated distribution functions.

IV. CONCLUSIONS

In the present paper we have analyzed prompt production of J/ψ quarkonia for energies corresponding to fixed target LHCb $p + A$ data. In that experiment relatively light nucleus was used and the nuclear data was transformed to $p+N$ collisions neglecting nuclear effects. The LHCb experiment corresponds to $\sqrt{s} = 68.5$ GeV.

Neglecting quark-induced processes that are still, for this low energy, much smaller than the purely gluonic effects we have assumed the same mechanisms for $p + p$ and $p + n$ binary collisions. In this approximation one has therefore $\sigma_{pA}^{J/\psi} \approx A\sigma_{pp}^{J/\psi}$, also for differential distributions.

In this exploratory studies we have therefore performed calculations within k_t -factorization as we did previously in high-energy collisions [1]. The formalism used here is therefore the same as there. At high energies ($\sqrt{s} \sim 10$ TeV) one is sensitive to the region of very small x of the order of 10^{-4} . Here one is sensitive to much larger values of x_1 or x_2 , typically larger than 10^{-2} . It is therefore interesting how the different UGDFs from the literature perform at the relatively low energies.

We have calculated distributions in rapidity and transverse momentum of J/ψ . The obtained results have been compared to the LHCb data. As one could expect there is relatively large spread of results for this intermediate- x region. The KMR and JH2013 uninterated gluon distributions give the best description of the data. Quite good result has been obtained when using extremely simple KL UGDF used previously to light particle production.

Acknowledgement

We acknowledge a participation of Robert Brak in early stage of this analysis.

-
- [1] A. Cisek and A. Szczurek, Phys. Rev. **D97** (2018) 034035.
 - [2] R. Aaij et al. (LHCb collaboration), Eur. Phys. J. **C83** (2023) 625.
 - [3] K. Mattioli, EPJ Web of conferences, 296, 150004 (2024); PoS HardProbes2023 92024 104.
 - [4] M. A. Kimber, A. D. Martin and M. G. Ryskin, Phys. Rev. D. **63** (2001) 114027.

- [5] L.A. Harland-Lang, A.D. Martin, P. Motylinski and R.S. Thorne, *Eur.Phys. J. C.* **75** (2015) 204.
- [6] F. Hautmann and H. Jung, *Nucl. Phys. B* **883**, (2014) 1-19.
- [7] M. Guzzi, T. J. Hobbs, K. Xie, J. Huston, P. Nadolsky and C. P. Yuan, *Phys. Lett. B* **843** (2023) 137975.
- [8] D. Kharzeev and E. Levin, *Phys. Lett. B* **523** (2001) 79.
- [9] K. Kutak and A. M. Staśto; *Eur. Phys. J.* **C41** (2005) 343-351.
- [10] S. Moriggi, G.M. Peccini, M.V.T. Machado; *Phys. Rev. D* **102** (2020) 034016.
- [11] R. Maciula and A. Szczurek, *Phys. Rev. D* **105** (2022) 014001.
- [12] R. Maciula and A. Szczurek, *Phys. Lett. B* **835** (2022) 137530.
- [13] V. Goncalves, R. Maciula and A. Szczurek, *Phys. Rev. D* **110** (2024) 7, 074032.