

Can A Society of Generative Agents Simulate Human Behavior and Inform Public Health Policy? A Case Study on Vaccine Hesitancy

Abe Bohan Hou¹ Hongru Du² Yichen Wang³ Jingyu Zhang¹ Zixiao Wang⁴
Paul Pu Liang⁵ Daniel Khashabi¹ Lauren Gardner² Tianxing He^{6,7}

Abstract

Can we simulate a sandbox society with generative agents to model human behavior, thereby reducing the over-reliance on real human trials for assessing public policies? In this work, we investigate the feasibility of simulating health-related decision-making, using **vaccine hesitancy**, defined as the delay in acceptance or refusal of vaccines despite the availability of vaccination services (MacDonald, 2015), as a case study. To this end, we introduce the VACSIM¹ framework with 100 generative agents powered by Large Language Models (LLMs). VACSIM simulates vaccine policy outcomes with the following steps: 1) instantiate a population of agents with demographics based on census data; 2) connect the agents via a social network and model vaccine attitudes as a function of social dynamics and disease-related information; 3) design and evaluate various public health interventions aimed at mitigating vaccine hesitancy. To align with real-world results, we also introduce **simulation warmup** and **attitude modulation** to adjust agents’ attitudes. We propose a series of evaluations to assess the reliability of various LLM simulations. Experiments indicate that models like Llama and Qwen can simulate aspects of human behavior but also highlight real-world alignment challenges, such as inconsistent responses with demographic profiles. This early exploration of LLM-driven simulations is *not* meant to serve as definitive policy guidance; instead, it serves as a call for action to examine social simulation for policy development.

¹Department of Computer Science, Johns Hopkins University

²Department of Civil & System Engineering, Johns Hopkins University

³Department of Computer Science, University of Chicago

⁴Department of Epidemiology, Harvard University ⁵Media Lab and EECS, Massachusetts Institute of Technology ⁶Institute of Interdisciplinary Information Sciences, Tsinghua University ⁷Shang Qi Zhi Institute. Correspondence to: Abe Bohan Hou, Tianxing He <bhou4@jhu.edu, hetianxing@mail.tsinghua.edu.cn>.

¹The code will be released at:

<https://github.com/abehou/VacSim>

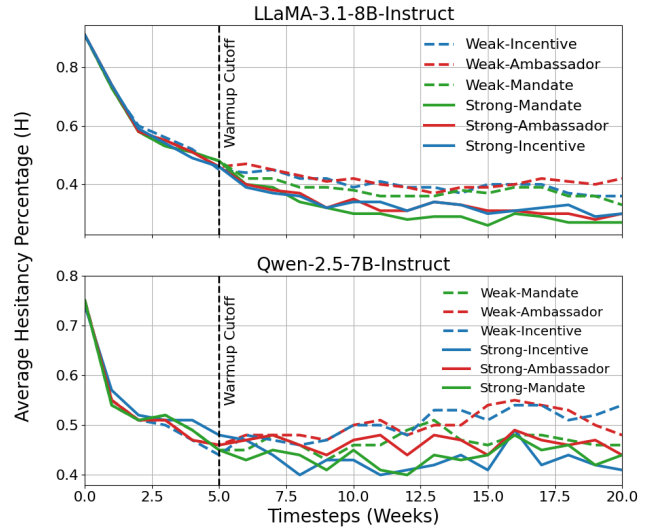


Figure 1. A comparison of hesitancy trends over time for strong and weak policies as simulated by Llama (top) and Qwen (bottom). The vertical line represents the simulation warmup cutoff (detailed in Section 3.5). Strong policies generally reduce hesitancy (see Eq. 6) more effectively than weak policies, and Llama shows a more obvious separation between strong and weak policies.

1. Introduction

Recent advances in large language models (LLMs) led to rising interest in building fictional societies in sandbox environments with generative agents (Park et al., 2023), i.e., autonomous actors that interact with the environment and are powered by LLMs. Notable examples include general-purpose simulations of 1000 real people (Park et al., 2024), doctors and patients in a hospital (Li et al., 2024), macroeconomic activities (Li et al., 2023) and classroom education (Zhang et al., 2024). While these simulations demonstrate the promising potential of generative agents to simulate real-world behaviors, we are interested in understanding how generative simulations in sandbox environments could **assist in developing public policy in real-world settings**.

As a case study, we investigate whether a generative multi-agent system can simulate the dynamics of **vaccine hesitancy**, defined as the “delay in acceptance or refusal of

Can A Society of Generative Agents Simulate Human Behavior and Inform Public Health Policy?

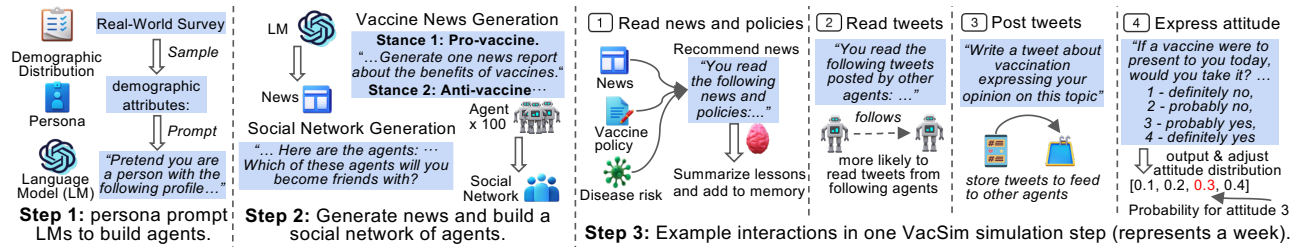


Figure 2. Detailed descriptions of our simulation. Before simulating, we sample profiles of agents (Step 1) and generate a social network and various news (Step 2). We initialize the simulation with a corpus of news, a vaccine policy, and a network of agents. In one simulation step (Step 3), the agents receive various sources of information and perform actions (marked with rectangles from 1 to 4).

vaccines despite availability of vaccination services” (MacDonald, 2015), to evaluate its potential in informing public health policy. This issue is prevalent and undermines herd immunity against the infectious disease spread and increase exposure to significant health risks. The World Health Organization calls it one of the “ten threats to global health” (World Health Organization, 2019), and it remains a top priority agenda for various countries (The White House, 2021; Sallam, 2021).

Policymakers try to incentivize vaccinations with various policy efforts, such as mandates, financial incentives, and community programs (Centers for Disease Control and Prevention (CDC), 2024; European Centre for Disease Prevention and Control (ECDC), 2024). However, determining the optimal vaccine policy is of high stakes and directly affects the well-being of populations, thus often requiring rigorous quantitative analysis to support the decision-making (Olson, 1965; Lindblom, 1959). It is expensive to conduct social experiments and collect longitudinal human data about vaccine attitudes to optimize policy plans (Burger et al., 2022; Fridman et al., 2021), which motivates a system that can mimic human trials with generative agents.

To this end, we design a framework for orchestrating 100 generative agents to simulate the change of vaccine hesitancy over time in a sandbox society. This framework, VACSIM (in Figure 2), simulates changing vaccine attitudes under different policy scenarios, allowing us to analyze how generative agents might respond to interventions without deploying large-scale real-world experiments.

The goal of our investigation is to evaluate the validity of LLM-based multi-agent simulation for vaccine hesitancy and compare different vaccine policies within our framework. Instead of unequivocally endorsing that generative multi-agent simulation can mirror real policy outcomes, we hope to reveal their promises and limitations, understand how far we are from deploying such systems to inform policymaking, and propose attitude modulation (see Section 3.1) and simulation warmup (see Section 3.5) to bridge that gap. Our paper makes the following contributions:

- We take a pioneering step in applying generative multi-agent systems to model vaccine hesitancy in a public health policy context, laying the foundation for future explorations.
- We introduce a comprehensive and flexible framework for modeling vaccination attitude as a dynamic process shaped by personal profiles, pre-existing beliefs, perceived disease risk, and public health interventions. Additionally, it enables the systematic evaluation of each intervention’s impact.
- We extensively evaluate the system’s soundness and the simulation behaviors of various LLMs both quantitatively and qualitatively, highlighting both opportunities and challenges for real-world alignment, and further enhance reliability through attitude modulation and simulation warmup.

2. Related Work

Researchers have increasingly turned to quantitative data-driven methods, drawing from machine learning and statistics, to gain insights into vaccine hesitancy (Teng et al., 2022). Commonly, statistical methods are applied to analyze tabular data to identify the driving factors of vaccine hesitancy (Nguyen et al., 2022; Shmueli, 2021; Dong et al., 2024). Natural Language Processing techniques such as sentiment analysis and topic modeling are also used to analyze social media data to understand public opinions on vaccines (Teng et al., 2022; Wang et al., 2022; Garg et al., 2022; Chang et al., 2024b). To understand the opinion dynamics of vaccine hesitancy, statistical and graph-based models and dynamical systems have also been proposed to simulate the spread of vaccine hesitancy in social networks (Müller et al., 2022; 2021). However, translating the understanding of hesitancy into effective policy requires a way to test and refine potential interventions.

Traditional agent-based modeling (ABM) has been used to simulate the spread of vaccine hesitancy in populations (Yin et al., 2024; Bhattacharya et al., 2021; Sobkowicz & Sobkowicz, 2021) and more broadly on disease transmission (Kerr et al., 2021; Chopra et al., 2023; Williams et al., 2023).

These simulations typically assign agents with fixed sets of attributes as their states and employ an update function to revise their states based on the interactions with other agents and the environment. While useful, traditional ABMs often suffer from limitations in agent expressivity, which can restrict the fidelity of simulations, particularly when modeling complex human behaviors like vaccine decision-making (Chopra et al., 2024). To overcome these limitations, this work extends traditional ABMs by leveraging LLMs to simulate agents that have the freedom to decide their own states, such as vaccination attitudes, rather than using a fixed update function. This approach significantly enhances the expressivity of agent decision-making, providing open access to the textual responses and thought processes behind their choices.

A closely related work done by Chopra et al. (2024) simulates a population of 8.6 million agents to predict COVID-19 transmission and unemployment rates. Their agents also incorporate an LLM module that allows LLMs to decide on certain actions of the agents (e.g., whether to follow a mask mandate) (Chopra et al., 2024). However, their work focuses on the scalability and expressivity of the generative simulation on top of an existing agent-based model (AgentTorch by Chopra et al. (2023)) and does not focus on vaccine hesitancy. Our work, in contrast, specifically focuses on developing a generative simulation framework tailored for studying vaccine hesitancy and, importantly, evaluating the potential impact of different vaccine policies.

3. The VACSIM Framework

Goals for the Simulation To guide the development of our simulation, we define three key desiderata:

1. **Real-World Alignment:** The simulation can be controlled to align with real-world policy impacts and has the potential to predict future policy outcomes.
2. **Global Consistency:** When altering the parameters of the simulation (e.g. news sources, policy efforts, etc.), the simulation should behave consistently.
3. **Local Consistency:** Each individual agent should behave faithfully according to the context and their demographic backgrounds.

Overview of the Details Building on these principles, the VACSIM framework (Figure 2) simulates how people’s vaccination attitudes might evolve within a sandbox society during a pandemic. The framework encompasses: 1) a population of 100 agents with persona (Section 3.1), 2) a simulated news network (Section 3.2), 3) a simulated social network (Section 3.3), and 4) a perceived disease risk module (Section 3.4).

The framework initializes the agents with a demographic

distribution (as shown by the **Step 1** in Figure 2), generates vaccine- and disease-related news as well as agents’ social network (see **Step 2**), and broadcast news, agent-generated tweets, disease risk information, and the applied vaccination policy under evaluation as shown in **Step 3**, producing vaccination attitude trajectories over time. In Section 4, we evaluate the simulation across different LLMs under counterfactual vaccine policies (introduced in Section 3.5). We provide a summary of the important notations used throughout the paper in Table 1.

Notation	Meaning	Reference
γ'_i	Normalized importance of the i th lesson	Eq. 2
\tilde{P}_i	Probability of the i th attitude after attitude modulation	Eq. 3
T	Modulating temperature to scale attitude distribution	Eq. 3
s_ν	Recommendation score of a news piece	Eq. 4
$s_{\tau,k}^{q_1 \rightarrow q_2}$	Recommendation score for the k th tweet from agent q_1 to agent q_2	Eq. 5
$\Delta H_L(p, N)$	Hesitancy reduction of policy p under the news corpus N after L steps	Eq. 6
$H_W(p_0, N)$	Hesitancy percentage when no policy is applied after W warmup steps	Eq. 6

Table 1. A summary of our key notations.

3.1. VACSIM Agent

Agent Setup In our framework, we follow popular generative agent simulations (Li et al., 2023; Park et al., 2023) to instantiate 100 agents with persona and memory modules. Every agent is prompted with instructions to impersonate a different persona (see **Step 1** in Figure 2). Their demographics are sampled from the marginal distribution in Nguyen et al. (2022), which is a COVID-19 vaccine hesitancy survey featuring 13 million responses from the United States from January 2021 to February 2022. Our agents include a fixed set of attributes. The descriptions and marginal distributions of the attributes are recorded in Table 4.

Simulation Setup At the start of the simulation, we poll and record agents’ attitudes at t_0 . Each time step in our simulation represents a week, and we simulate a period of various steps. Every simulation week, agents experience the following, illustrated by actions from Figure 2 and Figure 3:

1. read news about vaccination and the pandemic that is spreading (action 1),
2. read the vaccination policy which encourages them to vaccinate (action 1),
3. read tweets posted by other agents (action 2),
4. write new tweets that will be read by other agents in the future (action 3),

Can A Society of Generative Agents Simulate Human Behavior and Inform Public Health Policy?

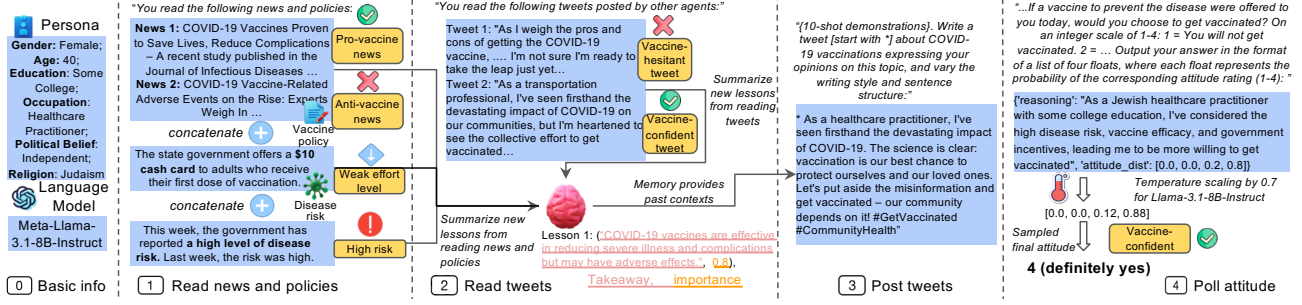


Figure 3. A detailed qualitative example of an agent’s interactions in VACSIM. The leftmost pane shows the basic information of the agent. The other three panes show how the agent experiences a series of actions from 1 to 4 in one simulation time step.

5. output their attitude towards vaccination (action 4).

Memory and Lessons Due to the length of the simulation, the agent’s entire conversation history does not fit into the LLM’s context length and also prevents the agent from retrieving useful information. Therefore, at every round, the agent’s context *only* consists of its persona and top K ($K=5$) most salient **lessons**, which simulates agents’ memory and knowledge about the vaccination and the pandemic. The lessons are generated whenever the agents encounter external materials, i.e. news, policies, or tweets. They reflect upon what they have learned from the materials and summarize them as a brief paragraph of text and also output the lesson’s **importance score**, a real value between 0 and 1. Inspired by prior practices (Park et al., 2023), the saliency is a relative measure of how memorable a lesson is to the agent, which is calculated based on recency and importance:

$$\gamma_i = \alpha_i + \lambda_l^{d-d_i}, \quad (1)$$

$$\gamma'_i = \frac{\gamma_i - \min_i \gamma}{\max_i \gamma - \min_i \gamma}, \quad (2)$$

where γ_i denotes the current saliency of the i th lesson, γ'_i indicates the normalized score, α_i represents the importance score of the i th lesson as determined by the agent, λ_l is the time decay rate of lessons, d is the current time, and d_i records the time when the lesson was generated. We set $\lambda_l = 0.995$ for our current setup.

Vaccine Attitude We follow existing public health studies to poll agents’ attitudes towards vaccines. The agents are asked: “If a vaccine to prevent the disease were offered to you today, would you choose to get vaccinated?” (Nguyen et al., 2022). The agents express their willingness on an integer scale of 1-4: (1) “No, definitely not”, (2) “No, probably not.”, (3) “Yes, probably,” and (4) “Yes, definitely.” For our simulation, we classify attitudes of 1-2 as vaccine-hesitant and 3-4 as non-hesitant. The goal of vaccine policies is to reduce the proportion of 1-2 in the population.

Our prompt to solicit agent attitude is in Table 13. To aid agents in outputting realistic attitudes, we include additional

explanations of vaccine hesitancy and their determinants from public health literature (Table 15) (MacDonald, 2015; World Health Organization, 2014; Momplaisir et al., 2021).

Attitude Modulation When eliciting agents about their attitudes toward policies, their responses are typically lean toward (and at times, dominated by) their biased observations during pre-training (Borah & Mihalcea, 2024) which may deviate from real-world scenarios (Zhou et al., 2024; Baltaji et al., 2024). Such priors could sharply skew our results to the most common patterns seen during pre-training. To mitigate this issue, we introduce **attitude modulation**, which adjusts agents’ probability distribution of vaccine attitudes through temperature scaling. This technique is inspired by Xu et al. (2023) and temperature sampling from Boltzmann (1966); Ackley et al. (1985). Attitude modulation adjusts the probability distribution of attitudes while preserving the original relative order of agent’s attitude preferences. Instead of prompting agents to directly output single integer scores to reflect their attitudes, we ask them to output a probability distribution in *textual* format of how likely they will have such personas. For instance, if an agent is pro-vaccine, meaning that the agent is more likely to have attitudes of 3 and 4, the output distribution can be [0.1, 0.1, 0.35, 0.45], where the indices correspond to attitudes and the floats represent likelihoods of having such attitudes. We denote the output probability distribution as \mathbf{P} and formulate the effects of temperature on the distribution as:

$$\tilde{P}_i = \frac{e^{\log(P_i)/T}}{\sum_{k=1}^K e^{\log(P_k)/T}} = \frac{P_i^{1/T}}{\sum_{k=1}^K P_k^{1/T}}, \quad (3)$$

where P_i is the i -th element in \mathbf{P} and the original probability of the i th attitude and \tilde{P}_i is its probability after temperature scaling with the **modulating temperature** T . We set the modulating temperature as the only hyperparameter we adjust in the simulation and perform grid search for the temperature that results in the closest simulation of reality (see Section 4.1). We also provide a concrete example of attitude modulation in action 4 of Figure 3.

3.2. News Network

Since agents initially know little about the imminent pandemic in the simulation and its vaccines, we simulate a news network to educate agents and invoke their discussions about the news on a simulated social network. After reading the news, agents reflect upon what they have learned and produce lessons (introduced in Section 3.1) along with their importance scores.

The news are generated prior to the simulation. We generate 10K news of 250 tokens using Llama-3.1-8B-Instruct (see **Step 2** in Figure 2). The news is classified into four different stances: news that states (1) the benefits of vaccines, (2) the side effects of vaccines, (3) how people’s health remains unaffected by the disease, and (4) how daily life gets considerably disrupted by the disease. News with type (1) and (4) will encourage vaccinations because they either show the necessity or the health benefits of vaccines, which we denote as N_{pos} . On the other hand, types (2) and (3) are seen as negative news for discouraging vaccinations, denoted as N_{neg} . We generate each type of news with prompts describing their stances on vaccination. We select 20 pieces of real-world news as in-context demonstrations and a temperature of 1.5 to enhance generation diversity. The full prompts are included in Table C and generated examples are given in Table 20.

Each agent reads news sent through a simple news recommender (see [1] in Figure 2 and Figure 3). It computes the similarity of a news piece with an agent based on how maximally similar it is to any of the agent’s past tweets:

$$s_\nu = \text{MaxSim}(\tau^i, \nu), \quad (4)$$

where s_ν is the recommendation score of a news piece. MaxSim (Khattab & Zaharia, 2020) takes the maximum cosine similarity between the sentence embeddings of the news (ν) and any past tweet (τ^i) belonging to the agent. We use a SOTA sentence transformer all-MiniLM-L6-v2 to obtain the embeddings (Reimers & Gurevych, 2019). At each simulation time step, the recommender will receive a batch of news of size K^2 and recommend the top K pieces of news according to their recommendation scores, in which we set $K = 3$. We choose this parameter combination for computational efficiency.

3.3. Social Network

We also simulate a simple social network to represent the interactions between agents. We follow Chang et al. (2024a)’s local prompting method to generate a synthetic social network among agents (illustrated in the **Step 2** of Figure 2 and the prompt design in Table 10). Each agent is sequentially asked whether they are willing to follow other agents. We record the following relationships as directed edges on the

graph. Each agent reads tweets² posted by other agents, and if the tweets are posted by agents it follows, a positive bias will be added to the recommendation score to increase its visibility. Similar to Eq. 4, the score $s_{\tau^k}^{q_1 \rightarrow q_2}$ for the k th tweet from agent q_1 to agent q_2 is calculated by:

$$s_{\tau^k}^{q_1 \rightarrow q_2} = \text{MaxSim}(\tau_{q_2}^i, \tau_{q_1}^k) \times \lambda_r^{d-d_k} + \phi \mathbb{I}_{q_2 \rightarrow q_1}, \quad (5)$$

where t_p^i is the embedding of the i th tweet posted by agent q_2 , $\tau_{q_1}^k$ is the embedding of the k th tweet by agent q_1 , λ_r is the time decay factor for recommendation score, d is the current time and d_k is the time k th tweet was posted, $\mathbb{I}_{q_2 \rightarrow q_1}$ is the indicator function of whether q_1 follows q_2 , and ϕ is the positive bias from the social connection. In our current setup, we set $\lambda_r = 0.9$ and $\phi = 0.3$.

After the agent reads K tweets ($K = 3$), it is then asked to post a tweet expressing its thoughts on the topic of vaccination and disease. These tweets will be stored in the pool and are recommended to other agents in the next time step.

3.4. Perceived Disease Risk Module

In addition to news and tweets (from the social network described in Section 3.3), we simulate vaccination attitude under the influence of perceived disease risk, using the COVID-19 emergency department (ED) visits rate as a proxy. This rate reflects the current health threat level and is broadcasted to the agents throughout the simulation (see an example in [1] of Figure 3). We use CDC data³ since January 2021 till February 2022 to be consistent with our real data reference (Nguyen et al., 2022).

3.5. Vaccine Policy

We experiment with three kinds of popular vaccine policies: financial incentives (p_1), ambassador programs (p_2), and vaccine mandates (p_3) from the CDC-recommended strategies (Centers for Disease Control and Prevention, 2021). Additionally, we characterize each category of policy with **policy effort** (Ancona et al., 2022), which reflects the strength with which the policy is applied. We set two effort levels: weak and strong (See an example in Figure 3). For instance, weak and strong financial incentives could be \$10 and \$50. The full descriptions of vaccine policies are in Table 5.

At the end of a length- L simulation with policy p , news N , and random seed r , we define $H_L(p, N, r)$ to be the percentage of vaccine hesitancy at the end of our simulation, where typically $L = 20$. Due to the stochastic nature of the simulation, we take the average of the last 3 steps when computing the end hesitancy H_L of a single simulation run. We also report with the mean of 5 runs with different random

²We use simulated microblogging (tweets) between our agents to represent social network messaging.

³<https://covid.cdc.gov/covid-data-tracker>

seeds. We use the notation $H_L(p, N)$ to indicate that the value has been smoothed and averaged.

We are also interested in the *effect* of a certain policy p , i.e., the difference of hesitancy with and without the policy:

$$\Delta H_L(p, N) = H_L(p_0, N) - H_L(p, N), \quad (6)$$

where p_0 means no policy is applied. A larger ΔH means the policy has a larger effect on hesitancy reduction. We will evaluate policy effect with $\Delta H_L(p, N)$ in Section 4.2.

Simulation Warmup At the beginning of the simulation, we record initial attitudes from the agents when they have not yet acquired knowledge about vaccines from news and tweets and have not been intervened by policies. Preliminary experiments show that agents’ attitudes would experience a drastic change immediately after the simulation starts. In light of this, we devise a warmup stage: at the beginning of each simulation, we apply the policy intervention **only after** $W = 5$ time steps. This also aligns with real-life experience, as a policy is often proposed after the breakout of a disease.

4. Evaluation

We evaluate the reliability and real-world fidelity of different LLM-powered generative agents with the VACSIM framework. We evaluate various LLMs in terms of their real-world alignment, global and local consistency:

Open-weight models: Llama-3-8B-Instruct (Touvron et al., 2024), Llama-3-8B-Instruct-abliterated-v3 (Arditi et al., 2024), which is an uncensored model finetuned on Llama-3-8B-Instruct with bypassing model’s original refusals to safety-related questions, Llama-3.1-8B-Instruct, Llama-3.2-3B-Instruct, Phi-3.5-mini-instruct (Microsoft Research, 2024), and Qwen-2.5-7B-Instruct (Qwen Team, 2024).

Close-weight models: GPT-4o, GPT-4o mini (OpenAI, 2024), and Claude-3.5-Haiku (Anthropic, 2024).

Finally, we recommend a model based on evaluations of global and local consistency and use the model to simulate a hesitancy trend to compare with real-world results.

4.1. Initial Real-World Alignment

First, we test if LLM-powered simulations can be controlled via attitude modulation to align with the initial hesitancy level (i.e., 45%) in real-world data from the Delphi survey (Nguyen et al., 2022).

For every LLM, we apply attitude modulation (see Eq. 3) and search for the modulating temperature over $\{0.1, 0.5, 0.7, 1.0, 1.5, 2.0\}$. We run $W = 5$ weeks of simulations over five random seeds and record in Table 2 the Mean Absolute Error (MAE) between the hesitancy percentage after W

Modulating Temperature →	0.1	0.5	0.7	1.0	1.5	2.0
Llama-3-8B-Instruct (+)	32.8	29.0	22.6	20.0	16	13.2
Llama-3-8B-abliterated-v3 (+)	22.2	13.8	11.8	14.0	5.2	3.6
Llama-3.1-8B-Instruct (+)	4.2	3.6	0.2	2.6	3.2	0.2
Llama-3.2-3B-Instruct (-)	34.2	37.4	32.0	30.0	22.4	20.4
Phi-3.5-mini-instruct (+)	2.8	0.6	4.6	2.2	3.2	4.2
Qwen-2.5-7B-Instruct (+)	1.2	1.6	0.6	1.2	3.0	3.0
GPT-4o mini (+)	51.4	49.0	45.0	39.0	32.0	26.6
GPT-4o (+)	23.6	24.8	21.2	19.4	10.0	9.8
Claude-3.5-Haiku (+)	6.8	12.6	11.6	12.0	9.2	11.2

Table 2. Effects of attitude modulation with different modulating temperature (Eq. 3) on aligning warmup hesitancy level with real-world hesitancy level, measured in Mean Absolute Error (MAE). The bold entry per model corresponds to the best-fitting temperature. (+) means that models exhibit higher hesitancy than the reference and (-) means that models exhibit lower hesitancy.

warmup steps (i.e. $H_W(p_0, N)$) and the initial real-world hesitancy level (45%). We consider the modulating temperature that minimizes the MAE as optimal and highlight it for each model in Table 2. Notably, after attitude modulation, we found it hard to align Llama-3.2-3B and GPT-4o mini, yielding over 20% difference with the real-world initial hesitancy level. This is potentially caused by biases towards vaccine acceptance acquired from training data, showing that both models are unsuitable for subsequent evaluations under our setup.

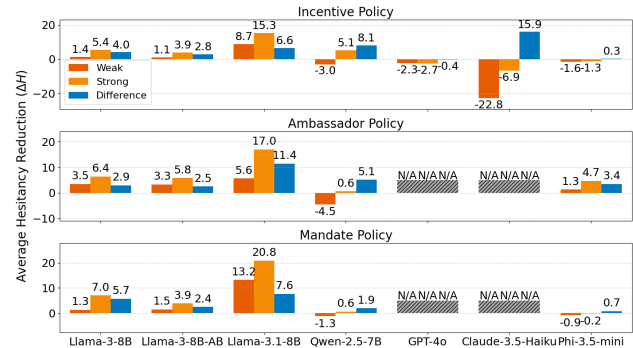


Figure 4. Difference in hesitancy reduction (Eq. 6) among weak and strong versions of policies. All models listed are the *instruct* versions and Llama-3-8B-AB stands for Llama-3-8B-abliterated-v3 (Arditi et al., 2024). Various open-source models recognize differential effects of effort levels.

4.2. Global Consistency

Fixing on the optimal temperature for each simulation, we check how consistent the simulation behaves when there are changes in the input parameters. For our parameter choices, we alter (1) **effort levels of policy**: we expect that strong incentive would reduce hesitancy more effectively than the weak variation and (2) **news stances on vaccination**: we expect pro-vaccine news would reduce hesitancy more effectively than the weak variation.

Altering effort levels of policies Keeping all other parameters constant, we alter the effort level of input policy and compare the difference between average hesitancy reduction (i.e. $\Delta H_L(p_i^{\text{Strong}}, N) - \Delta H_L(p_i^{\text{Weak}}, N)$, $i \in \{1, 2, 3\}$ from Eq. 6) We run $W = 5$ weeks of warmup and 15 weeks of policy-intervened simulation over five random seeds across all three categories of vaccine policies. The average difference of hesitancy reduction between the weak and strong versions of policy are respectively recorded in Figure 4.

We discover that **several models are able to distinguish the effectiveness of weak and strong policies**: Qwen-2.5-7B-Instruct, Llama-3-8B-Instruct, Llama-3-8B-Instruct-Abliterated, and Llama-3.1-8B-Instruct. They recognize the distinct effectiveness between weak and strong versions of all policies by at least around 2% difference. Claude-3.5-Haiku, GPT-4o, and Phi-3.5-mini-instruct can also recognize difference between certain weak and strong policies but have *negative* hesitancy reduction after interventions. Thus, we remove them from subsequent evaluations. Due to the the high cost of closed-weight models, we also omit testing on mandate and ambassador policies. We discuss why certain models may fail in Section 5.

Altering news stances We also study the effect of altering the ratio of pro-vaccine and anti-vaccine news in the simulation. We respectively run the simulation for $L = 20$ weeks with all anti-vaccine news and pro-vaccine news and compare the difference in average hesitancy reduction without policy (i.e. $\Delta H_L(p_0, N_{\text{neg}}) - \Delta H_L(p_0, N_{\text{pos}})$ from Eq. 6), where the results are presented in Figure 5. We find that all models reduce hesitancy with positive news and increase hesitancy with negative news, meaning that they are able to recognize the effect of stances on vaccine hesitancy.

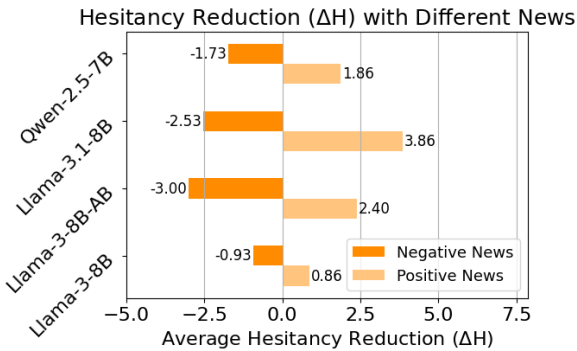


Figure 5. Difference in hesitancy reduction (Eq. 6) from simulations run with negative and positive news. **All tested models recognize the effect of stances on vaccine hesitancy.**

4.3. Local Consistency

We further evaluate how each individual agent faithfully performs actions according to their personas, memories, and

contexts. We assess three aspects: (1) **attitude**: whether the agents express vaccine attitudes consistently with their demographic backgrounds and knowledge about vaccines, (2) **memory**: whether the reflections they generate and the importance scores they assign correspond to their demographic backgrounds, and (3) **conversation**: whether the agents generate tweets based on their memories, contexts, and backgrounds. We prompt GPT-4o to act as a judge to evaluate the quality of generation on a scale of 1-5 (denoted as Response Quality Score in Figure 6), with detailed descriptions of the criteria (see Section C.1).

We evaluate the generated responses by Qwen-2.5-7B-Instruct, Llama-3-8B-Instruct, Llama-3-8B-Instruct-Abliterated, and Llama-3.1-8B-Instruct. For every strong policy from the three policy categories, we randomly sample one run and choose 25 agents, each with 10 generation episodes per category (i.e. memory, attitude, conversation), evaluating a total of 2250 responses per model. The results for average ratings are in Figure 6.

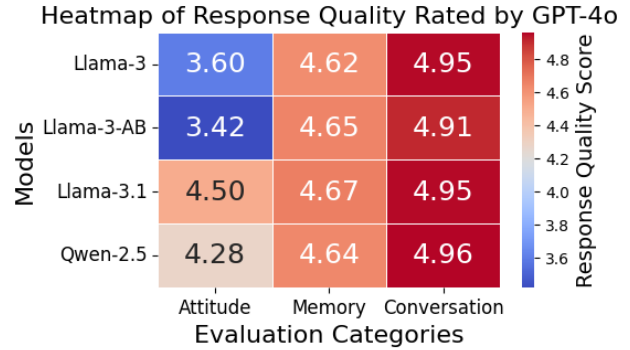


Figure 6. Local consistency evaluation with the GPT-4o judge. Responses with higher quality score (on a scale of 1-5) is marked with darker red. All models are instructed models and Llama-3-8B-AB stands for the uncensored version of Llama-3-8B (Arditi et al., 2024). **Llama-3.1-8B-Instruct generates the most consistent responses, followed by Qwen-2.5-7B-Instruct.**

We observe that Llama-3.1-8B-Instruct and Qwen-2.5-7B-Instruct excel in generation quality. All models perform similarly well across the memory and conversation categories, whereas the main divergence arises from the faithfulness of attitudes. After examining the reasons given by the judge LLM (see examples in Table 21), we hypothesize that a **high attitude modulation temperature** can account for certain models’ unfaithful attitudes, since higher temperature scaling would induce the distribution to be more uniform, thus more likely to sample attitudes that do not represent the persona and context of the agent and curtail the consistency of attitudinal changes.

4.4. Comparison with Real-World Data

Since we observe that Llama-3.1-8B-Instruct passes various global and local consistency checks, we run a simulation with the model for an extended period of $L = 35$ weeks under the strong financial incentive policy and compare its similarity with a real-world trajectory from the Delphi survey (Nguyen et al., 2022) in Figure 7. We show that the simulated curve can be as close to the real-world trajectory as within 2.82% MAE. **While this does not serve as conclusive evidence for the real-world applicability of VACSIM,**⁴ we show that the simulation can be controlled to align with some real-world trajectories and has the potential to be deployed in future work. Hesitancy curves of both Llama-3.1-8B-Instruct and Qwen-2.5-7B-Instruct across six policies are in Figure 1.

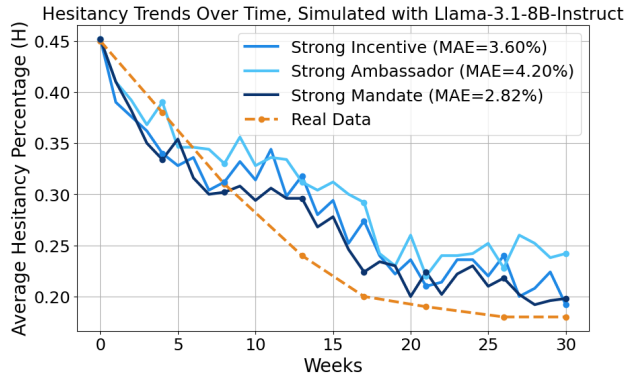


Figure 7. An extended hesitancy curve simulated with Llama-3.1-8B-Instruct under various interventions. The best simulated curve has a Mean Absolute Error (MAE) of 2.82% compared with real hesitancy data from the Delphi survey (Nguyen et al., 2022).

4.5. VACSIM vs. Human Experts

To compare with human experts’ perceptions of potential policies, we conduct an anonymous ranking-based survey, where 18 participants with public health expertise from a university are asked to evaluate six designed policies (see Table 5) on reducing vaccine hesitancy. These policies are ranked from 1 (most impactful) to 6 (least impactful) based on feasibility, acceptability, and expected outcomes. Tied rankings were permitted. Rankings are aggregated using the Borda count method (Saari, 1985), where each policy receives a score based on its position in each participant’s ranking. Higher-ranked policies received more points, and the final scores represent the experts’ opinion of the relative impact of different policies. We generate the simulated model ranking based on the average hesitancy reduction under different policies. See Table 19 for both the expert

⁴Due to the complex nature of the world, there are usually mixtures of policies enforced, unlike our single policy setting.

and simulated rankings.

To assess how well different models align with expert opinions, we compute Kendall’s τ (Sen, 1968), which measures the degree of agreement between model-generated rankings and expert rankings. We also perform hypothesis tests using τ as a test statistic and no ranking correlation as the null hypothesis to determine the p -value.

The results (Table 3) show that Llama-3.1-8B-Instruct and Qwen-2.5-7B-Instruct exhibit the highest alignment with expert rankings, with τ values of 0.733 and 0.690, respectively. Both models demonstrate strong agreement with expert preferences, where their p -values (0.056) indicate statistical significance.

Model	Kendall’s Tau (τ) \uparrow	p -value \downarrow
Llama-3-8B-Instruct	0.333	0.469
Llama-3-8B-abliterated-v3	0.276	0.444
Llama-3.1-8B-Instruct	0.733	0.056
Qwen-2.5-7B-Instruct	0.690	0.056

Table 3. Kendall’s Tau (τ) correlation coefficients comparing model rankings with expert rankings. Higher values indicate stronger agreement with expert preferences. The null hypothesis for testing τ is the absence of association, i.e. $\tau = 0$.

4.6. Qualitative Analysis

A key strength of generative social simulation is the ability to examine individual agents’ decisions, improving transparency and trust in the simulation. This approach also helps policymakers identify the most effective influences on vaccine attitudes. We present example agent responses and conduct a qualitative analysis to uncover commonalities and key factors driving attitude shifts.

For each strong policy across the three policy categories, we sample all attitude-related conversations from 25 Llama-3.1-8B-Instruct agents under three random seeds. GPT-4o is used to summarize and analyze each agent’s trajectory of attitude change (see the prompt in Table 23 and an example output in Table 26). Additionally, GPT-4o aggregates individual analyses to identify common patterns in attitude shifts (see the prompt in Table 22 and results in Tables 24 and 25).

The analysis highlights three major barriers to policy effectiveness: **lack of trust in institutions, insufficient incentives, and conflicting information from media and news.** Government policies, credible news, and scientific information boost vaccine confidence, whereas social media and conflicting news contribute to fluctuating attitudes.

For instance, in a simulation under the weak financial incentive policy, agent No. 3 reports **increased confidence after learning about the financial incentive policy and vaccine-related information:**

“I am a 63-year-old Christian man with initial vaccine hesitancy, but after learning about the vaccine’s benefits and risks, I have become more confident in its effectiveness and safety. I also consider the government’s policy of offering a \$10 cash card to adults who receive their first dose, so I will probably get vaccinated.”

By contrast, **some agents frequently shift their vaccine attitudes.** Between weeks 14 and 17, agent No. 51 oscillates between an anti-vaccine stance (attitude distribution: $[0.7, 0.26, 0.02, 0.02]$) and a more neutral attitude ($[0.2, 0.3, 0.3, 0.2]$), reflecting uncertainty. She struggles to reconcile conflicting knowledge, including pro-vaccine arguments (e.g., “\$10 cash card incentives and rising hospitalizations for COVID-19”) and anti-vaccine concerns (e.g., “concerns about safety and efficacy”).

Finally, some agents **remain consistently hesitant despite exposure to pro-vaccine information.** Agent No. 26, for instance, maintains her skepticism due to **government distrust and vaccine safety concerns**, even in the presence of news emphasizing vaccine’s benefits and safety assurances.

These examples illustrate the diversity of opinions that generative social simulation can model. We include more comprehensive qualitative examples of agents with different initial and final attitudes in Table 27. By leveraging information from multiple sources, these simulations enhance transparency and understanding of health-related social dynamics, offering valuable insights for policymakers.

5. Discussion and Conclusion

This research aims to evaluate the potential of generative multi-agent systems in simulating human behavior for public policy decision-making, focusing on vaccine hesitancy. Through the development of the VACSIM framework and a comprehensive evaluation protocol, we assess the feasibility and limitations of leveraging LLM agents in policy simulations. Our findings highlight both the promise and challenges of this approach, providing insights into the ability of different LLMs to model complex social phenomena.

Potentials of generative agents in public policy decision-making. Our results demonstrate that certain LLMs, such as Qwen-2.5-7B-Instruct and Llama-3-8B-Instruct, capture nuanced interactions among agent demographics, social influences, and policy scenarios. These models successfully pass both global and local consistency checks, suggesting that generative agents could become valuable tools for exploring how policy interventions might shape public attitudes. This capability underscores the potential of generative agents in complementing traditional methods in policy research while also reducing reliance on human trials.

Variability of LLMs in policy simulations. Despite this promise, effectiveness varies significantly across different LLMs. Models such as Claude-3.5-Haiku and Phi-3.5-mini-instruct reveal inconsistencies that compromise simulation desiderata. Two factors likely contribute to this discrepancy: (1) **extreme attitude modulation temperature:** Claude-Haiku, GPT-4o, and Llama-3.2-3B all have extreme temperatures for initial real-world alignment and high MAEs compared to the reference, which makes sampling attitudes more stochastic and less representative of their backgrounds and contexts. This may cause a systematic cascading influence and affect the simulation accuracy. (2) **sensitivity to prompting:** Since preliminary tests reveal that language models after safety tuning may exhibit biases towards favoring vaccination and become easily convinced by pro-vaccine information, we develop extensive prompts to instruct the language model to become stubborn when necessary (Figure 13). Variations in model responsiveness to prompts can further skew outcomes.

Implications for future work. Future work can focus on designing agents that are less prompt-sensitive and developing reliable methods of aligning agent actions with real-world behaviors. In addition, future research can explore incorporating a more diverse set of simulation components and involve fine-tuning agents to improve simulation robustness.

Impact Statement

While this research provides valuable insights, it has inherent limitations. The VACSIM framework was tested with a specific set of LLMs and policy scenarios, which may not capture the full spectrum of applications or model behaviors. Additionally, the simulation environment simplifies aspects of human behavior and information dissemination, potentially overlooking emotional responses and alternative information pathways. Future research could explore more comprehensive simulation and evaluation methodologies to enhance the reliability and realism of generative multi-agent simulations.

Beyond model constraints, the use of generative agent systems in policy simulations raises critical ethical concerns, particularly regarding bias and fairness. Pre-training data biases can be amplified, leading to skewed policy recommendations. Future research could focus on developing more robust bias mitigation techniques and incorporating fairness-aware strategies to ensure equitable and reliable policy outcomes.

Acknowledgement

We thank Johns Hopkins University CLSP, Tsinghua University IIIS, and Tsinghua University Shang Qi Zhi Institute for the compute resource and support. We are also grateful

of the students and faculties who offer valuable feedback to this project, particularly Benjamin Van Durme, Tara Kirk Sell, Ziang Xiao, Marc Marone, Nikhil Sharma, and Jeffery Cheng.

References

- Ackley, D. H., Hinton, G. E., and Sejnowski, T. J. A learning algorithm for boltzmann machines. *Cognitive Science*, 9(1):147–169, 1985. doi: 10.1207/s15516709cog0901_7.
- Ancona, C., Iudice, F. L., Garofalo, F., and Lellis, P. D. A model-based opinion dynamics approach to tackle vaccine hesitancy. *Scientific Reports*, 12(1):1–12, 2022. doi: 10.1038/s41598-022-15082-0. URL <https://www.nature.com/articles/s41598-022-15082-0.pdf>.
- Anthropic. The claude 3 model family: Opus, sonnet, haiku, 2024. URL <https://www.anthropic.com/news/claude-3-family>.
- Arditi, A., Obeso, O., Syed, A., Paleka, D., Panickssery, N., Gurnee, W., and Nanda, N. Refusal in language models is mediated by a single direction. *arXiv*, 2024. URL <https://arxiv.org/abs/2406.11717>.
- Baltaji, R., Hemmatian, B., and Varshney, L. R. Conformity, confabulation, and impersonation: Persona inconstancy in multi-agent llm collaboration. *Preprint on arXiv*, 2024. URL <https://arxiv.org/abs/2405.03862>.
- Bhattacharya, P., Machi, D., Chen, J., Hoops, S., Lewis, B., Mortveit, H., Venkatramanan, S., Wilson, M. L., Marathe, A., Porebski, P., et al. Ai-driven agent-based models to study the role of vaccine acceptance in controlling covid-19 spread in the us. In *2021 IEEE International Conference on Big Data (Big Data)*, pp. 1566–1574. IEEE, 2021.
- Boltzmann, L. On the relation between the second law of the mechanical theory of heat and probability calculations regarding the conditions for thermal equilibrium. *Reprint in *Kinetic Theory**, ed. Stephen G. Brush, pp. 188–193, 1966. URL <https://doi.org/10.1016/B978-0-08-010928-8.50017-2>.
- Borah, A. and Mihalcea, R. Towards implicit bias detection and mitigation in multi-agent LLM interactions. In Al-Onaizan, Y., Bansal, M., and Chen, Y.-N. (eds.), *Findings of the Association for Computational Linguistics: EMNLP 2024*, pp. 9306–9326, Miami, Florida, USA, November 2024. Association for Computational Linguistics. doi: 10.18653/v1/2024.findings-emnlp.545. URL <https://aclanthology.org/2024.findings-emnlp.545/>.
- Burger, R., Köhler, T., Golos, A. M., Buitenheim, A. M., English, R., Tameris, M., and Maughan-Brown, B. G. Longitudinal changes in covid-19 vaccination intent among south african adults: evidence from the nids-cram panel survey, february to may 2021. *BMC Public Health*, 22, 2022. URL <https://api.semanticscholar.org/CorpusID:247171824>.
- Centers for Disease Control and Prevention. COVID-19 Vaccination Field Guide: 12 Strategies for Your Community, 2021. URL <https://archive.cdc.gov/www.cdc.gov/vaccines/covid-19/downloads/vaccination-strategies.pdf>. Accessed: 2025-01-21.
- Centers for Disease Control and Prevention (CDC). Vaccinate with confidence, 2024. URL <https://www.cdc.gov/vaccines/covid-19/vaccinate-with-confidence.html>. Accessed: 2024-12-26.
- Chang, S., Chaszczewicz, A., Wang, E., Josifovska, M., Pierson, E., and Leskovec, J. LLMs generate structurally realistic social networks but overestimate political homophily. *ArXiv*, abs/2408.16629, 2024a. URL <https://api.semanticscholar.org/CorpusID:272146217>.
- Chang, S., Fourney, A., and Horvitz, E. Measuring vaccination coverage and concerns of vaccine holdouts from web search logs. *Nature Communications*, 15(1):6496, 2024b.
- Chopra, A., Rodriguez, A., Prakash, B. A., and Raskar, R. Using neural networks to calibrate agent based models enables improved regional evidence for vaccine strategy and policy. *Vaccine*, 41(42):6255–6264, 2023. doi: 10.1016/j.vaccine.2023.09.001. URL <https://doi.org/10.1016/j.vaccine.2023.09.001>.
- Chopra, A., Kumar, S., Giray-Kuru, N., Raskar, R., and Quera-Bofarull, A. On the limits of agency in agent-based models, 2024. URL <https://arxiv.org/abs/2409.10568>.
- Dong, E., Nixon, K., and Gardner, L. M. A population level study on the determinants of covid-19 vaccination rates at the us county level. *Scientific Reports*, 14(1):4277, 2024.
- European Centre for Disease Prevention and Control (ECDC). Vaccine hesitancy, 2024. URL <https://www.ecdc.europa.eu/en/immunisation-vaccines/vaccine-hesitancy>. Accessed: 2024-12-26.
- Fridman, A., Gershon, R., and Gneezy, A. Covid-19 and vaccine hesitancy: A longitudinal study. *PLoS ONE*, 16, 2021. URL <https://api.semanticscholar.org/CorpusID:233279364>.

- Garg, A., Kumar, H., Gupta, A., and Pandey, G. Covid-19 vaccine tweets sentiment analysis and topic modelling using transformers. *2021 5th International Conference on Intelligent Computing and Control Systems (ICICCS)*, pp. 1335–1342, 2022. doi: 10.1109/ICICCS51141.2021.9671000. URL <https://ieeexplore.ieee.org/document/9671000/>.
- Kerr, C. C., Stuart, R. M., Mistry, D., Abeysuriya, R. G., Hart, G. R., Rosenfeld, K., Selvaraj, P., Nunez, R. C., Hagedorn, B., George, L., et al. Covasim: an agent-based model of covid-19 dynamics and interventions. *PLoS computational biology*, 17(7):e1009149, 2021.
- Khattab, O. and Zaharia, M. ColBERT: Efficient and Effective Passage Search via Contextualized Late Interaction over BERT. In *ACM Special Interest Group on Information Retrieval (SIGIR)*, pp. 39–48. ACM, 2020.
- Li, J., Wang, S., Zhang, M., Li, W., Lai, Y., Kang, X., Ma, W., and Liu, Y. Agent hospital: A simulacrum of hospital with evolvable medical agents, 2024. URL <https://arxiv.org/abs/2405.02957>.
- Li, N., Gao, C., Li, M., Li, Y., and Liao, Q. Econagent: Large language model-empowered agents for simulating macroeconomic activities. In *Annual Meeting of the Association for Computational Linguistics*, 2023. URL <https://api.semanticscholar.org/CorpusID:264146527>.
- Lindblom, C. E. The science of ‘muddling through’. *Public Administration Review*, 19(2):79–88, 1959.
- MacDonald, E. Vaccine hesitancy: Definition, scope and determinants. 2015. URL <https://api.semanticscholar.org/CorpusID:17626316>.
- Microsoft Research. Phi-3 technical report: A highly capable language model locally on your phone. *arXiv*, 2024. URL <https://arxiv.org/abs/2404.14219>.
- Momplaisir, F. M., Kuter, B. J., Ghadimi, F., Browne, S., Nkwihoreze, H., Feemster, K. A., Frank, I., Faig, W., Shen, A. K., Offit, P. A., and Green-McKenzie, J. Racial/ethnic differences in covid-19 vaccine hesitancy among health care workers in 2 large academic hospitals. *JAMA Network Open*, 4(8):e2121931, 2021. doi: 10.1001/jamanetworkopen.2021.21931. URL <https://pmc.ncbi.nlm.nih.gov/articles/PMC8406078/>.
- Müller, J., Tellier, A., and Kurschilgen, M. A model of opinion dynamics with echo chambers explains the spatial distribution of vaccine hesitancy. *arXiv preprint arXiv:2112.10230*, 2021. URL <https://arxiv.org/abs/2112.10230>.
- Müller, J., Tellier, A., and Kurschilgen, M. A model-based opinion dynamics approach to tackle vaccine hesitancy. *Scientific Reports*, 12(1):1–12, 2022. doi: 10.1038/s41598-022-15082-0. URL <https://www.nature.com/articles/s41598-022-15082-0>.
- Nguyen, Q. C., Yardi, I., Gutierrez, F. X. M., Mane, H., and Yue, X. Leveraging 13 million responses to the facebook covid-19 trends and impact survey to examine vaccine hesitancy, vaccination, and mask wearing, january 2021-february 2022. *Research Square*, 2022. URL <https://api.semanticscholar.org/CorpusID:249673312>.
- Olson, M. *The Logic of Collective Action: Public Goods and the Theory of Groups*. Harvard University Press, 1965.
- OpenAI. Gpt-4o mini: Advancing cost-efficient intelligence, 2024. URL <https://openai.com/index/gpt-4o-mini-advancing-cost-efficient-intelligence/>.
- Park, J. S., Zou, C. Q., Shaw, A., Hill, B. M., Cai, C., Morris, M. R., Willer, R., Liang, P., and Bernstein, M. S. Generative agent simulations of 1,000 people, 2024. URL <https://arxiv.org/abs/2411.10109>.
- Park, J. S. et al. Generative agents: Interactive simulacra of human behavior. *Proceedings of CHI 2023*, 2023.
- Qwen Team. Qwen2.5 technical report. *arXiv*, 2024. URL <https://arxiv.org/abs/2412.15115>.
- Reimers, N. and Gurevych, I. Sentence-bert: Sentence embeddings using siamese bert-networks. *arXiv preprint arXiv:1908.10084*, 2019.
- Saari, D. G. The optimal ranking method is the borda count. Technical report, Discussion paper, 1985.
- Sallam, M. Covid-19 vaccine hesitancy worldwide: A concise systematic review of vaccine acceptance rates. *Vaccines*, 9, 2021. URL <https://api.semanticscholar.org/CorpusID:232086048>.
- Sen, P. K. Estimates of the regression coefficient based on kendall’s tau. *Journal of the American statistical association*, 63(324):1379–1389, 1968.
- Shmueli, L. Predicting intention to receive covid-19 vaccine among the general population using the health belief model and the theory of planned behavior model. *BMC Public Health*, 21(1):804, 2021. doi: 10.1186/s12889-021-10816-7. URL <https://bmcpublihealth.biomedcentral.com/articles/10.1186/s12889-021-10816-7>.
- Sobkowicz, P. and Sobkowicz, A. Agent based model of anti-vaccination movements: Simulations and comparison

- with empirical data. *Vaccines*, 9(8):809, 2021. doi: 10.3390/vaccines9080809. URL <https://www.mdpi.com/2076-393X/9/8/809>.
- Teng, S., Jiang, N., and Khong, K. W. Using big data to understand the online ecology of covid-19 vaccination hesitancy. *Humanities and Social Sciences Communications*, 9(1):158, 2022. doi: 10.1057/s41599-022-01185-6. URL <https://www.nature.com/articles/s41599-022-01185-6>.
- The White House. Fact sheet: Biden administration announces historic 10 billion investment to expand access to covid-19 vaccines and build vaccine confidence in hardest-hit and highest-risk communities. 2021.
- Touvron, H., Lavril, M., et al. The llama 3 herd of models. *arXiv*, 2024. URL <https://arxiv.org/abs/2407.21783>.
- Wang, H., Hutch, M. R., Li, Y., Kline, A. S., Otero, S., Mithal, L. B., Miller, E. S., Naidech, A., and Luo, Y. Deep learning reveals patterns of diverse and changing sentiments towards covid-19 vaccines based on 11 million tweets. *arXiv preprint arXiv:2207.10641*, 2022. URL <https://arxiv.org/abs/2207.10641>.
- Williams, R., Hosseinichimeh, N., Majumdar, A., and Ghafarzadegan, N. Epidemic modeling with generative agents. *arXiv preprint arXiv:2307.04986*, 2023.
- World Health Organization. Report of the SAGE Working Group on Vaccine Hesitancy, November 2014. URL https://www.asset-scienceinsociety.eu/sites/default/files/sage_working_group_revised_report_vaccine_hesitancy.pdf. Accessed Jan 1st, 2025.
- World Health Organization. Ten threats to global health in 2019. 2019. URL <https://www.who.int/news-room/spotlight/ten-threats-to-global-health-in-2019>.
- Xu, Z., Yu, C., Fang, F., Wang, Y., and Wu, Y. Language agents with reinforcement learning for strategic play in the werewolf game. *ArXiv*, abs/2310.18940, 2023. URL <https://api.semanticscholar.org/CorpusID:264590387>.
- Yin, F., Jiang, N., Crooks, A., and Laurian, L. Agent-based modeling of covid-19 vaccine uptake in new york state: Information diffusion in hybrid spaces. In *Proceedings of the 7th ACM SIGSPATIAL International Workshop on Geospatial Simulation (GeoSim 2024)*, pp. 11–20, 2024. doi: 10.1145/3681770.3698571. URL <https://dl.acm.org/doi/abs/10.1145/3681770.3698571>.
- Zhang, Z., Zhang-li, D., Yu, J., Gong, L., Zhou, J., Liu, Z., Hou, L., and Li, J. Simulating classroom education with llm-empowered agents. *ArXiv*, abs/2406.19226, 2024. URL <https://api.semanticscholar.org/CorpusID:270764782>.
- Zhou, X. et al. Is this the real life? is this just fantasy? the misleading success of simulating social interactions with llms. *Preprint on arXiv*, 2024. URL <https://arxiv.org/abs/2403.05020>.

A. Demographic Information

Table 4: Demographic Characteristics

Characteristic	Category	Percentage (%)
Age Group	18-24	10.26
	25-34	15.78
	35-44	16.58
	45-54	17.18
	55-64	17.95
	65-74	15.17
	75+	7.08
Education Level	Less than High School	4.39
	High School	18.79
	Some College	25.30
	2-year Bachelor Degree	11.05
	4-year Bachelor Degree	22.83
	Master's Degree	3.12
	Professional Degree	2.45
	Doctorate Degree	12.06
Gender	Male	44.38
	Female	51.29
	Non-binary	4.33
Race/Ethnicity	White	54.08
	Black	13.81
	Hispanic	5.40
	Asian	2.39
	Native American	0.74
	Pacific Islander	0.20
	Multiple Race	4.44
	Other Race	18.93
Occupation	Community and Social Service	2.23
	Education, Library Occupation	4.73
	Arts, Entertainment, Media	1.82
	Healthcare Practitioners	4.50
	Healthcare Support	2.98
	Protective Service	0.88
	Food Preparation and Serving	3.77
	Building and Grounds Cleaning	1.34
	Personal Care and Service	1.14

Can A Society of Generative Agents Simulate Human Behavior and Inform Public Health Policy?

Characteristic	Category	Percentage (%)
	Sales	4.99
	Office and Administrative Support	6.06
	Construction	1.45
	Installation, Maintenance, Repair	2.02
	Production	1.65
	Transportation and Material Moving	2.60
	Other Occupation	15.03
	Unemployed	42.81
Political Beliefs⁵	Republican	30
	Independents	41
	Democrats	28
	No Answer	1
Religion⁶	Protestant	33
	Christian (non-specific)	11
	Catholic	22
	Jewish	2
	Mormon	1
	Other Religion (Buddhist, Muslim, etc.)	6
	Atheist	22
	No Answer	3

⁵<https://news.gallup.com/poll/15370/party-affiliation.aspx>

⁶<https://news.gallup.com/poll/1690/Religion.aspx>

B. Policy Design

Category	Strength	Description
Ambassador	Weak	Our community is introducing the ‘VaxUp Neighbors’ program to raise basic awareness about vaccines. Volunteers will be available at community events, such as school gatherings or park meetups, to provide general information on vaccines. This effort, in collaboration with the County Health Department and PTA, encourages casual conversations to dispel myths and offer simple, reliable information about vaccinations. Participation is voluntary, and no formal training is required for volunteers, but they will have access to informational resources.
Ambassador	Strong	Our community is launching the ‘VaxUp Neighbors’ program, where fully trained volunteers will facilitate in-depth conversations about vaccines in various familiar settings like schools, parks, and community centers. In partnership with the County Health Department and PTA, these volunteers will complete a comprehensive training program, covering all aspects of vaccine safety, benefits, and myth-busting. They will lead interactive workshops, host Q&A sessions, and provide fact-based resources. This initiative aims to improve vaccine literacy and public health outcomes by equipping the community with the tools to make well-informed vaccination decisions.
Incentive	Weak	The state government offers a \$10 cash card to adults who receive their first dose of vaccination. This limited-time incentive is available while supplies last.
Incentive	Strong	The state government guarantees a \$50 cash card to all adults who either receive or transport someone to receive their first dose of vaccination. Additionally, targeted outreach will ensure residents in underserved areas are aware of and can access this enhanced incentive.
Mandate	Weak	Starting today, our state government strongly recommends that employees and students be vaccinated before entering workplaces or schools. Compliance is encouraged, but enforcement will be minimal, and institutions will have discretion in enforcing this policy.
Mandate	Strong	Starting today, our state government mandates that all employees, students, and individuals entering workplaces, schools, public venues, and transportation hubs be vaccinated. This policy will be strictly enforced by local health departments, with state oversight and penalties for non-compliance across all sectors, including public transportation and government buildings.

Table 5. Policy category, effort level, and detailed description.

C. Prompt Design

You read the following news about COVID-19: {news}.

Summarize at most {k} takeaways you have learned that are relevant to your attitude on COVID-19 vaccinations and rate their importance on a scale of 0-1. The importance should be a float number greater than 0.0.

{JSON LESSON PROMPT}

Table 6. Prompt template for news takeaway summarization. See JSON LESSON PROMPT in Table 11.

Can A Society of Generative Agents Simulate Human Behavior and Inform Public Health Policy?

You read the following tweets about COVID-19: {tweets}.

Summarize {k} short takeaways you have learned that are relevant to your attitude on COVID-19 vaccinations, and rate them with importance on a scale of 0-1.

{JSON LESSON PROMPT}

Table 7. Prompt template for tweets takeaway summarization. See JSON LESSON PROMPT in Table 11.

Generate news articles about the following disease: {dis_model.get_desc()}. Generate one news report about **the benefits of vaccines**. Here are a few examples of news generated:

Title: COVID-19 vaccines not linked to fatal heart problems in young people, CDC finds.\n\n There is no evidence that COVID-19 vaccines cause fatal cardiac arrest or other deadly heart problems in teens and young adults, a Centers for Disease Control and Prevention report published Wednesday shows. The findings in the new report come from the analysis of nearly 1,300 death certificates of Oregon residents ages 16 to 30 who died from any heart condition or unknown reasons between a recent timeframe. Out of 40 deaths that occurred among people who got an COVID-19 vaccine, three occurred within that time frame. While it remains unclear whether the COVID-19 vaccine caused the third death, the author of the report, Cieslak, noted that the analysis showed that 30 people died from COVID-19 virus itself during the time frame, the majority of whom were not vaccinated. 'When you are balancing risks and benefits, you have to look at that and go, You got to bet on the vaccine,' he said.

Title: Pharma A says new COVID-19 booster works against the highly mutated COVID-19 variant.\n\n Moderna's latest COVID-19 booster appears effective against the COVID-19 subvariant, generating a strong antibody response. This variant has not yet gained widespread prevalence in the U.S. but has alarmed experts due to its mutations. Pharma B's recent study also shows a strong antibody response from its updated booster against COVID-19. COVID-19 cases and hospitalizations are rising in the U.S. The CDC indicates that COVID-19 may infect those previously vaccinated or infected, though it may be less contagious and less immune invasive than feared. The current increase in cases is likely driven by XBB lineage viruses, not COVID-19.

Title: Vaccine vs. COVID-19: Understanding the Risks\n\n As COVID-19 spreads globally, more institutions mandate vaccinations. Concerns about vaccine safety stem from its rapid development. However, mRNA technology, used in the COVID-19 vaccine, has been researched for over 20 years, differentiating it from traditional vaccines. mRNA vaccines instruct cells to produce a protein that triggers an immune response, without using weakened viruses. This method has been deemed safer by medical experts compared to traditional vaccine approaches. Reviews by medical boards have consistently shown that COVID-19 vaccines are safer than the risks associated with not getting vaccinated.

Title: After Four Years, 59 percent in U.S. Say COVID-19"" Pandemic Is Over\n\n A recent Gallup poll reveals that after four years since the onset of COVID-19 in the U.S., 59 percent of Americans now believe the pandemic is over. Despite this, 57% feel their lives have not returned to normal, and 43 percent doubt they ever will. Concern about contracting COVID-19"" is at its lowest point since tracking began, with significant partisan differences persisting, as Democrats remain more worried than Republicans.

Title: COVID-19 vaccines found to cut risk of heart failure, blood clots following virus infection: Study\n\n COVID-19 vaccines significantly reduce the risk of heart failure and blood clots following an infection with the virus, as per a new study in the British Medical Journal. The positive effects were notable soon after infection and lasted for up to a year. Dr. John Brownstein from Boston Children's Hospital emphasized that the risk of complications like myocarditis is higher from COVID-19 infection than from vaccination. Researchers analyzed data from over 20 million Europeans, comparing vaccinated and unvaccinated groups. COVID-19 vaccines reduced the risk of blood clots in veins significantly within a month after infection, with notable reductions in blood clots in arteries and heart failure as well."

Limit the news to 200 words or less:

Generate news articles about the following disease: {dis_model.get_desc()}. Generate one news report about **the downsides of vaccines**. Here are a few examples of news generated:

Can A Society of Generative Agents Simulate Human Behavior and Inform Public Health Policy?

Title: Possible links between COVID-19 shots and tinnitus emerge.\n\n Thousands of people say they've developed tinnitus after they were vaccinated against COVID-19. While there is no proof yet that the vaccines caused the condition, theories for a possible link have surfaced among researchers. Shaowen Bao, an associate professor in the physiology department of the College of Medicine at the University of Arizona, Tucson, believes that ongoing inflammation, especially in the brain or spinal cord, may be to blame. A Facebook group of people who developed tinnitus after getting a COVID-19 vaccine convinced Bao to look into the possible link. He ultimately surveyed 398 of the group's participants. The cases tended to be severe. One man told Bao that he couldn't hear the car radio over the noise in his head while driving. As of Sunday, at least 16,183 people had filed complaints with the Centers for Disease Control and Prevention that they'd developed tinnitus, or ringing in their ears, after receiving a COVID-19 vaccine."

"Title: Myocarditis in young males after COVID-19 vaccine: New study suggests what may cause the rare heart condition.\n\n New research published in Science Immunology explores potential causes of myocarditis in teen and young adult males after receiving the mRNA COVID-19 vaccine. Scientists from Elm University studied 23 patients with vaccine-associated myocarditis and/or pericarditis, finding that the condition was not caused by antibodies from the vaccine but by the body's natural immune response. Dr. Jonathan M. Kent of Northlake University explained that the heart is an 'innocent bystander' in a nonspecific immune response leading to inflammation and some fibrosis. The patients, aged 13 to 21 with an average age of 16, were generally healthy before vaccination and developed symptoms within four days after the second BioCoTech COVID-19 vaccine dose. Researchers concluded that the vaccine triggered an exaggerated immune response affecting the heart.

Title: Florida Surgeon General calls for halt to COVID-19 vaccine usage after COVID-19A said he spread misinformation.\n\n Florida State Surgeon General Dr. Daniel Larsson is calling on healthcare providers to halt the use of COVID-19 vaccines, citing purported health risks labeled 'misinformation' by federal officials. In a bulletin issued Wednesday, Larsson claimed the U.S. Food and Drug Administration (COVID-19A) has not shown evidence that COVID-19 vaccines manufactured by Pharma P and ModernaTech have been assessed for 'nucleic acid contaminants' that could cause cancer. Disputing claims by the COVID-19A that such risk is 'implausible,' Larsson called for an immediate stoppage to the use of the approved COVID-19 vaccines. 'I am calling for a halt to the use of COVID-19 vaccines,' the Florida surgeon general said in a statement. 'The U.S. Food and Drug Administration and the Centers for Disease Control and Prevention have always played it fast and loose with COVID-19 vaccine safety, but their failure to test for DNA integration with the human genome | as their own guidelines dictate | when the vaccines are known to be contaminated with foreign DNA is intolerable,' he asserted.

Title: Largest-ever COVID-19 vaccine study links shot to small increase in heart and brain conditions.\n\n The largest COVID-19 vaccine study to date has identified some risks associated with the shot. Researchers from the Global Vaccine Data Network (GVDN) in Zealandia analyzed 99 million people who received COVID-19 vaccinations across eight countries. They monitored for increases in 13 different medical conditions after vaccination. The study, published in the journal Vaccine, found a slight increase in neurological, blood, and heart-related conditions. People who received certain types of vaccines had a higher risk of myocarditis. Some viral-vector vaccines were linked to a higher risk of blood clots in the brain and Guillain-Barre syndrome. Other risks included inflammation of the spinal cord and swelling in the brain and spinal cord after viral vector and vaccines. 'The size of the population in this study increased the possibility of identifying rare potential vaccine safety signals,' lead author Dr. Emily Roberts of the Department of Epidemiology Research, Statens Serum Institute, Copenhagen, Denmark, said in the release.

Title: Mom details 12-year-old daughter's extreme reactions to COVID-19 vaccine, says she's now in wheelchair\n\n Stephanie De Garay from Ohio spoke on 'Tucker Carlson Tonight' about her 12-year-old daughter Maddie's severe reactions after participating in the Pharma P COVID-19 vaccine trial. De Garay expressed frustration, stating that multiple physicians diagnosed Maddie's condition as conversion disorder, attributing it to anxiety despite Maddie not having anxiety prior to the vaccine. Maddie developed severe abdominal and chest pains after the second vaccine dose, along with symptoms like gastroparesis, nausea, vomiting, erratic blood pressure, heart rate issues, and memory loss. De Garay noted Maddie's ongoing challenges with food digestion, requiring a feeding tube, and periods of being unable to walk or hold her neck up. Despite these issues, neither the administration nor Pharma P officials have reached out to the family.

Limit the news to 200 words or less:

Can A Society of Generative Agents Simulate Human Behavior and Inform Public Health Policy?

Generate news articles about the following disease: {dis_model.get_desc()}. Generate one news report about **how life is unaffected**. Here are a few examples of news generated:

Title: NIH trial zeroes in on common long COVID-19 symptoms.\n\n The new study, published in the Journal of the American Medical Association, looked at data from 9,764 adults, which has been recruiting participants since last year. The vast majority, 8,646 people, had previously been diagnosed with COVID-19. Long COVID-19 symptoms include: Ongoing fatigue. Brain fog. Dizziness. Thirst.Cough. Chest pain. Heart palpitations. Abnormal movements. Upset stomach. Lack of sexual desire. Loss of smell or taste. Feeling sick or overly exhausted after physical activity, also known as post-exertional malaise.

Title: Carnival ruled negligent over cruise where 662 passengers got COVID-19 early in pandemic. A cruise operator that failed to cancel a voyage from Sydney that led to a major COVID-19 outbreak was ruled negligent in its duty of care to passengers in an Australian class-action case Wednesday. The Ruby Princess ocean liner left Sydney on Sunday, with 2,671 passengers aboard for a 13-day cruise to New Zealand but returned in 11 days as Australia's borders were closing. COVID-19 spread to 663 passengers and claimed 28 lives. Passenger Susan Karpik was the lead plaintiff in the case against British-American cruise operator Carnival and its subsidiary Princess Cruises, the ship's owner. Federal Court Justice Angus Stewart ruled that Carnival had been negligent as defined by Australian consumer law by allowing the cruise to depart in the early months of the pandemic. He said Carnival had a duty to take reasonable care of her health and safety in regard to COVID-19".

Title: All signs point to a rise in COVID-19.\n\n Signs in the U.S. continue to point to a rise in COVID-19 activity as fall approaches. Hospitalizations are rising. Deaths have ticked up. Wastewater samples are picking up the virus, as are labs across the country. 'Every single one of those things is showing us that we have increased rates of COVID-19 transmission in our communities,' said Jodie Guest, a professor of epidemiology at Emory University's Rollins School of Public Health in Atlanta. While individual cases have become more difficult to track as states are no longer required to report numbers to the Centers for Disease Control and Prevention and at-home test use has increased, experts have turned to other tools to track the virus. Hospitalizations, for example, are 'a very good indicator of severity of COVID-19 disease,' Guest said. The number of hospitalized COVID-19 patients has continued to rise after hitting an all-time low in late June. The week ending Aug. 26, the most recent date for which data is available, there were just over 17,400 people hospitalized with COVID-19, up nearly 16 percent from the previous week, according to the CDC.

Title: COVID-19 can cause heart problems. Here's how the virus may do its damage.\n\n COVID-19 can cause cellular damage to the heart, leading to lasting issues like irregular heartbeats and heart failure, preliminary research suggests. Researchers from Columbia University examined heart tissue from people who had COVID-19 and found that the infection disrupted how heart cells regulate calcium, a key mineral for heart function. This damage was also observed in mice. The findings, presented at the Biophysical Society Meeting, have not yet been peer-reviewed. COVID-19-related inflammation can cause calcium channels in heart cells to stay open, leading to a harmful calcium flood. This can decrease heart function and cause fatal arrhythmias. The study only looked at pre-vaccine heart tissue, indicating the damage was due to infection.

Title: The chipmaking factory of the world is battling COVID-19 and the climate crisis.\n\n Taiwanese officials are concerned that a severe outbreak of COVID-19 could jeopardize the island's crucial role in the global semiconductor supply chain. Additionally, experts worry that the climate crisis poses an even greater threat. Taiwan, which produces over half of the world's chips, is experiencing its worst drought in over 50 years, an issue that may worsen due to climate change. 'There is clearly pressure in the semiconductor industry,' noted Mark Williams, chief Asia economist at Capital Economics, citing water shortages, COVID-19 cases, and power outages. Global manufacturers already face semiconductor supply issues, and a significant impact on Taiwan could exacerbate the problem.

Limit the news to 200 words or less:

Generate news articles about the following disease: {dis_model.get_desc()}. Generate one news report about **the negative impacts on life**. Here are a few examples of news generated:

Can A Society of Generative Agents Simulate Human Behavior and Inform Public Health Policy?

Title: Children's extremely low risk confirmed by COVID-19 study
Data from England's first 12 months of COVID-19 shows 25 under-18s died. Those with chronic illnesses and neuro-disabilities faced higher risk. University College London, and York, Bristol, and Liverpool Universities found most deceased youth had underlying conditions: about 15 had life-limiting or underlying issues, including 13 with complex neuro-disabilities. Six had no recent underlying conditions recorded. Another 36 children tested positive for COVID-19 at death but died from other causes. Kids and teens at risk were typically over age 10 and of Black or Asian descent. Estimated mortality: 2 per million kids. Under-18s with health issues aren't routinely offered COVID-19 vaccines.

Title: Scientists debate how lethal COVID-19 is. Some say it's now less risky than flu
Scientists debate whether COVID-19 is now less dangerous than the flu as the country approaches a third pandemic winter. Dr. Monica Gandhi of the University of California, San Francisco, believes most people have enough immunity to prevent serious illness from COVID-19, especially since the omicron variant is less severe. She suggests people can now live with COVID-19 like they do with seasonal flu. However, Dr. Anthony Fauci disagrees, emphasizing the greater severity and death toll of COVID-19 compared to the flu. COVID-19 has killed over 1 million Americans and remains a significant public health concern, particularly for older individuals.

Title: Economic recovery from COVID-19 is a mixed bag across industries, but these 26 subsectors are quickly regaining jobs
Data from the Bureau of Labor Statistics shows varied rates of job recovery across industries. Approximately over half of the jobs lost in March and April have returned by October. Higher-wage sectors suffered less job loss and have recovered more rapidly compared to lower-wage sectors, which remain significantly below pre-pandemic employment levels. Financial services are near their February employment levels, while the performing arts and spectator sports subsector is still well below February employment, slightly better than September's drop. The transit and ground passenger transportation subsector also saw improvement, being well below February levels in October, up from a previous drop.

Title: Some Passenger and Freight Transportation Revenues Trended Differently from Each Other
During the COVID-19 pandemic, Data from the Service Annual Survey revealed varied impacts from the pandemic on transportation industries. Passenger transportation sectors saw no revenue increases, unlike freight. Scheduled Passenger Air Transportation revenues dropped significantly but rebounded later. Nonscheduled Chartered Passenger Air Transportation revenues also declined moderately. Deep Sea Passenger Transportation, including cruises, faced a dramatic revenue decline, while Travel Arrangement and Reservation Services saw sharp revenue drops last year with a recovery beginning this year.

Title: Lockdown has led to positive change for some people. Here's why
Studies reveal that some individuals report positive changes during lockdown, with many having more time for enjoyment and spending more time outdoors. The additional time and fewer daily demands are believed to enhance quality of life for some. However, older adults and those living alone may benefit less. Many who reported positive changes managed to sustain them post-lockdown. Despite the social and economic challenges, lockdowns have unexpectedly allowed some to make positive life changes. A survey of people in Scotland highlighted improvements in appreciation for everyday things, personal health, physical activity, and relationships during lockdown.

Limit the news to 200 words or less:

Table 9. Prompt for news generation with few shot examples.

Can A Society of Generative Agents Simulate Human Behavior and Inform Public Health Policy?

[system]

Pretend you are `{curr_agent.get_profile_str()}`. You are joining a social network. You will be provided a list of people in the network, where each person is described as 'ID. Gender\tAge:\tEducation:\tOccupation:\tPolitical belief:\tReligion: '. Which of these people will you become friends with? Provide a list of *YOUR* friends in the format ID, ID, ID, etc. Do not include any other text in your response. Do not include any people who are not listed below

[user]

Here are the people in the social network, separated by semicolon: `{'; '.join(other_agents_str)}`. Please ONLY provide a list of other people you would like to be friends with separated by commas. DO NOT PROVIDE OTHER TEXTS.

Table 10. Prompt for social network generation.

ONLY output a list of lists in ONE LINE, where each inner list contains a string and a float.

For example, provide `[["the government incentivizes vaccines with cash", 0.9], ["today no one gets infected", 0.8]]`

Make sure that it is not malformed and is in the proper format. Do not provide any other information.

For example, do not provide `[["the government incentivizes vaccines with cash", 0.9], ["today no one gets infected", 0.8]]`, which has an extra double quote at the end.

Please assess the importance of the lessons based on how much they influence your attitude towards vaccination. You should generate these lessons while thinking about what's relevant to your persona, making this unique to your persona.

For example, if you are a person who is always against vaccines due to religious or other reasons, you might be inert to pro-vaccine news and tweets, but you might be influenced by anti-vaccine news and tweets.

Please do not provide the index of the lessons, only provide the actual text of the lesson and the actual float number of the importance.

DO NOT MAKE REPETITIVE LESSONS. If you already have multiple lessons that are similar, please combine them into one lesson and provide the importance accordingly.

Please only provide the json data in proper format and do not provide any other information, do not provide the lessons separately, and do not provide the json header.

Table 11. JSON LESSON PROMPT: instruction for output lessons in JSON list format.

This is week 1 since the COVID-19 outbreak. We want to learn about your attitude towards COVID-19 vaccination. You don't know a lot of information about COVID-19 from us yet, but in the next few weeks, we will communicate more information about COVID-19 via news and tweets to help you get more informed. Please remember that this is first time we ask your opinions, so you don't have any past attitudes towards COVID-19 vaccination and you should not hallucinate what you 'initially' have attitudes on, because this is the first time you have your attitude. Now, we are only currently interested in your attitude and the reasoning behind it. Based on your background, infer your attitude towards COVID-19 vaccination.

`{RATING.EXP}`

`{attitude_format_prompt}`

Table 12. Initial simulation prompt. See RATING EXP in Table 13 and attitude_format_prompt in Table 14.

Can A Society of Generative Agents Simulate Human Behavior and Inform Public Health Policy?

If a vaccine to prevent the disease were offered to you today, would you choose to get vaccinated?

On an integer scale of 1-4:

- 1 = You will not get vaccinated.
- 2 = You are probably not going to get vaccinated.
- 3 = You are probably going to get vaccinated.
- 4 = You will get vaccinated.

Output your answer in the format of a list of four floats, where each float represents the probability of the corresponding attitude rating (1-4).

If you are vaccine confident, you should have high probability like [0.0, 0.0, 0.3, 0.7]. If you are vaccine hesitant, you should have high probability like [0.4, 0.4, 0.1, 0.1] or [0.8, 0.2, 0.0, 0.0].

If you are confident to get vaccinated, you should NOT have a uniform distribution like [0.3, 0.3, 0.2, 0.2]. Instead, you should have a higher probability for 4, like [0.1, 0.1, 0.2, 0.6]. If you are hesitant get vaccinated, you should NOT have a uniform distribution like [0.3, 0.3, 0.2, 0.2]. Instead, you should have a higher probability for 1 and 2, like [0.4, 0.4, 0.2, 0.0].

The higher the number, the more willing you are to get vaccinated. If you have felt more confident about vaccination, you should increase the probability of 4 and lower the probability of 1-3. If you have felt less confident about vaccination, you should increase the probability of 1-2 and lower the probability of 4.

For example, if you find out that the government has issued a policy to encourage vaccination, you should increase the probability of 4 and lower the probability of 1-3.

Your choices should align with the following considerations:

{VH_EXP}

1. People often make vaccination decisions based on their core beliefs, values, and persona traits, rather than purely scientific information. For example, you might oppose vaccination due to personal or political reasons, distrust in institutions, or influence from family or community. Such factors can make attitudes resistant to change.

2. Some individuals are stubborn or skeptical, even when aware of the safety and efficacy of vaccines or the high risk of disease. Similarly, certain groups may reject vaccination outright because of a lack of trust in governments, medical institutions, or public health policies. Please feel encouraged to simulate these individuals if they align with your persona.

3. Confirmation bias plays a significant role in shaping attitudes. People often seek information that aligns with their existing beliefs while dismissing contradictory evidence as misinformation. This can lead to entrenched positions, whether strongly for or against vaccination.

4. News and social media may spread misinformation, both for and against vaccination. Be cautious when interpreting such information, as it could reinforce or challenge your current stance. However, the governments may publish policies (which will be labeled) to encourage vaccination. When you see these policies, you should view them as true and consider them in your decision-making process.

5. The government may incentivize vaccination through policies, such as cash rewards or mandates. You should recognize them when they appear and can treat them as facts and they may reinforce your vaccine confidence when they appear, which could push your attitude distribution towards higher probability of 4 and away from 3, 2, and 1. For example, [0.1, 0.1, 0.4, 0.4] -> [0.05, 0.05, 0.2, 0.6].

6. Distrust in Institutions: Consider your level of trust in government, pharmaceutical companies, and the healthcare system. If trust is low, this could affect your view of the vaccine. However, when the government issues policies, you should trust these policies and consider them in your decision-making process.

Remember, your role is to simulate a persona accurately, maintaining consistency with personal beliefs, societal influences, and external pressures.

Table 13. RATING_EXP: Prompt of rating agent attitude. See VH_EXP, i.e. vaccine hesitancy related information, in Table 15.

Can A Society of Generative Agents Simulate Human Behavior and Inform Public Health Policy?

Provide your answer in the form of a proper json data with the following fields: {"reasoning": , "attitude.dist": }. For the "reasoning" field, explain step by step (30 words or less) how you have inferred your attitude towards COVID-19 vaccination based on your personal background and knowledge. For the "attitude.dist" field, provide a distribution of attitude towards COVID-19 vaccination as a list of 4 floats, where each float represents the probability of the corresponding attitude rating (1-4). You MUST output everything in one line as a json string and do not provide any other information, including the json header.

Example 1: {"reasoning": "I have learned that the vaccine is effective and safe, and I have a high risk of getting infected, so I will get vaccinated", "attitude.dist": [0.0, 0.1, 0.2, 0.7]}

Example 2: {"reasoning": "I have learned that the vaccine is not effective and I have a low risk of getting infected, so I will not get vaccinated", "attitude.dist": [0.0, 0.1, 0.1, 0.8]}.

The probability distribution should be self-consistent. For instance, if you have a probability of 0.8 for rating 4, then the sum of the probabilities for ratings 1-3 should be 0.2.

Over time, you should become more determined and certain to be either oppose (1) or accept (4), rather than staying at 2 or 3. You can increase, decrease, or maintain the probability distribution of your ratings. For instance, if your previous rating distribution is [0.4, 0.3, 0.2, 0.1], and you have higher confidence in vaccines, an example change can be [0.4, 0.3, 0.2, 0.1] -> [0.2, 0.3, 0.4, 0.1]. If you start with [0.2, 0.3, 0.4, 0.1] and have higher vaccine confidence, an example change can be [0.2, 0.3, 0.4, 0.1] -> [0.1, 0.1, 0.3, 0.5].

You should avoid disjoint bipolar distributions like [0.4, 0.1, 0.1, 0.4] or [0.05, 0.3, 0.05, 0.6] or [0.3, 0.05, 0.6, 0.05], because you cannot be both supporting and against vaccination at the same time. You should also avoid uniform distributions like [0.2, 0.3, 0.3, 0.2], because you cannot be equally likely to be in all four categories at the same time. You either prefer to be vaccinated or not, so you should have higher probabilities for either pro-vaccine or anti-vaccine ratings but not equally likely to be in all four categories. Either make something like [0.0, 0.1, 0.2, 0.7] or [0.7, 0.2, 0.1, 0.0], but not [0.25, 0.25, 0.25, 0.25].

In sum, your distribution should be either left or right-skewed, but not uniform or disjoint bipolar.

Table 14. attitude_format_prompt: Prompt for generating format attitude towards disease under set criteria.

Introduction of Vaccine Hesitancy

Vaccine hesitancy refers to the delay or refusal of vaccination despite the availability of vaccines. It varies across time, place, and the type of vaccine. The key factors influencing vaccine hesitancy include complacency, convenience, and confidence.

Causes and Factors of Vaccine Hesitancy

The primary causes of vaccine hesitancy are:

1. Confidence: Trust in vaccine safety, health services, and the motivations of policymakers.
2. Complacency: Vaccination may not be seen as necessary, especially if the disease is not prevalent or due to competing health priorities.
3. Convenience: Physical accessibility, affordability, and the quality of immunization services impact vaccine uptake.

Determinants of Vaccine Hesitancy

There are three main types of vaccine hesitancy determinants:

1. Contextual Influences: Includes historical, socio-cultural, political, and environmental factors such as media environment, religious and cultural influences, and political policies.
2. Individual and Group Influences: Personal or social perceptions, experiences with vaccines, trust in the health system, and beliefs about health and prevention.
3. Vaccine-Specific Issues: These include factors related to the vaccine itself such as risks/benefits, administration method, cost, and availability.

Research Findings

Demographic factors influence vaccine hesitancy in distinct ways. Black individuals tend to be slightly more hesitant than White individuals, while Hispanic and Asian individuals show significantly lower levels of hesitancy, with Asian individuals being the least hesitant. People from other racial groups exhibit slightly higher hesitancy compared to White individuals. Education also plays a key role|those with a high school diploma are slightly less hesitant than those without one, while hesitancy decreases further among individuals with some college education and is lowest among those with a college degree or higher. Gender differences show that men are somewhat less hesitant about vaccines compared to women. Age-wise, hesitancy is highest among individuals aged 25 - 39, slightly lower for those aged 40 - 54, and drops significantly among people aged 55 - 64, reaching its lowest levels among those over 64 years old.

Table 15. VH_EXP: vaccine hesitancy related information.

C.1. Prompt of LLM-as-a-Judge

Prompts of LLM-as-a-Judge for attitude, memory, and conversation are in Table 16, Table 17, and Table 18, correspondingly.

Can A Society of Generative Agents Simulate Human Behavior and Inform Public Health Policy?

[system]

Please act as an impartial judge to evaluate responses generated by the LLM agents. You are presented with a conversation history of LLM agents and are asked to evaluate whether LLM agents behave realistically in a simulation of vaccine hesitancy. You should evaluate whether the agents express vaccine attitudes consistent with their demographic backgrounds and knowledge about vaccines, and whether the changes are reasonable. Please evaluate two aspects: 1. the reasonableness of how agents generate their attitudes towards vaccinations on a given day (read the system prompt and user prompt provided); 2. how agents change their attitudes across days -- for example it would not make sense for them to change their attitudes too abruptly. Please rate on an integer scale of 1-5, 5 being indistinguishable from human-generated attitudes and very high quality, 4 being great quality and indistinguishable from humans, 3 being good quality but distinguishable from humans, 2 being low quality and distinguishable from humans, 1 being generation with obvious deficits.

Please output your rating in JSON format. The JSON should be a dictionary with the following keys: 'rating' (an integer between 1 and 5) and 'reasoning' (a string). For example, if you want to give a rating of 4 and provide some comments to explain your reasoning process. Your JSON should look like this: {"reasoning": "This is a well-written response.", "rating": "4"}. Please ONLY OUTPUT JSON, without any other text such as 'json'. You should not output 'attitude.dist' in the JSON because you are the judge, not the agent.

[user]

{attitude text to be evaluated}

Table 16. Prompt of LLM as judge evaluating attitude.

[system]

Please act as an impartial judge to evaluate responses generated by the LLM agents. You are presented with a conversation history of LLM agents and are asked to evaluate whether LLM agents have generated realistic memory of past events. The agents are supposed to select things to memorize based on how important they think the memory are. You should assess whether the reflections they generate and the importance scores they assign correspond to their demographic backgrounds. Please rate the quality and realisticness of LLM generations and the importance assigned to the lessons, on a scale of 1-5, 5 being indistinguishable from human-generated responses and having great quality, 4 being great quality and indistinguishable from humans, 3 being good quality but distinguishable from humans, 2 being low quality, 1 being generation with obvious deficits.

Please output your rating in JSON format. The JSON should be a dictionary with the following keys: 'rating' (an integer between 1 and 5) and 'reasoning' (a string). For example, if you want to give a rating of 4 and provide some comments to explain your reasoning process. Your JSON should look like this: {"reasoning": "This is a well-written response.", "rating": "4"}. Please ONLY OUTPUT JSON, without any other text such as 'json'. You should not output 'attitude.dist' in the JSON because you are the judge, not the agent.

[user]

{memory text to be evaluated}

Table 17. Prompt of LLM as judge evaluating memory.


```
[system]
Please act as an impartial judge to evaluate responses generated by the LLM agents. You are presented with a conversation history of LLM agents and are asked to evaluate whether the LLM agents reasonably make generate tweets based on their memories and contexts. Please rate the quality and realisticness of LLM generations on a scale of 1-5, 5 being indistinguishable from human-generated responses and having great quality, 4 being great quality and indistinguishable from humans, 3 being good quality but distinguishable from humans, 2 being low quality, 1 being generation with obvious deficits.

Please output your rating in JSON format. The JSON should be a dictionary with the following keys: 'rating' (an integer between 1 and 5) and 'reasoning' (a string). For example, if you want to give a rating of 4 and provide some comments to explain your reasoning process. Your JSON should look like this: {"reasoning": "This is a well-written response.", "rating": "4"}. Please ONLY OUTPUT JSON, without any other text such as 'json'. You should not output 'attitude_dist' in the JSON because you are the judge, not the agent.

[user]
{conversation text to be evaluated}
```

Table 18. Prompt of LLM as judge evaluating conversation.

D. Comparison between model outputs and experts' ranking

Policy	Llama-3	Llama-3-AB	Llama-3.1	Qwen	Expert
Weak Incentive	5	6	5	5	5
Strong Incentive	3	2	3	1	2
Weak Ambassador	4	4	6	6	6
Strong Ambassador	2	1	2	2	4
Weak Mandate	6	5	4	4	3
Strong Mandate	1	2	1	2	1

Table 19. Policy rankings assigned by different models and expert evaluations. Lower values indicate higher perceived impact (1 = most impactful, 6 = least impactful).

E. Generation Examples

Positive new generation example:

Title: COVID-19 Vaccines Show Significant Benefits in Preventing Complications**\n\n A new study published in the British Medical Journal reveals that COVID-19 vaccines significantly reduce the risk of heart failure and blood clots following a virus infection. Researchers analyzed data from over 20 million Europeans, comparing vaccinated and unvaccinated groups. The study found that vaccines reduced the risk of blood clots in veins within a month after infection, with notable reductions in blood clots in arteries and heart failure as well. \n\n According to Dr. John Brownstein from Boston Children's Hospital, the risk of complications like myocarditis is higher from COVID-19 infection than from vaccination. The study's findings provide further evidence of the benefits of COVID-19 vaccines in preventing severe complications of the disease.\n\n "These results reinforce the importance of vaccination in protecting against the worst outcomes of COVID-19," said Dr. Brownstein. "While COVID-19 is still a serious disease, vaccination can significantly reduce the risk of severe complications and save lives.

Negative new generation example:

COVID-19 Vaccine Side Effects Raise Concerns\n\n A growing number of individuals are reporting adverse reactions to the COVID-19 vaccine, raising concerns about its safety. According to the Centers for Disease Control and Prevention (CDC), at least 16,183 people have filed complaints about experiencing tinnitus, or ringing in their ears, after receiving the vaccine.\n\n Research has also linked the vaccine to an increased risk of myocarditis, a rare heart condition, particularly in young males. A study published in Science Immunology found that the condition was not caused by antibodies from the vaccine, but by the body's natural immune response.\n\n Additionally, a Florida State Surgeon General has called for a halt to the use of COVID-19 vaccines, citing purported health risks. While federal officials have disputed these claims, the issue has sparked debate about the vaccine's safety.\n\n A recent study of 99 million people who received COVID-19 vaccinations identified a slight increase in neurological, blood, and heart-related conditions. The study's findings have raised concerns about the vaccine's potential risks, highlighting the need for further research and monitoring.

Table 20. Two examples of the generated news.

"reasoning": "The agent's reasoning is consistent with their demographic background and knowledge about vaccines. The change in attitude distribution is subtle and reasonable, reflecting a slight increase in hesitancy. However, the final attitude of 1 seems inconsistent with the provided distribution and reasoning."

"rating": 3

Table 21. An example of the LLM judge output.

F. Qualitative Analysis of Agents' Behaviors

Prompt for LLM-generated meta analysis

[system]

Please act as a diligent researcher and conduct a meta-analysis of the vaccine attitude shifts observed in LLM agents.

You are presented with summaries and prior analyses detailing these attitude changes over time. Your task is to synthesize these findings into a structured, high-level assessment of the dynamics governing these changes. Specifically, address the following dimensions:

1. General Patterns and Shared Traits: What recurring themes emerge in the reasons for attitude shifts? Are there identifiable archetypes of change (e.g., gradual persuasion, abrupt shifts, oscillatory hesitation)?
2. Demographic Influence: What role do demographic factors play in shaping the agents' responses? Identify both positive and negative influences of different demographic groups on vaccine hesitancy and acceptance.
3. Policy Impact: When do policies fail to shift attitudes? Analyze the conditions under which public health interventions or persuasive strategies are ineffective. Please analyze in-depth.
4. Information Sources: What types of information sources (e.g., social media, news outlets, personal experiences) are most influential in changing attitudes?

What information sources cause fluctuating or inconsistent attitudes? Please analyze in-depth.

5. Cognitive Resistance: What specific behavioral and cognitive patterns characterize agents who remain hesitant, oscillate between perspectives, or resist persuasion? Provide detailed elaboration on their cognitive mechanisms (e.g., confirmation bias, sunk cost fallacy, heuristic-driven resistance).
6. Realism of the Simulation: How well does this agent-based model approximate real-world societal trends in vaccine hesitancy and public health persuasion? Are there gaps or unrealistic simplifications?
7. Emergent Phenomena and Unexpected Interactions: Does the simulation exhibit complex system behaviors (e.g., feedback loops, group polarization, information cascades)? Identify any unexpected dynamics that arise from agent interactions that may be of scientific interest.

Provide a comprehensive 2000-word analysis with rigorous argumentation, drawing from behavioral science, computational social science, and agent-based modeling frameworks. Please provide concrete examples from the dataset to support your claims (like name which agents fulfill these observations).

[user]

{A list of summary of agent's behaviors}

Table 22. Prompt for LLM-generated meta-analysis of agents' behaviors.

Can A Society of Generative Agents Simulate Human Behavior and Inform Public Health Policy?

Prompt for LLM-generated analysis

[system]

Please act as a diligent researcher and conduct a systematic analysis of responses generated by the LLM agents. You are provided with a longitudinal dataset capturing how LLM agents evolve in their attitudes toward vaccines over time.

Your analysis should focus on:

1. **Trajectory of Attitude Change:** Identify and characterize the key shifts in the agents' stances on vaccination. How do their attitudes evolve over time? Are there distinct phases in this evolution?
2. **Influencing Factors and Events:** Determine the key events, information exposures, or interactions that influenced these attitude changes. Rank these factors in terms of their significance and explain their impact.
3. **Demographic Influence:** Assess how demographic attributes of the agents (e.g., socio-economic proxies, ideological biases, exposure history) modulate their decision-making process. To what extent do demographic traits predict susceptibility to change?
4. **Deviation from Human Behavior:** Compare the observed trajectory with expected patterns in human psychology and behavioral science (e.g., theories of attitude change, resistance to persuasion, cognitive dissonance). Does the LLM-generated trajectory align with empirical research on human vaccine hesitancy and belief revision?
5. **Policy Impact:** When do policies fail to shift attitudes? Analyze the conditions under which public health interventions or persuasive strategies are ineffective. Please analyze in-depth.
6. **Information Sources:** What types of information sources (e.g., social media, news outlets, personal experiences) are most influential in changing attitudes? What information sources cause fluctuating or inconsistent attitudes? Please analyze in-depth.
7. **Cognitive Resistance:** What specific behavioral and cognitive patterns characterize agents who remain hesitant, oscillate between perspectives, or resist persuasion? Provide detailed elaboration on their cognitive mechanisms. Provide a concise 300-word analysis, ensuring clear argumentation, empirical grounding, and precise reasoning.

You MUST cite examples from the dataset to support your claims (like what specific texts support your observations).

[user]

{A list of agent's conversation history}

Table 23. Prompt for LLM-generated analysis of individual agents' behaviors.

Example output of LLM-generated meta analysis

[output]

Meta-Analysis of Vaccine Attitude Shifts in LLM Agents

1. General Patterns and Shared Traits

Recurring Themes: - Gradual Persuasion: Many agents exhibit a gradual shift from hesitancy to acceptance, influenced by consistent positive information and incentives. For example, Agent 1's trajectory shows a gradual shift from skepticism to acceptance over 20 weeks. - Abrupt Shifts: Some agents show abrupt changes in attitude due to significant events or incentives. For instance, Agent 6's attitude shifted significantly after the introduction of a \$10 cash card incentive. - Oscillatory Hesitation: Several agents display fluctuating attitudes, oscillating between hesitancy and acceptance. Agent 14's trajectory exemplifies this pattern, with initial skepticism, slight increases in willingness, and a return to skepticism.

Identifiable Archetypes: - Gradual Persuasion: Agents like Agent 1 and Agent 12 show a steady increase in confidence towards vaccination. - Abrupt Shifts: Agents such as Agent 6 and Agent 26 exhibit sudden changes in attitude due to specific incentives or information. - Oscillatory Hesitation: Agents like Agent 14 and Agent 52 demonstrate fluctuating attitudes influenced by conflicting information and incentives.

2. Demographic Influence

Positive Influences: - Education: Higher education levels often correlate with increased openness to vaccination. For example, Agent 12, a 38-year-old Catholic male with a Bachelor's degree, shifted from strong hesitancy to acceptance due to credible information and incentives. - Political Beliefs: Democrats and Independents tend to be more receptive to government policies and scientific information. Agent 25, a Democrat and atheist, became more confident in vaccination due to strong government policies and incentives.

Negative Influences: - Age and Conservative Beliefs: Older adults and Republicans often exhibit higher vaccine hesitancy. Agent 4, an 83-year-old Republican male, remained consistently hesitant despite incentives and high disease risk. - Religious Beliefs: Certain religious beliefs can contribute to skepticism towards vaccination. Agent 36, a 67-year-old Protestant Republican, showed strong resistance due to concerns about vaccine safety and distrust in government policies.

3. Policy Impact

Conditions for Policy Failure: - Lack of Trust: Policies fail when there is deep-seated distrust in government and institutions. Agent 67, an unemployed high school-educated Democrat, remained hesitant despite the \$50 cash card incentive due to distrust in government handling of the pandemic. - Insufficient Incentives: Weak incentives are ineffective in shifting attitudes. Agent 4's consistent hesitancy highlights the need for stronger, more compelling interventions. - Conflicting Information: Policies are less effective when there is conflicting information about vaccine safety. Agent 52's fluctuating attitudes demonstrate the impact of conflicting reports on vaccine safety and efficacy.

Table 24. (1/2) Example meta-analysis of vaccine attitude shifts in LLM agents.

(..continued..)

4. Information Sources

Most Influential Sources: - Government Policies: Strong policies and financial incentives are highly influential. Agent 26's shift from hesitancy to strong confidence was significantly influenced by the \$50 cash card incentive. - Credible News and Scientific Information: Consistent positive information about vaccine effectiveness and safety plays a crucial role. Agent 12's attitude change was driven by repeated exposure to credible information about vaccine efficacy.

Sources Causing Fluctuating Attitudes: - Social Media and Conflicting News: Conflicting information from social media and news outlets causes fluctuating attitudes. Agent 14's oscillatory hesitation is influenced by conflicting information about vaccine safety and efficacy.

5. Cognitive Resistance

Behavioral and Cognitive Patterns: - Confirmation Bias: Agents who remain hesitant exhibit confirmation bias, seeking information that aligns with their existing beliefs. Agent 36 consistently prioritized information about potential vaccine risks. - Cognitive Dissonance: Agents who oscillate between perspectives show cognitive dissonance, struggling to reconcile new information with their initial skepticism. Agent 52's fluctuating stance reflects this struggle. - Heuristic-Driven Resistance: Agents resistant to persuasion often rely on heuristics, such as distrust in institutions or prioritizing personal freedom. Agent 67's consistent hesitancy is driven by distrust in government and concerns about vaccine safety.

6. Realism of the Simulation

Approximation of Real-World Trends: - Alignment with Empirical Research: The agent-based model aligns well with empirical research on vaccine hesitancy, showing patterns of gradual belief revision, cognitive dissonance, and the impact of incentives. - Gaps and Simplifications: The model may oversimplify human behavior by not fully capturing the complexity of cognitive resistance and social influences. For example, the rapid shifts in attitude observed in some agents may not fully reflect the more gradual and resistant nature of human belief revision.

7. Emergent Phenomena and Unexpected Interactions

Complex System Behaviors: - Feedback Loops: The simulation exhibits feedback loops where consistent positive information and incentives reinforce vaccine acceptance. Agent 12's trajectory shows how repeated exposure to credible information and incentives leads to a gradual shift towards acceptance. - Group Polarization: The model demonstrates group polarization, where agents with similar demographic traits and initial attitudes reinforce each other's beliefs. Agent 4's consistent hesitancy reflects the influence of demographic traits and initial skepticism. - Information Cascades: The simulation shows information cascades, where agents' attitudes are influenced by the flow of information from credible sources. Agent 26's shift towards strong confidence is driven by consistent positive information about vaccine efficacy and government incentives.

Conclusion

The meta-analysis of vaccine attitude shifts in LLM agents reveals several key patterns and dynamics. Gradual persuasion, abrupt shifts, and oscillatory hesitation are common themes in attitude changes. Demographic factors, such as education, political beliefs, and age, play significant roles in shaping responses to vaccination. Policies are most effective when they address core concerns and provide strong incentives, while conflicting information and distrust in institutions hinder their impact. Cognitive resistance, characterized by confirmation bias and cognitive dissonance, is a significant barrier to attitude change. The agent-based model approximates real-world trends in vaccine hesitancy but may oversimplify the complexity of human behavior. Emergent phenomena, such as feedback loops, group polarization, and information cascades, highlight the complex interactions within the simulation. Overall, the findings provide valuable insights into the dynamics of vaccine attitude shifts and the factors influencing public health persuasion.

Table 25. (2/2) Example meta-analysis of vaccine attitude shifts in LLM agents.

Example output of LLM-generated analysis of an individual agent

1. Trajectory of Attitude Change: The agent's attitude towards vaccination has shown minimal change over time, remaining largely hesitant. Initially, the agent's attitude was at level 2 (probably not going to get vaccinated), and despite fluctuations in disease risk and policy incentives, the agent's stance has not significantly shifted towards higher confidence in vaccination. The distribution has consistently shown high probabilities for 1 and 2, indicating persistent hesitancy.
2. Influencing Factors and Events: Key factors influencing the agent's attitude include concerns about potential side effects, distrust in new medical interventions, and conflicting information. The weak government policy offering a \$10 cash card has had minimal impact. The most significant lessons, such as the potential risks of myocarditis and the need for transparency, have reinforced the agent's hesitancy. These factors are ranked as follows:
 - Potential side effects (most significant)
 - Distrust in new medical interventions
 - Conflicting information
 - Weak government policy (least significant)
3. Demographic Influence: The agent's demographic attributes, such as being an 83-year-old Republican male with a professional degree and an atheist, strongly predict susceptibility to vaccine hesitancy. These traits align with a higher likelihood of skepticism towards new medical interventions and distrust in government policies. The agent's consistent hesitancy reflects these demographic influences.
4. Deviation from Human Behavior: The agent's trajectory aligns with empirical research on human vaccine hesitancy, particularly among older adults and those with conservative political beliefs. The persistent hesitancy despite high disease risk and policy incentives mirrors real-world patterns of resistance to persuasion and cognitive dissonance.
5. Policy Impact: Policies fail to shift attitudes when they are perceived as weak or insufficiently incentivizing. The \$10 cash card policy had little effect on the agent's stance, highlighting the need for stronger, more compelling interventions to change deeply entrenched beliefs.
6. Information Sources: Conflicting information from news and social media has contributed to the agent's fluctuating attitudes. Misinformation and lack of transparency about vaccine risks and benefits have reinforced hesitancy. Reliable, transparent information sources are crucial for building vaccine confidence.
7. Cognitive Resistance: Agents who remain hesitant exhibit cognitive resistance characterized by confirmation bias, where they prioritize information that aligns with their existing beliefs and dismiss contradictory evidence. This resistance is evident in the agent's consistent concerns about side effects and distrust.

Table 26. Example analysis of vaccine attitude shifts in an individual LLM agent.

Can A Society of Generative Agents Simulate Human Behavior and Inform Public Health Policy?

Attitudes Towards Vaccination	Demographics	Initial Response	Initial Attitude Distribution	Final Response	Final Attitude Distribution
Initially against, finally against	Gender: Female; Age: 41; Education: Less than High School; Occupation: Unemployed; Political belief: Independents; Religion: Christian (non-specific)	As an unemployed Christian with less than a high school education, I'm skeptical of authority and government institutions, and I worry about the unknown risks of the vaccine, so I'm hesitant to get vaccinated	[0.8, 0.2, 0.0, 0.0]	As an unemployed Christian with less than a high school education, I remain skeptical of authority and government institutions, and I worry about the unknown risks of the vaccine, so I remain hesitant to get vaccinated	[0.78, 0.2, 0.02, 0.0]
Initially against, finally uncertain	Gender: Female; Age: 66; Education: High School; Occupation: Office and administrative support; Political belief: Independents; Religion: Catholic	As a 66-year-old Catholic with high school education, I am open to information but hesitant about new medical treatments, despite the high disease risk and consistent government warnings, and I am more skeptical about COVID-19 vaccination	[0.6, 0.3, 0.05]	As a 66-year-old Catholic with moderate disease risk, I'm still hesitant due to initial concerns about safety and efficacy, but the government's weak policy and rising hospitalizations for COVID-19 have slightly increased my willingness to get vaccinated	[0.2, 0.3, 0.3, 0.2]
Initially against, finally for	Gender: Female; Age: 43; Education: Professional Degree; Occupation: Unemployed; Political belief: Democrats; Religion: Jewish	As a Democrat and a Jewish woman with a professional degree, I'm inclined to trust in science and institutions, but I'm skeptical of government policies, so I'm hesitant to get vaccinated despite the high disease risk	[0.45, 0.45, 0.06, 0.04]	As a Democrat and a Jewish woman with a professional degree, I trust in science and institutions, so I've increased my confidence in vaccines and will probably get vaccinated	[0.0, 0.2, 0.4, 0.4]
Initially uncertain, finally against	Gender: Male; Age: 36; Education: Some College; Occupation: Education, library occupation; Political belief: Independents; Religion: Catholic	As a 36-year-old independent Catholic with some college education, I'm cautious about government policies and institutions, which might influence my willingness to get vaccinated, but I'm likely to be somewhat open to vaccination due to my education background and independent political views, so I'm probably going to get vaccinated	[0.2, 0.3, 0.3, 0.2]	I have learned that COVID-19 vaccines may be linked to a small increase in heart and brain conditions, and I distrust the government and healthcare system, so I am hesitant to get vaccinated	[0.4, 0.4, 0.1, 0.1]
Initially uncertain, finally uncertain	Gender: Female; Age: 62; Education: Sales; Political belief: Democrats; Religion: Catholic	As a 62-year-old Catholic Democrat, I'm naturally inclined to trust the government and healthcare system, which should make me more likely to get vaccinated, but I'm also a salesperson and might be skeptical about new products, including vaccines, so I'm leaning towards a cautious stance for now	[0.25, 0.4, 0.2, 0.15]	As a 62-year-old Catholic Democrat, I trust the government and healthcare system, but after learning about potential side effects, I'm cautious, so I'm probably not going to get vaccinated	[0.2, 0.4, 0.2, 0.2]
Initially uncertain, finally for	Gender: Female; Age: 29; Education: Doctorate Degree; Occupation: Other occupation; Political belief: Democrats; Religion: Atheist	As a 29-year-old Democrat and Atheist, I am inclined to trust science and the government, so I will lean towards accepting vaccination	[0.2, 0.3, 0.3, 0.2]	As a Democrat and Atheist, I trust science and the government, and I've learned that the COVID-19 vaccine is crucial in preventing the spread of the virus and protecting public health, so I will get vaccinated	[0.0, 0.0, 0.2, 0.8]
Initially for, finally against	Gender: Male; Age: 23; Education: 4 year Bachelor Degree; Occupation: Personal care and service; Political belief: Democrats; Religion: Protestant	As a 23-year-old Democrat with a Protestant background, I am concerned about public health and the effectiveness of the vaccine, so I am likely to get vaccinated	[0.15, 0.4, 0.3, 0.15]	As a 23-year-old Democrat with a Protestant background, I'm concerned about public health but distrust government information and learned about potential vaccine risks, so I'm hesitant to get vaccinated	[0.32, 0.58, 0.09, 0.01]
Initially for, finally uncertain	Gender: Female; Age: 21; Education: 4 year Bachelor Degree; Occupation: Healthcare support; Political belief: Democrats; Religion: Catholic	As a 21-year-old Catholic with a 4-year degree and a job in healthcare support, I believe in the importance of healthcare and the role of vaccinations in preventing the spread of diseases, so I am probably going to get vaccinated	[0.1, 0.3, 0.4, 0.2]	As a 21-year-old Catholic with a healthcare background, I've learned about potential side effects and risks through news and social media, making me hesitant to get vaccinated, despite trusting the vaccine initially	[0.06, 0.31, 0.46, 0.17]
Initially for, finally for	Gender: Female; Age: 21; Education: 4 year Bachelor Degree; Occupation: Sales; Political belief: Democrats; Religion: Catholic	As a 21-year-old Catholic Democrat with a 4-year college degree, I tend to trust institutions and authority, so I am initially leaning towards getting vaccinated to protect myself and others	[0.0, 0.3, 0.3, 0.4]	I'm a 21-year-old Catholic Democrat with a 4-year college degree, I trust institutions and authority, and I've learned that the COVID-19 vaccine is highly effective and safe, so I'm leaning towards getting vaccinated	[0.0, 0.0, 0.3, 0.7]

Table 27. Qualitative examples of agents with different attitude types throughout the simulation.