

Testing the dark origin of neutrino masses with oscillation experiments

Andrew Cheek,^{1,*} Luca Visinelli,^{2,3,†} and Hong-Yi Zhang^{1,‡}

¹*Tsung-Dao Lee Institute & School of Physics and Astronomy, Shanghai Jiao Tong University, Shanghai 201210, China*

²*Dipartimento di Fisica “E.R. Caianiello”, Università degli Studi di Salerno,*

Via Giovanni Paolo II, 132 - 84084 Fisciano (SA), Italy

³*Istituto Nazionale di Fisica Nucleare - Gruppo Collegato di Salerno - Sezione di Napoli,*

Via Giovanni Paolo II, 132 - 84084 Fisciano (SA), Italy

(Dated: March 12, 2025)

The origin of neutrino masses remains unknown to date. One popular idea involves interactions between neutrinos and ultralight dark matter, described as fields or particles with masses $m_\phi \ll 10\text{eV}$. Due to the large phase-space number density, this type of dark matter exists in coherent states and can be effectively described by an oscillating classical field. As a result, neutrino mass-squared differences undergo field-induced interference in spacetime, potentially generating detectable effects in oscillation experiments. We demonstrate that if $m_\phi \gg 10^{-14}\text{eV}$, the mechanism becomes sensitive to dark matter density fluctuations, which suppresses the oscillatory behavior of flavor-changing probabilities as a function of neutrino propagation distance in a model-independent way, thereby ruling out this regime. Furthermore, by analyzing data from the Kamioka Liquid Scintillator Antineutrino Detector (KamLAND), a benchmark long-baseline reactor experiment, we show that the hypothesis of a dark origin for the neutrino masses is disfavored for $m_\phi \ll 10^{-14}\text{eV}$, compared to the case of constant mass values in vacuum. This result holds at more than the 4σ level across different datasets and parameter choices. The mass range $10^{-17}\text{eV} \lesssim m_\phi \lesssim 10^{-14}\text{eV}$ can be further tested in current and future oscillation experiments by searching for time variations (rather than periodicity) in oscillation parameters.

Introduction.—Despite the success of the Standard Model of particle physics in explaining a wide range of phenomena, two key observations demand physics beyond it. The first is neutrino oscillations, which proves that neutrinos have masses and undergo flavor transitions as they propagate [1]. The proposed solutions typically involve new mass scales or additional particles, such as the seesaw mechanism [2–5]. The second is the evidence for dark matter, which dominates the matter content of the present-day Universe [6, 7].

It is tempting to speculate that these two puzzles emerge from an interconnected physical origin. For example, neutrino masses can be generated by interactions with dark matter through a long-range scalar force [8]. In addition, neutrino forward scattering on background dark matter particles could yield a neutrino potential with a dependence on the neutrino energy E_ν as $\sim (2E_\nu)^{-1}$, potentially explaining neutrino oscillations [9–12]. Small neutrino masses can also be generated through radiative symmetry breaking [13]. In the cases where the dark matter field couples to sterile neutrinos that share the exotic forces with light active neutrinos by mixing [14, 15], it may even induce oscillations between the Dirac and Majorana nature of neutrinos [16, 17]. It is recently suggested to test the dark origin of neutrino masses by searching for supernova neutrinos with a galactic origin [18]. Apart from masses, the dark origin of mixing angles is also considered in [19].

If generated from interactions with scalar dark matter, neutrino masses m_i for the mass eigenstate i would depend on the local galactic dark matter density ρ

through [9–16]

$$m_i \sim 0.2\text{eV} \left(\frac{g_i}{10^{-7}} \right) \left(\frac{10^{-9}\text{eV}}{m_\phi} \right) \left(\frac{\rho}{0.4\text{GeV/cm}^3} \right)^{1/2}, \quad (1)$$

where g_i is the effective neutrino-scalar coupling, and m_ϕ is the mass of dark matter. Given the current constraint from supernova cooling $g_i \lesssim 10^{-7}$ [20], the required mass of dark matter should satisfy $m_\phi \lesssim 10^{-9}\text{eV}$ to account for a dominant contribution to neutrino masses [11].¹ On the other hand, the lower bound of the dark matter mass, inferred from the dynamical heating of stars in dwarf galaxies and the matter power spectrum, is given by $m_\phi \gtrsim 3 \times 10^{-19}\text{eV}$ [21, 22].

In this mass range, dark matter has a large average state occupation number [23, 24]

$$n\lambda_{\text{dB}}^3 \simeq \left(\frac{\rho}{0.4\text{GeV/cm}^3} \right) \left(\frac{40\text{eV}}{m_\phi} \right)^4 \left(\frac{200\text{km/s}}{v} \right)^3, \quad (2)$$

where $n = \rho/m_\phi$ is the dark matter number density, λ_{dB} is the de Broglie wavelength, and v is the typical velocity dispersion in the Milky Way galaxy. States

¹ Neutrinos with a bare mass m_i can induce loop corrections to m_ϕ . For instance, the one-loop radiative correction due to a Yukawa coupling is approximately $\Delta m_\phi^2 \sim g_i^2 m_i^2 / (8\pi^2)$. To maintain a small m_ϕ without fine-tuning, the coupling constant must satisfy $g_i \lesssim 10^{-7}$ ($m_\phi/10^{-9}\text{eV}$) ($0.1\text{eV}/m_i$). Since this constraint is model-dependent, we do not elaborate further.

with a large occupation number $n\lambda_{\text{dB}}^3 \gg 1$ are well described as coherent states, as a result the dark matter field can be viewed as an oscillating classical scalar field $\phi \propto \cos(m_\phi t - \mathbf{v} \cdot \mathbf{x})$ [23–27]. The resulting neutrino mass-squared difference undergoes field interference in spacetime, leading to distorted neutrino oscillation probabilities [28–30].

In this *Letter*, we investigate the dark origin of neutrino masses due to ultralight scalar dark matter through neutrino oscillation experiments. The interference of oscillation probabilities in time and space allows us to impose strong constraints on this scenario for all mass ranges. The range $10^{-17} \text{ eV} \lesssim m_\phi \lesssim 10^{-14} \text{ eV}$ can be further constrained in current and future oscillation experiments in time scales from 10 days to a few decades.

Neutrino oscillation probabilities.—In the presence of an oscillating classical scalar field as dark matter and for nonuniversal couplings $g_i \neq g_j$ for $i \neq j$, the neutrino mass-squared difference can be parameterized as [10–16]

$$\Delta m_{ij}^2 = \Delta m_{ijD}^2(\mathbf{x}) \cos^2(m_\phi t), \quad (3)$$

where $\Delta m_{ijD}^2 \propto 2\rho(\mathbf{x})/m_\phi^2$ is the oscillation amplitude of the mass-squared difference, where the subscript “D” emphasizes its dark origin. We neglect the space-dependent phase in the cosine function, since it remains a small factor during neutrino propagation [31]. To interpret this oscillating term as a physical mass, the wave function of neutrino mass eigenstates must evolve quasi-adiabatically. This condition is satisfied when $\dot{E}_\nu/E_\nu^2 = m_i \dot{m}_i/E_\nu^3 \ll 1$, which holds for relativistic neutrinos, ensuring the validity of the approximation for the scenario considered here.

For three generations of neutrinos, the neutrino oscillation probability from flavor α to β is given by [32]

$$P_{\alpha\beta} = \delta_{\alpha\beta} - 4 \sum_{i < j}^3 \text{Re}\{U_{\alpha i} U_{\beta i}^* U_{\alpha j}^* U_{\beta j}\} F_{ij} + 2 \sum_{i < j}^3 \text{Im}\{U_{\alpha i} U_{\beta i}^* U_{\alpha j}^* U_{\beta j}\} G_{ij}, \quad (4)$$

where U is the Pontecorvo-Maki-Nakagawa-Sakata (PMNS) matrix, $X_{ij} \equiv \Delta m_{ijD}^2 L/(4E_\nu)$, and

$$F_{ij} = \sin^2 X_{ij}, \quad G_{ij} = \sin(2X_{ij}). \quad (5)$$

The oscillation probability for antineutrinos follows a similar expression, with the substitution $U \rightarrow U^*$. According to (3), the neutrino mass-squared difference varies periodically in time with the period $T_\phi = \pi/m_\phi = 5.7 \text{ hr} (10^{-19} \text{ eV}/m_\phi)$. Given the lower bound on the dark matter mass, $m_\phi \gtrsim 3 \times 10^{-19} \text{ eV}$ [21, 22], this period is much shorter than the typical timescales of oscillation experiments. For instance, the Jiangmen Underground

Neutrino Observatory (JUNO) experiment aims for sub-percent precision in measuring neutrino mass-squared differences within ~ 100 days [33, 34]. Therefore, we consider the time-averaged probability, which is given by modifying (4) with

$$F_{ij} = \frac{1}{2}[1 - J_0(X_{ijD}) \cos(X_{ijD})], \quad (6)$$

$$G_{ij} = J_0(X_{ijD}) \sin(X_{ijD}), \quad (7)$$

where $J_n(z)$ is the Bessel function of the first kind and $X_{ijD} \equiv \Delta m_{ijD}^2(\mathbf{x})L/(4E_\nu)$. These modifications lead to distorted oscillation probabilities, which we will use to compare with oscillation data.

Impacts of dark matter fluctuations.—Apart from time modulation, the mass-squared difference (3) also depends on local variations in dark matter density. The typical coherence length is set by the de Broglie wavelength of dark matter,

$$\lambda_{\text{dB}} = \frac{2\pi}{m_\phi v} = 1.24 \text{ au} \left(\frac{10^{-14} \text{ eV}}{m_\phi} \right) \left(\frac{200 \text{ km/s}}{v} \right). \quad (8)$$

During the course of an experiment, the Earth’s displacement is

$$l_\oplus = T_{\text{exp}} v_\oplus = 1.16 \text{ au} \left(\frac{T_{\text{exp}}}{10 \text{ days}} \right) \left(\frac{v_\oplus}{200 \text{ km/s}} \right), \quad (9)$$

with T_{exp} is the duration of the experiment and v_\oplus is Earth’s speed. The amplitude of the mass-squared difference Δm_{ijD}^2 can be treated as constant during the experiment if the coherence length (8) exceeds the crossing distance of the Earth (9). Therefore, the time averaged probability, given by (4) with (6) and (7), is applicable to oscillation experiments if the dark matter mass is $m_\phi \ll 10^{-14} \text{ eV}$.

For cases where $m_\phi \gg 10^{-14} \text{ eV}$, the Earth traverses regions with different scalar field amplitudes during the experiment. To compare with data, the oscillation probability must be spatially averaged once the spatial distribution of dark matter is understood. On galactic scales, the dark matter density is well described by the Navarro-Frenk-White profile [35], and the inferred value at the solar neighborhood is $\rho_{\text{loc}} \simeq 0.4 \text{ GeV}/\text{cm}^3$ [36, 37]. On subgalactic scales, however, there could be large ($\gtrsim \mathcal{O}(1)$) deviations from ρ_{loc} due to constructive and destructive interference of the dark matter field [38–41]. The detailed distribution depends on several factors, including the dark matter mass, interaction types, halo properties, and substructure evolution (see [41–44] for examples).

For definiteness, we assume that the dark matter field values are homogeneous and uncorrelated across different de Broglie patches and follow a Gaussian distribution at a fixed radius R from the Galactic center,

$$\left. \frac{\phi(\mathbf{x})}{\phi_{\text{NFW}}(r)} \right|_R \sim N(0, 1), \quad (10)$$

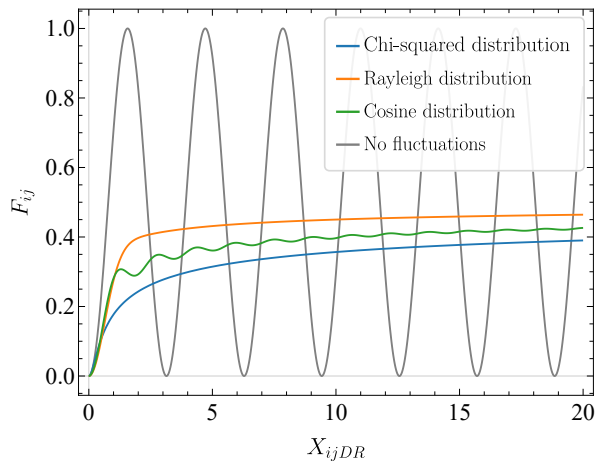


FIG. 1. Values of F_{ij} , defined in the flavor-changing probability (4), as a function of $X_{ijDR} = \Delta m_{ijD}^2 L / (4E_\nu)|_{\text{NFW}}$. Different assumptions for dark matter density fluctuations are considered, see text for details. A closed-form expression for F_{ij} is available for the chi-squared distribution, see (11). While quantitative differences arise, dark matter fluctuations generally suppress the oscillatory behavior of spacetime-averaged flavor-changing probabilities as a function of the neutrino propagating distance L .

where ϕ_{NFW} is the value corresponding to the NFW profile, i.e., $\rho_{\text{NFW}}(r) = m_\phi^2 \phi_{\text{NFW}}^2(r)/2$. According to (10), the dark matter density follows a chi-squared distribution, $\rho(\mathbf{x})/\rho_{\text{NFW}}(r) \sim \chi^2(1)$. By taking the spatial average, which we assume to be equal to the ensemble average, the oscillation probability is given by (4) with

$$F_{ij} = \frac{1}{2} - \frac{1}{2\pi} [K(-4i|X_{ijDR}|) + K(4i|X_{ijDR}|)] , \quad (11)$$

$$G_{ij} = 4F_3 \left(\frac{3}{4}, \frac{3}{4}, \frac{5}{4}, \frac{5}{4}; 1, \frac{3}{2}, \frac{3}{2}; -16X_{ijDR}^2 \right) X_{ijDR} , \quad (12)$$

where $K(z)$ is the complete elliptic integral of the first kind, ${}_pF_q(a_1, \dots, a_p; b_1, \dots, b_q; z)$ is the generalized hypergeometric function, and X_{ijDR} is defined as the value of X_{ijD} when the density is given by $\rho_{\text{NFW}}(R)$, which corresponds to ρ_{loc} in the solar neighborhood. The behavior of (11), which is relevant to the electron neutrino survival probability, is shown in Fig. 1. As shown, the neutrino oscillation probability ceases to be an oscillatory function of distance. Given the observed oscillation behavior, we conclude that dark matter with $m_\phi \gg 10^{-14}$ eV cannot account for neutrino masses.

The robustness of the conclusion derives from its insensitiveness to the detailed distribution of dark matter density fluctuations. In addition to the chi-squared distribution, Fig. 1 also shows F_{ij} for the case where $\rho(\mathbf{x})/\rho_{\text{NFW}}(r)$ follows the Rayleigh distribution or varies periodically as $1 - \cos(k_\theta \theta)$, where θ is the azimuthal angle of the Earth with respect to the Galactic center and k_θ is a constant satisfying $k_\theta \gg R/\lambda_{\text{dB}}$. For comparison, we

also include the result for constant $\rho(\mathbf{x})$, which leads to constant neutrino masses during oscillation experiments. Despite the quantitative difference, in all three distributions the oscillatory behaviors in terms of X_{ijDR} , and thus the neutrino propagating distance L , is significantly suppressed.

Tests with neutrino oscillation data.— We now explore the compatibility between the distorted oscillation probability, i.e., Eqs. (4), (6), and (7), and neutrino oscillation data. We refer to the “dark mass hypothesis” as the model investigated here, in which the active neutrino acquires its small mass through interactions with the dark matter field. For short baseline reactor experiments such as RENO [45], Double Chooz [46] and Daya Bay [47], the electron survival probability is mainly determined by $|\Delta m_{32}^2|/|\Delta m_{31}^2|$ and the θ_{13} mixing angle. By performing a χ^2 analysis using data from [45, 47], we reconstruct the parameters Δm_{32}^2 , Δm_{32D}^2 and θ_{13} , and find that the neutrino dark mass hypothesis provides a good fit. In order to make comparison between the vacuum and dark mass hypotheses we convert the differences in their respective χ_{min}^2 into a significance level σ . We do this with a two-tailed p-value because we are interested in the two-sided significance. Since our datasets and number of free parameters are the same for each model, the degrees of freedom used in converting $\Delta\chi^2$ to σ is simply the number of parameters fitted for. The best-fit results from Daya Bay favor the vacuum hypothesis by a statistical significance of only 1.7σ , while the RENO data yield a preference for the dark mass hypothesis, although the significance is relatively modest at $\sim 0.5\sigma$.

For long baseline experiments, we consider the results from the Kamioka Liquid Scintillator Antineutrino Detector (KamLAND) experiment [48], where the survival probability is primarily influenced by Δm_{21}^2 , θ_{12} and θ_{13} . In our analysis, we use the binned survival probability data as presented in Fig. 5 of [48]. This approach has the advantage of avoiding the need to model the backgrounds, because we account for the background-subtracted result of the collaboration. We do not consider background and systematic uncertainties, which are expected to be small for high energy bins $\gtrsim 3$ MeV [48]. To simulate the data, we first compute a flux-weighted survival probability $\sum_i \Phi_i P_{ee}(L_i/E_\nu) / \sum_i \Phi_i$, where the sum runs over all reactors, Φ_i is the total neutrino flux received at KamLAND for each reactor, and the flux values are collected from Fig. 32 of [49]. We then average over the 20 bins to match the data

$$\langle \bar{P}_{ee} \rangle = \frac{1}{\Delta x} \int dx \frac{\sum_i \Phi_i P_{ee}(L_i/E_\nu)}{\sum_i \Phi_i} \quad (13)$$

where, once the flux-weighted average reactor baseline is fixed as $L = 180$ km, we define $x \equiv L/E_\nu$ and the bin width Δx . The integral is approximated by an unweighted average within each bin. For parameter fitting, we employ the nested sampling algorithms imple-

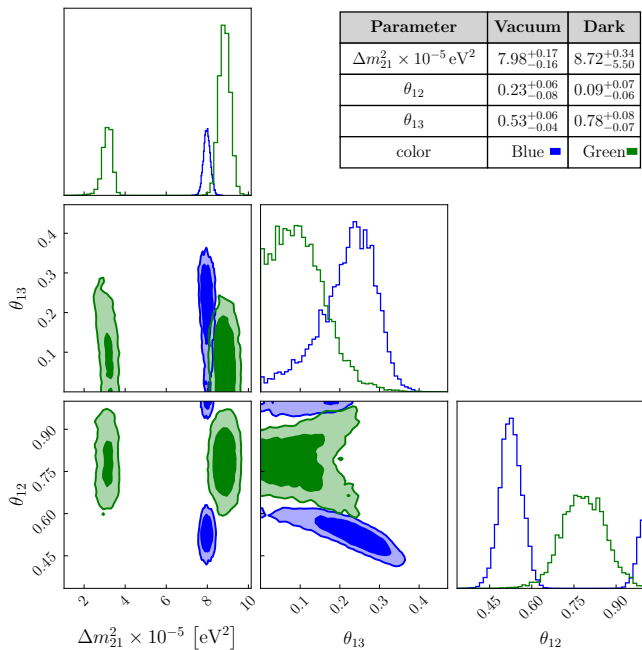


FIG. 2. Parameter fits discussed in the main text. Results are shown for the 3-parameter fit $\{\Delta m_{21}^2, \theta_{12}, \theta_{13}\}$ using only KamLAND data. Contours represent the 68% and 95% confidence levels for the vacuum (blue) and dark (green) neutrino mass hypotheses, respectively.

mented in the UltraNest code [50–52]. We first reconstruct the parameters $\{\Delta m_{21}^2, \theta_{12}, \theta_{13}\}$ using only KamLAND data, considering both the vacuum and dark mass hypotheses. In both cases, we adopt the flat prior $\Delta m_{21}^2 \in [1 - 15] \times 10^{-5} \text{ eV}^2$, while the mixing angles θ_{12} and θ_{13} vary within $[0 - 1]$.

The parameter reconstructions for each scan are shown in Fig. 2. We present the results for both the vacuum mass (blue shaded) and dark mass (green shaded) hypothesis in the same plot, with contours corresponding to 68% and 95% confidence levels. By showing both models together, we highlight the regions of parameter space favored by each scan. However, since the probabilities are normalized to the best-fit point of each respective scan, this plot does not indicate which hypothesis provides a better fit. For this, we compare the minimum χ^2 value of each hypothesis and find that the vacuum mass hypothesis is favored at the 4.5σ level, with $\chi_{\text{min, dark}}^2 = 61.7$ and $\chi_{\text{min, vac}}^2 = 35.5$. Our best-fit χ^2 is slightly larger than the value inferred from Fig. 5 of Ref. [48], $\chi^2 \approx 33$, likely due to the simplified nature of our analysis and the lack of direct access to raw data. However, we do not expect this difference to significantly alleviate the tension between the models. Consequently, our finding that KamLAND alone imposes serious constraints of the neutrino dark mass hypothesis remains robust.

Notice that for the dark mass hypothesis there are two separate regions of parameter space which consti-

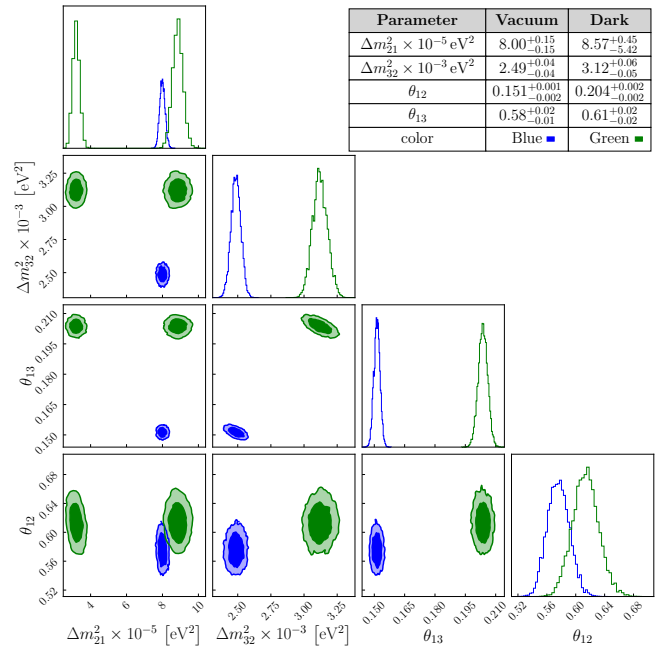


FIG. 3. Same as Fig. 2, but for the 4-parameter fit $\{\Delta m_{32}^2, \Delta m_{21}^2, \theta_{12}, \theta_{13}\}$ obtained from a combined analysis of KamLAND, RENO, Double Chooz data, including $\theta_{12}^{\text{solar}}$ as a pull parameter.

tute its best-fit, at $\Delta m_{21D}^2 \approx 3 \times 10^{-5} \text{ eV}^2$ (Dark 1) and $\Delta m_{21D}^2 \approx 9 \times 10^{-5} \text{ eV}^2$ (Dark 2). This arises from the oscillatory behavior of the time-averaged probability given in Eq. (6). Additionally, an alternative best-fit region appears for the vacuum mass hypothesis at $\theta_{12} > 0.9$, which is of lesser interest given that solar neutrino experiments determine $\theta_{12}^{\text{solar}} \approx 0.59$ [53].

For Fig. 3 we combine short baseline and KamLAND data with the solar determination of θ_{12} to perform a 4D parameter reconstruction in $\{\Delta m_{21}^2, \Delta m_{32}^2, \theta_{12}, \theta_{13}\}$. The cleanest result to incorporate into our analysis is for solar neutrinos. This is because θ_{12} is the dominant parameter determining the physics [32]. We combine the solar determination of θ_{12} by introducing it as a nuisance parameter in the χ^2 determination,

$$\chi^2 = \frac{(\theta_{12} - \theta_{12}^{\text{solar}})^2}{\sigma_{\text{solar}}^2} + \sum_{\text{exps}} \chi^2, \quad (14)$$

where the central value $\theta_{12}^{\text{solar}} \approx 0.59$ and uncertainty $\sigma_{\text{solar}} \approx 0.025$ are taken from Fig. 11 of [53]. Our KamLAND-only analysis, shown in Fig. 2, indicates that the neutrino mass hypothesis favors $\theta_{12}^{\text{dark}} = 0.78 \pm 0.08$, which is in tension with $\theta_{12}^{\text{solar}}$. In contrast, for the vacuum mass hypothesis, $\theta_{12}^{\text{vac}} = 0.53 \pm 0.06$, which is consistent with $\theta_{12}^{\text{solar}}$.

The confidence intervals for this parameter reconstruction are shown in Fig. 3. While we observe a narrowing of the best fit parameters, the overall picture is similar

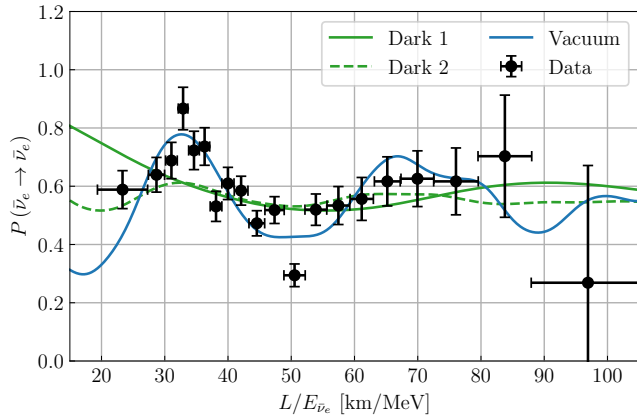


FIG. 4. The $\bar{\nu}_e$ survival probability as a function of $L/E_{\bar{\nu}_e}$ for the KamLAND experiment. The black points represent the binned data as reported in [48] and the lines correspond to the unbinned survival probabilities with the best-fit parameters for the vacuum or dark mass hypothesis respectively. For the dark mass hypothesis, there are two sets of best-fit parameters corresponding to two peaks in Fig. 3, denoted as Dark 1 and Dark 2. Here $L = 180$ km is the flux-weighted average reactor baseline.

to the results of the 3D scan. Once again, we compare the two models by computing the minimum χ^2 values. The neutrino dark mass hypothesis is now disfavored at the 4.9σ level, with $\chi_{\min, \text{dark}}^2 = 89.9$ and $\chi_{\min, \text{vac}}^2 = 56.5$. The reduced ability of the dark mass hypothesis to fit the data is driven by the solar value of θ_{12} , while short baseline experiments can still be accommodated relatively well. In Fig. 4 we present the best-fit survival probability for the 4D scan for the vacuum case (“Vacuum”) and the dark mass hypothesis, which includes the two best-fit regions, Dark 1 and Dark 2, obtained from the analysis in Fig. 3.

A global analysis with all neutrino experiments would provide a more robust comparison between the vacuum and neutrino dark mass origin hypotheses, and we leave this for future work. What our analysis above already shows however is that the vacuum neutrino mass is likely favored to a statistically significant level. Additionally as discussed above, the JUNO experiment expects to determine Δm_{21}^2 and Δm_{31}^2 by a relative precision at the sub-percent level within ~ 100 days. By extrapolating this expectation to lower precision, we estimate that a 10% precision can be achieved after ~ 10 days. Thus, if occurring in a time scale from 10 days to a few decades, the change of oscillation parameters due to dark matter density fluctuations will be detectable in current and future experiments. According to (8) and (9), this corresponds to 10^{-17} eV $\lesssim m_\phi \lesssim 10^{-14}$ eV.

Discussions and Conclusion.— In this work, we consider neutrino interactions with scalar dark matter as the origin of neutrino masses [9–16]. This scenario

gives rise to intriguing phenomenology, including oscillations between the Dirac and Majorana nature of neutrinos [16] and a distinctive time delay pattern of supernova neutrinos [18]. To assess its compatibility with neutrino oscillation data, we derive the oscillation probabilities in this scenario by incorporating the effects of temporal oscillations and spatial variations in the dark matter field.

For $m_\phi \gg 10^{-14}$ eV, the Earth’s motion through regions with varying scalar field amplitudes induces fluctuations in the neutrino masses over the duration of an experiment. The spatial (along with the temporal) average of the oscillation probability significantly suppresses its oscillating behavior over neutrino propagating distances, regardless of the detailed distribution of dark matter profiles. For $m_\phi \ll 10^{-14}$ eV, rapid temporal variations in the field configuration distort the oscillation probabilities, altering the predicted neutrino masses. Comparing with oscillation data, our χ^2 analysis reveals a strong tension, exceeding 4σ , between the time-averaged oscillation probability and data from reactor neutrino experiments, including RENO, Double Chooz, Daya Bay, and KamLAND. More specifically, when assessing the parameters $\{\Delta m_{21}^2, \theta_{12}, \theta_{13}\}$ against KamLAND data alone, the vacuum mass hypothesis is favored over the dark mass hypothesis at the 4.5σ level. This preference increases to 4.9σ when the analysis is extended to include Δm_{32}^2 and short baseline reactor data. We thus conclude that neutrino interactions with scalar dark matter, as proposed in [10–16], are unlikely to be the dominant mechanism behind neutrino mass generation.

Due to the limited access to the KamLAND data, our analysis relies on more assumptions than the collaboration paper [48], including the omission of systematic errors, the use of an unweighted average in binned probabilities, and the reliance on reactor information published in 2002 [49]. To mitigate the impact, we have verified that our conclusions are qualitatively unchanged even when accounting for the bin width of data as uncertainties in x -axis, which increases the tolerance to different models. Furthermore, the dark matter mass range 10^{-17} eV $\lesssim m_\phi \lesssim 10^{-14}$ eV can be further tested in current and future oscillation experiments by searching for time variations in oscillation parameters, which is due to the stochastic nature of dark matter density fluctuations and are, in general, not periodic [38–40].

We would especially like to thank Chui-Fan Kong for insightful discussions. We would also like to thank Dorian Amaral, Stefano Gariazzo, Gaetano Lambiase, Andrew Long, Iwan Morton-Blake, Yuber Perez-Gonzalez, Shun Zhou, and Tailin Zhu for helpful comments. AC is supported by the National Natural Science Foundation of China (NSFC) through the grants No.12425506, 12375101, 12090060, and 12090064, and the SJTU Double First Class start-up fund (WF220442604). LV and HYZ acknowledge support by NSFC through the grant No. 12350610240 “Astrophysical Axion Laboratories”.

LV also thanks INFN through the “QGSKY” Iniziativa Specifica project, as well as the COST Actions “COSMIC WISPerS” (CA21106) and “Addressing observational tensions in cosmology with systematics and fundamental physics (CosmoVerse)” (CA21136), both supported by COST (European Cooperation in Science and Technology).

* acheek@sjtu.edu.cn

† lvisinelli@unisa.it

‡ hongyi18@sjtu.edu.cn

- [1] B. Pontecorvo, Neutrino Experiments and the Problem of Conservation of Leptonic Charge, *Zh. Eksp. Teor. Fiz.* **53**, 1717 (1967).
- [2] T. Yanagida, Horizontal gauge symmetry and masses of neutrinos, *Conf. Proc. C* **7902131**, 95 (1979).
- [3] M. Gell-Mann, P. Ramond, and R. Slansky, Complex Spinors and Unified Theories, *Conf. Proc. C* **790927**, 315 (1979), [arXiv:1306.4669](https://arxiv.org/abs/1306.4669) [hep-th].
- [4] R. N. Mohapatra and G. Senjanovic, Neutrino Mass and Spontaneous Parity Nonconservation, *Phys. Rev. Lett.* **44**, 912 (1980).
- [5] J. Schechter and J. W. F. Valle, Neutrino Masses in SU(2) x U(1) Theories, *Phys. Rev. D* **22**, 2227 (1980).
- [6] V. Trimble, Existence and Nature of Dark Matter in the Universe, *Ann. Rev. Astron. Astrophys.* **25**, 425 (1987).
- [7] N. Aghanim *et al.* (Planck), Planck 2018 results. I. Overview and the cosmological legacy of Planck, *Astron. Astrophys.* **641**, A1 (2020), [arXiv:1807.06205](https://arxiv.org/abs/1807.06205) [astro-ph.CO].
- [8] H. Davoudiasl, G. Mohlabeng, and M. Sullivan, Galactic Dark Matter Population as the Source of Neutrino Masses, *Phys. Rev. D* **98**, 021301 (2018), [arXiv:1803.00012](https://arxiv.org/abs/1803.00012) [hep-ph].
- [9] S.-F. Ge and S. J. Parke, Scalar Nonstandard Interactions in Neutrino Oscillation, *Phys. Rev. Lett.* **122**, 211801 (2019), [arXiv:1812.08376](https://arxiv.org/abs/1812.08376) [hep-ph].
- [10] K.-Y. Choi, E. J. Chun, and J. Kim, Neutrino Oscillations in Dark Matter, *Phys. Dark Univ.* **30**, 100606 (2020), [arXiv:1909.10478](https://arxiv.org/abs/1909.10478) [hep-ph].
- [11] M. Sen and A. Y. Smirnov, Refractive neutrino masses, ultralight dark matter and cosmology, *JCAP* **01**, 040, [arXiv:2306.15718](https://arxiv.org/abs/2306.15718) [hep-ph].
- [12] F. Capozzi, I. M. Shoemaker, and L. Vecchi, Neutrino Oscillations in Dark Backgrounds, *JCAP* **07**, 004, [arXiv:1804.05117](https://arxiv.org/abs/1804.05117) [hep-ph].
- [13] J.-W. Lee, Neutrino mass and ultralight dark matter mass from the Higgs mechanism, (2024), [arXiv:2410.02842](https://arxiv.org/abs/2410.02842) [hep-ph].
- [14] G.-y. Huang, M. Lindner, P. Martínez-Miravé, and M. Sen, Cosmology-friendly time-varying neutrino masses via the sterile neutrino portal, *Phys. Rev. D* **106**, 033004 (2022), [arXiv:2205.08431](https://arxiv.org/abs/2205.08431) [hep-ph].
- [15] R. Plestid and S. Tevosyan, The cosmology of ultralight scalar dark matter coupled to right-handed neutrinos, (2024), [arXiv:2409.17396](https://arxiv.org/abs/2409.17396) [hep-ph].
- [16] Y. ChoeJo, Y. Kim, and H.-S. Lee, Dirac-Majorana neutrino type oscillation induced by a wave dark matter, *Phys. Rev. D* **108**, 095028 (2023), [arXiv:2305.16900](https://arxiv.org/abs/2305.16900) [hep-ph].
- [17] Y. Kim and H.-S. Lee, Oscillating scalar potential and its implications for cosmic neutrino background searches, (2025), [arXiv:2503.04949](https://arxiv.org/abs/2503.04949) [hep-ph].
- [18] S.-F. Ge, C.-F. Kong, and A. Y. Smirnov, Testing the Origins of Neutrino Mass with Supernova-Neutrino Time Delay, *Phys. Rev. Lett.* **133**, 121802 (2024), [arXiv:2404.17352](https://arxiv.org/abs/2404.17352) [hep-ph].
- [19] J. Liao, D. Marfatia, and K. Whisnant, Light scalar dark matter at neutrino oscillation experiments, *JHEP* **04**, 136, [arXiv:1803.01773](https://arxiv.org/abs/1803.01773) [hep-ph].
- [20] Y. Farzan, M. Lindner, W. Rodejohann, and X.-J. Xu, Probing neutrino coupling to a light scalar with coherent neutrino scattering, *JHEP* **05**, 066, [arXiv:1802.05171](https://arxiv.org/abs/1802.05171) [hep-ph].
- [21] N. Dalal and A. Kravtsov, Excluding fuzzy dark matter with sizes and stellar kinematics of ultrafaint dwarf galaxies, *Phys. Rev. D* **106**, 063517 (2022), [arXiv:2203.05750](https://arxiv.org/abs/2203.05750) [astro-ph.CO].
- [22] M. A. Amin and M. Mirbabayi, A Lower Bound on Dark Matter Mass, *Phys. Rev. Lett.* **132**, 221004 (2024), [arXiv:2211.09775](https://arxiv.org/abs/2211.09775) [hep-ph].
- [23] L. Hui, Wave Dark Matter, *Ann. Rev. Astron. Astrophys.* **59**, 247 (2021), [arXiv:2101.11735](https://arxiv.org/abs/2101.11735) [astro-ph.CO].
- [24] E. G. M. Ferreira, Ultra-light dark matter, *Astron. Astrophys. Rev.* **29**, 7 (2021), [arXiv:2005.03254](https://arxiv.org/abs/2005.03254) [astro-ph.CO].
- [25] G. Dvali and S. Zell, Classicality and Quantum Break-Time for Cosmic Axions, *JCAP* **07**, 064, [arXiv:1710.00835](https://arxiv.org/abs/1710.00835) [hep-ph].
- [26] I. J. Allali and M. P. Hertzberg, General Relativistic Decoherence with Applications to Dark Matter Detection, *Phys. Rev. Lett.* **127**, 031301 (2021), [arXiv:2103.15892](https://arxiv.org/abs/2103.15892) [gr-qc].
- [27] A. H. Guth, M. P. Hertzberg, and C. Prescod-Weinstein, Do Dark Matter Axions Form a Condensate with Long-Range Correlation?, *Phys. Rev. D* **92**, 103513 (2015), [arXiv:1412.5930](https://arxiv.org/abs/1412.5930) [astro-ph.CO].
- [28] G. Krnjaic, P. A. N. Machado, and L. Necib, Distorted neutrino oscillations from time varying cosmic fields, *Phys. Rev. D* **97**, 075017 (2018), [arXiv:1705.06740](https://arxiv.org/abs/1705.06740) [hep-ph].
- [29] V. Brdar, J. Kopp, J. Liu, P. Prass, and X.-P. Wang, Fuzzy dark matter and nonstandard neutrino interactions, *Phys. Rev. D* **97**, 043001 (2018), [arXiv:1705.09455](https://arxiv.org/abs/1705.09455) [hep-ph].
- [30] A. Dev, P. A. N. Machado, and P. Martínez-Miravé, Signatures of ultralight dark matter in neutrino oscillation experiments, *JHEP* **01**, 094, [arXiv:2007.03590](https://arxiv.org/abs/2007.03590) [hep-ph].
- [31] A. Berlin, Neutrino Oscillations as a Probe of Light Scalar Dark Matter, *Phys. Rev. Lett.* **117**, 231801 (2016), [arXiv:1608.01307](https://arxiv.org/abs/1608.01307) [hep-ph].
- [32] S. Navas *et al.* (Particle Data Group), Review of particle physics, *Phys. Rev. D* **110**, 030001 (2024).
- [33] A. Abusleme *et al.* (JUNO), Sub-percent precision measurement of neutrino oscillation parameters with JUNO, *Chin. Phys. C* **46**, 123001 (2022), [arXiv:2204.13249](https://arxiv.org/abs/2204.13249) [hep-ex].
- [34] F. An *et al.* (JUNO), Neutrino Physics with JUNO, *J. Phys. G* **43**, 030401 (2016), [arXiv:1507.05613](https://arxiv.org/abs/1507.05613) [physics.ins-det].
- [35] J. F. Navarro, C. S. Frenk, and S. D. M. White, A Universal density profile from hierarchical clustering, *Astrophys. J.* **490**, 493 (1997), [arXiv:astro-ph/9611107](https://arxiv.org/abs/astro-ph/9611107).

- [36] M. Pato, F. Iocco, and G. Bertone, Dynamical constraints on the dark matter distribution in the Milky Way, *JCAP* **12**, 001, [arXiv:1504.06324 \[astro-ph.GA\]](#).
- [37] J. Bovy and S. Tremaine, On the local dark matter density, *Astrophys. J.* **756**, 89 (2012), [arXiv:1205.4033 \[astro-ph.GA\]](#).
- [38] H. Nakatsuka, S. Morisaki, T. Fujita, J. Kume, Y. Michimura, K. Nagano, and I. Obata, Stochastic effects on observation of ultralight bosonic dark matter, *Phys. Rev. D* **108**, 092010 (2023), [arXiv:2205.02960 \[astro-ph.CO\]](#).
- [39] G. P. Centers *et al.*, Stochastic fluctuations of bosonic dark matter, *Nature Commun.* **12**, 7321 (2021), [arXiv:1905.13650 \[astro-ph.CO\]](#).
- [40] M. Lisanti, M. Moschella, and W. Terrano, Stochastic properties of ultralight scalar field gradients, *Phys. Rev. D* **104**, 055037 (2021), [arXiv:2107.10260 \[astro-ph.CO\]](#).
- [41] B. Eggemeier, C. A. J. O’Hare, G. Pierobon, J. Redondo, and Y. Y. Y. Wong, Axion minivoids and implications for direct detection, *Phys. Rev. D* **107**, 083510 (2023), [arXiv:2212.00560 \[hep-ph\]](#).
- [42] J. Chen and H.-Y. Zhang, Novel structures and collapse of solitons in nonminimally gravitating dark matter halos, *JCAP* **10**, 005, [arXiv:2407.09265 \[hep-ph\]](#).
- [43] N. Dalal, J. Bovy, L. Hui, and X. Li, Don’t cross the streams: caustics from Fuzzy Dark Matter, *JCAP* **03**, 076, [arXiv:2011.13141 \[astro-ph.CO\]](#).
- [44] J. Chen, X. Du, E. W. Lentz, D. J. E. Marsh, and J. C. Niemeyer, New insights into the formation and growth of boson stars in dark matter halos, *Phys. Rev. D* **104**, 083022 (2021), [arXiv:2011.01333 \[astro-ph.CO\]](#).
- [45] G. Bak *et al.* (RENO), Measurement of Reactor Antineutrino Oscillation Amplitude and Frequency at RENO, *Phys. Rev. Lett.* **121**, 201801 (2018), [arXiv:1806.00248 \[hep-ex\]](#).
- [46] H. de Kerret *et al.* (Double Chooz), Double Chooz θ_{13} measurement via total neutron capture detection, *Nature Phys.* **16**, 558 (2020), [arXiv:1901.09445 \[hep-ex\]](#).
- [47] F. P. An *et al.* (Daya Bay), Precision Measurement of Reactor Antineutrino Oscillation at Kilometer-Scale Baselines by Daya Bay, *Phys. Rev. Lett.* **130**, 161802 (2023), [arXiv:2211.14988 \[hep-ex\]](#).
- [48] A. Gando *et al.* (KamLAND), Reactor On-Off Antineutrino Measurement with KamLAND, *Phys. Rev. D* **88**, 033001 (2013), [arXiv:1303.4667 \[hep-ex\]](#).
- [49] C. Bemporad, G. Gratta, and P. Vogel, Reactor Based Neutrino Oscillation Experiments, *Rev. Mod. Phys.* **74**, 297 (2002), [arXiv:hep-ph/0107277](#).
- [50] J. Buchner, A statistical test for Nested Sampling algorithms, *Statistics and Computing* **26**, 383 (2016), [arXiv:1407.5459 \[stat.CO\]](#).
- [51] J. Buchner, Collaborative Nested Sampling: Big Data versus Complex Physical Models, *pasp* **131**, 108005 (2019), [arXiv:1707.04476 \[stat.CO\]](#).
- [52] J. Buchner, UltraNest - a robust, general purpose Bayesian inference engine, *The Journal of Open Source Software* **6**, 3001 (2021), [arXiv:2101.09604 \[stat.CO\]](#).
- [53] I. Esteban, M. C. Gonzalez-Garcia, M. Maltoni, I. Martinez-Soler, J. a. P. Pinheiro, and T. Schwetz, NuFit-6.0: updated global analysis of three-flavor neutrino oscillations, *JHEP* **12**, 216, [arXiv:2410.05380 \[hep-ph\]](#).