

A GOOD START MATTERS: ENHANCING CONTINUAL LEARNING WITH DATA-DRIVEN WEIGHT INITIALIZATION

Md Yousuf Harun

Rochester Institute of Technology
United States of America
mh1023@rit.edu

Christopher Kanan

University of Rochester
United States of America
ckanan@cs.rochester.edu

ABSTRACT

To adapt to real-world data streams, continual learning (CL) systems must rapidly learn new concepts while preserving and utilizing prior knowledge. When it comes to adding new information to continually-trained deep neural networks (DNNs), classifier weights for newly encountered categories are typically initialized randomly, leading to high initial training loss (spikes) and instability. Consequently, achieving optimal convergence and accuracy requires prolonged training, increasing computational costs. Inspired by Neural Collapse (NC), we propose a weight initialization strategy to improve learning efficiency in CL. In DNNs trained with mean-squared-error, NC gives rise to a Least-Square (LS) classifier in the last layer, whose weights can be analytically derived from learned features. We leverage this LS formulation to initialize classifier weights in a data-driven manner, aligning them with the feature distribution rather than using random initialization. Our method mitigates initial loss spikes and accelerates adaptation to new tasks. We evaluate our approach in large-scale CL settings, demonstrating faster adaptation and improved CL performance.

1 INTRODUCTION

Deep learning models excel in static environments where the data follows an independent and identically distributed (IID) assumption. However, in real-world scenarios, data distributions shift over time (non-IID), and new data arrives sequentially. Conventional deep neural networks (DNNs) struggle under such conditions, often requiring periodic re-training from scratch, which is not only computationally expensive but also contributes significantly to the carbon footprint of AI (Schwartz et al., 2020). Despite frequent retraining from scratch, real-world models still suffer up to 40% accuracy drops (Mallick et al., 2022). Continual learning (CL) aims to address this inefficiency by enabling models to learn from evolving data streams while preserving previously acquired knowledge (Parisi et al., 2019). CL is a promising solution to *model decay*, where predictive performance deteriorates over time due to *concept drift*—a shift in the meaning or distribution of target variables (Tsybal, 2004; Gama et al., 2014; Lu et al., 2018). While much of the CL research community has focused on mitigating *catastrophic forgetting* (McCloskey & Cohen, 1989), there is growing interest in optimizing CL for *computational efficiency* (Ghunaim et al., 2023; Harun et al., 2023a;b; Prabhu et al., 2023; Harun & Kanan, 2024; Harun et al., 2024a; Verwimp et al., 2024).

The increasing prevalence of large foundation models has shifted CL paradigm toward leveraging these models e.g., ImageNet-1K or ImageNet-21K pre-trained backbones (Wang et al., 2022b;a; Smith et al., 2023; Gao et al., 2023; McDonnell et al., 2024; Harun & Kanan, 2024). The challenge now lies in integrating new knowledge efficiently while maintaining and refining prior knowledge. However, prior studies (Wang et al., 2022a; Mirzadeh et al., 2022; Harun & Kanan, 2024) reveal that naive use of pre-trained models does not inherently improve CL performance, and effectively adapting pre-trained models for CL remains an open challenge. A key research question in this adaptation process is: **how do we initialize the last-layer classifier weights for newly introduced categories?** Standard practice initializes new class weights *randomly*, leading to high initial training loss, unstable gradient updates, and degraded performance (Harun & Kanan, 2024). Proper weight initialization is crucial for accelerating CL and enhancing plasticity (Lyle et al., 2023). As illustrated in Fig. 1, random weight initialization induces loss spikes when each new task is introduced, resulting in degraded performance and prolonged convergence time. This instability is especially problematic in real-world deployments where rapid model adaptation is critical. Despite its importance, weight initialization for new concepts remains an under-explored area in CL.

To address this challenge, we investigate *data-driven weight initialization strategies based on feature statistics*. Inspired by the *Neural Collapse (NC) phenomenon*, where deep networks naturally align last-layer weights with class means, we introduce a *Least-Square (LS)*-based weight initialization that optimally sets new classifier weights using

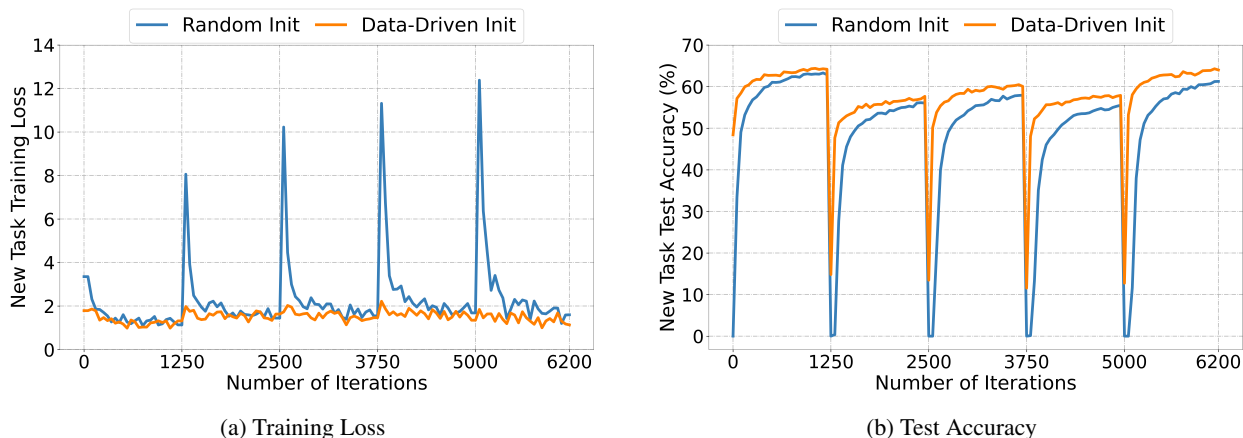


Figure 1: Data-driven weight initialization prevents training loss spikes and improves accuracy on new tasks compared to random initialization. Here, an ImageNet-1K pre-trained ConvNeXt incrementally learns 5 disjoint tasks, each consisting of 73 classes from Places-365-Std (total 1365 classes). Task transition occurs every 1250 iterations. We keep the backbone frozen and train the last-layer classifier using rehearsal and cross-entropy loss.

feature statistics. LS weight initialization offers a principled alternative to random initialization, as it can be computed analytically *solely* from last-layer features, without requiring additional training or hyperparameters. Unlike random initialization, data-driven initialization provides a low-loss starting point, mitigating abrupt parameter shifts and stabilizing CL adaptation. Our LS-based approach builds on Han et al. (2022), who derived LS weight formulation by minimizing the mean-squared-error (MSE) loss with weight decay. Their findings show that optimal classifier weights can be determined entirely from last-layer features. By integrating LS-based initialization into CL frameworks, we demonstrate that it significantly reduces training loss spikes, leading to improved learning efficiency and performance. **Our main contributions are summarized as follows:**

1. We study the impact of weight initializations and training objectives on learning efficiency and CL performance.
2. We propose a Least-Square-based weight initialization that optimally aligns classifier weights for newly encountered categories with their feature distributions.
3. We empirically validate our data-driven initialization in large-scale CL settings, showing that our approach mitigates loss spikes and enhances adaptation efficiency.

2 RELATED WORK

2.1 CONTINUAL LEARNING

Continual learning seeks to enable models to learn from non-stationary data while mitigating catastrophic forgetting (see Zhou et al. (2023) for a comprehensive review). Existing CL methods can be broadly categorized into three main approaches: 1) **Rehearsal-based methods** store or reconstruct a subset of past data to replay alongside new data, thereby reducing forgetting (Chaudhry et al., 2019; Hou et al., 2019; Rebuffi et al., 2017; Wu et al., 2019). 2) **Regularization-based methods** introduce additional constraints in the loss function to regulate weight updates and preserve previously learned knowledge (Aljundi et al., 2018; Chaudhry et al., 2018; Dhar et al., 2019; Kirkpatrick et al., 2017). 3) **Parameter-isolation-based methods** allocate distinct sets of parameters or multiple model copies to different incremental tasks, preventing interference between learned representations (Douillard et al., 2021; Yan et al., 2021; Yoon et al., 2020). Despite these advances, most CL methods initialize the last-layer classifier with random weights, which may not be optimal when integrating new semantic categories. In this work, we primarily focus on rehearsal-based CL methods due to their superior performance (van de Ven et al., 2022; Zhou et al., 2023). However, our data-driven initialization is also applicable for other CL methods.

2.2 WEIGHT INITIALIZATION

Effective weight initialization plays a crucial role in stabilizing network training and improving convergence. Common initialization strategies include Xavier (Glorot & Bengio, 2010) and Kaiming initialization (He et al., 2015). Several approaches focus on preserving identity mappings to enhance training stability: Hardt & Ma (2017) demon-

strated that retaining identity mappings benefits residual networks, while [Le et al. \(2015\)](#) used identity matrices for hidden-to-hidden transitions in recurrent neural networks. Fixup ([Zhang et al., 2018](#)) and ZerO ([Zhao et al., 2022](#)) set residual stems to zero, ensuring identity preservation without affecting residual connections. SkipInit ([De & Smith, 2020](#)) replaces batch normalization with a learnable scalar initialized at zero, while ReZero ([Bachlechner et al., 2021](#)) introduces additional zero-initialized parameters to facilitate fast convergence. IDInit ([Pan et al., 2025](#)) employs a padded identity-like matrix to maintain identity in both the main and sub-stem layers of residual networks. Most of these methods focus on initializing entire networks trained from scratch in IID settings. In contrast, our work explores weight initialization in the last-layer classifier for newly introduced semantic categories in CL settings with pre-trained backbones. Recent studies ([Harun & Kanan, 2024](#); [Jha et al., 2024](#)) demonstrate that initializing new classifier weights with class means mitigates high initial training loss when learning new tasks. Building on this, we systematically evaluate several weight initialization strategies based on feature statistics, including previous class-mean initialization.

2.3 NEURAL COLLAPSE

Neural Collapse (NC) arises when deep networks converge to highly structured representations, where class features form compact clusters that align with a simplex equiangular tight frame (Simplex ETF) ([Papayan et al., 2020](#); [Kothapalli, 2023](#); [Zhu et al., 2021](#); [Han et al., 2022](#)). Initially observed in final-layer representations, later studies have shown that NC emerges to varying degrees in intermediate layers as well ([Rangamani et al., 2023](#); [Harun et al., 2024b](#); [2025](#)). Previous studies ([Han et al., 2022](#); [Zhou et al., 2022b](#)) have shown that different loss functions e.g., cross-entropy (CE), focal loss, and MSE can lead to NC in DNNs. NC can be characterized by four main properties:

1. **Feature Collapse** ($\mathcal{NC}1$): Features within each class cluster tightly around a single mean, minimizing intra-class variance.
2. **Simplex ETF Structure** ($\mathcal{NC}2$): When centered at the global mean, class means are distributed on a hypersphere with maximal pairwise distances, forming a Simplex ETF.
3. **Self-Duality** ($\mathcal{NC}3$): The last-layer classifiers align closely with their respective class means, creating a nearly self-dual structure.
4. **Nearest Class Mean Decision** ($\mathcal{NC}4$): Classification behaves like a nearest-centroid scheme, assigning samples based on proximity to class means.

3 PROBLEM SETUP

We consider a CL scenario where learning begins with a pre-trained model capable of C -way classification. The objective is to incorporate new data—including additional classes—while preserving or improving performance on the original C classes. In our study, we use an ImageNet-1K pre-trained model ($C = 1000$), a common choice in CL research. However, prior work does not explicitly evaluate or attempt to preserve performance on ImageNet-1K itself ([Wang et al., 2022b;a](#); [Smith et al., 2023](#); [Gao et al., 2023](#); [McDonnell et al., 2024](#)). Our work uniquely focuses on this knowledge retention aspect.

After deployment, the pre-trained model encounters a sequence of $N - 1$ tasks, $\{\mathcal{T}_2, \dots, \mathcal{T}_N\}$, where \mathcal{T}_1 corresponds to the pre-training data (e.g., ImageNet-1K). Each task \mathcal{T}_j consists of e_j labeled examples: $\mathcal{T}_j = \{(\mathbf{x}_i, y_i)\}_{i=1}^{e_j}$, where \mathbf{x}_i is an instance of category $y_i \in Y_j$, and Y_j represents the label space of task j . In the class-incremental learning (CIL) setting, the label spaces are disjoint, i.e., $Y_j \cap Y_{j'} = \emptyset$ for $j \neq j'$. The total number of samples across all tasks is $E = \sum_{j=1}^N e_j$ (ideally never ending $E \rightarrow \infty$). During training on task \mathcal{T}_j , an agent has access to its current task data and any stored samples from previous tasks $\mathcal{T}_{1:j-1}$. At test time, performance is evaluated on data from all encountered classes, $\mathcal{Y}_j = Y_1 \cup \dots \cup Y_j$, without access to task identifiers or labels. To ensure scalability in real-world applications, a CL system should maintain a fixed computational cost over time. For each CL task \mathcal{T}_j , the compute budget \mathcal{U} is constrained by the number of training iterations or stochastic gradient descent steps. Additionally, a storage constraint \mathcal{S} limits the number of samples retained in a memory buffer for rehearsal.

4 WEIGHT INITIALIZATION BASED ON LEAST SQUARE WEIGHTS

We adapt the MSE loss decomposition proposed in [Han et al. \(2022\)](#) that theoretically and empirically shows how neural collapse in MSE-trained DNNs transforms the last-layer classifier into *exactly* least-square classifier and the deviation from LS classifier is insignificant. We first show the derivation of least-square weights \mathbf{W}_{LS} and describe its role in weight initialization for continual learning.

Deriving the Least-Square Weights. To understand how least-square weights arise, we begin by considering a linear classifier trained using the MSE loss. The general MSE loss for classification is defined as:

$$L(\mathbf{W}, \mathbf{Z}) = \frac{1}{2} \text{Ave}_{i,c} \|\mathbf{W}\mathbf{z}_{i,c} - \mathbf{y}_{i,c}\|_2^2 + \frac{\lambda}{2} \|\mathbf{W}\|_F^2, \quad (1)$$

where $\mathbf{W} \in \mathbb{R}^{C \times (d+1)}$ is the classifier weight matrix (including bias). And, for the i -th sample in the c -th class, $\mathbf{z}_{i,c} \in \mathbb{R}^{d+1}$ is the extended feature vector (including bias). $\mathbf{y}_{i,c}$ is the one-hot encoded target label and λ is the weight decay. The optimization objective seeks to minimize the squared error between the classifier’s predictions and the ground truth labels while imposing a weight decay penalty. Ave is the operator that averages over its subscript indices.

Reformulating the Loss Function. Rewriting the loss in matrix form, we define: $\mathbf{Z} \in \mathbb{R}^{(d+1) \times N}$, where columns represent feature vectors of N training samples. And, $\mathbf{Y} \in \mathbb{R}^{C \times N}$, where columns are the corresponding one-hot labels. Then, the loss function in Equation 1 simplifies to:

$$L(\mathbf{W}) = \frac{1}{2N} \|\mathbf{W}\mathbf{Z} - \mathbf{Y}\|_2^2 + \frac{\lambda}{2} \|\mathbf{W}\|_F^2.$$

Finding the Optimal \mathbf{W} by Differentiation. Taking the gradient of $L(\mathbf{W})$ with respect to \mathbf{W} and setting it to zero:

$$\frac{\partial L}{\partial \mathbf{W}} = \frac{1}{N} (\mathbf{W}\mathbf{Z}\mathbf{Z}^\top - \mathbf{Y}\mathbf{Z}^\top) + \lambda \mathbf{W} = 0.$$

Solving for \mathbf{W} :

$$\mathbf{W}\mathbf{Z}\mathbf{Z}^\top + \lambda \mathbf{W} = \mathbf{Y}\mathbf{Z}^\top.$$

Rearranging,

$$\mathbf{W}(\mathbf{Z}\mathbf{Z}^\top + \lambda \mathbf{I}) = \mathbf{Y}\mathbf{Z}^\top.$$

Multiplying by the inverse of $(\mathbf{Z}\mathbf{Z}^\top + \lambda \mathbf{I})$,

$$\mathbf{W} = \mathbf{Y}\mathbf{Z}^\top (\mathbf{Z}\mathbf{Z}^\top + \lambda \mathbf{I})^{-1}, \quad (2)$$

where \mathbf{I} is the identity matrix. Given, feature global mean $\boldsymbol{\mu}_G = \text{Ave}_{i,c} \mathbf{z}_{i,c}$, feature class means $\boldsymbol{\mu}_c = \text{Ave}_i \mathbf{z}_{i,c}$ for $c = 1, \dots, C$, and feature within-class covariance $\boldsymbol{\Sigma}_W = \text{Ave}_{i,c} (\mathbf{z}_{i,c} - \boldsymbol{\mu}_c)(\mathbf{z}_{i,c} - \boldsymbol{\mu}_c)^\top$, the total covariance matrix $\boldsymbol{\Sigma}_T$ and class-means matrix \mathbf{M} are defined as follows:

$$\mathbf{M} = [\boldsymbol{\mu}_1, \dots, \boldsymbol{\mu}_C] \in \mathbb{R}^{(d+1) \times C}, \quad \boldsymbol{\Sigma}_T = \text{Ave}_{i,c} (\mathbf{z}_{i,c} - \boldsymbol{\mu}_G)(\mathbf{z}_{i,c} - \boldsymbol{\mu}_G)^\top \in \mathbb{R}^{(d+1) \times (d+1)}.$$

We can express the solution from Equation 2 in terms of class statistics:

$$\mathbf{W}_{LS} = \frac{1}{C} \mathbf{M}^\top (\boldsymbol{\Sigma}_T + \boldsymbol{\mu}_G \boldsymbol{\mu}_G^\top + \lambda \mathbf{I})^{-1}. \quad (3)$$

This formulation shows that LS weights \mathbf{W}_{LS} depend *solely* on the feature statistics \mathbf{Z} , making them an ideal choice for weight initialization when learning new concepts (new semantic category) in CL. Intuitively, this method aims to align the initial weights more closely with the distribution of the new class’s data, enabling faster and more effective learning adjustments during the initial stage of training.

Connecting \mathbf{W}_{LS} to Weight Initialization in Continual Learning. In CIL, when a model encounters new classes, their corresponding output units are typically *randomly initialized*. This causes a high initial classification loss because the newly introduced weights are unaligned with the learned feature space. As a result, the model undergoes *large parameter shifts* during early training, increasing instability and leading to “*loss spikes*” (see Fig. 1). Instead of random initialization, we propose initializing the weights for new classes using \mathbf{W}_{LS} , computed from the feature statistics of the incoming data. Since \mathbf{W}_{LS} already aligns with the feature means and covariance, it provides a *low-loss starting point*, reducing the abrupt changes that occur during adaptation. Previous studies (Han et al., 2022; Zhou et al., 2022b) have shown that DNNs trained sufficiently on a dataset converge to NC for different losses e.g., CE, MSE, etc. Given that NC emerges regardless of the loss function used (CE or MSE), initializing new weights using the LS formulation ensures that new class units begin in a well-aligned and stable configuration.

Practical Consideration. Given that CE is the most-widely used loss during pre-training stage, adapting the pre-trained models to new data with other losses e.g., MSE during CL may seem unusual. However, based on theoretical and empirical analyses, previous work found that all losses including CE, MSE achieve largely *identical* features on training data by sufficiently trained DNNs (Kornblith et al., 2021; Zhou et al., 2022b). This suggests that switching loss function after pertaining stage is a reasonable consideration.

Moreover, when the pre-trained DNNs achieve neural collapse, the last-layer classifiers align tightly with their corresponding class means, creating a nearly self-dual configuration (NC3) (Papayan et al., 2020). Therefore, regardless of loss functions, NC leads to desirable configuration of features and weights for data-driven weight initialization. Additionally, we can quantify the divergence of least-square analytical weights from learned weights. The deviation of analytical weights \mathbf{W}_{LS} from learned weights \mathbf{W} is given by:

$$\mathcal{D}_{LS} = \frac{1}{2} \text{tr}\{(\mathbf{W} - \mathbf{W}_{LS})(\boldsymbol{\Sigma}_T + \boldsymbol{\mu}_G \boldsymbol{\mu}_G^\top + \lambda \mathbf{I})(\mathbf{W} - \mathbf{W}_{LS})^\top\}. \quad (4)$$

In our experiments, we find that CE-trained model achieves optimum \mathbf{W}_{LS} which retains pre-training accuracy and reduces the LS deviation term \mathcal{D}_{LS} (see Table 1).

5 LOSS FUNCTION

In this work, we investigate three loss functions: CE, MSE, and Squentropy. Our objective is to find a better loss function that accelerates CL by leveraging data-driven weight initialization. Logits \mathbf{u} are defined as the matrix-vector multiplication, i.e., $\mathbf{u} = \mathbf{W}^T \mathbf{x} \in \mathbb{R}^C$ (ignoring biases), or $\mathbf{u}_i = \mathbf{w}_i \cdot \mathbf{x}$, where \mathbf{w}_i is the i -th column of $\mathbf{W} \in \mathbb{R}^{d \times C}$ (d is the embedding dimension). And, $\mathbf{t} \in \{0, 1\}^C$ denotes the one-hot target.

Mean Squared Error. The MSE loss formulation described in Equation 1 is a general form without any scaling mechanisms. Empirically, prior work has found that scaling mechanism is crucial for MSE to rival CE and improve convergence (Hui & Belkin, 2021; Kornblith et al., 2021). Here we define a practical version of MSE with scaling parameters, κ and β . The MSE loss for C -class classification on a single input is:

$$L_{MSE}(\mathbf{u}, \mathbf{t}, \kappa, \beta) = \frac{1}{C} \sum_{c=1}^C \left(\kappa t_c (\mathbf{u}_c - \beta)^2 + (1 - t_c) \mathbf{u}_c^2 \right),$$

where κ and β are hyperparameters. κ weights the loss for the ground truth class relative to incorrect classes, whereas β controls the magnitude of the ground truth class target. Setting $\kappa = 15$ and $\beta = 30$ works effectively for large-scale dataset ($C > 47$) (Hui & Belkin, 2021; Hui et al., 2023).

Cross Entropy Loss. The CE loss has a term that maximizes the dot product between the logits and targets, as well as a contractive term that minimizes the LogSumExp of the logits. For a single input, CE loss can be defined as:

$$L_{CE}(\mathbf{u}, \mathbf{t}) = -\frac{1}{C} \sum_{c=1}^C t_c \log \left(\frac{\exp(\mathbf{u}_c)}{\sum_{j=1}^C \exp(\mathbf{u}_j)} \right).$$

Squentropy Loss. The squentropy loss is the sum of two terms: the cross-entropy loss and the average squared loss over the incorrect classes (Hui et al., 2023). It does not require any scaling parameters like MSE. Given y denoting ground-truth class label, squentropy loss for a single input is defined as:

$$L_{SQEN}(\mathbf{u}, y) = -\log \left(\frac{\exp(\mathbf{u}_y)}{\sum_{j=1}^C \exp(\mathbf{u}_j)} \right) + \frac{1}{C-1} \sum_{j=1, j \neq y}^C \mathbf{u}_j^2.$$

6 EXPERIMENTAL SETUP

6.1 DATASET & CONTINUAL LEARNING SETUP

We aim to study CL in an industry-like setting, which requires a large-scale data stream with numerous object categories (thousands or more). However, finding a well-curated dataset suitable for large-scale CL experiments is challenging. To address this, following Harun & Kanan (2024), we construct a large-scale data stream by combining **ImageNet-1K** (1.2 million images) with **Places-365-Standard** (1.8 million images). Places-365 is a challenging dataset (Liu et al., 2019) widely used for out-of-distribution (OOD) detection with ImageNet-pretrained models (Zhu et al., 2022). This combined dataset, consisting of 3 million images and 1365 object categories, allows us to systematically study the impact of data-driven initialization in large-scale CL.

During CIL, the model sequentially learns 5 disjoint tasks from Places-365, each of which contains 73 non-overlapping classes. Rehearsal updates the model over 600 iterations per task, where each iteration processes 128 samples—50% randomly selected from the current task and 50% from previously seen tasks and ImageNet-1K. To isolate the effect

of weight initialization, we do not use augmentations or regularization techniques. Performance is evaluated every 50 training iterations using a test set comprising the ImageNet-1K classes and all encountered Places-365 classes from both current and previous CL tasks.

Loss Alignment. When using MSE loss which is different from the pre-training loss i.e., CE, we perform a *loss alignment fine-tuning phase* before CL begins. We train the last-layer classifier on ImageNet-1K dataset using MSE loss, while keeping the backbone frozen. We include dataset and implementation details in Appendix A and B.

6.2 COMPUTE & STORAGE CONSTRAINTS

A continual learner must adapt to a large-scale data stream without incurring an increasing computational burden over time. Recent works have emphasized computational efficiency in CL (Prabhu et al., 2023; Harun et al., 2023b;a; 2024a; Verwimp et al., 2024; Zhang et al., 2023). In our experiments, we constrain computation by fixing the number of training iterations or gradient descent steps. In particular, we bound compute by 1200 or 600 training iterations. We also impose a fixed replay buffer size to limit storage usage. During learning, the model rehearses samples from the buffer, which is capped at a maximum of 192K or 24K samples—equivalent to 6.4% and 0.8% of the entire dataset (3 million samples from ImageNet and Places combined), respectively.

6.3 ARCHITECTURE

We select the ConvNeXt architecture due to its modern design and superior performance compared to similar-sized DNNs. Our main experiments use **ConvNeXtV2-Femto** (Woo et al., 2023), pretrained on ImageNet-1K using a fully convolutional masked autoencoder framework, followed by supervised fine-tuning. Although ResNet18 is commonly used in CL, it underperforms relative to other lightweight DNNs (Hayes & Kanan, 2022; Harun et al., 2023b). ConvNeXtV2-Femto has 5.2M parameters— $2\times$ fewer than ResNet18’s 11.6M—while achieving an absolute 8.47% higher top-1 accuracy on ImageNet-1K. Furthermore, unlike ResNet, ConvNeXt is amenable to parameter-efficient fine-tuning (PEFT) approaches e.g., Low-Rank-Adaptation (LoRA) (Hu et al., 2022) due to the linear layers.

6.4 CONTROLLING PLASTICITY

The rise of large foundation models has spurred interest in integrating CL with pre-trained models, leveraging their strong feature extraction capabilities for downstream tasks. However, naively fine-tuning pre-trained models significantly degrades CL performance. Prior work has demonstrated that selectively updating specific parts of the model—i.e., *controlling plasticity*—is essential for effective adaptation (Harun & Kanan, 2024). In this work, we explore two approaches for controlling plasticity in pre-trained backbones:

1. **CL with frozen backbone:** Here we ask: *how can we adapt a pre-trained model without updating its representations?* We train the last-layer classifier while keeping the backbone frozen, treating it as a fixed feature extractor.
2. **CL with controlled plasticity:** Here we ask: *how can we selectively update the representations of a pre-trained model to incorporate new knowledge?* Inspired by prior work (Harun & Kanan, 2024), we fine-tune the top layers of the pre-trained backbone using LoRA. During CL, only the LoRA parameters are updated with rehearsal, while the original backbone weights remain frozen. After rehearsal, the LoRA weights are merged with the backbone, and the last-layer classifier is updated as usual. In particular, we keep top two ConvNeXt blocks plastic (i.e., 55% of the parameters) and keep remaining blocks frozen. Within each block, two linear layers are modified to incorporate LoRA’s weights with rank 48. To initialize LoRA weights, we adhere to LoRA paper (Hu et al., 2022). Additional implementation details are provided in Appendix B.3.

6.5 EVALUATION CRITERIA

Motivated by prior work (De Lange et al., 2023; Harun & Kanan, 2024; Koh et al., 2022), we perform continual evaluation or any-time-inference, which tracks performance throughout training—unlike traditional discrete evaluation, which only measures performance at task boundaries. Continual evaluation is critical for real-world reliability, ensuring that CL models maintain consistent performance while learning. To assess any-time inference, we compute **average accuracy** (Koh et al., 2022), defined as: $\mathcal{A}^{avg} = \frac{1}{N} \sum_{i=1}^N \mathcal{A}_i$, where N is the total number of evaluation steps, and \mathcal{A}_i represents top-1 accuracy (%) at step i . To analyze CL performance dynamics, we report:

- **Plasticity:** \mathcal{A}_{new} —performance on new task (or current task).
- **Stability:** \mathcal{A}_{old} —performance on previously learned tasks.
- **Overall CL performance:** \mathcal{A}_{all} —accuracy across all encountered tasks including new and old tasks.
- **Pre-training task performance:** \mathcal{A}_{pre} —performance on the initial ImageNet-1K task.

Table 1: **Weight initializations in the first CL task.** We adapt ImageNet-1K pre-trained model to the first CL task i.e., 73 classes from Places-365. \mathcal{A}_{pre} and $\mathcal{A}_{\text{pre}}^*$ denote ImageNet-1K accuracy (%) when using learned weights W and analytical weights W_{LS} respectively. \mathcal{D}_{LS} refers to deviation of W_{LS} from W corresponding to ImageNet-1K pre-training (definition in Equation 4). C denotes number of classes in the evaluation set.

Weight Init	$\mathcal{A}_{\text{pre}} \uparrow$	$\mathcal{A}_{\text{pre}}^* \uparrow$	Neural Collapse				$\mathcal{A}_{\text{new}} \uparrow$	$\mathcal{A}_{\text{old}} \uparrow$	$\mathcal{A}_{\text{all}} \uparrow$	$\mathcal{D}_{LS} \downarrow$
	$C = 1K$	$C = 1K$	$\mathcal{NC}1$	$\mathcal{NC}2$	$\mathcal{NC}3$	$\mathcal{NC}4$	$C = 73$	$C = 1K$	$C = 1073$	$C = 1K$
MSE Loss										
Random							0.00	77.72	67.82	
Least Square	77.72	77.33	0.318	0.925	0.899	1.593	51.70	71.57	69.04	377.18
Class Mean							50.29	68.34	66.04	
CE Loss										
Random							0.00	78.23	68.26	
Least Square	78.23	77.33	0.318	0.925	0.899	1.593	48.37	75.83	72.33	78.97
Class Mean							21.10	77.87	70.64	

- **Forward transfer:** \mathcal{A}_{fw} —forward transfer accuracy (%) evaluated on future task. After learning each CL task \mathcal{T}_j , we attach a linear probe to the backbone and train/test it on next CL task \mathcal{T}_{j+1} . Details are in Appendix B.5.
- **Training loss on new task:** \mathcal{L}_{new} —average training loss over evaluation steps for new task to evaluate the impact of weight initialization on loss spikes.
- **Efficiency gain:** \mathcal{G} —average efficiency gain or speedup in learning new tasks. For j 'th new task, we measure number of iterations (I_d) used by data-driven initialization to reach 95% of the best accuracy obtained by random initialization and then compute efficiency gain by comparing with the number of iterations (I_r) used by random initialization i.e., $\mathcal{G}_j = I_r/I_d$. Finally, we compute average gain as $\mathcal{G} = \frac{1}{J} \sum_{j=1}^J \mathcal{G}_j$.
- **Neural Collapse:** $\mathcal{NC}1$ – $\mathcal{NC}4$ —NC metrics to measure the strength of neural collapse in pre-trained models based on four criteria outlined in Sec. 2.3. NC metrics are defined in Appendix C.

7 EXPERIMENTAL RESULTS

We examine three weight initialization methods: (a) random initialization, (b) least-square initialization (Equation 3), and (c) class-mean initialization, where the weight w_c for class c is set to the class mean μ_c computed as $\mu_c = \text{Ave}_i z_{i,c}$.

7.1 WEIGHT INITIALIZATION IN FIRST CL TASK

We first assess the impact of weight initialization on the first CL task before any training occurs. Using an ImageNet-1K pre-trained ConvNeXt, we augment the last-layer classifier with new class units initialized using random, LS, and class-mean methods. The results are summarized in Table 1.

Surprisingly, CE loss yields a lower LS deviation ($4.78\times$ lower \mathcal{D}_{LS}) than MSE loss. While LS initialization should theoretically favor MSE due to its connection with MSE loss decomposition, our results suggest that CE-trained features better align with LS weights. This indicates that neural collapse strongly influences the organization of the last-layer features and classifier weights, regardless of the loss function. As shown in Table 1, NC metrics ($\mathcal{NC}1$ - $\mathcal{NC}4$) confirm that CE-learned features exhibit stronger neural collapse. Note that lower NC values indicate stronger collapse. These results support our arguments on using LS weight initialization for CE or other losses as long as pre-training ensures NC criteria.

In all cases, random initialization fails to achieve *nonzero* accuracy on new tasks, as expected, since it does not encode any feature statistics. Conversely, LS initialization yields the highest accuracy, followed by class-mean initialization. These results suggest that data-driven initialization provides a strong starting point, enabling continual learners to adapt quickly to new tasks.

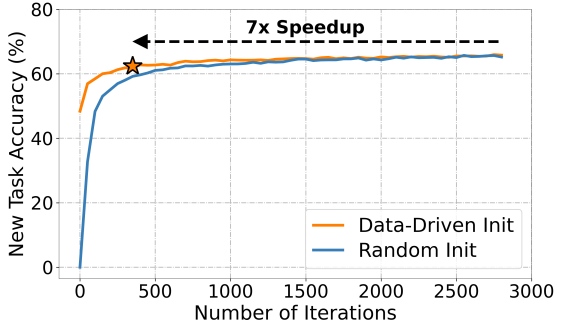


Figure 2: Data-driven initialization reaches 95% of the best accuracy of random initialization using $7\times$ less iterations. To demonstrate efficiency gain, we train models on first CL task for 3K iterations.

Table 2: **Last-Layer Plastic.** An ImageNet-1K pre-trained model incrementally learns 5 disjoint tasks, each consisting of 73 classes from Places-365. All metrics except \mathcal{L}_{new} is in %. \mathcal{U} and \mathcal{S} denote compute and storage constraints respectively. \mathcal{G} denotes average efficiency gain or speedup in learning new tasks. Forward transfer (\mathcal{A}_{fw}) is not applicable for this setting since the backbone is frozen and identical for all compared methods.

Weight Init	Loss	\mathcal{U}	\mathcal{S}	$\mathcal{L}_{\text{new}} \downarrow$	$\mathcal{A}_{\text{pre}} \uparrow$	$\mathcal{A}_{\text{new}} \uparrow$	$\mathcal{A}_{\text{old}} \uparrow$	$\mathcal{A}_{\text{all}} \uparrow$	$\mathcal{G} \uparrow$
Random				2.30	75.52	49.70	65.85	64.10	1.00
Least Square	CE	1200	192K	1.50	75.52	57.28	65.91	64.91	5.29
Class Mean				1.65	75.61	54.64	65.86	64.60	3.08
Random				2.47	74.85	52.73	63.95	62.67	1.00
Least Square	SQEN	1200	192K	2.24	74.63	57.28	63.77	62.98	4.84
Class Mean				2.35	74.77	55.02	63.81	62.78	2.72
Random				4.78	72.80	44.63	60.77	58.96	1.00
Least Square	MSE	1200	192K	4.11	71.45	53.26	59.41	58.67	4.17
Class Mean				6.23	70.11	53.68	57.25	56.73	2.22
Random				2.79	74.12	43.28	64.48	62.21	1.00
Least Square	CE	600	24K	1.58	73.95	55.29	64.34	63.29	3.80
Class Mean				1.71	74.18	51.82	64.32	62.91	2.68
Random				2.71	74.09	47.63	63.27	61.52	1.00
Least Square	SQEN	600	24K	2.34	73.62	55.58	62.91	62.03	3.80
Class Mean				2.47	73.93	52.08	62.99	61.73	2.01
Random				5.57	73.46	35.43	62.00	59.10	1.00
Least Square	MSE	600	24K	4.41	70.69	51.68	59.45	58.56	3.56
Class Mean				8.34	68.52	51.78	55.83	55.26	3.74

7.2 CL WITH FROZEN BACKBONE

We next analyze the impact of weight initialization on the last-layer classifier under a frozen backbone setting. The results are summarized in Table 2. Compared to random initialization, LS improves new task accuracy (plasticity) by an absolute margin of 4.55% – 16.25%, while maintaining stability. Class-mean initialization also provides improvements, with gains of 2.29% – 16.35%. Overall, LS outperforms class-mean initialization. Interestingly, LS benefits CE and squentropy losses more than MSE, suggesting that LS initialization requires an MSE-trained backbone to reach its full potential. Due to computational constraints, our loss alignment experiments fine-tune only the last-layer classifier on ImageNet-1K; full-network fine-tuning would likely enhance LS benefits and alignment. In terms of training loss, LS consistently achieves the lowest loss across all experiments. Appendix D includes qualitative analysis. Among loss functions, CE delivers the highest performance, followed by squentropy.

Learning Efficiency. We also evaluate the efficiency of learning new tasks. LS initialization provides a speedup of $3.74 \times - 5.29 \times$, while class-mean initialization offers $2 \times - 3.74 \times$ speedup. Our results suggest that task-aware initialization mitigates loss spikes and improves learning efficiency. Among loss functions, CE converges the fastest.

7.3 CL WITH CONTROLLED PLASTICITY

To further examine the impact of weight initialization on representation learning in top layers, we train the upper layers of the network rather than the entire network. Prior work (Harun & Kanan, 2024) has shown that controlling plasticity is crucial for integrating new concepts into large-scale pre-trained models while preserving prior knowledge. Following Harun & Kanan (2024), we use LoRA to regulate plasticity in the top layers. The results are summarized in Table 3. Compared to training only the last layer (Sec. 7.2), training the top layers improves CL performance, indicating that selectively updating pre-trained representations facilitates new concept integration.

LS initialization achieves the highest new-task accuracy in most settings. Consistent with the frozen-backbone setting, LS struggles with MSE loss due to loss alignment issues but performs well with CE and squentropy losses, improving new-task accuracy by an absolute margin of 6.58% – 8.98% compared to random baseline. Additionally, LS consistently reduces new-task loss across all comparisons and achieves higher accuracy on all tasks than other initializations. Class-mean initialization also proves effective but generally underperforms LS. Furthermore, LS and class-mean initializations improve *forward transfer*—where learning the current task benefits future tasks—making them important for accelerating CL. This highlights the role of data-driven initialization in facilitating transferable representations during CL. Among the studied loss functions, CE consistently achieves the best CL performance across all metrics.

Table 3: **Top Layers Plastic.** An ImageNet-1K pre-trained model incrementally learns 5 disjoint tasks, each consisting of 73 classes from Places-365. All metrics except \mathcal{L}_{new} is in %. \mathcal{U} and \mathcal{S} denote compute and storage constraints respectively. \mathcal{G} denotes average efficiency gain or speedup in learning new tasks.

Weight Init	Loss	\mathcal{U}	\mathcal{S}	$\mathcal{L}_{\text{new}} \downarrow$	$\mathcal{A}_{\text{pre}} \uparrow$	$\mathcal{A}_{\text{new}} \uparrow$	$\mathcal{A}_{\text{old}} \uparrow$	$\mathcal{A}_{\text{all}} \uparrow$	$\mathcal{A}_{\text{fw}} \uparrow$	$\mathcal{G} \uparrow$
Random				2.28	77.47	51.70	68.43	66.58	67.69	1.00
Least Square	CE	1200	192K	1.55	76.94	59.60	68.11	67.13	68.04	2.31
Class Mean				1.58	77.47	58.90	68.11	67.04	68.00	2.03
Random				2.55	76.22	52.39	65.96	64.42	65.66	1.00
Least Square	SQEN	1200	192K	2.04	75.96	58.97	65.84	65.01	66.76	2.72
Class Mean				2.07	76.06	58.85	65.68	64.84	66.63	2.54
Random				4.38	74.82	40.39	61.89	59.52	58.67	1.00
Least Square	MSE	1200	192K	3.41	71.61	54.67	59.66	59.04	63.45	3.95
Class Mean				4.03	70.22	55.25	57.66	57.27	64.61	3.53
Random				2.40	74.77	48.72	65.64	63.76	65.58	1.00
Least Square	CE	600	24K	1.39	74.35	57.70	65.69	64.77	66.80	2.98
Class Mean				1.44	74.46	56.49	65.43	64.39	66.74	2.16
Random				2.76	75.28	48.01	64.88	63.00	63.77	1.00
Least Square	SQEN	600	24K	2.12	74.86	56.65	64.87	63.91	65.03	2.60
Class Mean				2.16	75.02	56.30	64.56	63.57	64.84	2.13
Random				5.0	74.65	33.26	61.70	58.60	56.58	1.00
Least Square	MSE	600	24K	3.77	70.48	52.15	59.06	58.26	62.39	4.55
Class Mean				4.32	69.19	53.18	57.21	56.66	62.88	4.77

Learning Efficiency. LS and class-mean initialization provide speedups of up to $4.77\times$, demonstrating improved learning efficiency compared to random initialization. Overall, data-driven initialization enables faster learning and enhances CL performance across different loss functions.

8 DISCUSSION

Our work shows that data-driven weight initialization outperforms traditional random initialization in large-scale CL. By aligning newly introduced classifier weights with feature statistics, this approach reduces initial instability, enabling smoother adaptation to new tasks. Notably, it can be integrated seamlessly into existing CL frameworks without modifying the pre-trained networks or incurring additional memory overhead. With the rising energy demands of AI (Luccioni et al., 2022; Patterson et al., 2021; Wu et al., 2022), CL has the potential to reduce carbon emissions. Despite progress, most CL methods offer little computational efficiency gains (Harun et al., 2023a). While PEFT approaches e.g., LoRA efficiently fine-tune pre-trained models, we demonstrate that data-driven initialization further enhances both efficiency and performance in CL under distribution shifts.

Future Directions. While data-driven initialization improves CL, several open questions remain. Our approach is formulated under the MSE loss framework. Investigating whether similar principles hold under alternative objectives, such as contrastive or meta-learning losses, is an exciting avenue for future research. Additionally, our study focuses on image classification tasks. Extending data-driven weight initialization to other domains, such as object detection (Acharya et al., 2020) and language understanding (Jang et al., 2022), could provide further insights into its generalizability. Due to computational constraints, we limited our evaluation to 1365 classes. Future work should explore how well data-driven initialization scales as dataset size and class diversity increase.

Alternative loss functions that address the limitations of CE loss (e.g., contrastive term between different classes) could further accelerate CL. While MSE is a promising alternative, its sensitivity to scaling parameters—often heuristically tuned for different datasets and architectures—remains a challenge. Proper rescaling of MSE loss has been empirically shown to be crucial for achieving competitive performance compared to the CE loss, particularly for large number of classes (Hui & Belkin, 2021; Hui et al., 2023). Moreover, scaling parameters play a critical role in neural collapse and optimization landscape improvements (Zhou et al., 2022a). Although heuristically scaled MSE works well, there is no justification on its *optimality*. Therefore, the optimal design of these scaling parameters remains an open question, warranting a principled and theoretically grounded approach. When designing improved loss functions for CL, *forward transfer* must be considered, as several loss functions—including MSE—that outperform CE on in-distribution data often exhibit poor transferability to out-of-distribution datasets (Kornblith et al., 2021; Harun et al., 2025).

9 CONCLUSION

By integrating theoretical insights from neural collapse with practical CL improvements, our work offers a new perspective on data-driven weight initialization. We demonstrate that least-square weight initialization effectively prevents loss spikes and enables faster adaptation in CL. We believe that data-driven weight initialization can enhance learning efficiency and strengthen CL in addressing real-world challenges.

ACKNOWLEDGMENTS

This work was partly supported by NSF awards #2326491, #2125362, and #2317706. The views and conclusions contained herein are those of the authors and should not be interpreted as representing any sponsor’s official policies or endorsements.

REFERENCES

- Manoj Acharya, Tyler L Hayes, and Christopher Kanan. Rodeo: Replay for online object detection. In *BMVC*, 2020.
- Rahaf Aljundi, Francesca Babiloni, Mohamed Elhoseiny, Marcus Rohrbach, and Tinne Tuytelaars. Memory aware synapses: Learning what (not) to forget. In *Proceedings of the European Conference on Computer Vision (ECCV)*, pp. 139–154, 2018.
- Thomas Bachlechner, Bodhisattwa Prasad Majumder, Henry Mao, Gary Cottrell, and Julian McAuley. Rezero is all you need: Fast convergence at large depth. In *Uncertainty in Artificial Intelligence*, pp. 1352–1361. PMLR, 2021.
- Arslan Chaudhry, Puneet K Dokania, Thalaiyasingam Ajanthan, and Philip HS Torr. Riemannian walk for incremental learning: Understanding forgetting and intransigence. In *Proceedings of the European Conference on Computer Vision (ECCV)*, pp. 532–547, 2018.
- Arslan Chaudhry, Marcus Rohrbach, Mohamed Elhoseiny, Thalaiyasingam Ajanthan, Puneet K Dokania, Philip HS Torr, and Marc’Aurelio Ranzato. Continual learning with tiny episodic memories. *arXiv preprint arXiv:1902.10486*, 2019, 2019.
- Soham De and Sam Smith. Batch normalization biases residual blocks towards the identity function in deep networks. *Advances in Neural Information Processing Systems*, 33:19964–19975, 2020.
- Matthias De Lange, Gido van de Ven, and Tinne Tuytelaars. Continual evaluation for lifelong learning: Identifying the stability gap. In *ICLR*, 2023.
- Prithviraj Dhar, Rajat Vikram Singh, Kuan-Chuan Peng, Ziyang Wu, and Rama Chellappa. Learning without memorizing. In *Proceedings of the IEEE/CVF Conference on Computer Vision and Pattern Recognition*, pp. 5138–5146, 2019.
- Arthur Douillard, Alexandre Ramé, Guillaume Couairon, and Matthieu Cord. Dytox: Transformers for continual learning with dynamic token expansion. *arXiv preprint arXiv:2111.11326*, 2021.
- João Gama, Indrè Žliobaitė, Albert Bifet, Mykola Pechenizkiy, and Abdelhamid Bouchachia. A survey on concept drift adaptation. *ACM computing surveys (CSUR)*, 46(4):1–37, 2014.
- Qiankun Gao, Chen Zhao, Yifan Sun, Teng Xi, Gang Zhang, Bernard Ghanem, and Jian Zhang. A unified continual learning framework with general parameter-efficient tuning. *International Conference on Computer Vision (ICCV)*, 2023.
- Yasir Ghunaim, Adel Bibi, Kumail Alhamoud, Motasem Alfarra, Hasan Abed Al Kader Hammoud, Ameya Prabhu, Philip HS Torr, and Bernard Ghanem. Real-time evaluation in online continual learning: A new paradigm. In *CVPR*, 2023.
- Xavier Glorot and Yoshua Bengio. Understanding the difficulty of training deep feedforward neural networks. In *Proceedings of the thirteenth international conference on artificial intelligence and statistics*, pp. 249–256. JMLR Workshop and Conference Proceedings, 2010.
- X.Y. Han, Vardan Papyan, and David L. Donoho. Neural collapse under MSE loss: Proximity to and dynamics on the central path. In *International Conference on Learning Representations*, 2022. URL https://openreview.net/forum?id=w1UbdvWH_R3.
- Moritz Hardt and Tengyu Ma. Identity matters in deep learning. In *International Conference on Learning Representations*, 2017.
- Md Yousuf Harun and Christopher Kanan. Overcoming the stability gap in continual learning. *Transactions on Machine Learning Research*, 2024. ISSN 2835-8856. URL <https://openreview.net/forum?id=o2wEfwUOma>.
- Md Yousuf Harun, Jhair Gallardo, Tyler L. Hayes, and Christopher Kanan. How efficient are today’s continual learning algorithms? In *Proceedings of the IEEE/CVF Conference on Computer Vision and Pattern Recognition (CVPR) Workshops*, pp. 2431–2436, June 2023a.

- Md Yousuf Harun, Jhair Gallardo, Tyler L. Hayes, Ronald Kemker, and Christopher Kanan. SIESTA: Efficient online continual learning with sleep. *Transactions on Machine Learning Research*, 2023b. ISSN 2835-8856. URL <https://openreview.net/forum?id=MqDV1BWRRV>.
- Md Yousuf Harun, Jhair Gallardo, Junyu Chen, and Christopher Kanan. Grasp: A rehearsal policy for efficient online continual learning. In *CoLLAs*, 2024a.
- Md Yousuf Harun, Kyungbok Lee, Jhair Gallardo, Giri Prashanth, and Christopher Kanan. What variables affect out-of-distribution generalization in pretrained models? In *The Thirty-eighth Annual Conference on Neural Information Processing Systems*, 2024b. URL <https://openreview.net/forum?id=pOXgdFEB7q>.
- Md Yousuf Harun, Jhair Gallardo, and Christopher Kanan. Controlling neural collapse enhances out-of-distribution detection and transfer learning. *arXiv preprint arXiv:2502.10691*, 2025.
- Tyler L Hayes and Christopher Kanan. Online continual learning for embedded devices. In *CoLLAs*, 2022.
- Kaiming He, Xiangyu Zhang, Shaoqing Ren, and Jian Sun. Delving deep into rectifiers: Surpassing human-level performance on imagenet classification. In *Proceedings of the IEEE international conference on computer vision*, pp. 1026–1034, 2015.
- Saihui Hou, Xinyu Pan, Chen Change Loy, Zilei Wang, and Dahua Lin. Learning a unified classifier incrementally via rebalancing. In *Proceedings of the IEEE/CVF Conference on Computer Vision and Pattern Recognition*, pp. 831–839, 2019.
- Edward J Hu, yelong shen, Phillip Wallis, Zeyuan Allen-Zhu, Yuanzhi Li, Shean Wang, Lu Wang, and Weizhu Chen. LoRA: Low-rank adaptation of large language models. In *International Conference on Learning Representations*, 2022. URL <https://openreview.net/forum?id=nZeVKeeFYf9>.
- Like Hui and Mikhail Belkin. Evaluation of neural architectures trained with square loss vs cross-entropy in classification tasks. In *International Conference on Learning Representations*, 2021. URL <https://openreview.net/forum?id=hsFN92eQE1a>.
- Like Hui, Mikhail Belkin, and Stephen Wright. Cut your losses with sqentropy. In *International Conference on Machine Learning*, pp. 14114–14131. PMLR, 2023.
- Joel Jang, Seonghyeon Ye, Sohee Yang, Joongbo Shin, Janghoon Han, KIM Gyeonghun, Stanley Jungkyu Choi, and Minjoon Seo. Towards continual knowledge learning of language models. In *International Conference on Learning Representations*, 2022.
- Saurav Jha, Dong Gong, and Lina Yao. CLAP4CLIP: Continual learning with probabilistic finetuning for vision-language models. In *The Thirty-eighth Annual Conference on Neural Information Processing Systems*, 2024. URL <https://openreview.net/forum?id=rFLYRtZfoJ>.
- James Kirkpatrick, Razvan Pascanu, Neil Rabinowitz, Joel Veness, Guillaume Desjardins, Andrei A Rusu, Kieran Milan, John Quan, Tiago Ramalho, Agnieszka Grabska-Barwinska, et al. Overcoming catastrophic forgetting in neural networks. *Proceedings of the national academy of sciences*, 114(13):3521–3526, 2017.
- Hyunseo Koh, Dahyun Kim, Jung-Woo Ha, and Jonghyun Choi. Online continual learning on class incremental blurry task configuration with anytime inference. In *International Conference on Learning Representations*, 2022. URL https://openreview.net/forum?id=nrGGfMbY_qK.
- Simon Kornblith, Ting Chen, Honglak Lee, and Mohammad Norouzi. Why do better loss functions lead to less transferable features? *Advances in Neural Information Processing Systems*, 34:28648–28662, 2021.
- Vignesh Kothapalli. Neural collapse: A review on modelling principles and generalization. *Transactions on Machine Learning Research*, 2023. ISSN 2835-8856. URL <https://openreview.net/forum?id=QTXocpAP9p>.
- Quoc V Le, Navdeep Jaitly, and Geoffrey E Hinton. A simple way to initialize recurrent networks of rectified linear units. *arXiv preprint arXiv:1504.00941*, 2015.
- Ziwei Liu, Zhongqi Miao, Xiaohang Zhan, Jiayun Wang, Boqing Gong, and Stella X Yu. Large-scale long-tailed recognition in an open world. In *Proceedings of the IEEE/CVF conference on computer vision and pattern recognition*, pp. 2537–2546, 2019.
- Jie Lu, Anjin Liu, Fan Dong, Feng Gu, Joao Gama, and Guangquan Zhang. Learning under concept drift: A review. *IEEE transactions on knowledge and data engineering*, 31(12):2346–2363, 2018.
- Alexandra Sasha Luccioni, Sylvain Viguier, and Anne-Laure Ligozat. Estimating the carbon footprint of bloom, a 176b parameter language model. *arXiv preprint arXiv:2211.02001*, 2022.
- Clare Lyle, Zeyu Zheng, Evgenii Nikishin, Bernardo Avila Pires, Razvan Pascanu, and Will Dabney. Understanding plasticity in neural networks. In *International Conference on Machine Learning*, pp. 23190–23211. PMLR, 2023.

- Ankur Mallick, Kevin Hsieh, Behnaz Arzani, and Gauri Joshi. Matchmaker: Data drift mitigation in machine learning for large-scale systems. *Proceedings of Machine Learning and Systems*, 4:77–94, 2022.
- Michael McCloskey and Neal J Cohen. Catastrophic interference in connectionist networks: The sequential learning problem. In *Psychology of learning and motivation*, volume 24, pp. 109–165. Elsevier, 1989.
- Mark D McDonnell, Dong Gong, Amin Parvaneh, Ehsan Abbasnejad, and Anton van den Hengel. Ranpac: Random projections and pre-trained models for continual learning. *Advances in Neural Information Processing Systems*, 36, 2024.
- Seyed Iman Mirzadeh, Arslan Chaudhry, Dong Yin, Timothy Nguyen, Razvan Pascanu, Dilan Gorur, and Mehrdad Farajtabar. Architecture matters in continual learning. *arXiv preprint arXiv:2202.00275*, 2022.
- Yu Pan, Chaozheng Wang, Zekai Wu, Qifan Wang, Min Zhang, and Zenglin Xu. IDInit: A universal and stable initialization method for neural network training. In *The Thirteenth International Conference on Learning Representations*, 2025. URL <https://openreview.net/forum?id=LFiaoYnP6T>.
- Vardan Papyan, XY Han, and David L Donoho. Prevalence of neural collapse during the terminal phase of deep learning training. *Proceedings of the National Academy of Sciences*, 117(40):24652–24663, 2020.
- German I Parisi, Ronald Kemker, Jose L Part, Christopher Kanan, and Stefan Wermter. Continual lifelong learning with neural networks: A review. *Neural Networks*, 113:54–71, 2019.
- David Patterson, Joseph Gonzalez, Quoc Le, Chen Liang, Lluís-Miquel Munguia, Daniel Rothchild, David So, Maud Texier, and Jeff Dean. Carbon emissions and large neural network training. *arXiv preprint arXiv:2104.10350*, 2021.
- Ameya Prabhu, Hasan Abed Al Kader Hammoud, Puneet Dokania, Philip HS Torr, Ser-Nam Lim, Bernard Ghanem, and Adel Bibi. Computationally budgeted continual learning: What does matter? In *IEEE/CVF Conference on Computer Vision and Pattern Recognition (CVPR)*, 2023.
- Akshay Rangamani, Marius Lindegaard, Tomer Galanti, and Tomaso A Poggio. Feature learning in deep classifiers through intermediate neural collapse. In *International Conference on Machine Learning*, pp. 28729–28745. PMLR, 2023.
- Sylvestre-Alvise Rebuffi, Alexander Kolesnikov, Georg Sperl, and Christoph H Lampert. icarl: Incremental classifier and representation learning. In *Proceedings of the IEEE conference on Computer Vision and Pattern Recognition*, pp. 2001–2010, 2017.
- Olga Russakovsky, Jia Deng, Hao Su, Jonathan Krause, Sanjeev Satheesh, Sean Ma, Zhiheng Huang, Andrej Karpathy, Aditya Khosla, Michael Bernstein, et al. Imagenet large scale visual recognition challenge. *International journal of computer vision*, 115(3):211–252, 2015.
- Roy Schwartz, Jesse Dodge, Noah A Smith, and Oren Etzioni. Green AI. *Communications of the ACM*, 63(12):54–63, 2020.
- James Seale Smith, Leonid Karlinsky, Vyshnavi Gutta, Paola Cascante-Bonilla, Donghyun Kim, Assaf Arbelle, Rameswar Panda, Rogerio Feris, and Zsolt Kira. Coda-prompt: Continual decomposed attention-based prompting for rehearsal-free continual learning. In *Proceedings of the IEEE/CVF Conference on Computer Vision and Pattern Recognition*, pp. 11909–11919, 2023.
- Leslie N Smith and Nicholay Topin. Super-convergence: Very fast training of neural networks using large learning rates. *arXiv preprint arXiv:1708.07120*, 2017.
- Alexey Tsymbal. The problem of concept drift: definitions and related work. *Computer Science Department, Trinity College Dublin*, 106(2):58, 2004.
- Gido M van de Ven, Tinne Tuytelaars, and Andreas S Tolias. Three types of incremental learning. *Nature Machine Intelligence*, pp. 1–13, 2022.
- Eli Verwimp, Shai Ben-David, Matthias Bethge, Andrea Cossu, Alexander Gepperth, Tyler L Hayes, Eyke Hüllermeier, Christopher Kanan, Dhireesha Kudithipudi, Christoph H Lampert, et al. Continual learning: Applications and the road forward. *TMLR*, 2024.
- Zifeng Wang, Zizhao Zhang, Sayna Ebrahimi, Ruoxi Sun, Han Zhang, Chen-Yu Lee, Xiaoqi Ren, Guolong Su, Vincent Perot, Jennifer Dy, et al. Dualprompt: Complementary prompting for rehearsal-free continual learning. In *European Conference on Computer Vision*, pp. 631–648. Springer, 2022a.
- Zifeng Wang, Zizhao Zhang, Chen-Yu Lee, Han Zhang, Ruoxi Sun, Xiaoqi Ren, Guolong Su, Vincent Perot, Jennifer Dy, and Tomas Pfister. Learning to prompt for continual learning. In *Proceedings of the IEEE/CVF Conference on Computer Vision and Pattern Recognition*, pp. 139–149, 2022b.
- Sanghyun Woo, Shoubhik Debnath, Ronghang Hu, Xinlei Chen, Zhuang Liu, In So Kweon, and Saining Xie. Convnext v2: Co-designing and scaling convnets with masked autoencoders. *arXiv preprint arXiv:2301.00808*, 2023.

- Carole-Jean Wu, Ramya Raghavendra, Udit Gupta, Bilge Acun, Newsha Ardalani, Kiwan Maeng, Gloria Chang, Fiona Aga, Jinshi Huang, Charles Bai, et al. Sustainable ai: Environmental implications, challenges and opportunities. *Proceedings of Machine Learning and Systems*, 4:795–813, 2022.
- Yue Wu, Yinpeng Chen, Lijuan Wang, Yuancheng Ye, Zicheng Liu, Yandong Guo, and Yun Fu. Large scale incremental learning. In *Proceedings of the IEEE/CVF Conference on Computer Vision and Pattern Recognition*, pp. 374–382, 2019.
- Shipeng Yan, Jiangwei Xie, and Xuming He. Der: Dynamically expandable representation for class incremental learning. In *Proceedings of the IEEE/CVF Conference on Computer Vision and Pattern Recognition*, pp. 3014–3023, 2021.
- Jaehong Yoon, Saehoon Kim, Eunho Yang, and Sung Ju Hwang. Scalable and order-robust continual learning with additive parameter decomposition. In *Eighth International Conference on Learning Representations, ICLR 2020*. ICLR, 2020.
- Hongyi Zhang, Yann N Dauphin, and Tengyu Ma. Fixup initialization: Residual learning without normalization. In *International Conference on Learning Representations*, 2018.
- Wenxuan Zhang, Youssef Mohamed, Bernard Ghanem, Philip Torr, Adel Bibi, and Mohamed Elhoseiny. Continual learning on a diet: Learning from sparsely labeled streams under constrained computation. In *The Twelfth International Conference on Learning Representations*, 2023.
- Jiawei Zhao, Florian Tobias Schaefer, and Anima Anandkumar. Zero initialization: Initializing neural networks with only zeros and ones. *Transactions on Machine Learning Research*, 2022. ISSN 2835-8856. URL <https://openreview.net/forum?id=1AxQpKmiTc>.
- Bolei Zhou, Agata Lapedriza, Aditya Khosla, Aude Oliva, and Antonio Torralba. Places: A 10 million image database for scene recognition. *IEEE transactions on pattern analysis and machine intelligence*, 40(6):1452–1464, 2017.
- Da-Wei Zhou, Qi-Wei Wang, Zhi-Hong Qi, Han-Jia Ye, De-Chuan Zhan, and Ziwei Liu. Deep class-incremental learning: A survey. *arXiv preprint arXiv:2302.03648*, 2023.
- Jinxin Zhou, Xiao Li, Tianyu Ding, Chong You, Qing Qu, and Zhihui Zhu. On the optimization landscape of neural collapse under mse loss: Global optimality with unconstrained features. In *International Conference on Machine Learning*, pp. 27179–27202. PMLR, 2022a.
- Jinxin Zhou, Chong You, Xiao Li, Kangning Liu, Sheng Liu, Qing Qu, and Zhihui Zhu. Are all losses created equal: A neural collapse perspective. *Advances in Neural Information Processing Systems*, 35:31697–31710, 2022b.
- Yao Zhu, YueFeng Chen, Chuanlong Xie, Xiaodan Li, Rong Zhang, Hui Xue, Xiang Tian, Yaowu Chen, et al. Boosting out-of-distribution detection with typical features. *Advances in Neural Information Processing Systems*, 35:20758–20769, 2022.
- Zhihui Zhu, Tianyu Ding, Jinxin Zhou, Xiao Li, Chong You, Jeremias Sulam, and Qing Qu. A geometric analysis of neural collapse with unconstrained features. *Advances in Neural Information Processing Systems*, 34:29820–29834, 2021.

Appendix

We organize Appendix as follows:

- Appendix **A** provides details on the datasets used in this paper.
- Appendix **B** provides additional implementation and training details.
- Appendix **C** describes neural collapse metrics ($\mathcal{NC}1$ - $\mathcal{NC}4$).
- Appendix **D** includes additional experimental results.

In this paper, we use several acronyms such as **CL** : Continual Learning, **DNN** : Deep Neural Network, **CIL** : Class Incremental Learning, **IID** : Independent and Identically Distributed, **NC** : Neural Collapse, **ETF** : Equiangular Tight Frame, **LS** : Least-Square, **CE** : Cross Entropy, **MSE** : Mean Squared Error, **SQEN** : Squentropy.

A DATASET DETAILS

In this work, we use two large-scale datasets namely **ImageNet-1K** and **Places-365-Standard** to construct a large-scale data stream for CL.

ImageNet-1K (Russakovsky et al., 2015) is the standard object recognition benchmark for testing a model’s ability to scale. It has over 1.28 million images uniformly distributed across 1000 categories. Each object category consists of 732 – 1300 training images and 50 validation images.

Places-365-Standard is a subset of Places-2 Dataset (Zhou et al., 2017). Places-365-Standard (Zhou et al., 2017) has over 1.8 million training images from 365 different scene categories with 3068 – 5000 images per class. Each image depicts a specific scene or environment. The images in the dataset have 256×256 pixels. We use the validation set consisting of 100 images per class to test the models.

In all experiment, the input image resolution is 224×224 . In both training and test time, images are pre-processed by first resizing to 256×256 and center cropping with a size of 224×224 .

B IMPLEMENTATION DETAILS

In this section, we provide additional implementation details. In all experiments, we use ConvNeXtV2 backbone¹. We run all experiments on the same hardware with a single GPU (NVIDIA RTX A5000).

B.1 MAIN EXPERIMENTS : LAST-LAYER PLASTIC

We train last-layer classifier while keeping the remaining layers frozen. During CL, we use three different loss functions such as CE, MSE, and Squentropy. For both CE and Squentropy, we start with the off-the-shelf CE-pretrained model during CL. For MSE, we perform loss alignment where we fine-tune last-layer classifier on ImageNet-1K dataset (details in Sec. B.4) and start with MSE-finetuned model during CL. For MSE loss scaling, we set $\kappa = 15$ and $\beta = 30$. For each CL task, we train model for 1200 iterations (compute bound). During each iteration, model is updated on 256 samples. We use AdamW optimizer with weight decay of 0.05 and fixed learning rate of 0.001 (we do not use any learning rate scheduler). To impose storage constraints, we store maximum 192K samples in the buffer for rehearsal. We assess performance during rehearsal every 50 iterations to compute the metrics.

B.2 MAIN EXPERIMENTS : TOP LAYERS PLASTIC

We repeat the training process outlined above for training the last-layer classifier. We change optimizer setting for training top layers including last-layer classifier. During each training iteration, model is updated on a batch of 256 samples. We use AdamW optimizer with weight decay of 0.05 and fixed learning rate of 0.0015. The learning rate is reduced in earlier layers by a layer-wise decay factor of 0.9. We apply OneCycle learning rate scheduler (Smith & Topin, 2017). We control plasticity in top layers using LoRA. Details are given in Sec. B.3. For all experiments, we set the rank of the LoRA weight matrices to 48.

¹Pre-trained weights are available here: <https://github.com/facebookresearch/ConvNeXt-V2>

B.3 CONTROLLING PLASTICITY USING LORA

Following [Harun & Kanan \(2024\)](#), we control plasticity in top layers using LoRA. Here we describe how we modify linear layers of a DNN to incorporate LoRA weights and learn them during CL. For task j , let $\mathbf{W}_{j-1} \in \mathbb{R}^{d \times g}$ be a previously learned linear layer. At the start of each CL task, we reparameterize this layer by replacing \mathbf{W}_{j-1} with

$$\Theta_j = \mathbf{W}_{j-1} + \mathbf{B}\mathbf{A},$$

where $\mathbf{B} \in \mathbb{R}^{d \times r}$ and $\mathbf{A} \in \mathbb{R}^{r \times g}$ are the LoRA adapter parameters with rank $r \ll \min(d, g)$. To initialize LoRA weights, we adhere to LoRA paper ([Hu et al., 2022](#)). Only \mathbf{B} and \mathbf{A} are plastic, with \mathbf{A} initialized with random Gaussian values and \mathbf{B} initialized to a zero matrix, so $\mathbf{B}\mathbf{A} = \mathbf{0}$ at the beginning of the CL task. At the end of the CL task, the LoRA parameters are folded into the DNN, i.e.,

$$\mathbf{W}_j \leftarrow \Theta_j.$$

In LoRA experiments, only the last-layer classifier and the LoRA parameters are plastic and updated using rehearsal.

B.4 LOSS ALIGNMENT

We apply random resized cropping and horizontal flipping for data augmentation. Optimization follows an AdamW setup with a cosine decay scheduler. We use learning rate of 0.001, weight decay of 0.05, batch size of 512, and training epochs of 50. For MSE loss scaling, we set $\kappa = 15$ and $\beta = 30$.

B.5 LINEAR PROBING

We perform linear probing to measure forward transfer i.e., how learning current CL task helps improve future CL task. After learning each CL task, we take the learned backbone and attach a linear probe (i.e., a single MLP layer) in the last-layer with number of classes set to 73 (i.e., number of classes in the next CL task). We only train the linear probe while keeping the backbone frozen. We use AdamW optimizer with a fixed learning rate of 0.001 and weight decay of 0. We do not use any learning rate scheduler. In all cases, we use CE loss for linear probing. The probe is trained for 600 iterations with a batch size of 128 per iteration. We do not apply any augmentations. The probe is trained solely on on data associated with next CL task (73 places classes). We report best top-1 accuracy (%).

C NEURAL COLLAPSE METRICS

Neural Collapse (NC) describes a structured organization of representations in DNNs ([Papayan et al., 2020](#); [Kothapalli, 2023](#); [Zhu et al., 2021](#); [Rangamani et al., 2023](#)). The following four criteria characterize Neural Collapse:

1. **Feature Collapse** ($\mathcal{NC}1$): Features within each class concentrate around a single mean, with almost no variability within classes.
2. **Simplex ETF Structure** ($\mathcal{NC}2$): Class means, when centered at the global mean, are linearly separable, maximally distant, and form a symmetrical structure on a hypersphere known as a Simplex Equiangular Tight Frame (Simplex ETF).
3. **Self-Duality** ($\mathcal{NC}3$): The last-layer classifiers align closely with their corresponding class means, forming a self-dual configuration.
4. **Nearest Class Mean Decision** ($\mathcal{NC}4$): The classifier operates similarly to the nearest class-center (NCC) decision rule, assigning classes based on proximity to the class means.

Here, we describe each NC metric used in our results. Let μ_G denote the global mean and μ_c the c -th class mean of the features, $\{\mathbf{z}_{c,i}\}$ at layer l , defined as follows:

$$\mu_G = \frac{1}{nC} \sum_{c=1}^C \sum_{i=1}^n \mathbf{z}_{c,i}, \quad \mu_c = \frac{1}{n} \sum_{i=1}^n \mathbf{z}_{c,i} \quad (1 \leq c \leq C).$$

We drop the layer index l from notation for simplicity. Also bias is excluded for notation simplicity. Feature dimension is d instead of $d + 1$.

Within-Class Variability Collapse ($\mathcal{NC}1$): It measures the relative size of the within-class covariance Σ_W with respect to the between-class covariance Σ_B of the DNN features:

$$\Sigma_W = \frac{1}{nC} \sum_{c=1}^C \sum_{i=1}^n (\mathbf{z}_{c,i} - \mu_c)(\mathbf{z}_{c,i} - \mu_c)^\top \in \mathbb{R}^{d \times d},$$

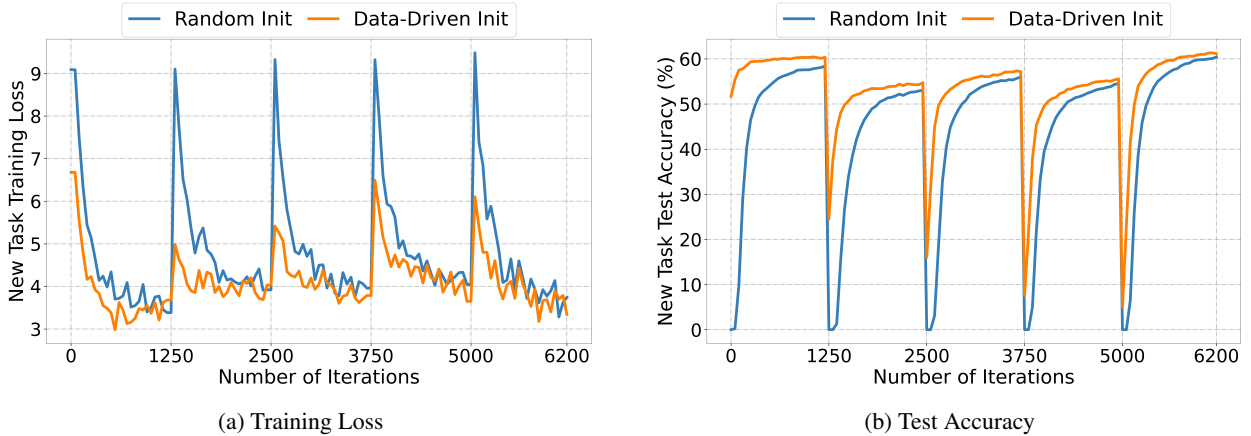


Figure 3: **Last-layer trained with MSE.** Data-driven weight initialization (LS) mitigates training loss spikes and improves new task accuracy compared to random initialization. MSE uses scaling parameters.

$$\Sigma_B = \frac{1}{C} \sum_{c=1}^C (\mu_c - \mu_G)(\mu_c - \mu_G)^\top \in \mathbb{R}^{d \times d}.$$

The $\mathcal{NC}1$ metric is defined as:

$$\mathcal{NC}1 = \frac{1}{C} \text{trace} \left(\Sigma_W \Sigma_B^\dagger \right),$$

where Σ_B^\dagger is the pseudo-inverse of Σ_B . Note that $\mathcal{NC}1$ is the most dominant indicator of neural collapse.

Convergence to Simplex ETF ($\mathcal{NC}2$): It quantifies the ℓ_2 distance between the normalized simplex ETF and the normalized $\mathbf{W}\mathbf{W}^\top$, as follows:

$$\mathcal{NC}2 := \left\| \frac{\mathbf{W}\mathbf{W}^\top}{\|\mathbf{W}\mathbf{W}^\top\|_F} - \frac{1}{\sqrt{C-1}} \left(\mathbf{I}_C - \frac{1}{C} \mathbf{1}_C \mathbf{1}_C^\top \right) \right\|_F,$$

where $\mathbf{W} \in \mathbb{R}^{C \times d}$ is the weight matrix of the learned classifier.

Convergence to Self-Duality ($\mathcal{NC}3$): It measures the ℓ_2 distance between the normalized simplex ETF and the normalized $\mathbf{W}\mathbf{Z}$:

$$\mathcal{NC}3 := \left\| \frac{\mathbf{W}\mathbf{Z}}{\|\mathbf{W}\mathbf{Z}\|_F} - \frac{1}{\sqrt{C-1}} \left(\mathbf{I}_C - \frac{1}{C} \mathbf{1}_C \mathbf{1}_C^\top \right) \right\|_F,$$

where $\mathbf{Z} = [\mathbf{z}_1 - \mu_G \cdots \mathbf{z}_C - \mu_G] \in \mathbb{R}^{d \times C}$ is the centered class-mean matrix.

Simplification to NCC ($\mathcal{NC}4$): It measures the collapse of bias \mathbf{b} :

$$\mathcal{NC}4 := \|\mathbf{b} + \mathbf{W}\mu_G\|_2.$$

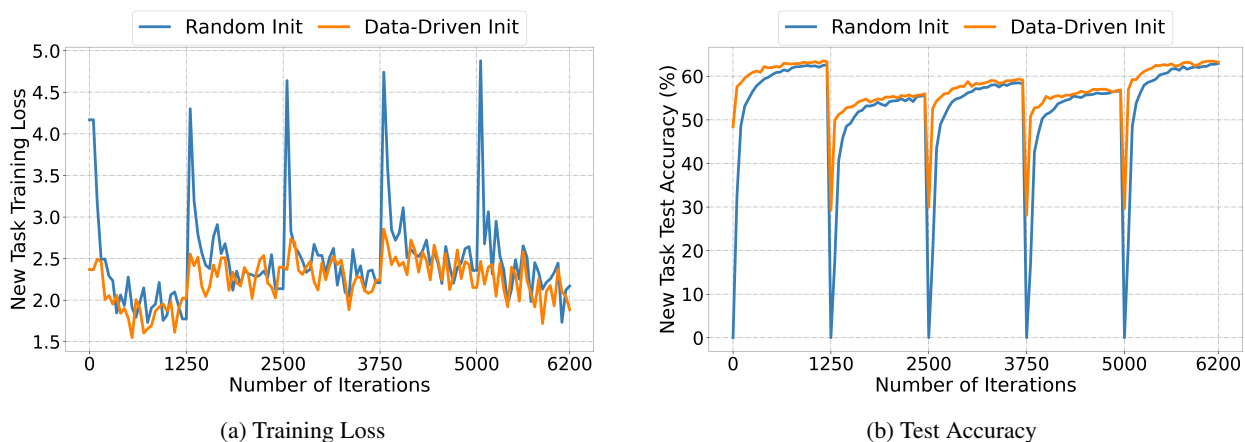
D ADDITIONAL RESULTS

Forward Transfer. Forward transfer results are given in Table 4. We observe that data-driven initialization improves forward transfer over random initialization.

Qualitative Analysis of New Task Loss & Accuracy. For different weight initializations and loss functions, we illustrate the loss and accuracy dynamics in Figures 3, 4, 5, 6, and 7. In all cases, data-driven initialization demonstrates efficacy in reducing training loss spikes and improving new task adaptation.

Table 4: **Comprehensive Results on Forward Transfer.** After training top layers in each CL task, we perform linear probing on the next CL task (73 Places classes) to measure forward transfer.

Weight Init	Loss	\mathcal{U}	\mathcal{S}	Linear Probe Accuracy (%) \uparrow				Avg. \uparrow
				Task 2	Task 3	Task 4	Task 5	
Least-Square	MSE	600	24K	60.66	63.03	59.70	66.18	62.39
Random				54.85	56.82	54.30	60.33	56.58
Class Mean				60.47	63.44	60.56	67.04	62.88
Least-Square	CE	600	24K	63.73	67.05	64.37	72.05	66.80
Random				62.07	65.71	63.45	71.07	65.58
Class Mean				63.29	67.45	64.22	72.00	66.74
Least-Square	SQEN	600	24K	61.93	65.33	62.73	70.11	65.03
Random				60.44	63.66	61.66	69.30	63.77
Class Mean				61.49	65.55	62.52	69.78	64.84
Least-Square	MSE	1200	192K	61.60	64.03	60.81	67.34	63.45
Random				55.66	59.33	56.52	63.18	58.67
Class Mean				62.48	65.26	62.16	68.53	64.61
Least-Square	CE	1200	192K	64.82	68.38	65.66	73.29	68.04
Random				64.70	67.88	65.30	72.86	67.69
Class Mean				64.62	68.38	65.93	73.07	68.00
Least-Square	SQEN	1200	192K	63.53	67.38	64.26	71.88	66.76
Random				62.00	65.75	63.86	71.01	65.66
Class Mean				63.00	67.00	65.23	71.29	66.63

Figure 4: **Last-layer trained with squentropy loss.** Data-driven weight initialization mitigates training loss spikes and improves new task accuracy compared to random initialization.

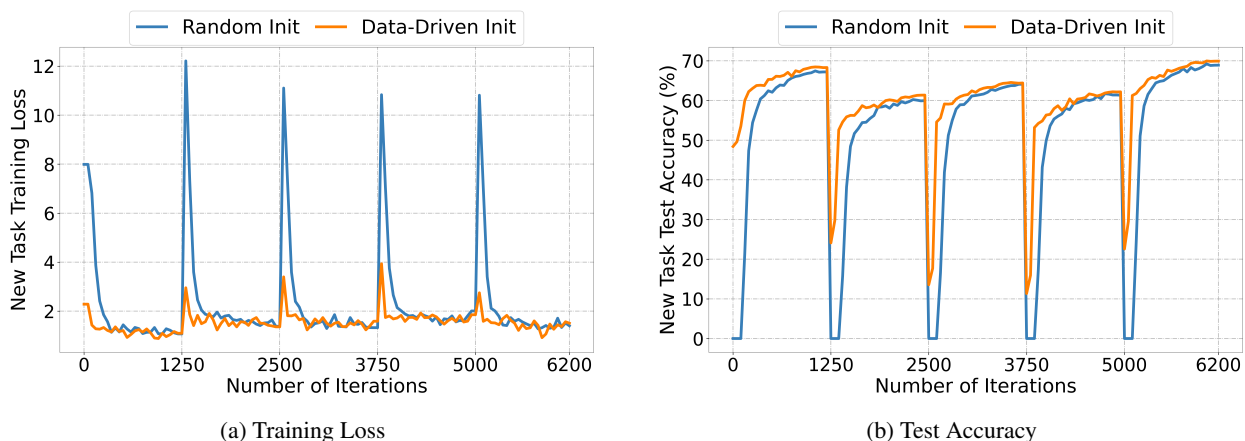


Figure 5: **Top layers trained with cross-entropy loss.** Data-driven weight initialization mitigates training loss spikes and improves new task accuracy compared to random initialization.

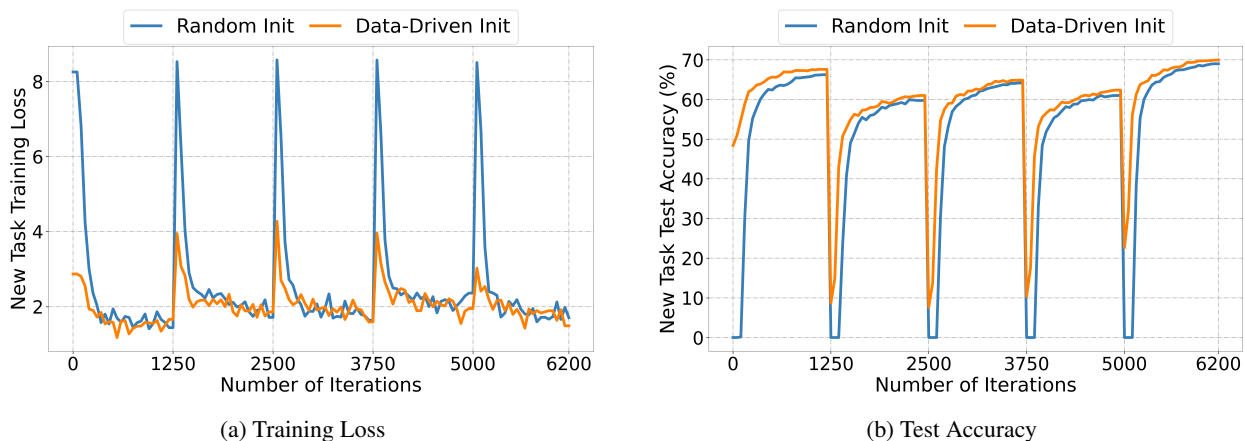


Figure 6: **Top layers trained with sqentropy loss.** Data-driven weight initialization mitigates training loss spikes and improves new task accuracy compared to random initialization.

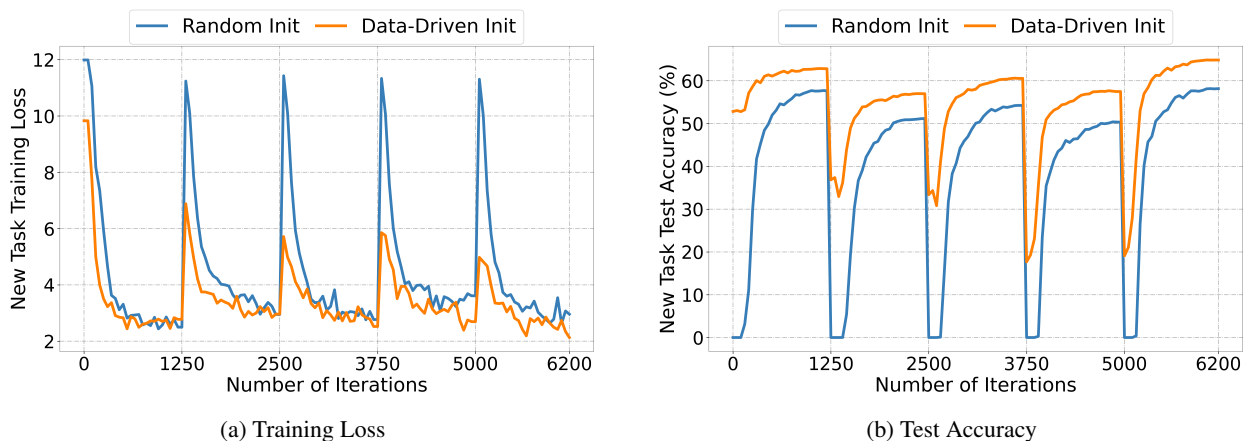


Figure 7: **Top layers trained with MSE.** Data-driven weight initialization (least-square) mitigates training loss spikes and improves new task accuracy compared to random initialization. MSE uses scaling parameters.