

Euclideanization without Complexification of the Spacetime

Nicole Drew*

*Institute for Gravitation and the Cosmos, The Pennsylvania State University,
104 Davey Lab, 251 Pollock Road, University Park, PA 16802, USA and
Department of Physics, The Pennsylvania State University,
N-213 Millennium Science Complex, University Park, PA 16802, USA*

Venkatraman Gopalan[†]

*Departments of Physics & Materials Science and Engineering, The Pennsylvania State University,
N-212 Millennium Science Complex, University Park, PA 16802, USA*

Martin Bojowald[‡]

*Institute for Gravitation and the Cosmos, The Pennsylvania State University,
104 Davey Lab, 251 Pollock Road, University Park, PA 16802, USA*

Minkowski spacetime can be mapped by a series of projections in a higher-dimensional spacetime to a Euclidean space, constituting a process of Euclideanization shown here in detail for two dimensions. The result allows regularizations and computations of integrals that appear in quantum field theory (QFT) without performing the standard Wick rotation of time to imaginary values. However, there is no physical spacetime transformation that produces a Wick rotation. In avoiding this complexification process, the new Euclideanization procedure has important advantages in the transformations of the action principles, including fermionic fields and theories at constant chemical potential. In all cases, complex-valued amplitudes of the form $\exp(iS/\hbar)$ are mapped to real statistical weights $\exp(-S_E/\hbar)$ with a Euclidean action S_E . The procedure is also amenable to fields on curved background spacetimes as well as gravitational interactions.

I. INTRODUCTION

Fundamental theories of physics are formulated for fields on 4-dimensional Minkowski spacetime (MS). The geometry of MS is closely related to properties of hyperbolae, replacing the basic circles used in Euclidean geometry: events at a constant spacetime distance, ζ , from the origin follow surfaces of hyperboloids, given by $r^2 - t^2 = \pm\zeta^2$ where r is the 3-dimensional spatial distance from the origin, t is time (assuming the speed of light in vacuum, $c = 1$) and the positive (or negative) sign indicates a spacelike (or timelike) relationship. Important restrictions on the propagation of fields are placed by the causal structure determined by light cones in this geometry, defined by $\zeta^2 = 0$. However, there are closely related technical complications because invariant subsets in this geometry, given by hyperboloids as analogs of Euclidean spheres, are non-compact and often lead to divergent spacetime integrals of functions relevant in quantum field theory. The sign changes in actions or Hamiltonians compared with Euclidean expressions can imply additional instabilities. For these reasons, the dynamics of quantum field theories are often evaluated not in their original Minkowskian form, but in a Euclidean form given by the 4-dimensional hypersphere, $r^2 + t^2 = \zeta^2$. The latter is achieved by a Wick rotation, $t \rightarrow it$, that introduces

imaginary time in order to replace Minkowski spacetime with 4-dimensional Euclidean space; see for instance [1].

Applying a Wick rotation is an established and often successful procedure that in many cases can be justified independently, for instance in the derivation of tunneling properties via instanton solutions [2]. However, it also comes with its own disadvantages. First, it is hard to find physical interpretations of expressions based on imaginary values that have been assigned to observables, such as time; and space and time are treated differently in this way. Secondly, its application in the regularization of divergent Minkowski integrals is not always justified by independent considerations. Thirdly, while a Wick rotation fulfills the technical purpose of transforming a complex amplitude to a real statistical weight for standard action principles, such as the Klein–Gordon field or Yang–Mills fields, it is non-unique in some cases (notably for fermionic theories) and in others, requires further imaginary observables (such as quantum field theories at a constant chemical potential [3, 4]). Finally, a major challenge is the question of how to generalize the complexification procedure to quantum field theories on non-static curved backgrounds, or to non-perturbative gravitational interactions. In both cases, the fields in general include metric components depending on time, which would be turned into complex functions by a Wick rotation.

It is therefore important to study properties of Euclideanization that may be obtained without using complex coordinates. Our work is motivated by the transformation between Minkowskian and Euclidean geometries proposed in [6]. The mathematical description

*Electronic address: nicoledrew@psu.edu

[†]Electronic address: vxg@psu.edu

[‡]Electronic address: bojowald@psu.edu

of this transformation is succinctly presented in Appendix A. Here we propose a new geometrical method to visualize this transformation based on projections between the crucial geometrical objects in Minkowskian and Euclidean geometries, given by hyperbolae and circles, respectively. Such projections are not unique for non-unit curves of equal distance from the origin, but we will show that the introduction of an auxiliary 3-dimensional Minkowski spacetime removes several ambiguities in such a mapping. The specific projections are then designed so as to respect the initial causal structure of Minkowski spacetime. These constructions pinpoint the crucial place at which non-compact hyperbolae are mapped to compact circle segments, with implications for the convergence of spacetime integrals as they appear often in quantum field theories. We present detailed steps of this construction in Section II for individual points in 2-dimensional Minkowski spacetime, mapped to points in 2-dimensional Euclidean space. Section III then extends this mapping to tangent vectors and transports the metric, implementing the crucial change of signature by an intermediate geometrical construction. The entire construction will treat time and space on an equal footing. Performing QFT-type integrals and their regularization with our mapping is illustrated by an explicit example in Section IV.

The resulting mapping of metrics, summarized in Section III A and directly applied to a representative set of field theories in Section V, is close to the results of a Wick rotation, but it is more specific and results in an unambiguous transformation of metric terms in a general action principle. For fermionic theories, however, inherent ambiguities so far remain also in our formulation because a spinor field may be transformed in different ways along with the metric transformation. Our method has clear advantages for field theories at constant chemical potential, where the traditional Wick rotation results in a complex action when applied for instance to a scalar field whose Klein–Gordon current implies a density linear in time derivatives. In contrast, our transformation keeps the density real and only multiplies the volume element by the single factor of i that is needed to turn the amplitude $\exp(iS/\hbar)$ into a statistical weight, $\exp(-S_E/\hbar)$ with a Euclidean action S_E replacing the Minkowskian S . In combination with an older proposal for a specific spinor transformation [5], both bosonic and fermionic theories at constant chemical potential are mapped to real Euclidean actions, suggesting a solution to the sign problem of importance especially in lattice QCD [3, 4]. Finally, we will demonstrate that all ingredients of our geometrical construction can, at least in principle, be generalized to field theories on non-static curved backgrounds and non-perturbative gravity.

II. CONIC PROJECTION

In this main section, we construct a mapping from the 2-dimensional Minkowski spacetime to a Euclidean plane, respecting important geometrical relationships. Basic objects in these two geometries are curves of unit distance from the origin, given by unit hyperbolae (both spacelike and timelike) and the unit circle, respectively. Any geometrical mapping should therefore map unit hyperbolae to the unit circle. However, this basic condition does not provide a unique answer as to how the mapping should be defined for points not on one of the unit hyperbolae, or how a non-unit hyperbola should be mapped to a non-unit circle. We will show that this problem can be solved by using an intermediate extension of 2-dimensional Minkowski spacetime to a specific 3-dimensional Minkowski spacetime, together with a mechanism to lift points and directions into the 3-dimensional extension. The same construction will then be seen to solve also the main question of how to change the signature of the 2-dimensional geometry from Minkowskian to Euclidean without introducing complex coordinates or metric components. Our main conditions for the construction of such a procedure are (i) that it reproduce results compatible with a Wick rotation in well-understood cases of field theories on Minkowski spacetime, and (ii) that it be generalizable to situations in which a Wick rotation or alternatives remain underexplored, such as curved spacetime or dynamical gravity.

Anticipating the result of our construction for 2-dimensional Minkowski spacetime, the mapping is easy to state and takes the form

$$(x, t) \mapsto \sqrt{\frac{|x^2 - t^2|}{x^2 + t^2}}(x, t) = (\bar{x}, \bar{t})$$

as summarized in Eq. (9) below. In regions that are timelike or spacelike related to the origin, the mapping confirms the expectation that hyperbolae are mapped to circles. The mapping on lightlike related regions in the Minkowski space is obtained as a limiting case from our construction and sends all these events to the Euclidean origin. (Depending on the pole structure on the light cone for a given theory, the mapping may have to be modified by removing continuity toward the light cone. We leave this question open for further studies.) Conversely, the inverse of the above transformation maps all the finite points on the diagonals in the Euclidean construction to the four infinity poles of the Minkowski lightlines.

The line elements in the mapped coordinates are given by $d\bar{x}^2 - d\bar{t}^2$ and $d\bar{x}^2 + d\bar{t}^2$, respectively. In applications to quantum field theory, the point mapping is directly applied to positions at which the fields are evaluated, and the changed line element implies specific sign factors wherever the metric is used in the integration measure or to raise and lower indices. In general, a mapping of this form is far from being unique because it cannot be an isometry or subject to other restrictive mathematical conditions. For this reason, we require that the mapping

be derived from a more detailed geometrical construction that clarifies the change of signature and fulfills our two physical conditions stated above, namely, reproducing established results in known cases and being generalizable to theories in which spacetime curvature is essential. We also show in Appendix A that the above transformation is but one special case of a more general transformation discussed in [6]; thus many more mappings are possible within the geometry to be discussed next. We now embark on our discussion of the geometrical construction and return to the physical conditions in Sections IV and V.

A. Basic setup

Consider the 3-dimensional (x, t, ζ) space depicted in Fig. 1, where x is a space coordinate along which relative motion between two inertial frames occurs. Further, t , is the time coordinate which as usual, can be read as a distance, ct , assuming the speed of light in vacuum, $c = 1$. The xt -plane at $\zeta = 0$ is the original Minkowski spacetime. The extension to an auxiliary third dimension allows us to introduce additional structures that help us to define different components of the mapping to the Euclidean plane.

Our conical construction comprises of a central cone with its conical axis parallel to the ζ axis, given by

$$x^2 - \zeta^2 + t^2 = 0, \quad \zeta > 0. \quad (1)$$

Abutting this central cone are four half-cones, each lying over one full spacelike or timelike quadrant of the Minkowski space. Their surfaces are defined by

$$x^2 \pm \zeta^2 - t^2 = 0, \quad \zeta > 0 \quad (2)$$

where the plus sign for the ζ^2 term is for timelike half cones, and the minus sign is for the spacelike half cones. The edges of the half cones in Fig. 1 come into contact with each other and the Minkowski plane precisely on the light lines in the xt -plane defined by $x = \pm t$. The central cone touches the spacelike cones along the lines defined by $\zeta = \pm x$, and the timelike cones along the lines $\zeta = \pm t$.

If we section these cones with a plane parallel to the xt -plane at $\zeta = \zeta_o$, the cross section of this plane is depicted in Fig. 2. The four branches of a hyperbola at a hyperbolic radius of ζ_o from the origin of the plane, and a circle of Euclidean radius ζ_o from the origin of the plane can be seen. This construction allows us to map a Minkowski point anywhere, not just on a unit hyperbola, to a point on a non-unit circle by first lifting it to the relevant half-cone and mapping it from there to the central cone, where its image will lie on a circle around the ζ -axis. We will show in detail how such a mapping can be constructed by parallel projection in the first step, and central projection along radial lines in the second step. Another parallel projection can then be used to map the

circles back to the xt -plane, now equipped with Euclidean geometry. Because these steps do not use specific properties such as right angles in the 3-dimensional geometry, they are able to bridge between different geometries.

A further observation shows where the transition from Minkowski to Euclidean signature is performed using the conical construction. On each point (x, t, ζ) on a half cone, ζ^2 equals the spacetime interval from the origin to (x, t) , and ζ is the spacetime length. On the central cone, ζ equals the Euclidean distance from the origin to (x, t) . The crucial step is therefore the transition between the cones. Our 3-dimensional extension allows us to define this transition by flipping metric components, g_{tt} and $g_{\zeta\zeta}$ on timelike half-cones, and g_{xx} and $g_{\zeta\zeta}$ on spacelike half-cones. In the latter case, we initially obtain a negative Euclidean line element, $-dx^2 - dt^2$, which we may easily map to the usual positive version by a conformal transformation, multiplying the whole line element by negative one. (We note that flipping the metric components can be avoided if we interpret the $x\zeta$ -plane in timelike quadrants (at a fixed $t = 0$) and the $t\zeta$ -plane in spacelike quadrants (at a fixed $x = 0$) as the corresponding Euclidean planes within a fixed auxiliary manifold equipped with two different line elements, $dx^2 - dt^2 \pm d\zeta^2$, where the plus(minus) signs correspond to $x\zeta$ ($t\zeta$) planes. This sign choice implies that both planes, given by $t = 0$ in the geometry $dx^2 - dt^2 + d\zeta^2$ and by $x = 0$ in the geometry $dx^2 - dt^2 - d\zeta^2$, respectively, are spacelike, although with the negative-Euclidean sense for the latter case. Using these different planes for the two cases of quadrants then replaces the step of flipping metric components. However, we prefer to work with a single Euclidean plane for all quadrants, and therefore flip metric components as described.)

All sectors of Minkowski spacetime will thereby be mapped to corresponding regions of the Euclidean plane, treating space and time on an equal footing. The final result of this mapping resembles what can be accomplished by a Wick rotation, but it is obtained here without using complex numbers for coordinates or metric components. This property will be beneficial in applications to quantum field theory as shown in Sec. V. As another key advantage, we will see that the ingredients of our new procedure can be generalized to curved spacetimes.

B. Point projections in Cartesian coordinates

We now perform an explicit series of point projections following our general procedure. The general idea is captured by Figures 1 and 3. Each of these projection steps is described in detail next. Starting with a point $p_0 = (x_0, t_0)$ on the Minkowski plane, we embed it in our 3-dimensional auxiliary space as $(x_0, t_0, 0)$, project it on the light cone of its Minkowski sector and from there to the central cone and back to the hypersurface of $\zeta = 0$ with image $(\bar{x}, \bar{t}, 0)$. Interpreting this hypersurface now as a Euclidean plane, the final Euclidean point is

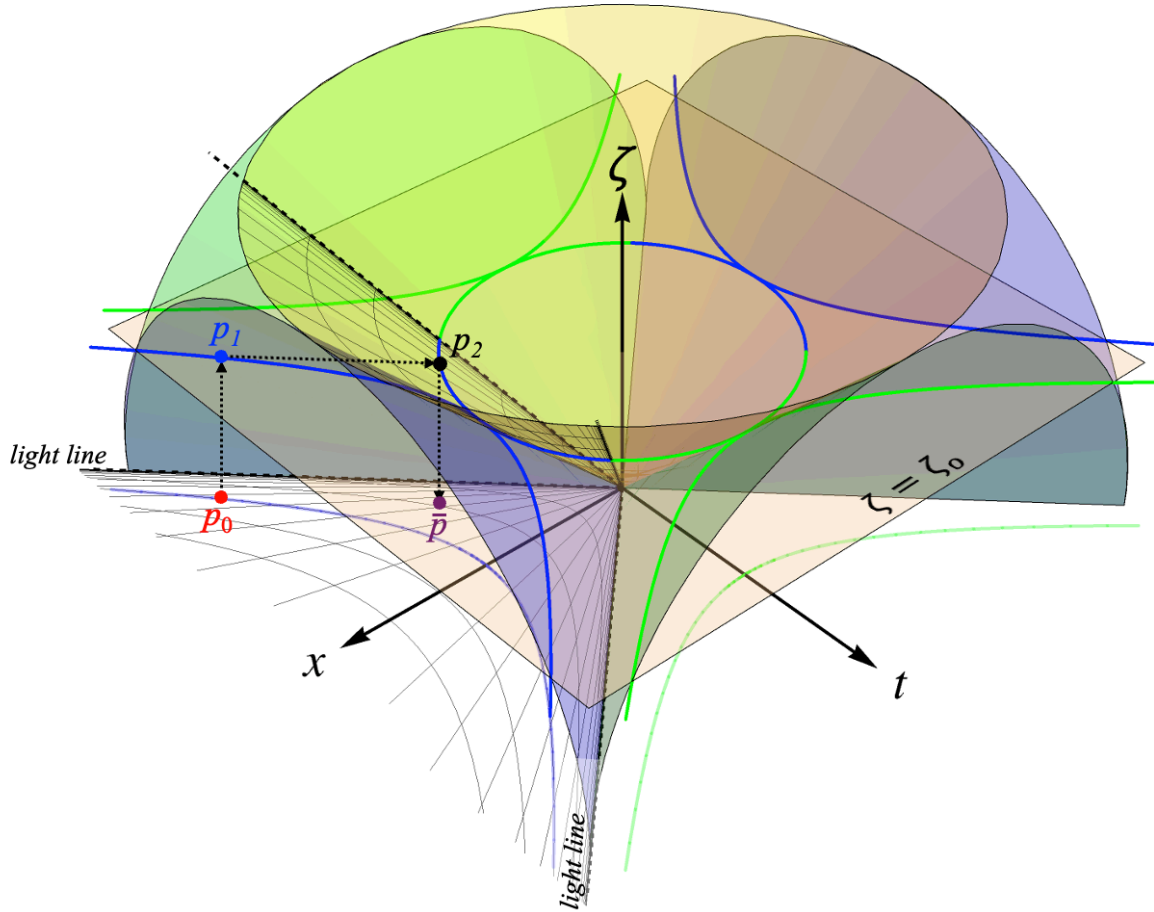


FIG. 1: A 3D Minkowski spacetime, (x, t, ζ) , where ζ is the spacetime length defined by $x^2 - t^2 = \mp\zeta^2$; the negative (positive) value of ζ^2 corresponds to timelike (spacelike) events. The xt -plane at $\zeta = 0$ is the original 2D Minkowski plane. A central cone (in yellow) defined by Eq. (1) and four half-cones defined by Eq. (2) are shown. The blue (green) half-cones are over the spacelike (timelike) events of the Minkowski plane. A beige colored plane at $\zeta = \zeta_o > 0$ is shown intersecting the cones. The intersection of the plane, $\zeta = \zeta_o$, with the central yellow cone forms arcs of a circle defined by $x^2 - \zeta_o^2 + t^2 = 0$. The intersection of the plane, $\zeta = \zeta_o$, with the four half-cones forms the four branches of the hyperbolae defined by $x^2 \pm \zeta_o^2 - t^2 = 0$. Iso-lines of constant spacetime length, ζ and of constant hyperbolic angle, σ are shown in dull grey for one of the four quadrants on the Minkowski plane. The dashed black lines in the xt -plane are the light lines as indicated. The point transformations $p_0 \rightarrow p_1 \rightarrow p_2 \rightarrow \bar{p}$ are depicted, where p_0 and \bar{p} lie on the $\zeta = 0$ plane and the points p_1 and p_2 lie on the $\zeta = \zeta_o > 0$ plane. The speed $c = 1$ is assumed.

$$\bar{p} = (\bar{x}, \bar{t}).$$

This procedure will be performed in three projection steps: *First projection*, from the original quadrant onto the surface of its corresponding half-cone; *Second projection*, from this half-cone onto the surface of the central cone; and *Third projection*, projecting this point back on to a Euclidean $\bar{x}\bar{t}$ -plane parallel to the original Minkowski xt -plane.

1. *First projection: Minkowski plane to light cone*

A point $p_0 = (x_0, t_0)$ in a quadrant of the original Minkowski space is first mapped to the point, p_1 , on the corresponding half-cone with the same (x, t) -coordinates,

but with a new ζ -coordinate, $\zeta_0 = +\sqrt{|x_0^2 - t_0^2|}$. The point p_0 , embedded in the auxiliary spacetime as $(x_0, t_0, 0)$, is thus translated by the vector $\mathbf{d}_0 = (0, 0, +\zeta_0)$ in order to obtain the point p_1 . The first projection can be summarized as

$$(x_0, t_0, 0) \rightarrow p_1 = (x_1, t_1, \zeta_1) = (x_0, t_0, \zeta_0) \quad (3)$$

and is visualized in Fig. 4.

2. *Second projection: Light cone to central cone*

Consider the plane $\zeta = \zeta_0$ depicted in Fig. 1 with beige color. Now using central projection in order to preserve the timelike and spacelike sectors of the Minkowski plane

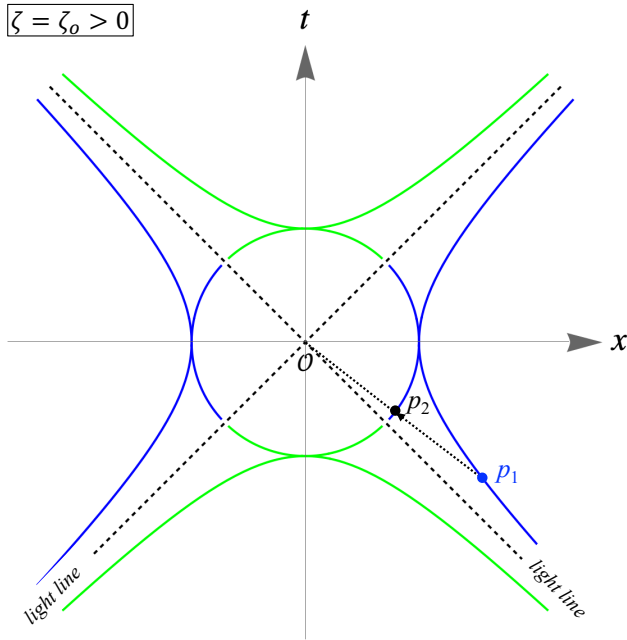


FIG. 2: A $\zeta = \zeta_0 > 0$ plane that cuts the 3-D Minkowski spacetime depicted in Fig. 1 reveals the circular arc segments of Euclidean radius ζ_0 of the conical section of the central cone, and the hyperbolic branches of hyperbolic radius ζ_0 formed by the conical sectioning of the adjacent half-cones. The blue (green) conical sections represent spacelike (timelike) events. A mapping, $p_1 \rightarrow p_2$, of a general point p_1 on a hyperbolic branch to a point p_2 on the circle is made by the parallel projection along the sectioning plane in the radial direction marked by the dotted black line with an arrow. Light lines are depicted as dashed black lines.

or its shift to ζ_0 , the point p_1 is translated along the direction of a radial vector $\hat{\mathbf{d}}_1$, given by

$$\hat{\mathbf{d}}_1 = (-x_0, -t_0, 0). \quad (4)$$

For our purposes, it is sufficient to use only the direction of this vector and ignore its length, which would depend on which geometry we assign to the $\zeta = \zeta_0$ -plane.

The vector $\hat{\mathbf{d}}_1$ points radially inward, toward the ζ -axis, such that p_1 and p_2 have the same ζ -component equal to ζ_0 . The coordinates of p_2 are obtained by requiring it to lie on the intersection of this plane with the central cone, given by the circle defined by $x_2^2 + t_2^2 = +\zeta_0^2$. Since p_1 and p_2 then lie on the radial line (see Fig. 2) whose direction is given by Eq. (4), we obtain the constraint $t_1/x_1 = t_2/x_2$. Noting from Eq. (3) that $t_1 = t_0$ and $x_1 = x_0$, we can solve for the coordinates of the point p_2 as,

$$p_2 = (\Omega x_0, \Omega t_0, \zeta_0), \quad (5)$$

where Ω is given by

$$\Omega(x_0, t_0) = \sqrt{\frac{|x_0^2 - t_0^2|}{x_0^2 + t_0^2}} = \frac{\zeta_0}{r_0} \quad (6)$$

with $r_0 = +\sqrt{x_0^2 + t_0^2}$. The second projection can thus be summarized as

$$p_1 = (x_0, t_0, \zeta_0) \rightarrow p_2 = (x_2, t_2, \zeta_2) = (\Omega x_0, \Omega t_0, \zeta_0) \quad (7)$$

and is visualized in Fig. 5.

A given half-cone and the central cone are both defined in a 3-dimensional extension of a 2-dimensional plane, but with different sign choices in order to obtain the desired orientation of the cones' axes: A half-cone is obtained if the third dimension, ζ , extends the 2-dimensional Minkowski spacetime such that this coordinate appears in the metric with the same sign as x for a timelike quadrant, and with the same sign as t for a spacelike quadrant. The central cone is obtained in a 3-dimensional extension of the Euclidean plane such that ζ appears in the metric with a sign opposite to the two Euclidean coordinates. Geometrically, the transition between the cones is therefore achieved by flipping the ζ and t components (timelike quadrants) and the ζ and x components (spacelike quadrants), respectively. In the final projection, removing the ζ -direction, only metric components with equal signs will remain, establishing the transition to a Euclidean signature.

3. Third projection: Central cone to Euclidean plane

The final projection is a point transformation that maps the point p_2 on the central cone to the Euclidean plane with coordinates (\bar{x}, \bar{t}) , coincident with the original Minkowski plane with coordinates (x, t) , but equipped with a Euclidean metric. The point maintains its previous position with respect to the xt -plane, but loses its height along the ζ -axis. A summary of this projection is given as

$$\begin{aligned} p_2 = (x_2, t_2, \zeta_2) = (\Omega x_0, \Omega t_0, \zeta_0) &\rightarrow p_3 = (x_3, t_3, \zeta_3) \\ &= (\Omega x_0, \Omega t_0, 0) \end{aligned} \quad (8)$$

and is visualized in Fig. 6.

4. Combined point projection within a plane

All three projections, combined, are shown in Fig. 3. Having completed the three point projections described above, we now choose to suppress the third coordinate corresponding to the ζ -axis, and write the transformation from points p_0 to \bar{p} as

$$p_0 = (x_0, t_0) \rightarrow \bar{p} = (\Omega x_0, \Omega t_0) \quad (9)$$

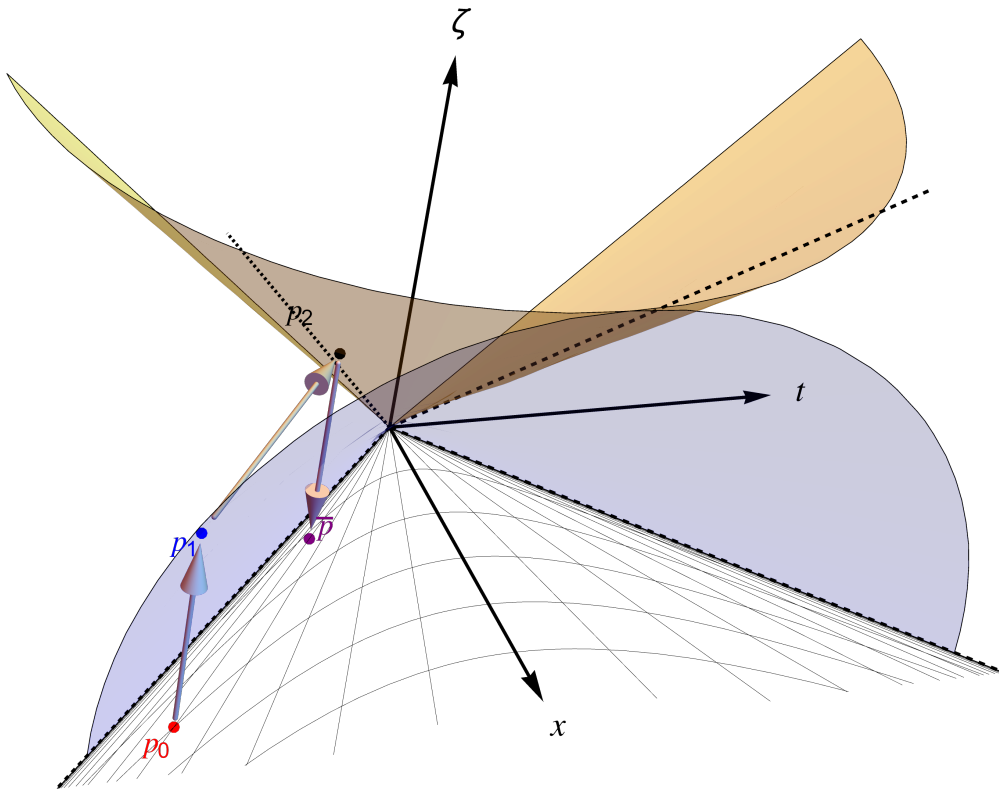


FIG. 3: An overview of the three projections, $p_0 \rightarrow p_1 \rightarrow p_2 \rightarrow \bar{p}$. A general point, p_0 , is projected from the hyperbolic Minkowski plane at $\zeta = 0$ up to a unique point, p_1 , on the surface of the corresponding half-cone (*first projection*), then radially inwards parallel to the Minkowski plane to a unique point p_2 on the surface of the central cone (*second projection*, see Fig. 2) followed by a final projection back down to a unique point, \bar{p} , on the 2D Minkowski plane at $\zeta = 0$ (*third projection*), with the resultant geometry becoming Euclidean by a flip of metric components without the need for invoking Wick's rotation of the time coordinate. These projections are depicted in detail in the figures that follow. The net transformation in the Minkowski xt -plane, after suppressing the third coordinate, is given by $p_0: (x_0, t_0) \rightarrow \bar{p}: (\Omega x_0, \Omega t_0)$. The factor Ω is given by Eq. (6).

where

$$\Omega(x_0, t_0) = \sqrt{\frac{|x_0^2 - t_0^2|}{x_0^2 + t_0^2}}.$$

Note that the point \bar{p} is simply the final point p_3 in Eq. (8) with its ζ -component suppressed. The point p_0 is the same as the original point in Eq. (3), but now with its ζ -component suppressed. Two-coordinates notations, p_0 and \bar{p} , will refer henceforth to the 2-dimensional Minkowski and Euclidean planes, respectively.

C. Point projections in hyperbolic coordinates

The radial projection in the second step, defined such that each spacelike and timelike quadrant is preserved, makes it convenient to use a hyperbolic version of polar coordinates. To this end, consider a point in a spacelike quadrant of the Minkowski xt -plane, whose hyperbolic coordinates are (ζ_0, σ_0) , such that $p_0 =$

$(\zeta_0 \cosh \sigma_0, \zeta_0 \sinh \sigma_0)$, corresponding to the point

$$(\zeta_0 \cosh \sigma_0, \zeta_0 \sinh \sigma_0, 0) \quad (10)$$

in our auxiliary spacetime. The first projection corresponding to Eq. (3) now reads

$$(\zeta_0 \cosh \sigma_0, \zeta_0 \sinh \sigma_0, 0) \rightarrow p_1 = (\zeta_0 \cosh \sigma_0, \zeta_0 \sinh \sigma_0, \zeta_0). \quad (11)$$

The second projection corresponding to Eq. (7) now reads

$$\begin{aligned} p_1 &= (\zeta_0 \cosh \sigma_0, \zeta_0 \sinh \sigma_0, \zeta_0) \\ \rightarrow p_2 &= (\Omega \zeta_0 \cosh \sigma_0, \Omega \zeta_0 \sinh \sigma_0, \zeta_0) \end{aligned} \quad (12)$$

where Ω in the hyperbolic coordinates can be derived by substituting Eq. (10) into Eq. (6) to obtain

$$\Omega(\zeta_0, \sigma_0) = \frac{\zeta_0}{r_0} = \sqrt{\operatorname{sech} 2\sigma_0}. \quad (13)$$

Note that $\Omega(\zeta_0, \sigma_0) > 0$. The third projection corresponding to Eq. 8 now reads

$$\begin{aligned} p_2 &= (\Omega \zeta_0 \cosh \sigma_0, \Omega \zeta_0 \sinh \sigma_0, \zeta_0) \\ \rightarrow p_3 &= (\Omega \zeta_0 \cosh \sigma_0, \Omega \zeta_0 \sinh \sigma_0, 0). \end{aligned} \quad (14)$$

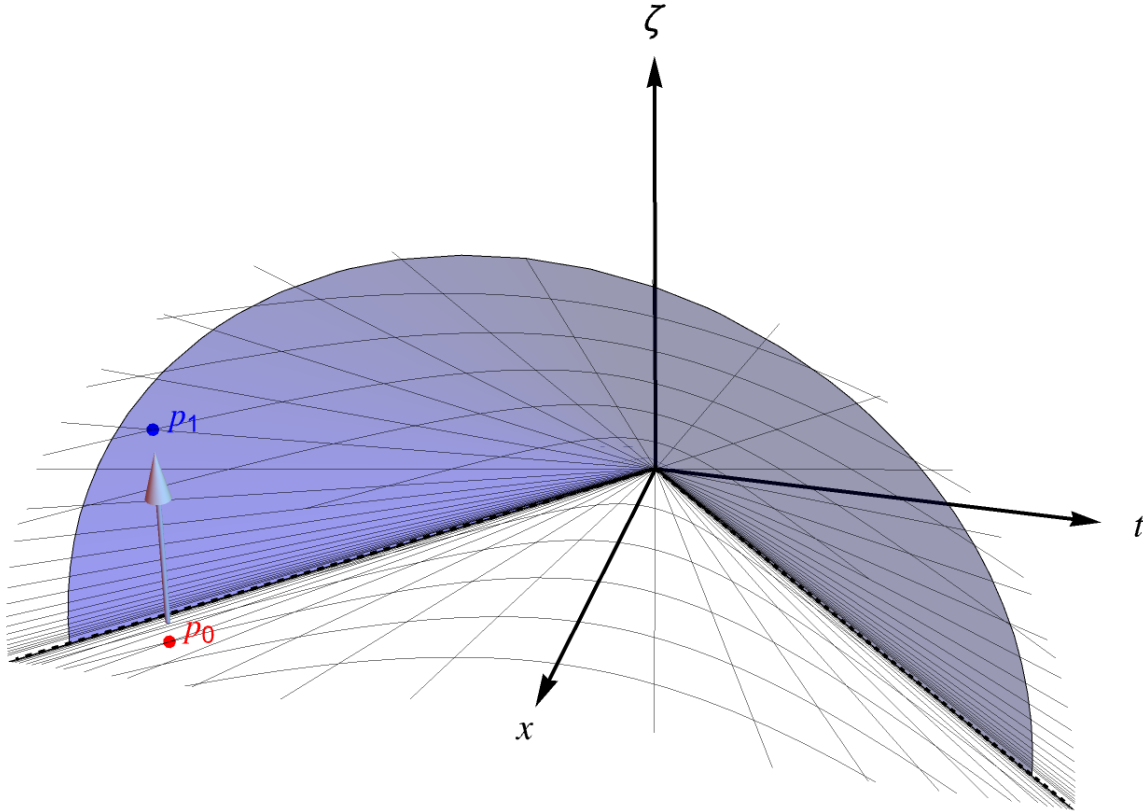


FIG. 4: Illustration of the *first projection* of a point $p_0: (x_0, t_0, 0)$ from the Minkowski plane at $\zeta = 0$ to a point $p_1: (x_1, t_1, \zeta_1) = (x_0, t_0, \zeta_0 = +\sqrt{|x_0^2 - t_0^2|})$ on the surface of the half-cone over one of the spacelike Minkowski quadrants as shown. The point transformation is achieved by a parallel projection along the ζ -axis. A similar mapping occurs for events in the other three quadrants.

By suppressing the third coordinate corresponding to the ζ -axis, the combined point transformation from point p_0 to \bar{p} in Eq. (9) reads

$$\begin{aligned} p_0 &= (\zeta_0 \cosh \sigma_0, \zeta_0 \sinh \sigma_0) \\ \rightarrow \bar{p} &= (\Omega \zeta_0 \cosh \sigma_0, \Omega \zeta_0 \sinh \sigma_0). \end{aligned} \quad (15)$$

On the light cones used in our first step of the projection, the hyperbolic coordinate ζ_0 is by definition the same as the new coordinate of our auxiliary 3-dimensional spacetime, so far denoted by the same letter. However, these two coordinates are independent of the light cones. We will now begin to relabel the spacetime distance, ζ_0 , in the (x, t, ζ) space, as ξ_0 in the (x, t) and (\bar{x}, \bar{t}) spaces. This notation allows us to consider vectors that are not necessarily tangent to the light cones, and thereby to derive how an orthonormal frame, which carries information about the metric, can be transformed by our projections. In particular, we will be able to distinguish the tangent vector, $\hat{\xi}$, in the 2-dimensional hyperplanes, along which $\zeta_0 = \xi_0$, from the direction in the third dimension, $\hat{\zeta}$, depicted in Fig. 1, along which the same distance ζ_0 was being plotted thus far. We will thus

rewrite Eq. (15) as

$$\begin{aligned} p_0 &= (\xi_0 \cosh \sigma_0, \xi_0 \sinh \sigma_0) \\ \rightarrow \bar{p} &= (\Omega \xi_0 \cosh \sigma_0, \Omega \xi_0 \sinh \sigma_0). \end{aligned} \quad (16)$$

Similarly, we obtain our mapping for a point in a timelike quadrant if we simply flip $\cosh \sigma_0$ and $\sinh \sigma_0$:

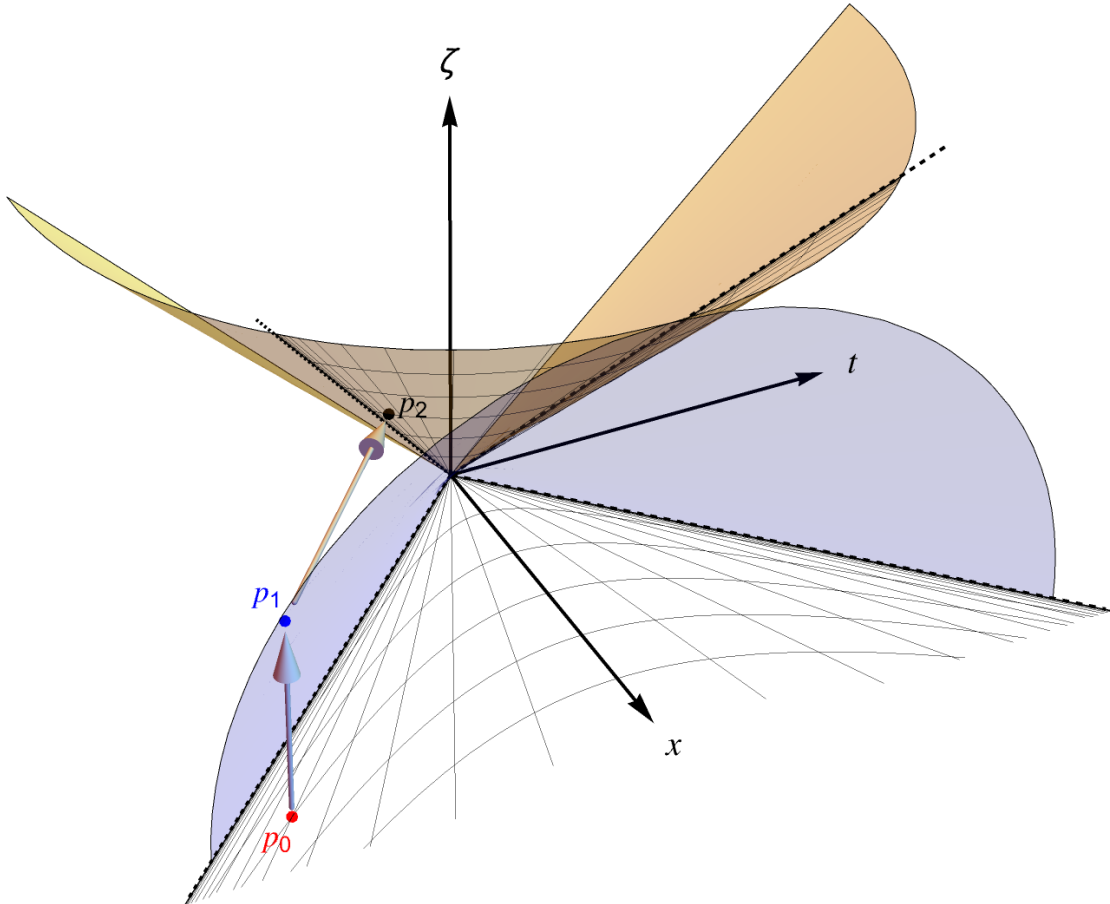
$$\begin{aligned} p_0 &= (\xi_0 \sinh \sigma_0, \xi_0 \cosh \sigma_0) \\ \rightarrow \bar{p} &= (\Omega \xi_0 \sinh \sigma_0, \Omega \xi_0 \cosh \sigma_0) \end{aligned} \quad (17)$$

with the same Ω . In both cases, the final point has Euclidean norm ξ_0^2 because $\operatorname{sech}(2\sigma_0)(\cosh^2 \sigma_0 + \sinh^2 \sigma_0) = 1$.

In Appendix A, we show that this point projection is identical to a special case of the Renormalized Blended Spacetime (RBS) transformation proposed earlier in [6].

D. Light cone

So far, we considered points on hyperbolae in the Minkowski plane, assuming non-zero Minkowski distance



8

FIG. 5: Illustration of the *second projection* of a point $p_1 : (x_1, t_1, \zeta_1) = (x_0, t_0, \zeta_0 = +\sqrt{|x_0^2 - t_0^2|})$ on the surface of the half-cone over one of the spacelike Minkowski quadrants to a point $p_2 : (x_2, t_2, \zeta_2) = (\Omega x_0, \Omega t_0, \zeta_0)$ on the surface of the central cone defined by Eq. (1). The factor Ω is given by Eq. (6). The point transformation is achieved by a projection parallel to the Minkowski xt -plane, and radially inwards towards the ζ -axis. A similar mapping occurs for events in the other three quadrants that were mapped in the first projection to their corresponding half-cones.

from the origin and excluding the light lines defined by the points $p(x, \pm x)$ in the 2D Minkowski space. Our derived map

$$m: p(x, t) \mapsto \bar{p}(\bar{x}, \bar{t}) = \sqrt{\frac{|x^2 - t^2|}{x^2 + t^2}}(x, t) \quad (18)$$

can be applied to the light lines as well, but it maps all its points to the origin of the Euclidean plane and is therefore not invertible. The Euclidean diagonals can then be interpreted as extended versions of the four points at infinity on the light lines. As discussed in detail in [6] $m^{-1}(\bar{p}(\bar{x}, \pm\bar{x})) = \text{sgn}(\bar{x})(\infty, \pm\infty)$, where m^{-1} is the inverse of our mapping (18). Alternatively, one may choose to apply the identity map on the light cone, resulting in an invertible but discontinuous complete mapping. In this paper, we are mainly interested in measure questions and therefore leave the question of how to map the light cone for further studies.

III. TRANSFORMATION OF TANGENT VECTORS

We wish to transform the tangent space around every point p_0 in the Minkowski xt -plane, to the Euclidean $\bar{x}\bar{t}$ -plane. Consider an arbitrary point p_0 in a spacelike quadrant of the Minkowski xt -plane whose hyperbolic coordinates are given by

$$p_0 = (\xi \cosh \sigma, \xi \sinh \sigma). \quad (19)$$

This point is also represented by the vector, \mathbf{p}_0 , from the origin to the point p_0 in the Minkowski plane. Without loss of generality, we make a convenient choice of coordinate basis vectors that span the tangent space at the point p_0 ,

$$\mathbf{u}_\xi = d\xi \hat{\xi} = (d\xi \cosh \sigma, d\xi \sinh \sigma) \quad (20)$$

$$\mathbf{u}_\sigma = \xi d\sigma \hat{\sigma} = (\xi d\sigma \sinh \sigma, \xi d\sigma \cosh \sigma). \quad (21)$$

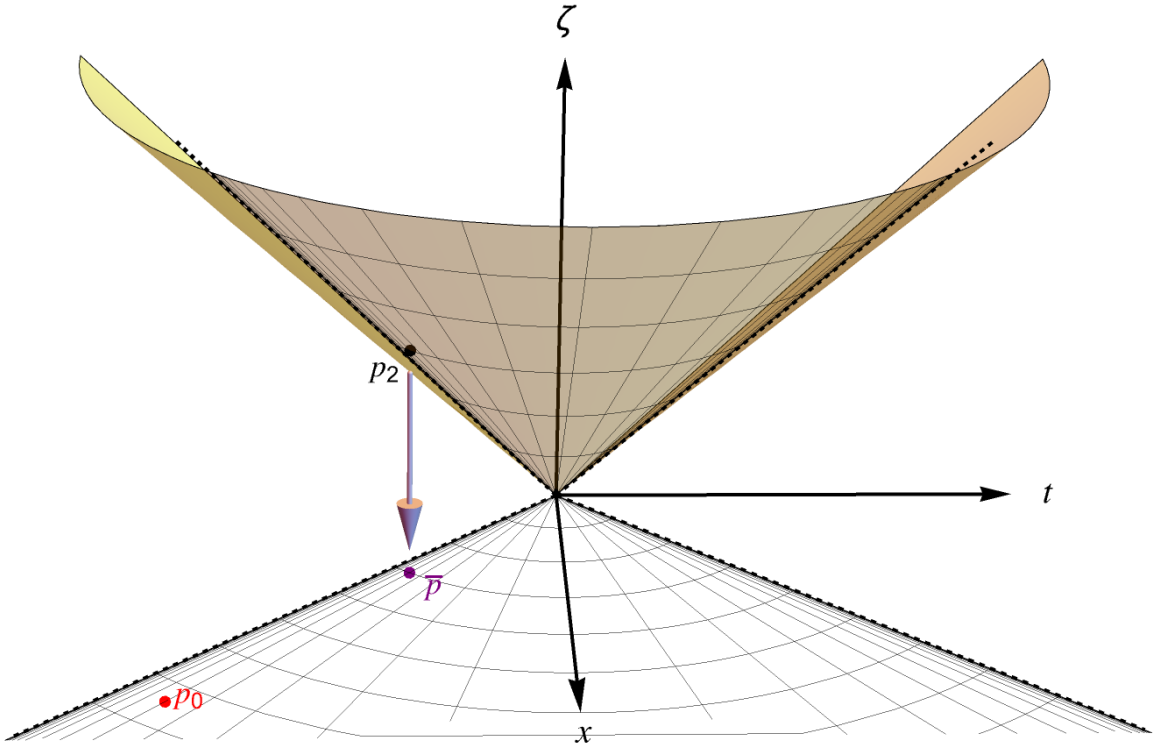


FIG. 6: Illustration of the *third projection* of a point $p_2 : (x_2, t_2, \zeta_2) = (\Omega x_0, \Omega t_0, \zeta_0)$ on the surface of the central cone defined by Eq. (1) to the point $\bar{p} = (\Omega x_0, \Omega t_0, 0)$ back on the Minkowski plane defined by $\zeta = 0$. The factor Ω is given by Eq. (6). The point transformation is achieved by a parallel projection parallel to the $-\zeta$ -axis. A similar mapping occurs for events in the other three quadrants that were mapped in the second projection to the central cone.

These tangent vectors are depicted in Fig. 7. The norm-square of these basis vectors in the Minkowski plane are

$$\|u_\xi\|^2 = \begin{pmatrix} d\xi \cosh \sigma & d\xi \sinh \sigma \end{pmatrix} \begin{pmatrix} 1 & 0 \\ 0 & -1 \end{pmatrix} \begin{pmatrix} d\xi \cosh \sigma \\ d\xi \sinh \sigma \end{pmatrix} = d\xi^2 \quad (22)$$

$$\|u_\sigma\|^2 = \begin{pmatrix} \xi d\sigma \sinh \sigma & \xi d\sigma \cosh \sigma \end{pmatrix} \begin{pmatrix} 1 & 0 \\ 0 & -1 \end{pmatrix} \begin{pmatrix} \xi d\sigma \sinh \sigma \\ \xi d\sigma \cosh \sigma \end{pmatrix} = -\xi^2 d\sigma^2. \quad (23)$$

The metric tensor, $\eta_{\mu\nu}$, for the Minkowski plane is the 2×2 matrix above with the diagonal elements of +1 and -1. The metric differential line element is thus given by

$$ds^2 = \|u_\xi\|^2 + \|u_\sigma\|^2 = d\xi^2 - \xi^2 d\sigma^2. \quad (24)$$

The starting points for both of the infinitesimal basis vectors given by Eqs. (20) and (21) are at the point p_0 whose coordinates are given by Eq. (19). Their ending points shown in Fig. 7 are at

$$q_\xi = ((\xi + d\xi) \cosh \sigma, (\xi + d\xi) \sinh \sigma) \quad (25)$$

$$q_\sigma = (\xi \cosh \sigma + \xi d\sigma \sinh \sigma, \xi \sinh \sigma + \xi d\sigma \cosh \sigma). \quad (26)$$

We now wish to perform point transformations $p \rightarrow \bar{p} = \Omega(p)p$, $q_\xi \rightarrow \bar{q}_\xi = \Omega(q_\xi)q_\xi$, and $q_\sigma \rightarrow \bar{q}_\sigma = \Omega(q_\sigma)q_\sigma$ as shown graphically in Fig. 7. The transformation factors, $\Omega(p)$, $\Omega(q_\xi)$, and $\Omega(q_\sigma)$, are determined by substituting the coordinates for the corresponding points from

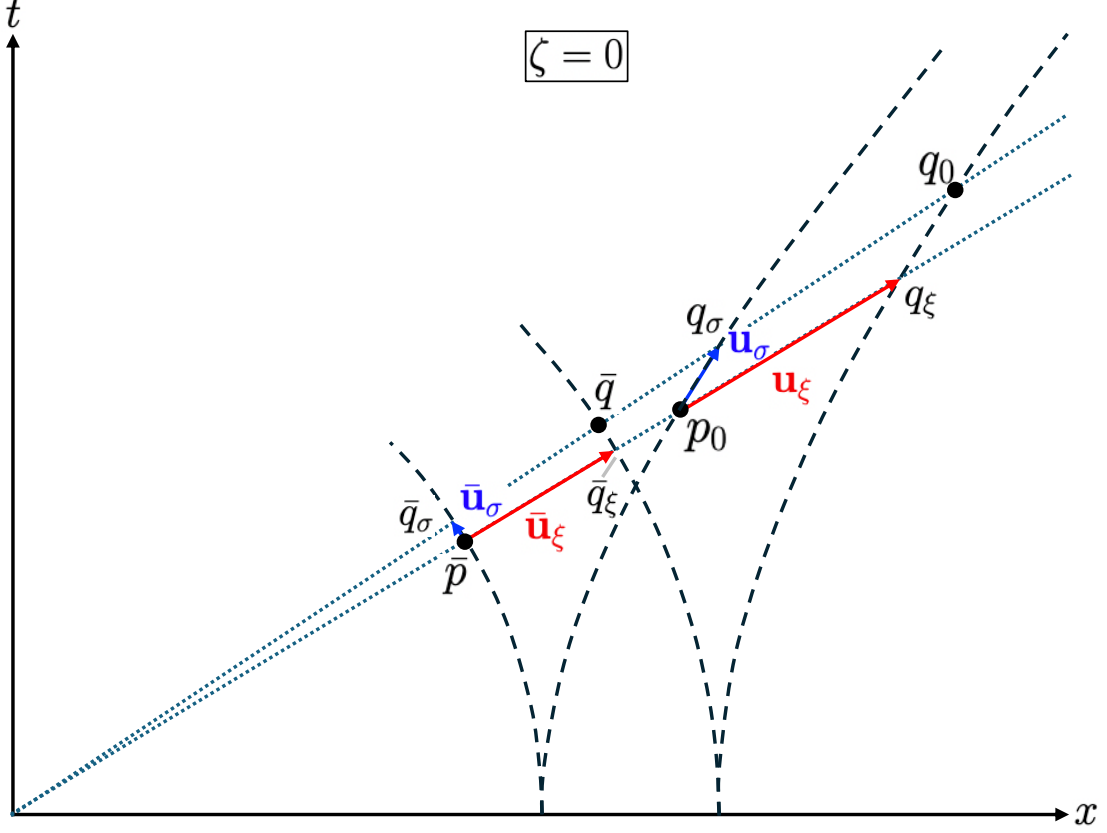


FIG. 7: The tangent vectors, \mathbf{u}_ξ , Eq. (20), and \mathbf{u}_σ , Eq. (21), at a point p_0 on the Minkowski plane, $\zeta = 0$, are transformed by Eq. (16) respectively into the tangent vectors, $\bar{\mathbf{u}}_\xi$, Eq. (33), and $\bar{\mathbf{u}}_\sigma$, Eq. (34), at the transformed point \bar{p} on a Euclidean plane that is coincident with the original Minkowski plane. The Lorentzian differential line element, $ds = |ds| = |\mathbf{q}_0 - \mathbf{p}_0|$, Eq. (24), transforms into the Euclidean differential line element, $d\bar{s} = |d\bar{s}| = |\bar{\mathbf{q}} - \bar{\mathbf{p}}|$, Eq. (37).

Eqs. (19), (25), and (26) into Eq. (6):

$$\Omega(p) = \sqrt{\text{sech } 2\sigma} \quad (27)$$

$$\Omega(q_\xi) = \sqrt{\text{sech } 2\sigma} \quad (28)$$

$$\begin{aligned} \Omega(q_\sigma) &= \sqrt{\text{sech } 2\sigma} \sqrt{\frac{1 - d\sigma^2}{1 + 2 d\sigma \tanh 2\sigma + d\sigma^2}} \\ &\approx \sqrt{\text{sech } 2\sigma} (1 - d\sigma \tanh 2\sigma). \end{aligned} \quad (29)$$

Since $d\sigma$ is infinitesimally small, in the last step we have ignored terms of the order $d\sigma^2$ in the previous expression, and Taylor-expanded to first order in $d\sigma$ about $d\sigma = 0$. Now we can proceed with the following point transformations:

$$\bar{p} = (\Omega(p)\xi \cosh \sigma, \Omega(p)\xi \sinh \sigma) = \left(\sqrt{\text{sech } 2\sigma} \xi \cosh \sigma, \sqrt{\text{sech } 2\sigma} \xi \sinh \sigma \right) \quad (30)$$

$$\bar{q}_\xi = (\Omega(q_\xi)(\xi + d\xi) \cosh \sigma, \Omega(q_\xi)(\xi + d\xi) \sinh \sigma) = \left(\sqrt{\text{sech } 2\sigma} (\xi + d\xi) \cosh \sigma, \sqrt{\text{sech } 2\sigma} (\xi + d\xi) \sinh \sigma \right) \quad (31)$$

$$\begin{aligned} \bar{q}_\sigma &= (\Omega(q_\sigma)(\xi \cosh \sigma + \xi d\sigma \sinh \sigma), \Omega(q_\sigma)(\xi \sinh \sigma + \xi d\sigma \cosh \sigma)) \\ &\approx \left(\sqrt{\text{sech } 2\sigma} \xi \cosh \sigma - \left(\sqrt{\text{sech } 2\sigma} \right)^3 \xi d\sigma \sinh \sigma, \sqrt{\text{sech } 2\sigma} \xi \sinh \sigma + \left(\sqrt{\text{sech } 2\sigma} \right)^3 \xi d\sigma \cosh \sigma \right). \end{aligned} \quad (32)$$

The new basis vectors, $\bar{\mathbf{u}}_\xi$ and $\bar{\mathbf{u}}_\sigma$, that span the transformed tangent space are given by the two vectors that point from the point $\bar{\mathbf{p}}$ to the points \bar{q}_ξ and \bar{q}_σ , given by

$$\bar{\mathbf{u}}_\xi = \bar{\mathbf{q}}_\xi - \bar{\mathbf{p}} = \left(\sqrt{\operatorname{sech} 2\sigma} d\xi \cosh \sigma, \sqrt{\operatorname{sech} 2\sigma} d\xi \sinh \sigma \right) \quad (33)$$

$$\bar{\mathbf{u}}_\sigma = \bar{\mathbf{q}}_\sigma - \bar{\mathbf{p}} = \left(-\left(\sqrt{\operatorname{sech} 2\sigma}\right)^3 \xi d\sigma \sinh \sigma, \left(\sqrt{\operatorname{sech} 2\sigma}\right)^3 \xi d\sigma \cosh \sigma \right). \quad (34)$$

They have been projected from a hyperbola to a circle, obtained as cross-sections at constant ζ of light cones in two different 3-dimensional auxiliary Minkowski spacetime with line element $dx^2 - dt^2 - d\zeta^2$, related to each other by flipping the metric components η_{xx} and $\eta_{\zeta\zeta}$ in the present case of a spacelike quadrant. After this flip, a plane of constant ζ has a negative Euclidean line element $-dx^2 - dt^2$. We can therefore compute the norms of our projected vectors using the negative identity matrix as the tangent-space metric. Their negative-Euclidean norm-squares of our basis vectors then given by

$$\|\bar{\mathbf{u}}_\xi\|^2 = \left(\sqrt{\operatorname{sech} 2\sigma} d\xi \cosh \sigma \quad \sqrt{\operatorname{sech} 2\sigma} d\xi \sinh \sigma \right) \begin{pmatrix} -1 & 0 \\ 0 & -1 \end{pmatrix} \begin{pmatrix} \sqrt{\operatorname{sech} 2\sigma} d\xi \cosh \sigma \\ \sqrt{\operatorname{sech} 2\sigma} d\xi \sinh \sigma \end{pmatrix} = -d\xi^2 \quad (35)$$

$$\begin{aligned} \|\bar{\mathbf{u}}_\sigma\|^2 &= \left(-\left(\sqrt{\operatorname{sech} 2\sigma}\right)^3 \xi d\sigma \sinh \sigma \quad \left(\sqrt{\operatorname{sech} 2\sigma}\right)^3 \xi d\sigma \cosh \sigma \right) \begin{pmatrix} -1 & 0 \\ 0 & -1 \end{pmatrix} \begin{pmatrix} -\left(\sqrt{\operatorname{sech} 2\sigma}\right)^3 \xi d\sigma \sinh \sigma \\ \left(\sqrt{\operatorname{sech} 2\sigma}\right)^3 \xi d\sigma \cosh \sigma \end{pmatrix} \\ &= -\operatorname{sech}^2(2\sigma)\xi^2 d\sigma^2. \end{aligned} \quad (36)$$

Up to the sign, the transformed basis vector $\bar{\mathbf{u}}_\xi$ has the same norm as that of the original basis vector \mathbf{u}_ξ before the transformation. However, the transformed basis vector $\bar{\mathbf{u}}_\sigma$ has a norm that is scaled by a factor of $\operatorname{sech} 2\sigma$ relative to the original basis vector, \mathbf{u}_σ , before the transformation. The metric differential line element suggested by the transformation is

$$d\bar{s}^2 = \|\bar{\mathbf{u}}_\xi\|^2 + \|\bar{\mathbf{u}}_\sigma\|^2 = -d\xi^2 - \operatorname{sech}^2(2\sigma)\xi^2 d\sigma^2 \quad (37)$$

and can be transformed into a positive-definite expression by a conformal sign change, multiplying all terms by -1 . If we define $d\phi = \operatorname{sech}(2\sigma)d\sigma$, or

$$\phi = \frac{1}{2} \arctan(\sinh(2\sigma)), \quad (38)$$

we obtain the Euclidean line element in its standard polar form. The range of ϕ is $\pi/2$, which is correct for a quarter circle obtained from a single timelike or spacelike sector in the original Minkowski spacetime. As suggested by the central projection of a timelike or spacelike sector in Minkowski spacetime to a quadrant of the Euclidean plane, the non-compact hyperbolas along which σ changes at constant ξ are mapped to compact quarter-circles with a finite ϕ -range. The factor of $\operatorname{sech}(2\sigma)$ accomplishes this transformation with the correct quantitative relationships between the ranges.

If we repeat the construction for a timelike quadrant, a point has hyperbolic coordinates $(\xi \sinh \sigma, \xi \cosh \sigma)$ and implies the original Minkowski line element $-d\xi^2 + \xi^2 d\sigma^2$. The 3-dimensional auxiliary spacetime in this case has the line element $dx^2 - dt^2 + d\zeta^2$, and the transition to Euclidean signature on constant- ζ planes is obtained by flip-

ping η_{tt} and $\eta_{\zeta\zeta}$. The resulting line element is positive-Euclidean, $dx^2 + dt^2$, such that we obtain positive Euclidean norm-squares for the projected basis vectors. The line element is therefore mapped to $d\xi^2 + \operatorname{sech}^2(2\sigma)\xi^2 d\sigma^2$ without the need of a conformal sign change. It can be mapped to the standard Euclidean line element by applying the same coordinate transformation from σ to ϕ as used in spacelike quadrants. In all cases, we therefore arrive at the line element $d\xi^2 + \xi^2 d\phi^2 = dx^2 + dy^2$ with $x = \xi \cos \phi$ and $y = \xi \sin \phi$. The change of signature happens in our *second projection* where we map between two different cones, or their cross-sections shown in Fig. 7, in our 3-dimensional auxiliary spacetime.

A. Summary

The combination of our individual transformation steps has resulted in a mapping from 2-dimensional Minkowski spacetime with line element $dx^2 - dt^2$ to 2-dimensional Euclidean space with line element $dx^2 + dy^2$. We performed the mapping separately in the four quadrants of Minkowski spacetime, given by two spacelike and two timelike ones. Working with projections, it was convenient to express Minkowski spacetime in a hyperbolic version of polar coordinates, in which the line element takes the form $\pm d\xi^2 \mp \xi^2 d\sigma^2$. A radial projection that preserves each spacelike and timelike quadrant can then be performed in a fixed coordinate direction along ξ .

This result provides our basic ingredient for transformations of integrals as they may appear in different ways in quantum field theories. There are two implications.

First, the radial projection between two different cones

in the auxiliary 3-dimensional spacetime not only implements the crucial sign change, it also maps a non-compact hyperbola to a compact circle segment. Accordingly, the line elements in polar coordinates are related by the Minkowskian $\pm d\xi^2 \mp \xi^2 d\sigma^2$ being mapped to $\mp(d\xi^2 + \text{sech}^2(2\sigma)\xi^2 d\sigma^2)$ with a rescaling factor of $\text{sech}^2(2\sigma)$ in the angular part. We already showed that this is precisely the factor required for the coordinate transformation (38) to result in the standard Euclidean angle ϕ with the correct range for a quarter-circle in each quadrant. In Section IV, we will demonstrate that this factor also correctly regularizes divergent QFT integrals and implies the same result as a Wick rotation, but without complex extensions of coordinates.

The second implication is important for action integrals S and their interpretation as exponents in a path integral or a statistical sum. A standard Wick rotation is motivated by the desire to turn a complex amplitude $\exp(iS/\hbar)$ in a path integral into a real-valued statistical factor $\exp(-S_E/\hbar)$ with the Euclidean action S_E corresponding to S , in which a field theory is formulated on Euclidean space instead of Minkowski spacetime. In Section V, we will demonstrate in several examples that the same transition is accomplished by an application of our new mapping, based on the following ingredients extracted from our explicit construction.

Through the steps of our transformation, metric components in Minkowski spacetime are directly mapped to Euclidean components, as justified by our explicit transformations between points and directions. For compact notation, we write the line elements as $ds_{\text{Minkowski}}^2 = \eta_{\mu\nu} dx^\mu dx^\nu$ and $ds_{\text{Euclid}}^2 = \delta_{ij} dy^i dy^j$, respectively, with collective coordinates x^μ and y^i , and use the convention that repeated indices are summed over their respective ranges. The metric transformation then takes the form

$$\eta_{\mu\nu} \mapsto \delta_{ij}, \quad (39)$$

A given metric-dependent Lorentzian action can be transformed by direct substitution of (39) if we only make sure that the action explicitly contains metric factors required on a generic spacetime, such as $\sqrt{-\det(\eta_{\mu\nu})}$ in the volume element, even if they equal one on Minkowski spacetime. The transformation (39) is then applied directly while leaving all other fields and coefficients unchanged. In particular, the determinant $\det(\eta_{\mu\nu}) = -1$ is mapped to $\det(\delta_{ij}) = 1$. By this replacement, the volume element in a spacetime integral, with a factor of $\sqrt{-\det(\eta_{\mu\nu})} = 1$, is mapped to the imaginary unit

$$\sqrt{-\det(\delta_{ij})} = -i. \quad (40)$$

(We will see in Section V that the negative root is suitable for action principles.) This factor of i can be used to replace the use of imaginary time in a Wick rotation. We will describe such applications in more detail in Section V, and also comment on actions that cannot be written directly in terms of a metric, in particular on fermionic theories that require a tetrad.

IV. INTEGRALS

We now demonstrate that the our transformation correctly relates Lorentzian and Euclidean integrals as they commonly appear in calculations for quantum field theories [1]. These integrals, used for instance for determining loop corrections to propagators, are of the form

$$\int d^d q f(q^2) \quad (41)$$

where d is the dimension of spacetime with a Lorentzian metric signature, q is a spacetime coordinate vector, and $f(q^2)$ is a function depending only on the coordinate distance from the origin, given by

$$q^2 = -q_0^2 + q_1^2 + \dots + q_{d-1}^2. \quad (42)$$

If the integrand has poles, as in loop corrections, the expression $f(q^2)$ has to be adjusted in order to move poles away from the integration contour, as in $f(q^2 + i\epsilon)$. For now, we focus on a more basic feature and compare the integration measures or area elements on the Minkowskian and Euclidean sides of our mapping, assuming that $f(q^2)$ does not have poles. We will then see that the case of $f(q^2)$ with poles can also be discussed successfully by our mapping.

The standard technique for computing an integral of this form is a Wick rotation that transforms q by rotating its time-component by $\pi/2$ in the complex plane, reversing the negative sign in q^2 and resulting in a d -dimensional Euclidean integral (multiplied by i). In some cases, the results obtained in this way can be justified by an application of Cauchy's theorem, using a complex extension of the integrand to a holomorphic function and rotating integration over the real axis to integration over the imaginary axis based on the ϵ -prescription. However, Wick rotation is also applied to non-convergent integrals, which are turned into convergent integrals by this procedure. In general, therefore, Wick rotation is a combination of Cauchy's theorem with regularization steps that are often spelled out incompletely, producing a finite value without a clear relationship to the original integral. Moreover, this procedure does not illuminate the geometrical significance of Euclidean geometry. Notably, in contrast to Lorentz boosts, for instance, there is no physical spacetime transformation that produces a Wick rotation. Our geometrical construction can be used to shed light on these questions.

For now, we will set $d = 2$, with $q = (q_0, q_1) = (t, x)$. Later we will address generalization to higher dimensions. Our integral now takes the form

$$I = \int_{-\infty}^{\infty} \int_{-\infty}^{\infty} dx dt f(x^2 - t^2). \quad (43)$$

As mentioned, we first assume that the function f does not have poles and focus on measure questions of our 2-dimensional integrations. To this end, we convert to

hyperbolic coordinates (ξ, σ) such that $x = \pm\xi \cosh \sigma$ and $t = \pm\xi \sinh \sigma$ for the two spacelike quadrants, and $x = \pm\xi \sinh \sigma$ and $t = \pm\xi \cosh \sigma$ for the two timelike quadrants. In each quadrant, $dxdt = \xi d\xi d\sigma$, and we have $x^2 - t^2 = \xi^2$ in spacelike quadrants while $x^2 - t^2 = -\xi^2$ in timelike quadrants. Since ξ runs from zero to ∞ and σ from $-\infty$ to ∞ in each quadrant, the full spacetime integral is expressed as

$$I = 2 \int_{-\infty}^{\infty} d\sigma \int_0^{\infty} d\xi \xi (f(\xi^2) - f(-\xi^2)) \quad (44)$$

in hyperbolic coordinates.

A. Angular Part

Since the whole integral shares a single angular part that is not dependent on the function of integration, it can be computed independently. However, as written so far, the angular part in Eq. (44) diverges. This divergence is directly related to the non-compact directions coordinatized by σ along which the integrand is constant. Similarly, the Cartesian expression has a constant integrand along non-compact curves along which $x^2 - t^2 = \text{constant}$. These directions are not suppressed by measure factors in the original Minkowski geometry.

However, our transformed geometry contains an additional factor of $\text{sech}(2\sigma)$ in the metric which, as we already showed, maps non-compact hyperbolae to compact quarter circles. An integration of a constant function over this compact range is guaranteed to be finite, but we should also make sure that the precise value is correct, for instance by comparing it with the result of a Wick rotation traditionally used in QFT calculations. We should then include any additional factor obtained from the metric transformation (39), which in this case implies an additional factor of $-i$ because the Minkowskian area element $\sqrt{-\det(\eta_{\mu\nu})}$ in Cartesian coordinates is mapped to $\sqrt{-\det(\delta_{ij})} = -i$ if we use the sign convention (40). Since we have written the integral in polar coordinates (σ, ξ) , the measure contains an additional factor of the Jacobian of the transformation, which is equal to ξ in the Minkowskian hyperbolic system, and equal to $\text{sech}(2\sigma)\xi$ in the Euclidean mapping, where the line element is given by (37).

Applying this transformation as an explicit regularization step, the integral takes the form

$$I = -2i \int_{-\infty}^{\infty} \frac{d\sigma}{\cosh 2\sigma} \int_0^{\infty} d\xi \xi (f(\xi^2) - f(-\xi^2)) . \quad (45)$$

The angular integral can be easily computed:

$$\begin{aligned} \int_{-\infty}^{\infty} \frac{d\sigma}{\cosh 2\sigma} &= \frac{1}{2} \int_{-\infty}^{\infty} \frac{d \sinh(2\sigma)}{1 + \sinh^2(2\sigma)} \\ &= \frac{1}{2} \arctan(\sinh(2\sigma)) \Big|_{-\infty}^{\infty} = \frac{\pi}{2} . \end{aligned} \quad (46)$$

The result,

$$I = -\pi i \int_0^{\infty} d\xi \xi (f(\xi^2) - f(-\xi^2)) , \quad (47)$$

is equivalent to the standard integral obtained via Wick rotation, from which it differs only by the choice of the sign in (40).

Our derivation makes clear how the Euclidean integral differs from the Lorentzian one, owing to an additional factor of $-i \text{sech}(2\sigma)$ in the measure. As an alternative regularization, we could use the Lorentzian σ -independent area element but choose a different topology such that hyperbolae with the infinite extension of σ are compact. Specifically, the Bohr compactification of the real line [7] fulfills this purpose, according to which the original integration $\int_{-\infty}^{\infty} d\sigma$ is replaced by

$$\lim_{N \rightarrow \infty} \frac{1}{2N} \int_{-\frac{1}{2}N\pi}^{\frac{1}{2}N\pi} d\sigma . \quad (48)$$

The integration of a σ -independent function with this measure produces the same value of $\pi/2$ as the Euclidean integration. In this case, however, we have to adjust the integration limits $\pm\frac{1}{2}N\pi$ by hand in order to produce this value, while the correct result was obtained automatically by the canonical projections to Euclidean geometry. Moreover, we do not obtain a factor of i if we merely compactify the original integration range. Our full geometrical transformation is therefore important for applications to integrals that appear in quantum field theory.

B. Radial Part

Our discussion of the integration measure shows a correct mapping from Minkowskian to Euclidean results. For a more detailed comparison with QFT results, we should also consider integrands with poles. We now show that our mapping can directly be applied to such relevant functions as well.

In the case of loop corrections, the function f is of the form

$$f(q^2) = \frac{q^{2a}}{(q^2 + D)^b} \quad (49)$$

where $D \neq 0$ is a real constant, a and b are nonnegative integers, and $b > a + 1$ (to ensure convergence of this integral). The Minkowski version of this function has poles because q^2 is not positive definite in this case. A unique value is obtained for a suitable choice of an ϵ -prescription.

Our task is now to evaluate the ‘‘radial’’ integrals I_{SL} and I_{TL} , defined by

$$I_{SL} := \int_0^{\infty} \frac{d\bar{\xi} \bar{\xi}^{2a+1}}{(\bar{\xi}^2 + D)^b} \quad (50)$$

and

$$I_{TL} := \int_0^\infty \frac{d\bar{\xi} \bar{\xi} (-\bar{\xi}^2)^a}{(-\bar{\xi}^2 + D)^b}. \quad (51)$$

Depending on the sign of D , the integrand of either I_{SL} or I_{TL} has a pole, and therefore the integral depends on its treatment. Choosing the principal value, the results for the two integrals differ by only a sign:

$$I_{SL} = \frac{\Gamma(a+1)\Gamma(b-a-1)}{2D^{b-a-1}\Gamma(b)} \quad (52)$$

and

$$I_{TL} = -\frac{\Gamma(a+1)\Gamma(b-a-1)}{2D^{b-a-1}\Gamma(b)}. \quad (53)$$

Thus, the whole integral evaluates to

$$I = -\pi i \frac{\Gamma(a+1)\Gamma(b-a-1)}{D^{b-a-1}\Gamma(b)} \quad (54)$$

which, up to the sign choice, is precisely the result determined by the standard method [1]. The sign difference means that complex amplitudes in which such integrals appear are replaced with their complex conjugates, which does not imply physical differences in probabilities.

C. Lightcone singularities

For $D = 0$, our integrals do not converge for any values of a and b . This outcome is a result of the limiting behavior of our mapping which maps the entire lightcone, and therefore any lightlike pole, to the origin of the Euclidean plane. Any lightlike pole then appears at the boundary of the $\bar{\xi}$ -integrations and principal values are no longer available. A modification of our mapping on the lightcone might possibly be used to achieve finite integrals, but it would require detailed considerations of integrands that we leave for future work.

V. APPLICATIONS IN FIELD THEORY AND GRAVITY

So far, our transformation has been formulated for a 2-dimensional Minkowski spacetime. If we use polar coordinates in the spatial part of Minkowski spacetime, we can directly extend the 2-dimensional mapping to four dimensions, where (r, t) now play the role of the previous (x, t) in our derivation. Since the final transformation is specified for metric components and affects only η_{tt} , we do not need to write field theories in spatial polar coordinates.

The resulting metric transformation (39), now in four dimensions, can directly be applied to standard scalar or Yang-Mills actions in Minkowski spacetime, which only

require the metric tensor. We will briefly make these examples more explicit, and then turn to more involved cases of fermions, which require a tetrad and gamma matrices, as well as field theories at constant chemical potential. We will also give an outlook on possible extensions to quantum fields on curved spacetime as well as gravity itself in which case the original metric is no longer Minkowskian.

A. Scalar and Yang–Mills theories

The scalar action

$$S = - \int d^4x \sqrt{-\det \eta} \left(\frac{1}{2} \eta^{\mu\nu} (\partial_\mu \phi) (\partial_\nu \phi) + V(\phi) \right) \quad (55)$$

is transformed to

$$iS_E = i \int d^4x \sqrt{\det \delta} \left(\frac{1}{2} \delta^{ij} (\partial_i \phi) (\partial_j \phi) + V(\phi) \right) \quad (56)$$

following the sign convention (40). The complex amplitude $\exp(iS/\hbar)$ in a path integral is then turned into the real statistical weight $\exp(-S_E/\hbar)$.

The Yang–Mills action

$$S = -\frac{1}{4} \int d^4x \sqrt{-\det \eta} \eta^{\mu\rho} \eta^{\nu\sigma} F_{\mu\nu}^a F_{\rho\sigma}^a, \quad (57)$$

with $F_{\mu\nu}^a = \partial_\mu A_\nu^a - \partial_\nu A_\mu^a + g f^{abc} A_\mu^b A_\nu^c$ in terms of the coupling constant g and structure constants f^{abc} , is similarly transformed to

$$iS_E = \frac{1}{4} i \int d^4x \sqrt{\det \delta} \delta^{ik} \delta^{jl} F_{ij}^a F_{kl}^a. \quad (58)$$

This expression with $f^{abc} = 0$ can also be used for the electromagnetic field.

Perturbation theory applied to these Euclideanized actions then implies results equivalent to what is usually obtained after a Wick rotation.

B. Fermions

The Wick rotation of fermionic theories is not as straightforward as that of bosonic theories, and different versions have been proposed as discussed for instance in [5]. The Lorentzian action of a Dirac spinor ψ is given by

$$S = - \int d^4x \sqrt{-\det \eta} \psi^\dagger i \gamma^0 (\gamma^I e_I^\mu \partial_\mu + m) \psi \quad (59)$$

with Dirac's gamma matrices obeying the anti-commutators $\{\gamma^I, \gamma^J\} = 2\eta^{IJ}$. With our sign choice, γ^0 is anti-Hermitian, while γ^1, γ^2 and γ^4 are Hermitian. The tetrad components e_I^μ , such that $\eta^{IJ} e_I^\mu e_J^\nu = \eta^{\mu\nu}$, relate the γ^I to tangent-space directions. The internal indices I and J are contracted with a constant Minkowski

metric η^{IJ} formally unrelated to $\eta^{\mu\nu}$. We will apply our geometrical transformation of metrics only to the tangent-space metric $\eta_{\mu\nu}$ but not directly to the internal metric η^{IJ} because the latter does not provide a geometry on the spacetime manifold. Nevertheless, a substitution of the internal Minkowski η^{IJ} by a Euclidean δ^{ab} will automatically follow from the combined transformation of all terms in the fermion action.

The tetrad constitutes a new ingredient which is related to the metric and should therefore participate in our transformation. Heuristically, it may be considered a square root of the metric, such that sign changes in metric components are related to factors of i in the tetrad. Similar transformations in the context of Wick rotations have been used in [8]. At this point, complex numbers appear in the transformation, but only when applied to fermions which are already formulated with complex spinors in the Lorentzian theory. In detail, when we perform the central step of our transformation, flipping g_{tt} or g_{xx} with $g_{\zeta\zeta}$ in the auxiliary spacetime, followed by a conformal sign change of the Euclidean metric in the spacelike case, we replace the time component e_0^μ with $i f_4^i$ as the fourth components of a Euclidean tetrad f_a^i . The remaining tetrad vectors are directly related by mapping the spacelike $(e_1^\mu, e_2^\mu, e_3^\mu)$ to (f_1^i, f_2^i, f_3^i) . In this way, the factors of i in the transformed e_0^μ will make sure that the internal η^{IJ} is replaced by the Euclidean δ^{ab} :

$$\begin{aligned} \eta^{\mu\nu} &= \eta^{IJ} e_I^\mu e_J^\nu = -e_0^\mu e_0^\nu + e_1^\mu e_1^\nu + e_2^\mu e_2^\nu + e_3^\mu e_3^\nu \\ \mapsto & -i^2 f_4^i f_4^j + f_1^i f_1^j + f_2^i f_2^j + f_3^i f_3^j = \delta^{ab} f_a^i f_b^j = \delta^{ij} \end{aligned} \quad (60)$$

The internal Euclidean metric therefore appears automatically, without directly mapping its components by conic projections. Moreover, we do not need to introduce a separate tetrad for the internal metric.

The internal Minkowski metric also appears in the defining relation $\{\gamma^I, \gamma^J\} = 2\eta^{IJ}$ of the gamma matrices. Here, this metric is automatically turned into the internal Euclidean metric δ^{ab} if we define $i\gamma^0 = \gamma^4$, which is also a standard step in a Wick rotation of fermions [5]. In this way, the anticommutators $\{\gamma^I, \gamma^J\} = 2\eta^{IJ}$ are mapped to $\{\gamma^a, \gamma^b\} = 2\delta^{ab}$. There is another γ^0 in the derivative operator $\gamma^I e_I^\mu \partial_\mu$, which together with the complex tetrad transformation is mapped according to

$$\begin{aligned} \gamma^I e_I^\mu \partial_\mu &= (\gamma^0 e_0^\mu + \gamma^1 e_1^\mu + \gamma^2 e_2^\mu + \gamma^3 e_3^\mu) \partial_\mu \\ \mapsto & (\gamma^0 (i f_4^i) + \gamma^1 f_1^i + \gamma^2 f_2^i + \gamma^3 f_3^i) \partial_i = \gamma^a f_a^i \partial_i. \end{aligned} \quad (61)$$

We are now ready to combine the individual contributions to the action (59). As in the scalar and Yang–Mills cases, the volume element provides a factor of $\sqrt{-1} = -i$ which will appear as a factor of a Euclidean fermion action in terms of Euclidean gamma matrices and a Euclidean tetrad. The resulting transformation to the (non-Hermitian) Euclidean action

$$S_E = \int d^4x \psi^\dagger \gamma^4 (\gamma^a f_a^i \partial_i + m) \psi \quad (62)$$

is related to a Wick rotation discussed in [8]. Unlike bosonic theories, fermionic theories are not transformed uniquely by our mapping (just as for Wick rotations) because changes of the tetrad components may be accompanied by spinor transformations or redefinitions of the gamma matrices, as for instance in [5, 9]. As in these previous proposals, a Hermitian action would be obtained if the transformation of e_I^μ is accompanied by a suitable transformation of the spinors, such that $\gamma^4 f_4^i$ in (62) is replaced by $\gamma_E^4 f_4^i$ with $\gamma_E^4 = \gamma^5 = i\gamma^0 \gamma^1 \gamma^2 \gamma^3$ while $\gamma_E^1 = \gamma^1$, $\gamma_E^2 = \gamma^2$ and $\gamma_E^3 = \gamma^3$ remain unchanged. The explicit $\gamma^4 =: \gamma_E^5$ is then Hermitian and anticommutes with all four γ_E^i , such that

$$S_E = \int d^4x \bar{\psi}_E (\gamma_E^a f_a^i \partial_i + m) \psi \quad (63)$$

with $\bar{\psi}_E = \psi^\dagger \gamma_E^5$ is real.

An interesting open question is whether the spinor transformation constructed in [5] has a geometrical analog related to our mapping of spacetime geometries.

C. Field theories at constant chemical potential

Many-body states with varying particle numbers require action principles at a chemical potential μ , together with a term $-\mu\rho$ with the particle density ρ added to the integrand. In relativistic theories, the density is the time component of a current j^μ , which for a charge- q , and complex-valued scalar field ϕ is given by

$$j^\mu = i\hbar q \eta^{\mu\nu} (\phi^* \partial_\nu \phi - \phi \partial_\nu \phi^*). \quad (64)$$

The current may then appear in coupling terms of the form $A_\mu j^\mu$, such that A_0 plays the role of a chemical potential μ .

A Wick rotation would turn the time component of this expression into a complex number because it is of first order in time derivatives. With our transformation, we only change the sign of the time component through η^{00} , turning the negative action contribution $-\mu j^0$ into the Euclidean contribution μj^0 .

For fermionic theories, the current is given by $j^\mu = \bar{\psi} \gamma^I e_I^\mu \psi$ with $\bar{\psi} = \psi^\dagger \gamma^0$. The time component j^0 contains two factors of γ^0 , one from $\bar{\psi}$ and one from $\gamma^I e_I^\mu$, but they play different roles in our transformation because only one of them is multiplied by the tetrad e_0^μ . According to our fermionic application, the term $\gamma^I e_I^\mu$ is turned into the Euclidean $\gamma^a f_a^i$ as in (61). The γ^0 in $\bar{\psi}$, however, is not accompanied by tetrad components and should directly be replaced with $\gamma^0 = -i\gamma^4$ in order to obtain Euclidean gamma matrices. The current is then transformed into $-i\psi^\dagger \gamma^4 \gamma^a f_a^i \psi$, which is not Hermitian. However, if the tetrad transformation is accompanied by a transformation of spinors, as in [5], that turns $\gamma^4 f_4^i$ into $\gamma_E^5 f_4^i = \gamma_E^4 f_4^i$ and identifies $\gamma^4 = \gamma_E^5$, the transformed current $j_E^\mu = -i\bar{\psi}_E \gamma_E^a f_a^i \psi$ is Hermitian, and a real contribution μj_E^4 is obtained at constant chemical potential.

D. Curved backgrounds and gravity

Field theories on curved background spacetimes as well as gravity require non-Minkowskian metrics $g_{\mu\nu}$ of Lorentzian signature. Generically, the metric components may depend on all coordinates, including time, such that they would become complex if a Wick rotation or possible generalizations such as [10] are applied.

Since our procedure does not use complex numbers in the spacetime transformation, it avoids complex metric components. Moreover, its geometrical nature implies that the main ingredients, at least in two dimensions, can be generalized to such theories. We used only constructions such as curves of equal distance from the origin or straight lines and planes for projections that can be generalized to geodesic properties in a curved geometry. For the extension to four dimensions we used a shortcut of introducing spatial polar coordinates, which in general are not available unless the metric is spherically symmetric. The general case would therefore require a 4-dimensional construction, which is harder to visualize and therefore postponed to later work.

Continuing for now with the case of two spacetime dimensions, any curved spacetime is conformally flat, such that we can find a spacetime function $\lambda(t, x)$ that brings the line element to the form

$$g_{\mu\nu}dx^\mu dx^\nu = \lambda(x, t)^2(dx^2 - dt^2). \quad (65)$$

Our procedure then goes through almost unchanged: We merely have to factor out λ^2 and apply flipping g_{tt} or g_{xx} with the auxiliary $g_{\zeta\zeta}$ only in the flat factor, using the 3-dimensional metrics $\lambda^2(dx^2 - dt^2 \pm d\zeta^2)$ for the auxiliary spacetime.

This procedure does not have a direct extension to more than two dimensions because generic line elements then are not conformally flat. A suitable auxiliary spacetime of five or more dimensions may then be constructed in different ways. For instance, for timelike regions around a given point, we may use Gaussian normal coordinates that bring the line element to the form $ds^2 = -dt^2 + d\sigma^2$ with a positive curved spatial line element $d\sigma^2$, and define a 5-dimensional auxiliary spacetime as $ds^2 + d\zeta^2$ with a single auxiliary coordinate ζ . For spacelike regions, we may use a 7-dimensional auxiliary spacetime in which all three spatial coordinates are treated on an equal footing, and therefore accompanied by three auxiliary dimensions. We then define the line element $ds^2 - d\sigma_\zeta^2$ where $d\sigma_\zeta^2$ is obtained from $d\sigma^2$ by replacing the spatial coordinates (x_1, x_2, x_3) (which in general are no longer Cartesian) with a triplet of auxiliary coordinates, $(\zeta_1, \zeta_2, \zeta_3)$. This substitution is made in all contributions to $d\sigma^2$, including potential cross-terms such as $dx_1 dx_2$ as well as in position-dependent metric components. In this way, a general curved 4-dimensional line element can be treated without any restrictions.

Once a suitable auxiliary spacetime has been identified, the ingredients used in our construction, given by parallel and central projection as well as light cones and planes of

constant ζ , can be generalized using geodesics as well as the causal structure of a curved geometry. For instance, we replace the constant- ζ plane in which we map hyperbolae to circles, by a plane defined by geodesics starting at the same point of the ζ -axis with initial tangent vectors v^μ such that $v^\mu \partial_\mu \zeta = 0$. These geodesics might intersect at some distance from the ζ -axis and fail to form a plane there, but locally around this axis they describe an open region on a deformed plane. Our projections can therefore be constructed locally, in sufficiently small neighborhoods around points in the original spacetime.

The same geodesics as used to define the local plane then provide the curves along which we perform central projections from hyperbolae to circles. Hyperbolae are now defined as intersections of the geodesic plane with light cones in the auxiliary spacetime. Generalized circles are obtained after we flip g_{tt} with $g_{\zeta\zeta}$ in timelike regions, using Gaussian normal coordinates. In spacelike regions, we flip the entire spatial contributions in the auxiliary spacetime metric.

This outline includes all the steps of our construction. There is therefore a good potential that our constructions can be generalized to generic curved spacetime backgrounds as well as self-interacting gravity, but details remain to be worked out.

VI. CONCLUSIONS

Many constructions in quantum field theories for fundamental physics on spacetime require different kinds of regularization, among which the Wick rotation plays an important role. However, it introduces complex time and therefore makes it hard to develop an intuitive understanding. It has also been known for some time to fail in important situations such as quantum field theories at constant chemical potential, relevant in particular in studies of the quark-gluon plasma in lattice QCD, and for quantum field theories on non-stationary curved backgrounds or for quantum gravity. In fact, most approaches to quantum gravity make essential use of a Wick rotation without being able to provide an independent justification.

These questions motivate us to look for alternative constructions that may fulfill the same purpose, but be applicable more generally. We have therefore developed a geometrical mapping between Minkowski spacetime and Euclidean space which, by its very nature, is not an isometry of the metric structures but relates them by implementing one of the implicit regularization features of the Wick rotation. In particular, the mapping relates non-compact hyperbolae to compact circle segments in such a way that the standard finite values are obtained in QFT-type integrals, but without using complex numbers in the metric transformation. Complex numbers may however appear in some expressions derived from the metric, such as the transformed $\sqrt{-\det(\eta_{\mu\nu})}$ after the Minkowski metric $\eta_{\mu\nu}$ is replaced by a Euclidean version. Keeping the

metric real, the geometrical nature of our transformation implies a more intuitive understanding of this regularization step. Another ingredient of our transformation is an equal treatment of space and time, both of which may change sign in a line element depending on whether we consider a timelike or spacelike region relative to the origin. Our construction therefore combines a standard Wick rotation with an alternative suggested in [10] for cosmological spacetimes, while removing any reference to complex numbers in the transformation.

Moreover, we showed that the same construction can be used to transform Minkowskian action principles to Euclidean ones, replacing complex transition amplitudes in a path integral with real statistical weights in a state sum. Compared with a Wick rotation, there are two key advantages in that (i) field theories at constant chemical potential can be treated in a real manner on the Euclidean side, for both bosonic and, with an additional ingredients from the older [5], fermionic ones, and (ii) non-stationary curved backgrounds and gravitational actions can, at least in principle, be analyzed using similar mappings generalized to curved spacetime. While much remains to be worked out in these significant applications, we believe that our examples have demonstrated early promise.

Acknowledgements

This work was supported in part by NSF grants PHY-2206591 (M.B.) and the Wilson Faculty Fellowship awarded to V.G. by the Pennsylvania State University.

Appendix A: Connection to the RBS construction

In [6], a Euclideanization procedure for the MS was proposed. Dubbed the Renormalized Blended Spacetime, or RBS, it consisted of two steps: blending and “renormalization” (not to be confused with renormalization in quantum field theory). Consider two inertial observers, one labelled “unprimed” who is stationary, and the other labelled “primed” who is moving at a constant speed v in the $+\hat{x}$ direction relative to the unprimed observer. They both observe an event whose coordinates they note down as (x_0, ct_0) (unprimed observer) and (x'_0, ct'_0) (primed observer). Let the two inertial observers adopt each other’s time coordinates of an event as their own, while retaining their original space coordinates of that event; the observers become “blended”. Invariance of the Minkowski line element then implies

$$x_0^2 + (ct_0)^2 = (x'_0)^2 + (ct'_0)^2. \quad (\text{A1})$$

Using hyperbolic coordinates (ξ_0, σ_0) of the event (x_0, ct_0) as defined in Eq. (10), the results of [6] can be expressed as

$$x_0^2 + (ct_0)^2 = (x'_0)^2 + (ct'_0)^2 = \xi_0^2 \chi^2 \quad (\text{A2})$$

with

$$\chi^2 = \cosh \alpha \cosh (2\sigma_0 - \alpha) \quad (\text{A3})$$

and

$$\cosh \alpha = \frac{1}{\sqrt{1 - v^2/c^2}}. \quad (\text{A4})$$

As suggested by the signs in (A2), this process reformulates the Lorentz boosts into Euclidean rotations while retaining the original spacetime hyperbola (defined by the constant ξ_0) describing worldlines of constant spacetime length from the origin. In the next step, by “renormalizing” the blended coordinates with χ that is a function of the relative velocity, v , between the two frames,

$$\bar{x}_0 = x/\chi, \quad \bar{t}_0 = t_0/\chi \quad (\text{A5})$$

$$\bar{x}'_0 = x'/\chi, \quad \bar{t}'_0 = t'_0/\chi \quad (\text{A6})$$

the hyperbola is transformed into a Euclidean circle of constant radius ξ_0 . With these two steps, one obtains the RBS coordinates complete with new light lines [6], but now with a Euclidean construction:

$$\bar{x}_0^2 + (c\bar{t}'_0)^2 = \bar{x}'_0{}^2 + (c\bar{t}_0)^2 = \xi_0^2. \quad (\text{A7})$$

We now note that for the special case of $v = 0$, the angle $\alpha = 0$ and the two inertial frames coincide, namely, $x_0 \rightarrow x'_0$ and $t_0 \rightarrow t'_0$. Further, $\chi = \cosh 2\sigma_0 = 1/\Omega$ (see Eq. (6)), and the Euclidean coordinates become

$$\bar{x}_0 = \Omega x_0, \quad \bar{t}_0 = \Omega t_0 \quad (\text{A8})$$

Thus the point transformation for the special case of $v = 0$ in the RBS transformation coincides with Eq. (9):

$$p_0 = (x_0, ct_0) \rightarrow \bar{p} = (\Omega x_0, \Omega ct_0) \quad (\text{A9})$$

For the points p_0 on the light lines, the discussion of the above transformation is a bit subtle (see Sec IID) and is discussed in detail in [6]. Other possible cuts of the $xt\zeta$ auxiliary space in Fig. 1 correspond to other limiting cases in the RBS. This discussion is left for future explorations.

[1] Srednicki, M., *Quantum Field Theory*. 2006, <http://www.physics.ucsb.edu/~mark/qft.html>.

[2] Coleman, S., *The Uses of Instantons*. 1979,

https://doi.org/10.1007/978-1-4684-0991-8_16

- [3] Gatttringer, C. and Langfeld, K., Approaches to the sign problem in lattice field theory, *Int. J. Mod. Phys. A* 31 (2016) 1643007, arXiv:1603.09517
- [4] Nagata, K., Finite-density lattice QCD and sign problem: current status and open problems, *Prog. Part. Nucl. Phys.* 127 (2022) 103991, arXiv:2108.12423
- [5] van Nieuwenhuizen, P. and Waldron, A., On Euclidean spinors and Wick rotations, *Phys. Lett. B* 389 (1996) 29–36, hep-th/9608174
- [6] Gopalan, V., Relativistic spacetime crystals. (2021). *Acta Crystallographica Section A: Foundations and Advances*, 77, 242–256. <https://doi.org/10.1107/S2053273321003259>.
- [7] Halvorson, H., Complementarity of representations in quantum mechanics, quant-ph/0110102
- [8] Wetterich, C., Spinors in euclidean field theory, complex structures and discrete symmetries, *Nuc. Phys. B* 852 (2011) 174–234, arXiv:1002.3556
- [9] Schwinger, J., Euclidean Quantum Electrodynamics, *Phys. Rev.* 115 (1959) 721
- [10] Gutowski, J., Mohaupt, T. and Pope, G., Cosmological Solutions, a New Wick-Rotation, and the First Law of Thermodynamics, arXiv:2008.06929