

# Examining the Mental Health Impact of Misinformation on Social Media Using a Hybrid Transformer-Based Approach

Sarvesh Arora<sup>1</sup>, Sarthak Arora<sup>1</sup>, Deepika Kumar<sup>1</sup>, Vallari Agrawal<sup>1</sup>, Vedika Gupta<sup>2</sup>, Dipit Vasdev<sup>3</sup>

<sup>1</sup>Department of Computer Science and Engineering, Bharati Vidyapeeth's College of Engineering, New Delhi 110063, India

<sup>2</sup>Jindal Global Business School, O.P. Jindal Global University, Sonapat, Haryana-131001, India.

<sup>3</sup>Department of Electrical and Computer Engineering, Tandon School of Engineering, New York University, Brooklyn, New York, USA.

[sarvesh4801@gmail.com](mailto:sarvesh4801@gmail.com), [sarthak.a2001@gmail.com](mailto:sarthak.a2001@gmail.com), [deepika.kumar@bharativedyapeeth.edu](mailto:deepika.kumar@bharativedyapeeth.edu),  
[val.agl002@gmail.com](mailto:val.agl002@gmail.com), [vedika.nit@gmail.com](mailto:vedika.nit@gmail.com), [dipitvasdevdv@gmail.com](mailto:dipitvasdevdv@gmail.com)

## ABSTRACT

Social media has significantly reshaped interpersonal communication, fostering connectivity while also enabling the proliferation of misinformation. The unchecked spread of false narratives has profound effects on mental health, contributing to increased stress, anxiety, and misinformation-driven paranoia. This study presents a hybrid transformer-based approach using a RoBERTa-LSTM classifier to detect misinformation, assess its impact on mental health, and classify disorders linked to misinformation exposure. The proposed models demonstrate accuracy rates of 98.4%, 87.8%, and 77.3% in detecting misinformation, mental health implications, and disorder classification, respectively. Furthermore, Pearson's Chi-Squared Test for Independence ( $p$ -value = 0.003871) validates the direct correlation between misinformation and deteriorating mental well-being. This study underscores the urgent need for better misinformation management strategies to mitigate its psychological repercussions. Future research could explore broader datasets incorporating linguistic, demographic, and cultural variables to deepen the understanding of misinformation-induced mental health distress.

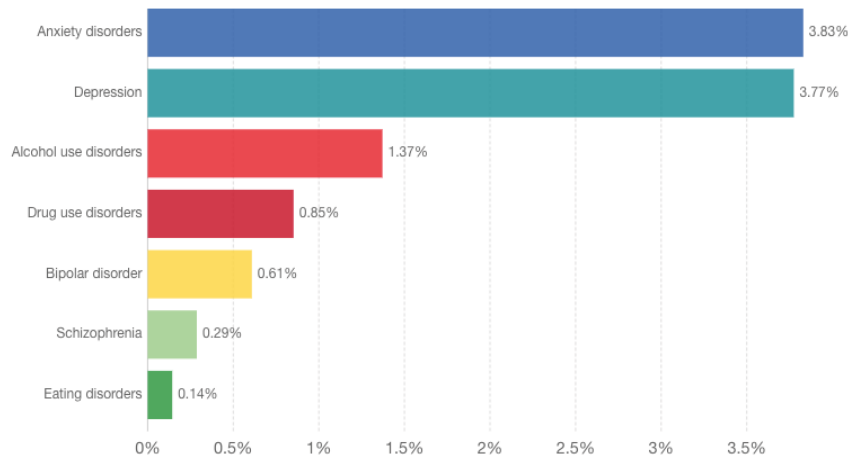
**Keywords:** Mental Health, Disorder Analysis, Deep Learning, Fake News, Social Media

---

## 1. INTRODUCTION

Human beings are inherently social creatures, who thrive on companionship. Social ties are therefore thought to have a strong impact on health and well-being [1]. In modern society, where social media has established itself as the foremost means of communication around the world, social interaction has never been more accessible [2]. It not only acts as a platform for personal communication but is also a vast repository of information to enhance professional relations, all in the palm of one's hands [3]. As such a major channel for the diffusion of news and information, social media has also become increasingly attractive and targeted for abuse and manipulation [4, 5]. The accessibility and promptness of social media platforms have greatly enabled the generation and spread of inaccurate information, commonly known as fake news, with a predominant goal of advancing political and financial agendas [6]. Owing to the inherent openness of social media platforms, there is a lack of accountability for fact-checking, allowing anyone, including news organizations, to freely share content without being held responsible for its accuracy. Trying to verify the truth of a rumour or a terrifying story gives rise to feelings of rage, distrust, anxiety, and even depression among the public [7, 8]. The effect of social media on mental health is a mixed blessing. Ironically, while it is designed to enhance connections, overuse of social media can actually heighten feelings of loneliness and isolation, worsening mental health problems such as anxiety and depression [9]. Neuropsychiatric disorders have been responsible for approximately 15% of the total worldwide disease burden, primarily caused by the long-term incapacitating effects of depression and other prevalent mental health conditions [10]. The literacy of mental health is fairly low, which reinforces the need to increase its awareness. Figure 1 represents the total share of the global population with a given mental health disorder. Approximately 275 million individuals experience anxiety disorders, which corresponds to roughly 4% of the world's population.

The prevalence of anxiety disorders varies between countries, ranging from 2.5% to 6.5% of their respective populations. Among those affected, around 62% are females, totalling approximately 170 million, while the number of male sufferers reaches 105 million [11].



**Figure 1.** Share of the global population with reported mental health disorders [11]

During these uncertain times, mental health has become not only relevant but critically important, and the spread of misinformation through influential social media posts is directly linked to increased levels of stress and anxiety [12]. To address this, various studies have employed supervised classification algorithms and deep learning techniques to identify fake news. Researchers have extensively utilized Recurrent Neural Networks (RNN) and Long Short-Term Memory (LSTM) algorithms for fake news detection [13]. Additionally, models based on Support Vector Machines (SVM), Naive Bayes, and Bidirectional Encoder Representations from Transformers (BERT) have been developed to classify posts as either factually accurate or inaccurate [14]. To detect mental health disorders, Convolutional Neural Network (CNN), Feed Forward (FF) and SVM have been the leading tools for research [15].

To address the challenges posed by misinformation on community mental health and to increase the capacity and availability of mental health support, this work proposes a three-step integrated architecture to detect fake news as acquired from Reddit, a global social media platform and analyse their psychological and mental health effects on the users by developing a hybrid based transformer model. The following is a summary of the research contributions :

1. To develop a hybrid transformer-based classifier for the individual detection of fake news, implication of mental health, and analysis of disorders.
2. To propose an integrated architecture to coalesce the three models on raw Reddit data to analyse the mental health implications of the target features.
3. To assess the performance of the proposed model against existing algorithms on the basis of precision, recall, f-1 score and accuracy.
4. To examine the interdependence between the features of interest using statistical test validation.

The structure of the paper is as follows: Section 2 offers a comprehensive review of state-of-the-art methodologies and highlights recent advancements in the field. Section 3 describes the materials and methods used in the research. Section 4 provides a detailed explanation of the proposed integrated model architecture. The results have been presented in Section 5 along with the subsequent analyses followed by Section 6 which statistically explores the significance of methodology. Section 7 reflects upon implications for academia and industry. Section 8 concludes the paper.

## 2. LITERATURE SURVEY

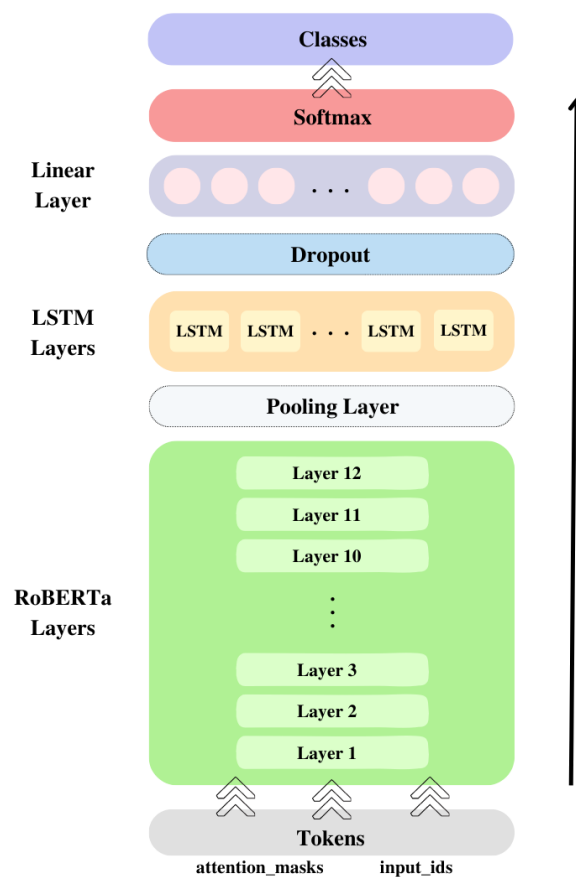
Patterns and characteristics of fake news have been identified by previous works, allowing for more effective detection and prevention. By using algorithms and data analysis, machine learning can help to distinguish between real and fake news, which is especially important in the current climate of polarised views and information overload. Fake news has been identified through detailed linguistic analysis combined with the Bag-of-words technique and the k-nearest neighbor (KNN) algorithm. This process involved text normalization and feature extraction applied to the 2016 US presidential elections dataset, achieving a 92% accuracy rate in filtering out fake social media posts [16-18]. Researchers developed a Model (named Social Article Fusion (SAF) to extract linguistic aspects of news content along with Recurrent Neural Network (RNN) and Long-Short Term Memory (LSTM) algorithms to extract features of social context and engagements in order to recognize fake news with 74% accuracy [13,19,20]. Research has also been conducted by employing RNN models (named vanilla and GRU), LSTMs and Convolutional Neural Network (CNN), as well as a hybrid model combining the CNN and GRU models. The GRU model, which is based on RNN, had the highest accuracy of 89%. However, the CNN model was observed to be 5 times faster than the RNN model [21-23]. Methods based on natural language processing along with the Random forest (RF) algorithm have been implemented on Moroccan social media posts to detect fake news. For all four measures, the RF algorithm outperforms all other models. Compared to Support Vector Machine (SVM), the RF model has a 79% accuracy (72% for SVM). RF had a memory rate of up to 100%, whereas Decision Tree (DT) had a recall rate of 94%. RF has an F1-score of 83% and a precision of 85%. 37% of the 2000 posts in the test dataset were categorised as false using this technique [24-26]. The accuracy of the Naïve Bayes (NB), Maximum Entropy (ME), and SVM models reached approximately 80% when utilizing n-gram and bigram models, while ensemble and hybrid method-bases algorithms accomplished an accuracy of 85% [14, 27]. Researchers have employed basic natural text processing, which includes techniques of TF-IDF, bag of words, tokenization, and removal of stop words, followed by classification with SVM and RF algorithms, and concluded the SVM approach as the most rational one with an accuracy of 94% [28]. To construct a diffusion network using Twitter data, a Logistic Regression (LR) model was employed by utilizing a classification framework and incorporating a multi-layer structure of Twitter diffusion networks. The network consisted of multiple layers, and various structural characteristics (such as network density, the count of strong/weak connected components, and diameter) were computed separately for each layer. This approach allowed for the separation and analysis of different tweets, retweets, mentions, replies, and quotes. This model was applied to two distinct Twitter datasets containing tweets from the United States and Italy in 2019, achieving accuracies as high as 94% [29, 30]. Additionally, researchers attained 94% accuracy in fake news detection by developing a proprietary semi-supervised model called ENDEMIC, which utilizes exogenous and endogenous signals linked to posts through BERT and Bi-directional LSTM (Bi-LSTM) algorithms [31, 32]. Apuke and Omar evaluated the predictions of sharing of fake news about by applying Structural equation modelling (SEM), where the results indicated that both Skewness and kurtosis were significant. [33]. Baek et al. missioned on finding user motivations for link sharing on Facebook using Logistic Regression and discovered that it expands SNS roles [34].

Early detection and intervention for mental health problems are crucial. Individuals facing mental health challenges can experience significant relief through timely identification, precise diagnosis, and effective treatment [35]. Mental health disorders, such as depression, anxiety, bipolar, borderline personality disorder (BPD), schizophrenia and autism have been detected by developing six independent binary classification models using social media data by employing XGBoost and CNN, which observed highest accuracies of 94.91% and 96.96% respectively for autism [36]. A multimodal model composed of two CNNs was developed for modelling fMRI and sMRI modalities to predict attention-deficit/hyperactivity disorder (ADHD), with accuracy of 66.04% and 65.86% respectively [37]. Social media posts related to mental health have been detected and further classified based on 11 disorder themes has been proposed using CNN, Feed Forward (FF), a linear classifier and SVM with accuracies of 91.08%, 90.79%, 85.84% and 86% respectively [15]. A novel hybrid model has been proposed, with a factor graph model and CNN to utilize the content of tweets and information about social interactions to detect and identify stress with an accuracy of 91.55% [38]. A Multimodal Deep Denoising Autoencoder (multiDDAE) and a Paragraph Vector (PV) have been fused and fed into Multitask Deep Neural Network (DNN) to detect bipolar disorder and depression with accuracies of





term dependencies in the input sequence. The LSTM layers has multiple hidden neurons and is composed of a few layers, which allows the model to effectively capture complex relationships between input tokens. To prevent overfitting, the model includes a dropout layer, which randomly drops out nodes during training. This layer helps to prevent the model from memorising the training data and instead encourages it to learn generalizable patterns. For the final classification step, a fully connected linear layer was utilized. This layer mapped the LSTM output to the appropriate number of output classes. To obtain class probabilities, the model employed the softmax activation function, converting the raw logits into interpretable probabilities. These probabilities provided insights into the model's confidence in each class prediction Overall, the RoBERTa-LSTM Classifier is a powerful model for text classification tasks that can leverage the strengths of pre-trained language models and LSTMs to effectively capture complex relationships in input sequences. The model is trained using a combination of supervised learning and backpropagation, and the weights are updated during training to minimize the loss function.



**Figure 3.** RoBERTa-LSTM Classifier

#### 4.2 Integrated Model Architecture For The Mental Health Implications Of Fake News Posts

This study aims to explore the mental health implications of fake news using a three-step learning approach. The process involves: (1) differentiating news posts to identify whether they are real or fake, (2) determining whether the posts indicate deteriorating mental health, and (3) classifying the disorders implied by these posts. While each individual model presents substantial research opportunities, their integration into a unified system enables deeper psychological analysis of the negative impacts of social media.

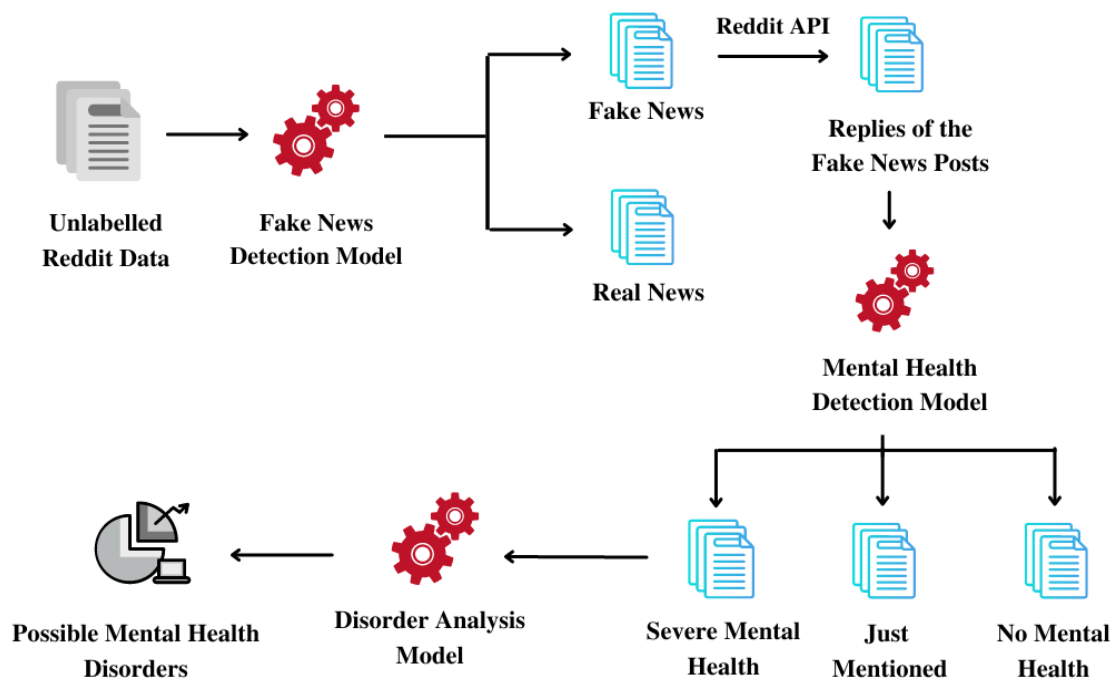
However, there is no existing dataset that consolidates all three components. The datasets currently used for training the individual models have limitations, such as insufficient global representation and potential biases related to age, regional backgrounds, and cultural perspectives.

To provide unbiased and unfiltered social media data, this research utilized the Reddit API to extract 8,000 informational posts from subreddits such as news, info, information, and world news, using Python’s PRAW package. The raw data was rigorously cleaned and pre-processed following methods previously implemented for existing datasets.

The cleaned dataset was first processed by a trained fake news detection model using a RoBERTa-LSTM classifier, which classified each post as real or fake. In alignment with the study’s objectives, the fake posts were extracted for further analysis. To evaluate whether these posts reflect mental health concerns among users, the study analyzed responses to these posts by collecting replies via the Reddit API.

The replies associated with the filtered fake posts were then analyzed using a trained mental health implication model. This model classified the replies based on underlying mental health outcomes. Finally, replies indicative of mental health issues were processed through a disorder analysis model, which classified them into specific mental health conditions, such as anxiety, borderline personality disorder (BPD), bipolar disorder, depression, and other illnesses, using the RoBERTa-LSTM classifier [47].

The integrated framework of this architecture is illustrated in Figure 4.



**Figure 4.** Proposed Integrated Model Architecture

## 5. Result And Analysis

### 5.1 Experimental Setup

This research was carried out on a system with a total disk storage capacity of 78.2 GB, 12.7 GB of system RAM, and an NVIDIA-SMI GPU with 15 GB of memory. The models utilized in this study were developed using Python’s PRAW package to retrieve Reddit posts in real-time through the Reddit API. Access to the API was facilitated using access tokens and consumer keys obtained via a Reddit developer account.

### 5.2 Evaluation Metrics

The proposed method and its associated algorithms were assessed using precision, recall, F1-score, and accuracy. These metrics were calculated based on the values of True Positives (TPos), True Negatives (TNeg), False Positives (FPos), and False Negatives (FNeg), as defined in Equations 1–4. Commonly employed in classification tasks, these metrics assess the model's ability to accurately predict the target variable.

$$Precision = \frac{TPos}{(TPos + FPos)} \quad (1)$$

$$Recall = \frac{TPos}{(TPos + FNeg)} \quad (2)$$

$$F - Measure = \frac{(2 * Precision * Recall)}{(Precision + Recall)} \quad (3)$$

$$Accuracy = \frac{Number\ of\ Correct\ Predictions}{Total\ Number\ of\ Predictions} \quad (4)$$

## 5.3 RESULTS

In this study, a three-step learning model has been integrated: first, Reddit posts are classified as either factual or deceptive; next, mental health implications are identified from the replies retrieved in response to the deceptive posts; and last, mental health disorders are classified. The accuracy score has been selected as the main evaluation criterion, despite the fact that the performance of the suggested RoBERTa-LSTM transformer model has been assessed against several algorithms employing precision, recall, f-1 score, and accuracy. The results and analysis of the suggested methodology are covered in depth in the subsections that follow.

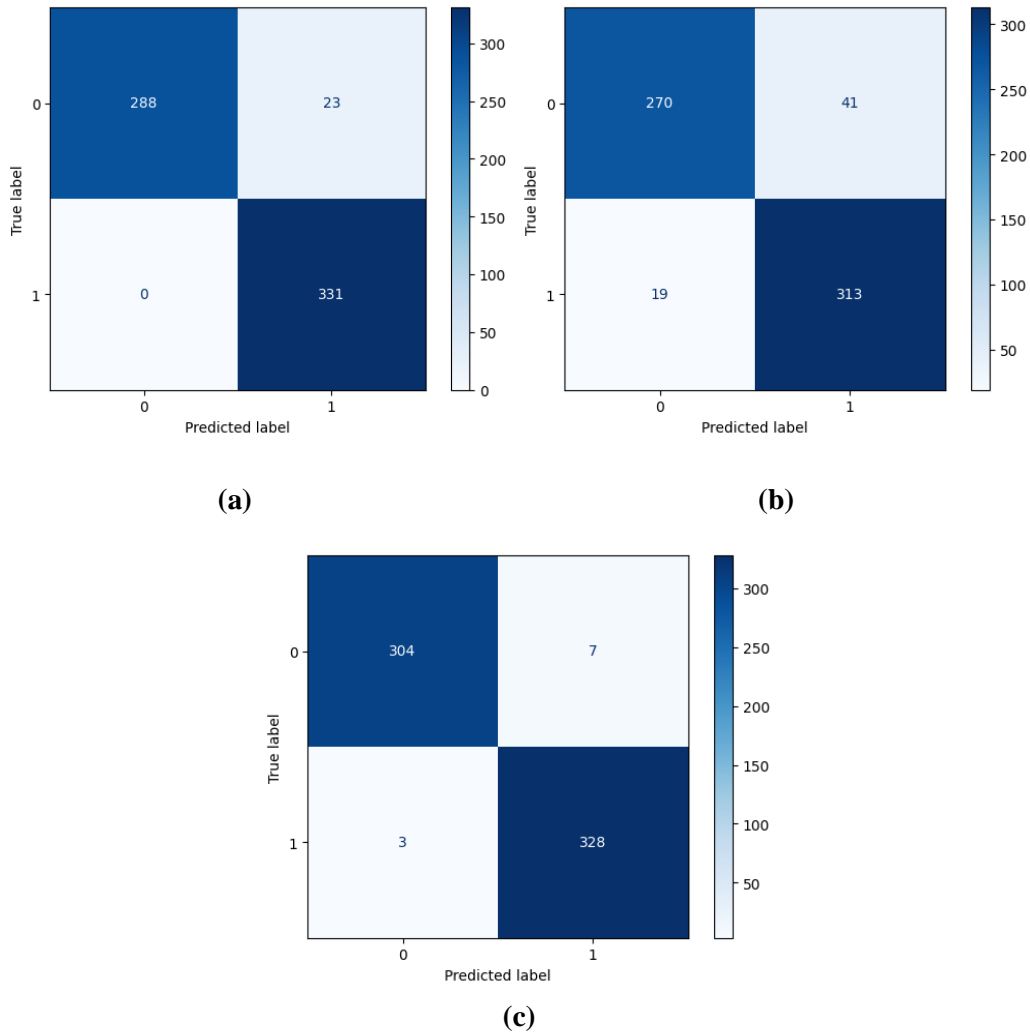
### 5.3.1 Hybrid Approach for Fake News Detection

To evaluate the performance of the proposed RoBERTa-LSTM model in detecting fake news posts, the models were trained on a structured dataset comprising 3,060 fake posts and 3,360 real posts. A comparative analysis was conducted against the standalone RoBERTa and LSTM models. As presented in Table 2, the hybrid RoBERTa-LSTM model demonstrates superior performance, achieving higher precision, recall, and F1-score. This effectiveness is further reflected in its 98.4% testing accuracy. Figure 5 provides confusion matrix visualizations for each model, highlighting their classification performance.

**Table 2.** Comparative Analysis of Fake News Detection Model

Model	Precision	Recall	F1-Score	Accuracy (%)
RoBERTa	0.967	0.964	0.964	96.4
LSTM	0.889	0.885	0.886	88.5
RoBERTa-LSTM	0.984	0.984	0.984	98.4





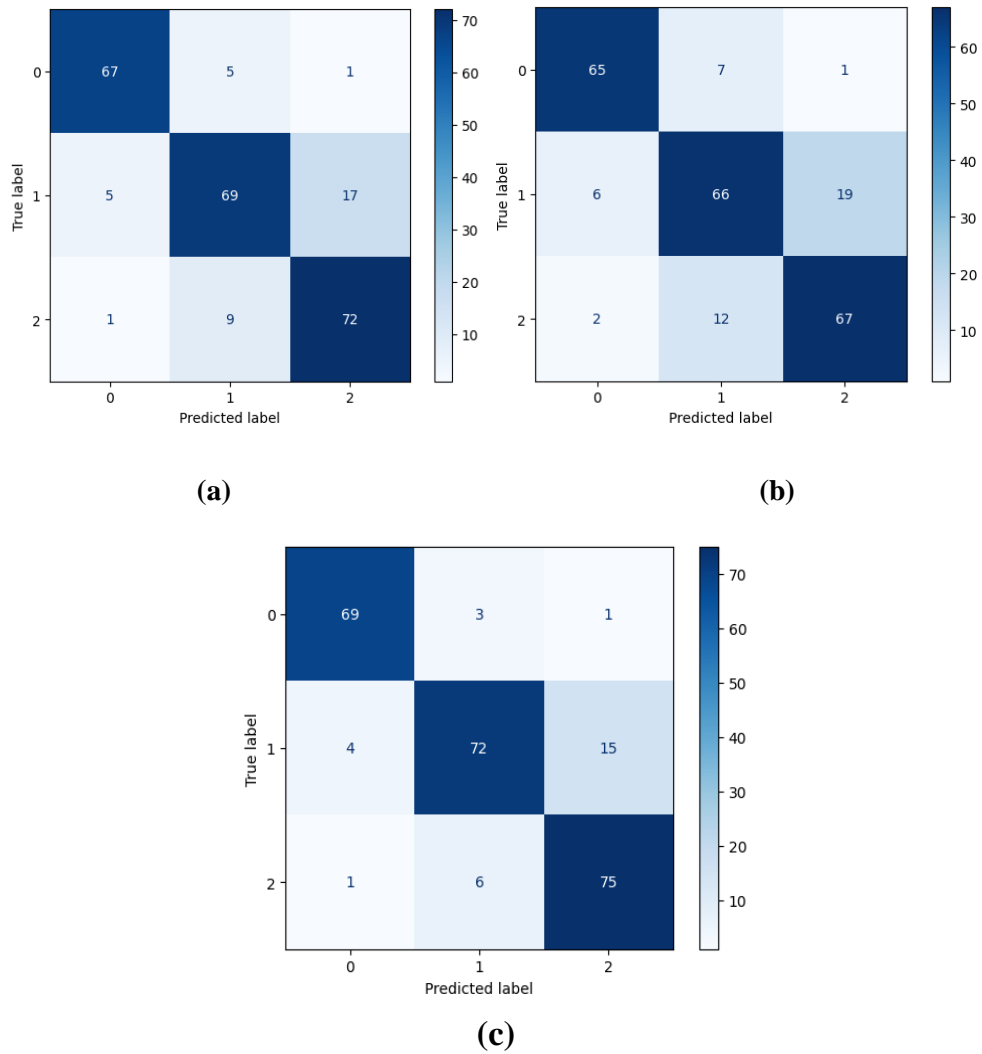
**Figure 5.** Confusion Matrix of (a) RoBERTa, (b) LSTM and (c) RoBERTa-LSTM; for Fake News Detection

### 5.3.2 MENTAL HEALTH IMPLICATION MODEL

A similar methodology to the previous model was applied for classifying posts based on their mental health implications. The resulting comparative analysis is presented in Table 3. The proposed RoBERTa-LSTM model achieved a testing accuracy of 87.8%, surpassing all other models. Additional metrics, including precision, recall, and F1-score, are also detailed. The confusion matrix plots for all three models are illustrated in Figure 6.

**Table 3.** Comparative Analysis of Mental Health Implication Model

Model	Precision	Recall	F1-Score	Accuracy (%)
RoBERTa	0.849	0.845	0.846	84.5
LSTM	0.812	0.808	0.807	80.8
RoBERTa-LSTM	0.883	0.878	0.879	87.8



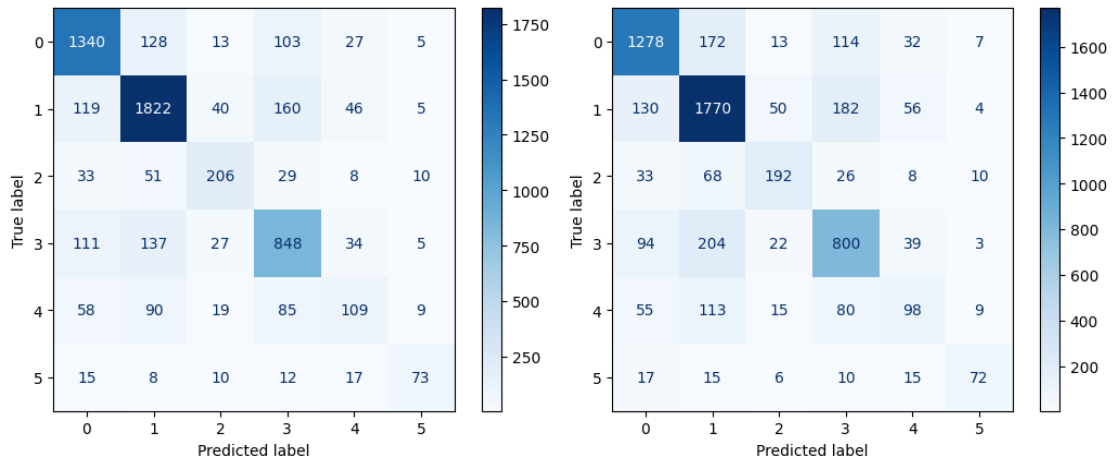
**Figure 6.** Confusion Matrix of (a) RoBERTa, (b) LSTM and (c) RoBERTa-LSTM; for Mental Health Implication

### 5.3.3 DISORDER ANALYSIS MODEL

The proposed RoBERTa-LSTM model has once again been employed to classify various mental health disorders, achieving a testing accuracy of 77.3%. Additional performance metrics, including precision, recall, and F1-score, are detailed in Table 4. Figure 7 illustrates the confusion matrix plots for each model, providing a visual representation of their classification performance.

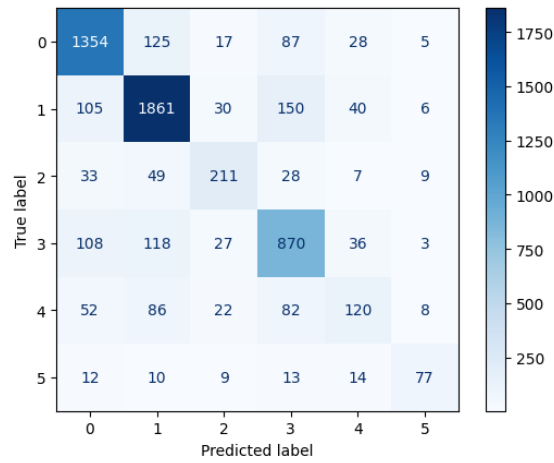
**Table 4.** Comparative Analysis of Mental Health Disorder Analysis Models

Model	Precision	Recall	F1-Score	Accuracy (%)
RoBERTa	0.749	0.756	0.752	75.7
LSTM	0.717	0.724	0.719	72.4
RoBERTa-LSTM	0.764	0.773	0.766	77.3



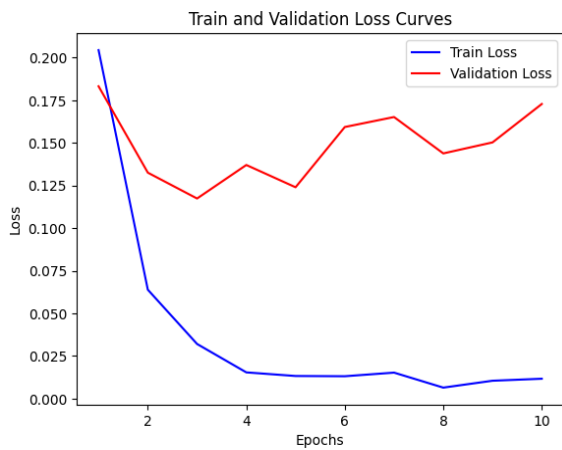
(a)

(b)

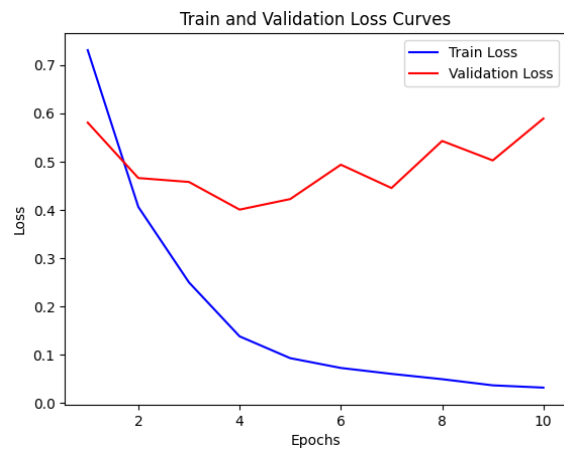


(c)

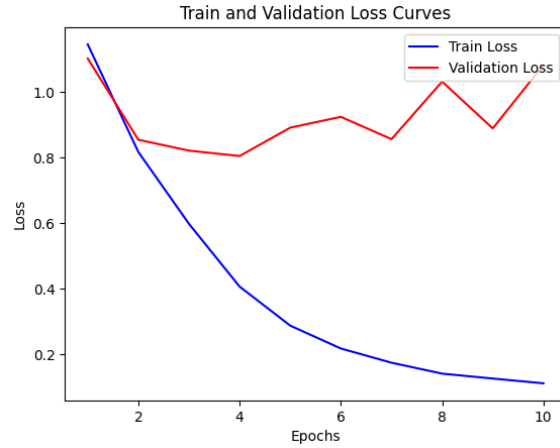
**Figure 7.** Confusion Matrix of (a) RoBERTa, (b) LSTM and (c) RoBERTa-LSTM for Mental Health Disorder Analysis



(a)

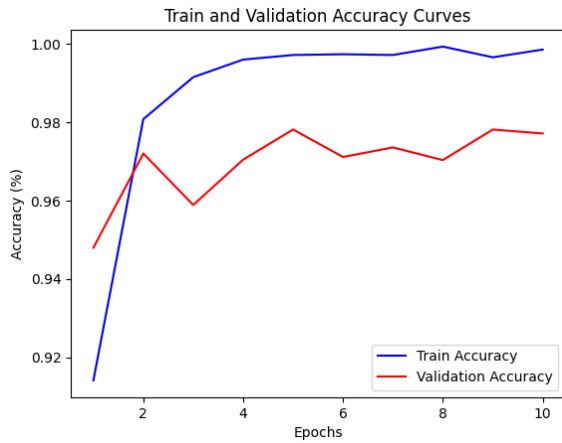


(b)

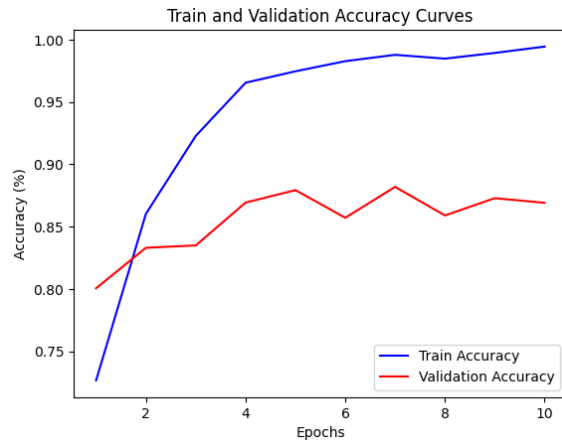


(c)

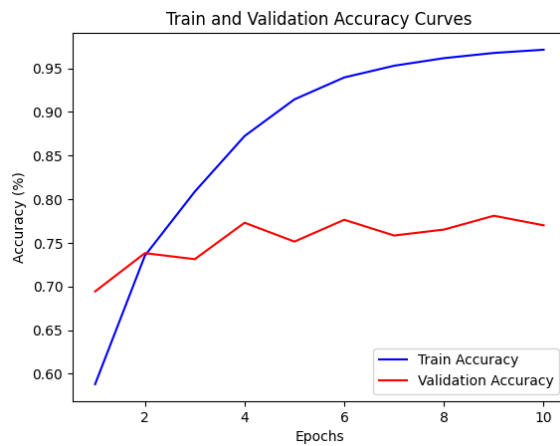
**Figure 8.** Train (in blue) and Validation (in red) Loss Curves of Roberta-LSTM for (a) Fake News Detection, (b) Mental Health Implication and (c) Disorder Analysis Models



(a)



(b)



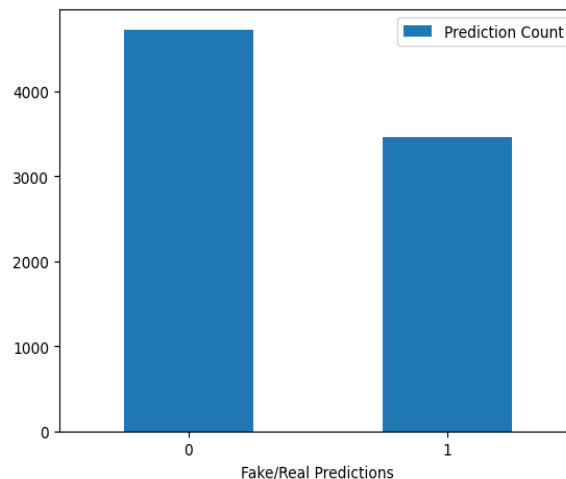
(c)

**Figure 9.** Train Accuracy (in blue) and Validation Accuracy (in red) Curves of Roberta-LSTM for (a) Fake News Detection, (b) Mental Health Implication and (c) Disorder Analysis Models

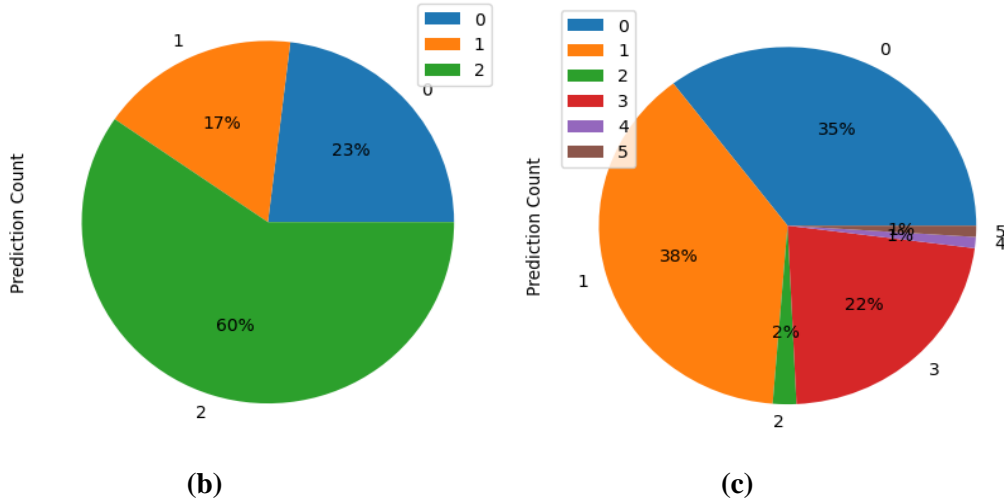
The datasets employed for the Fake News Detection, Mental Health Implication and Disorder Analysis models have each been split into an 80:10:10 ratio to generate Training Set, Testing Set and Validation Set respectively to ensure the model's effectiveness in practical scenarios. The loss function values have been employed to measure the discrepancies between the speculated output and the actual values for each model using the RoBERTa-LSTM Classifier. The training and validation loss curves for each model have been presented in Figure 8, while training and validation accuracy curves for each model have been presented in Figure 9.

#### 5.4. Analysis Of The Integrated Model For The Mental Health Implications Of Fake News

To analyze the mental health implications of fake social media posts, this paper has used a raw, unlabelled dataset of 8000 news posts fetched using the Reddit API. These posts, after being rigorously cleaned, were first subjected to the Fake News Detection Model. Based on the reliability of the facts of these posts, the outcome of this model differentiates it into 'fake' (labelled as 0) or 'real' (labelled as 1) as represented in Figure 9(a). As observed, roughly 4800 posts have been determined as 'fake' and 3200 as 'real'. In order to examine the repercussions of fake news on the users, the consequent replies of the fake news were fetched using the Reddit API and subsequently fed into the mental health implication model. Here, it was checked whether the posts had any implications of mental health problems, by categorizing the posts as having no indication for mental health (labelled as 0), posts mentioning mental health as expressions of sarcasm and annoyance (labelled as 1) and posts strongly indicative of mental health problems (labelled as 2). The results of this model, as presented in Figure 9(b), observe the highest count in posts indicative of mental health with a factor of 50% of the total replies, suggesting that deteriorating mental health is a direct cause of fake news. Finally, to assess the health disorders that can be caused by the fake posts, these replies were then subjected to the Disorder Analysis model, where they were classified into the health challenges they infer : anxiety (labelled as 0), BPD (labelled as 1), bipolar (labelled as 2), depression (labelled as 3), schizophrenia (labelled as 4) and other mental illnesses (labelled as 5). The evaluated percentage of each disorder has been presented in Figure 9(c), with BPD as the highest recorded disorder at 38%, followed by anxiety at 35% and depression at 22%, with bipolar, schizophrenia and other illnesses at negligible values. The disparity between posts indicative of mental health disorders with those non-indicative of them brings to light the reality of the mental health implications of fake news on social media.



(a)



**Figure 10.** Distribution of Raw Reddit Data for (a) Fake News Detection Model (b) Mental Health Implication Model (c) Disorder Analysis Model

## 6. STATISTICAL TEST VALIDATION

The main objective of this research was to investigate the prevalence of mental health issues and their impact on social media users due to fake news. To achieve a seamless integration of these two aspects, it was essential to determine whether the two categorical variables are interdependent. The absence of a connection would have prevented their convergence and rendered the results insignificant. To evaluate the significance of the relationship between fake news and mental health, and to establish that poor mental health is a direct consequence of deceptive information, this study employed Pearson's Chi-Squared Test for Independence, a statistical hypothesis method used to test the dependency between the two variables. This test was implemented in Python and used the Scipy module to examine the Contingency Table generated by the integrated model architecture, as shown in Table 5. This table is a crosstab between variables in the form of a 2x3 matrix. From the replies of the fake posts that were fetched from Reddit, 2554 replies indicate no mental health indication (0), 1907 indicate the use of mental health as sarcasm or expressions of annoyance (1), and 6203 indicate severe mental health implication (2). Similarly, for the replies of the posts that have been classified as real, 2305, 1578 and 4992 replies have been fetched respectively.

**Table 5.** Contingency Table

	0	1	2	Total
Fake	2554	1907	6203	10664
Real	2305	1578	4992	8875
Total	4859	3485	11195	19539

The Null Hypothesis ( $H_0$ ) serves as the foundational tool for this evaluation.  $H_0$  posits that there is no significant relationship between the two variables, and such a relationship can only be established if  $H_0$  is rejected. The p-value method was employed to analyze the test results, using a standard significance level or alpha value of 0.05 as the threshold. For  $H_0$  to be rejected and to conclude a dependency between the two models, the calculated p-value must be strictly less than

the alpha value.

In this case, the data presented in Table 5 indicates a p-value of 0.003871, which is significantly lower than the standard alpha value. According to the Null Hypothesis, this p-value leads to the rejection of H0, thereby indicating a meaningful relationship between fake news and mental health.

Similar to the p-value approach, the chi-squared statistic ( $\chi^2$ ) compares each observed value (O) in the contingency table with its corresponding calculated value (C) using Equation 5. The contingency table's calculated values, shown in Table 6, were used to compute the chi-squared statistic as outlined in Equation 6.

$$\chi^2 = \frac{(\text{row total} \times \text{column total})}{\text{grand total}} \quad (5)$$

**Table 6.** Calculated Values

	0	1	2	Total
Fake	2651.95	1902.04	6110.01	10664
Real	2207.05	1582.96	5084.99	8875
Total	4859	3485	11195	19539

$$\chi^2 = \sum \left\{ \frac{(\text{Observed}_i - \text{Calculated}_i)^2}{\text{Calculated}_i} \right\} \quad (6)$$

The calculated  $\chi^2$  value is 11.1084. This method compares the computed  $\chi^2$  value against a standard critical value of the chi-squared statistic to evaluate its significance. The Null Hypothesis (H0) is rejected if the calculated  $\chi^2$  value surpasses the critical value. As indicated in Table 7, with a degree of freedom of 2—determined by the dimensions of the contingency matrix—the critical  $\chi^2$  value is 5.991. Since the calculated  $\chi^2$  value exceeds this threshold, H0 is rejected, confirming a dependent relationship between the two categorical variables. This result demonstrates that the dissemination of misinformation on global social media platforms, which reach millions of users, directly affects mental health.

**Table 7.** Outcomes of the Chi-Squared Test

Outcomes	
Alpha Value	0.05
p - value	0.003871
Degree of Freedom	2
Critical Value of $\chi^2$	5.991
Calculated Value of $\chi^2$	11.1084

## 7. Implications for industry and academia

The kind of work put forward in this research promotes advancement in the knowledge pool. The research enhances scholarly comprehension of the convergence of social media, misinformation, and psychological well-being. It provides insights into the possible ramifications of misleading information on individuals' mental health. Prior studies have demonstrated the role of violent and hostile content on social media in shaping public discourse and affecting user behavior. For instance, research on detecting violent incidents in scarce resource social media texts has highlighted the need for automated mechanisms to recognize harmful content and mitigate its psychological impact [48]. The findings from such studies reinforce the necessity of developing robust content moderation techniques, such as the hybrid transformer-based RoBERTa-LSTM classifier and integrated architecture proposed in this paper.

This methodology provides a framework for academicians to investigate and expand upon these methodologies for future developments in the field. The suggested hybrid paradigm offers practical utility for industry professionals engaged in the creation of content moderation algorithms. Platforms have the potential to improve their capacity to detect and minimize the negative effects of false information on users' mental well-being. Additionally, research on hostility management strategies has emphasized the importance of designing intervention systems to address offensive and harmful narratives online [49]. Integrating such methodologies into content moderation policies can significantly enhance user safety and well-being.

Moreover, the study highlights potential topics for additional investigation, such as the incorporation of a more varied dataset. This aligns with research that explores opinion polarity detection and sentiment analysis, particularly in user-generated content such as movie reviews, which demonstrates how different perspectives can be automatically classified for better content understanding [50]. Scholars can investigate these prospects to enhance their comprehension of the worldwide ramifications of the false news epidemic on mental well-being. Social media platforms and IT corporations can utilize these insights to prioritize the welfare of their users. This may entail incorporating functionalities or interventions designed to mitigate the spread of detrimental disinformation and provide mental health assistance.

Furthermore, researchers and academics in this field have the ability to verify and reproduce the results using comparable or alternative approaches. Ensuring reproducibility is essential for confirming the reliability and strength of the findings. In this context, studies on South Asian language hate speech detection have provided valuable insights into dataset creation, task formulation, and benchmarking methodologies for NLP models in misinformation and harmful speech detection [51]. Given the linguistic and cultural diversity in online discussions, ensuring that misinformation detection techniques generalize across multiple languages remains a significant challenge for future research.

The study combines components of natural language processing (NLP), machine learning, and mental health analysis. This multidisciplinary approach has the potential to foster collaboration among researchers from many domains. With advancements in computational resources, such as tensor processing units (TPUs), models for natural language inference problems have demonstrated significant improvements in identifying relationships between statements, an approach that could be useful in verifying the credibility of online claims [52]. Integrating such computational advancements could enhance misinformation detection systems by enabling more complex inferential reasoning.



The research highlights the possible negative consequences of unrestricted expression on social media sites. Industry practitioners should reassess regulations and guidelines to achieve a harmonious equilibrium between freedom of speech and minimizing the adverse effects of misinformation. Furthermore, researchers have the opportunity to explore the ethical implications of utilizing AI technologies in mental health analysis by analyzing data from social media. This encompasses factors pertaining to privacy, consent, and the ethical utilization of AI in delicate sectors.

Overall, this research has the capacity to influence scholarly discussions, stimulate additional research, and impact industrial protocols by offering insights into the intricate connection between misinformation, social media, and psychological well-being. It promotes a comprehensive viewpoint that takes into account the social consequences of technological progress.

## 8. Conclusion And Future Scope

Technology has changed the way we live, work, and socialize. While social media has brought the world closer together, its use in the spreading of misinformation for the sake of external propaganda has actively contributed to increased distress and harm. This study offers a comprehensive examination of the psychological consequences of misinformation dissemination on the general public, emphasizing the necessity for mental health analysis as a direct outcome. A novel RoBERTa-LSTM classifier has been introduced, achieving accuracies of 98.4%, 87.8%, and 77.3% for fake news detection, mental health implications, and disorder analysis, respectively. The three models were integrated and applied to unlabelled and unbiased Reddit data to assess the mental health impact of fake news on social media. The findings revealed that a substantial proportion of fake news posts were strongly correlated with mental health implications, with a wide range of mental health disorders identified. This relationship was further validated using Pearson's Chi-Squared Test for Independence, where the obtained p-value of 0.003871, significantly below the standard alpha threshold of 0.05, confirmed the interdependence between fake news and mental health. This research not only provides a foundation for individuals to seek mental health support but also equips institutions with the tools to deliver care and outreach during challenging periods. Most importantly, it highlights the negative consequences of free speech, which serves as the guiding principle for social media platforms like Reddit. This work underscores both the importance and relevance of analyzing the mental health impacts of fake news. Future research can expand on this by incorporating a more diverse dataset, considering factors such as language, gender, and ethnicity, to better understand the global implications of the fake news epidemic.

## REFERENCES

1. H. Garg, S. Jhunthra, R. Goel, S. Sharma, V. Gupta, R. Sharma, and P. Dass, "Understanding user polarisation regarding COVID-19 vaccines through social network analysis," *Journal of Discrete Mathematical Sciences and Cryptography*, vol. 27, no. 8, pp. 2301–2336, 2024, doi: 10.47974/jdm-sc-1859.
2. R. Piryani, V. Gupta, and V. K. Singh, "Generating aspect-based extractive opinion summary: Drawing inferences from social media texts," *Computación y Sistemas*, vol. 22, no. 1, pp. 83–91, 2018.
3. S. Dhingra, R. Arora, P. Katariya, A. Kumar, V. Gupta, and N. Jain, "Understanding emotional health sustainability amidst COVID-19 imposed lockdown," in *Sustainability Measures for COVID-19 Pandemic*, pp. 211–235, 2021.
4. M. Conover, J. Ratkiewicz, M. Francisco, B. Gonçalves, A. Flammini, and F. Menczer. Political polarization on twitter. In *Proc. 5th International AAAI Conference on Weblogs and Social Media (ICWSM)*, 2011.
5. M. D. Conover, B. Gonçalves, A. Flammini, and F. Menczer. Partisan asymmetries in online political activity. *EPJ Data Science*, 1:6, 2012

6. P. Katariya, V. Gupta, R. Arora, A. Kumar, S. Dhingra, Q. Xin, and J. Hemanth, "A deep neural network-based approach for fake news detection in regional language," *Int. J. Web Inf. Syst.*, vol. 18, no. 5/6, pp. 286–309, 2022.
7. Sharma, D., Gupta, V., Singh, V. K., & Chakravarthi, B. R. (2025). Stop the Hate, Spread the Hope: An Ensemble Model for Hope Speech Detection in English and Dravidian Languages. *ACM Transactions on Asian and Low-Resource Language Information Processing*.
8. The American Psychiatric Association. Press Release: Americans Say They are More Anxious than a Year Ago; Baby Boomers Report Greatest Increase in Anxiety. New York, May 7, 2018. Available at: <https://www.psychiatry.org/newsroom/news-releases/americans-say-they-are-more-anxious-than-a-year-ago-baby-boomers-report-greatest-increase-in-anxiety> Accessed April 1, 2019.
9. Raman, Shatakshi, Vedika Gupta, Preeti Nagrath, and K. C. Santosh. "Hate and aggression analysis in NLP with explainable AI." *International Journal of Pattern Recognition and Artificial Intelligence* 36, no. 15 (2022): 2259036.
10. WHO. *International Statistical Classification of Diseases and Related Health Problems*, 10th revision. Geneva, Switzerland: World Health Organization, 1992–94.
11. <https://www.weforum.org/agenda/2019/01/this-is-the-worlds-biggest-mental-health-problem/>
12. Xiong J, Lipsitz O, Nasri F, Lui LMW, Gill H, Phan L, Chen-Li D, Iacobucci M, Ho R, Majeed A, McIntyre RS. Impact of COVID-19 pandemic on mental health in the general population: A systematic review. *J Affect Disord.* 2020 Dec 1;277:55-64. doi: 10.1016/j.jad.2020.08.001. Epub 2020 Aug 8. PMID: 32799105; PMCID: PMC7413844.
13. Shu, K., Mahudeswaran, D. & Liu, H. FakeNewsTracker: a tool for fake news collection, detection, and visualization. *Comput Math Organ Theory* 25, 60–71 (2019). <https://doi.org/10.1007/s10588-018-09280-3>
14. Abdullah Alsaeedi and Mohammad Zubair Khan, "A Study on Sentiment Analysis Techniques of Twitter Data" *International Journal of Advanced Computer Science and Applications(IJACSA)*, 10(2), 2019.
15. Gkotsis, G., Oellrich, A., Velupillai, S., Liakata, M., Hubbard, T. J. P., Dobson, R. J. B., & Dutta, R. (2017). Characterisation of mental health conditions in social media using Informed Deep Learning. *Scientific Reports*, 7(1). doi:10.1038/srep45141
16. A. Dey, R. Z. Rafi, S. Hasan Parash, S. K. Arko and A. Chakrabarty, "Fake News Pattern Recognition using Linguistic Analysis," 2018 Joint 7th International Conference on Informatics, Electronics & Vision (ICIEV) and 2018 2nd International Conference on Imaging, Vision & Pattern Recognition (icIVPR), 2018, pp. 305-309, doi: 10.1109/ICIEV.2018.8641018.
17. Zhang, Y., Jin, R. & Zhou, ZH. Understanding bag-of-words model: a statistical framework. *Int. J. Mach. Learn. & Cyber.* 1, 43–52 (2010). <https://doi.org/10.1007/s13042-010-0001-0>
18. Kramer, O. (2013). K-Nearest Neighbors. In: *Dimensionality Reduction with Unsupervised Nearest Neighbors*. Intelligent Systems Reference Library, vol 51. Springer, Berlin, Heidelberg. [https://doi.org/10.1007/978-3-642-38652-7\\_2](https://doi.org/10.1007/978-3-642-38652-7_2)
19. Graves, A. (2012). Long Short-Term Memory. In: *Supervised Sequence Labelling with Recurrent Neural Networks*. Studies in Computational Intelligence, vol 385. Springer, Berlin, Heidelberg. [https://doi.org/10.1007/978-3-642-24797-2\\_4](https://doi.org/10.1007/978-3-642-24797-2_4)
20. Medsker, L. R., & Jain, L. C. (2001). Recurrent neural networks. *Design and Applications*, 5, 64-67.
21. Dey, R., & Salem, F. M. (2017, August). Gate-variants of gated recurrent unit (GRU) neural networks. In 2017 IEEE 60th international midwest symposium on circuits and systems (MWSCAS) (pp. 1597-1600). IEEE.
22. O'Shea, K., & Nash, R. (2015). An introduction to convolutional neural networks. arXiv preprint arXiv:1511.08458.
23. S. Girgis, E. Amer and M. Gadallah, "Deep Learning Algorithms for Detecting Fake News in Online Text," 2018 13th International Conference on Computer Engineering and Systems (ICCES), 2018, pp. 93-97, doi: 10.1109/ICCES.2018.8639198
24. Youness Madani, Mohammed Erritali, Belaid Bouikhalene, Using artificial intelligence techniques for detecting Covid-19 epidemic fake news in Moroccan tweets, *Results in Physics*, Volume 25, 2021, 104266, ISSN 2211-3797, <https://doi.org/10.1016/j.rinp.2021.104266>.
25. Biau, G., & Scornet, E. (2016). A random forest guided tour. *Test*, 25, 197-227.
26. Noble, W. S. (2006). What is a support vector machine?. *Nature biotechnology*, 24(12), 1565-1567.
27. Rish, I. (2001, August). An empirical study of the naive Bayes classifier. In *IJCAI 2001 workshop on empirical methods in artificial intelligence* (Vol. 3, No. 22, pp. 41-46).
28. Sinha, Amisha & Raval, Mohnish & S, Sindhu. (2021). Machine Learning Based Detection of Deceptive Tweets on Covid-19. *International Journal of Engineering and Advanced Technology*. 10. 375-380. 10.35940/ijeat.E2831.0610521.

29. Pierri, F., Piccardi, C. & Ceri, S. A multi-layer approach to disinformation detection in US and Italian news spreading on Twitter. *EPJ Data Sci.* 9, 35 (2020). <https://doi.org/10.1140/epjds/s13688-020-00253-8>
30. LaValley, M. P. (2008). Logistic regression. *Circulation*, 117(18), 2395-2399.
31. Bansal R., Paka W.S., Nidhi, Sengupta S., Chakraborty T. (2021) Combining Exogenous and Endogenous Signals with a Semi-supervised Co-attention Network for Early Detection of COVID-19 Fake Tweets. In: Karlapalem K. et al. (eds) *Advances in Knowledge Discovery and Data Mining. PAKDD 2021. Lecture Notes in Computer Science*, vol 12712. Springer, Cham. [https://doi.org/10.1007/978-3-030-75762-5\\_16](https://doi.org/10.1007/978-3-030-75762-5_16)
32. Li, F., Jin, Y., Liu, W., Rawat, B. P. S., Cai, P., & Yu, H. (2019). Fine-tuning bidirectional encoder representations from transformers (BERT)-based models on large-scale electronic health record notes: an empirical study. *JMIR medical informatics*, 7(3), e14830.
33. Oberiri Destiny Apuke, Bahiyah Omar, Fake news and COVID-19: modelling the predictors of fake news sharing among social media users, *Telematics and Informatics*, Volume 56, 2021, 101475, ISSN 0736-5853, <https://doi.org/10.1016/j.tele.2020.101475>.
34. Baek, K., Holton, A., Harp, D., & Yaschur, C. (2011). The links that bind: Uncovering novel motivations for linking on Facebook. *Computers in Human Behavior*, 27(6), 2243–2248. doi:10.1016/j.chb.2011.07.003
35. C. L. M. Keyes, “Promoting and protecting mental health as flourishing: A complementary strategy for improving national mental health,” *Amer. Psychologist*, vol. 62, no. 2, pp. 95–108, 2007
36. Kim, J., Lee, J., Park, E., & Han, J. (2020). A deep learning model for detecting mental illness from user content on social media. *Scientific Reports*, 10(1). doi:10.1038/s41598-020-68764-y
37. Zou, L., Zheng, J. & McKeown, M. J. Deep learning based automatic diagnoses of attention deficit hyperactive disorder. In *Proc. 2017 IEEE Global Conference on Signal and Information Processing (GlobalSIP) 962–966 (Montreal, Canada, 2017)*.
38. Lin, Huijie & Jia, Jia & Qiu, Jiezhong & Zhang, Yongfeng & Shen, Guangyao & Xie, Lexing & Tang, Jie & Feng, Ling & Chua, Tat-Seng. (2017). Detecting Stress Based on Social Interactions in Social Networks. *IEEE Transactions on Knowledge and Data Engineering*. PP. 1-1. 10.1109/TKDE.2017.2686382.
39. Zhang, Z., Lin, W., Liu, M., & Mahmoud, M. (2020). Multimodal Deep Learning Framework for Mental Disorder Recognition. *2020 15th IEEE International Conference on Automatic Face and Gesture Recognition (FG 2020)*. doi:10.1109/fg47880.2020.00033
40. Joshi, D. J., Makhija, M., Nabar, Y., Nehete, N., & Patwardhan, M. S. (2018). Mental health analysis using deep learning for feature extraction. *Proceedings of the ACM India Joint International Conference on Data Science and Management of Data - CoDS-COMAD '18*. doi:10.1145/3152494.3167990
41. O'Dea, Bridianne, et al. "Detecting suicidality on Twitter." *Internet Interventions* 2.2 (2015): 183-188.
42. Joshi, D., & Patwardhan, D. M. (2020). An analysis of mental health of social media users using unsupervised approach. *Computers in Human Behavior Reports*, 2, 100036. doi:10.1016/j.chbr.2020.100036
43. Sumathi, M. R., & Poorna, B. (2016). Prediction of mental health problems among children using machine learning techniques. *International Journal of Advanced Computer Science and Applications*, 7(1).
44. Masri, R.Y.; Jani, H.M., "Employing artificial intelligence techniques in Mental Health Diagnostic Expert System," in *Computer & Information Science (ICCIS)*, 2012 International Conference on , vol.1, no., pp.495-499,12-14 June 2012 doi:10.1109/ICCISci.2012.6297296
45. Naseer M, Windiatmaja JH, Asvial M, Sari RF. RoBERTaEns: Deep Bidirectional Encoder Ensemble Model for Fact Verification. *Big Data and Cognitive Computing*. 2022; 6(2):33. <https://doi.org/10.3390/bdcc6020033>
46. Van Houdt, Greg & Mosquera, Carlos & Nápoles, Gonzalo. (2020). A Review on the Long Short-Term Memory Model. *Artificial Intelligence Review*. 53. 10.1007/s10462-020-09838-1.
47. Bansal, V., Tyagi, M., Sharma, R., Gupta, V., & Xin, Q. (2022). A Transformer Based Approach for Abuse Detection in Code Mixed Indic Languages. *ACM transactions on Asian and low-resource language information processing*.
48. Sharma, D., Gupta, V., Singh, V. K., & Pinto, D. (2024). Should we stay silent on violence? An ensemble approach to detect violent incidents in Spanish social media texts. *Natural Language Processing*, 1-20.
49. Raina, S. T., Mathur, A., Goyal, C., & Gupta, V. (2021). A novel method for hostility management. In *Proceedings of International Conference on Computational Intelligence, Data Science and Cloud Computing: IEM-ICDC 2020 (pp. 93-101)*. Springer Singapore.

50. Gupta, V., Jain, N., Shubham, S., Madan, A., Chaudhary, A., & Xin, Q. (2021). Toward integrated CNN-based sentiment analysis of tweets for scarce-resource language—Hindi. *Transactions on Asian and Low-Resource Language Information Processing*, 20(5), 1-23.
51. Sharma, D., Nath, T., Gupta, V., & Singh, V. K. Hate Speech Detection Research in South Asian Languages: A Survey of Tasks, Datasets and Methods. *ACM Transactions on Asian and Low-Resource Language Information Processing*.
52. Jhunthra, S., Garg, H., & Gupta, V. (2025). Using tensor processing units to identify the relationship between hypothesis and premise: A case of natural language inference problem. In *Uncertainty in Computational Intelligence-Based Decision Making* (pp. 255-275). Academic Press.