

Superconducting qubit based on a single molecule: the carbon nanotube gatemon

H. Riechert¹, S. Annabi¹, A. Peugeot^{1,2}, H. Duprez¹, M. Hantute¹, K. Watanabe³,
T. Taniguchi⁴, E. Arrighi¹, J. Griesmar¹, J.-D. Pillet^{1*}, and L. Bretheau^{1*}

¹ *Laboratoire de Physique de la Matière condensée, CNRS,*

Ecole Polytechnique, Institut Polytechnique de Paris, 91120 Palaiseau, France

² *Ecole Normale Supérieure de Lyon, CNRS, Laboratoire de Physique, F-69342 Lyon, France*

³ *Research Center for Electronic and Optical Materials,*

National Institute for Materials Science, 1-1 Namiki, Tsukuba 305-0044, Japan and

⁴ *Research Center for Materials Nanoarchitectonics,*

National Institute for Materials Science, 1-1 Namiki, Tsukuba 305-0044, Japan

Gate-tunable transmon qubits are based on quantum conductors used as weak links within hybrid Josephson junctions. These gatemons have been implemented in just a handful of systems, all relying on extended conductors, namely epitaxial semiconductors or exfoliated graphene. Here we present the coherent control of a gatemon based on a single molecule, a one-dimensional carbon nanotube, which is integrated into a circuit quantum electrodynamics architecture. The measured qubit spectrum can be tuned with a gate voltage and reflects the quantum dot behaviour of the nanotube. Our ultraclean integration, using a hexagonal boron nitride substrate, results in record coherence times of 200 ns for such a qubit. Furthermore, we investigate its decoherence mechanisms, thus revealing a strong gate dependence and identifying charge noise as a limiting factor. On top of positioning carbon nanotubes as contenders for future quantum technologies, our work paves the way for studying microscopic fermionic processes in low-dimensional quantum conductors.

Superconducting qubits, which have emerged as a leading approach in quantum information science, are based on Josephson tunnel junctions that act as quintessential nonlinear, non-dissipative elements [1]. It is possible to replace the tunnel junction with a hybrid Josephson junction utilizing a quantum conductor as a weak link [2, 3]. This approach, backed by recent advances in low-dimensional materials, paved the way for innovative qubit designs like transmon, fluxonium and Andreev qubits [4–20]. Among these emerging architectures, gatemon qubits stand out [4–12], offering remarkable functionalities such as qubit frequency tunability through applied gate voltage—providing a practical alternative to magnetic flux control—and enhanced resilience to magnetic fields [21, 22], making them well-suited for applications in electron and nuclear spin resonance. Implementing such hybrid circuit quantum electrodynamics (cQED) architectures [23, 24], which combine low-dimensional materials with superconducting circuits, unlocks exciting possibilities at the intersection of quantum information science and condensed matter physics. The unique electronic properties of these quantum materials indeed shape the qubit’s operational behavior, exemplified by the physics of Dirac fermions that is observed in graphene gatemons [10]. This synergy also establishes a sensitive platform for probing the microscopic behavior of fermions in quantum materials, relying on minimally invasive microwave signals rather than traditional transport measurements.

To date, the quantum control of gatemon qubits has been demonstrated in devices based on extended conductors, such as semiconducting nanowires, two-dimensional electron/hole gases and graphene [4–12]. Here we propose a gatemon based on a single molecule: a carbon nanotube. This intrinsically one-dimensional object has a uniquely limited number of internal electronic degrees of freedom, which could play a key role in designing protected qubits [25, 26] and suppressing decoherence mechanisms, including quasiparticle poisoning—widely regarded as a major barrier to realizing high-coherence gatemons [27, 28]. More importantly, implementing a gatemon with such an elementary junction of only one conduction channel, makes the underlying fermionic physics of the molecule accessible in a controlled environment. The electron-electron interactions play a crucial role in carbon nanotubes, which opens up great prospects in the context of many-body physics [29–34]. Carbon nanotubes constitute a compelling platform for charge or spin qubit implementation [35–42]. These non-superconducting architectures suffer from short coherence times and difficulties in achieving coherent control. Implementing a superconducting qubit based on a carbon nanotube is thus a promising direction to explore [43]. In this work, we report the first coherent control of a nanotube-based gatemon, achieving a record coherence time T_2^* of 200 ns with significant potential for improvement, as we observe that T_2^* increases exponentially with qubit frequency. This landmark achievement is attributed to the ultraclean integration of the nanotube within our superconducting circuits, effectively minimizing disorder in the surroundings of the nanotube. To do so, we utilize hexagonal boron nitride (hBN) as a substrate, drawing from advancements in graphene physics [10, 44, 45]. This crystalline hBN-

* These authors supervised equally this work.
jean-damien.pillet@polytechnique.edu
landry.bretheau@polytechnique.edu

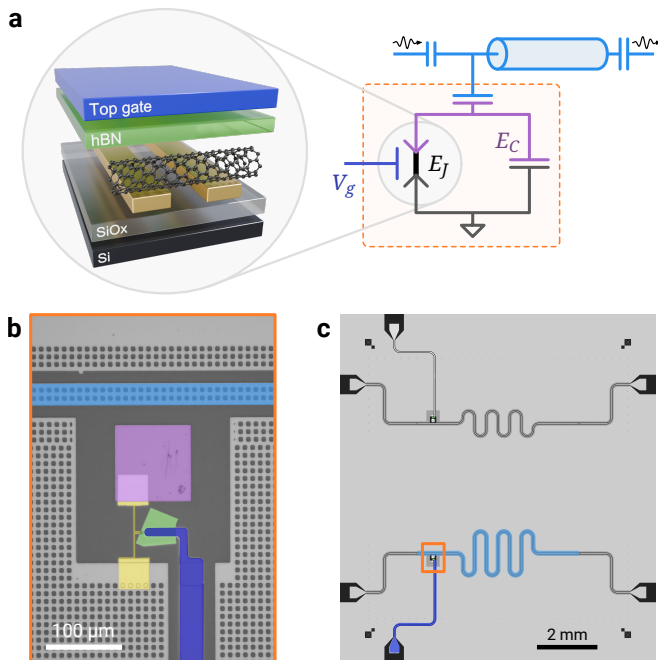


Figure 1. **Fabrication of nanotube gatemon qubits.** (a) Schematic of the hybrid cQED architecture containing a carbon nanotube Josephson junction. The nanotube is transferred onto two Nb–Au electrodes (gold) to form a Josephson junction of energy E_J that can be tuned with gate voltage V_g . Together with the shunt capacitor of energy E_C it implements a gatemon qubit (orange box), which is capacitively coupled to the readout resonator (light blue). (b) False-colored micrograph of the nanotube gatemon. The central charge island (purple) is coupled to a $\lambda/2$ resonator and connected to the ground plane through the carbon nanotube Josephson junction. The carbon nanotube (not visible) is covered by hBN (green) and a top gate (dark blue). (c) Layout of the full chip with two independent hybrid cQED architectures. Device A corresponds to the bottom one, its resonator being highlighted in blue. Bonding pad on the bottom of the chip is used for top gate control.

nanotube stack is free of atomic-scale defects, which are known to undermine the performance of superconducting qubits [46]. These advancements position carbon nanotube-based gatemons as a compelling platform for exploring and overcoming coherence challenges in next-generation quantum devices.

ARCHITECTURE OF THE CIRCUIT

Our circuit, which is schematized in Fig. 1a, is primarily composed of two key elements: the nanotube gatemon that functions as a qubit, and a superconducting microwave resonator to readout the qubit state. The core component of this hybrid cQED architecture is the nanotube Josephson junction. It is fabricated using a novel technique [47] that integrates an ultraclean single-walled carbon nanotube into prefabricated superconducting cir-

cuits on an insulating silicon substrate. To achieve this, the nanotube, adhered to a thin hBN layer, is mechanically transferred onto two superconducting Nb (35 nm)–Au (10 nm) bilayer electrodes, such that it is encapsulated between the hBN and the silicon substrate. This configuration not only shields the device from degradation due to air exposure, but also suspends the nanotube between the superconducting electrodes, ensuring that the section carrying the supercurrent avoids direct contact with the substrate. This arrangement significantly enhances the cleanliness of the device and reduces potential sources of disorder compared to previous works [43]. The carbon nanotube is capacitively coupled to an aluminum top electrode through the hBN layer, just tens of nanometers thick. The voltage V_g of this top gate controls the chemical potential and, consequently, the electronic density of states in the nanotube. By performing independent transport measurements we have shown that Josephson junctions fabricated using this technique exhibit gate-tunable critical currents I_c , with supercurrents as high as 8 nA [47], comparable to that of conventional transmon qubits. Nanotube Josephson junctions thus behave as supercurrent field-effect transistors [48]. In the microwave domain, this translates into a gate-dependent non-linear inductance L_J or equivalently into a Josephson energy $E_J = \varphi_0^2/L_J$, where φ_0 is the reduced flux quantum [7].

The nanotube Josephson junction is embedded into a superconducting circuit, thus forming a hybrid cQED architecture. In practice, the junction connects between a metallic island and the ground plane of the circuit, as shown in the optical micrograph of Fig. 1b. This island implements a shunting capacitor of energy E_C and forms, together with the nanotube Josephson junction, an anharmonic oscillator. Its ground and first excited states, $|g\rangle$ and $|e\rangle$, serve as the qubit states at the frequency $f_q \approx \sqrt{8E_J E_C}/h$ [49]. For state readout the qubit is capacitively coupled to a coplanar $\lambda/2$ cavity (highlighted light blue in Fig. 1d). Due to hybridization of the cavity and qubit modes, the cavity’s resonance frequency depends on the qubit state and frequency [49], which in turn is tunable by the gate voltage via L_J . In the following, measurements from two different devices A and B are presented. Device B is similar to device A (shown in Fig. 1b-c), with a slightly higher cavity resonance, larger qubit-cavity coupling, and an on-chip band-pass filter on the gate line as detailed in Supplementary Section II.

SPECTROSCOPY OF NANOTUBE GATEMON DEVICES

We first focus on device A and measure the transmission of the $\lambda/2$ cavity in order to extract its resonance frequency f_r . Varying the gate voltage V_g modulates the nanotube Josephson junction’s inductance L_J , which causes a frequency shift δf_r of the resonator. Fig. 2a shows this frequency shift $\delta f_r = f_r - f_{r0}$ over a large

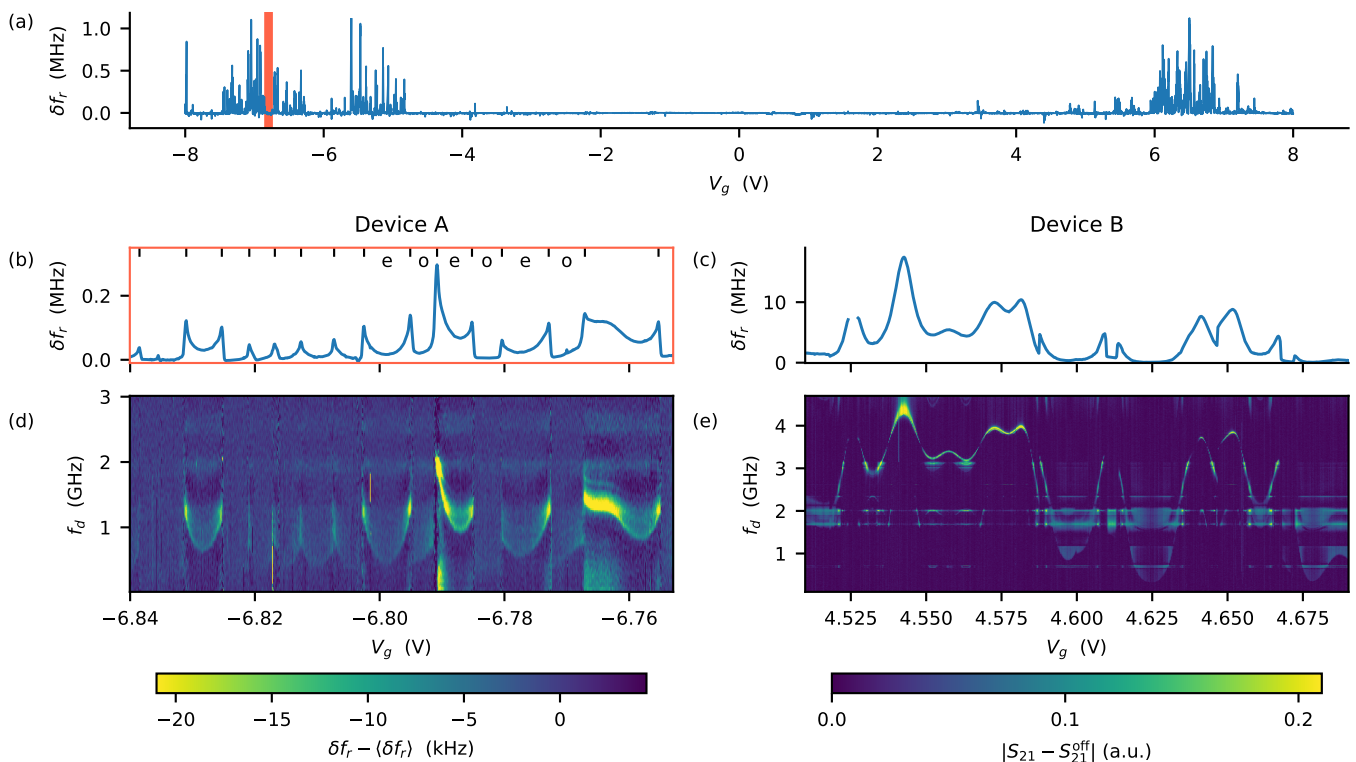


Figure 2. **Spectroscopy of two gatemon devices.** (a) One-tone spectroscopy of device A measuring the shift δf_r of the cavity at 5.056 GHz. Outside a band gap of about 9 V, dense forests of positive shifts indicate the presence of the qubit mode at lower frequency. Larger δf_r is caused by smaller qubit-cavity detuning due to higher qubit frequency, which stems from larger supercurrent in the carbon nanotube Josephson junction. (b,c) One-tone spectroscopy for device A (close up of (a)) and device B. (d,e) Two-tone spectroscopy of the gate-dependent qubit mode for the same gate voltage ranges. Shown is δf_r compared to the vertical average (device A) or change in cavity transmission S_{21} compared to no second tone drive S_{21}^{off} (device B). Spectra of device A exhibit regularly spaced peaks owing to quantum phase transitions changing the charge parity (letters e/o for even/odd in (b)) of the quantum dot. Contrarily, the gate dependence for device B is smoother, the nanotube junction being in a regime of a superconducting quantum dot strongly coupled to the electrodes. Both devices show spurious modes, visible as horizontal lines. The qubit linewidth for frequencies below 2 GHz is up to ~ 1 GHz due to charge dispersion.

range of gate voltage, where $f_{r0} = 5.056$ GHz is the bare-resonator frequency. Around $V_g = 0$ V, we observe a broad region where f_r remains largely independent of V_g , which results from the semiconducting gap of the nanotube where the supercurrent is zero and L_J diverges. Beyond this gap, the resonator exhibits positive frequency shifts up to 1 MHz that varies strongly with V_g , as can be seen in the close-up view of Fig. 2b. This gate-dependent shift indicates a hybridization between the resonator and the nanotube qubit. Fig. 2c shows the same measurement for device B, with a gate-dependent frequency shift of the resonator that exceeds 10 MHz.

The cQED architecture provides a powerful platform for probing the nanotube qubit as the readout resonator experiences a frequency shift that depends on the qubit's state. We thus apply an additional drive signal at frequency f_d in order to excite qubit transitions from state $|g\rangle$ to $|e\rangle$, while monitoring the resonator close to its resonance frequency. Such a two-tone spectroscopy measurement allows for a precise determination of the qubit frequency f_q . Figure 2d-e show the qubit spectra for device

A and B as a function of gate voltage. They both exhibit a gate-dependence $f_q(V_g)$ that is directly reminiscent from the one observed in cavity spectroscopy (Fig. 2b-c), which further demonstrates the qubit-resonator hybridization. These spectra allow us to extract for device A (respectively B) a charging energy $E_C = 260$ MHz (resp. 330 MHz) and a qubit-cavity coupling strength $g \approx 50$ MHz (resp. 120 MHz) [49]. The stronger coupling and higher qubit frequency of device B explain the greater δf_r measured in Fig. 2c. Crucially, both spectra display a large tunability of the qubit frequency f_q over 4 GHz, demonstrating that the qubit behaves as a gatemon. This tunability arises from the fact that the nanotube Josephson energy E_J depends on the gate voltage, and can be varied between a few hundred of MHz and up to 8 GHz. Using the simple relation $E_J = \varphi_0 I_c$ (valid for a tunnel junction), the critical current of the nanotube junctions is estimated to be $\sim 0.6 - 16$ nA. These values are consistent with results reported in transport measurements [47], taking into account the known dis-

crepancy between switching current and critical current in small junctions.

More fundamentally, the voltage-tunability of E_J originates from the electrostatic control of the Andreev bound states, which are localized in the nanotube and are responsible for the Josephson effect [50]. This fermionic origin is revealed by analyzing the gate-dependent spectra in Fig. 2, which are very different for the two devices. For device A, the spectra exhibit sharp peaks when varying V_g , especially visible in Fig. 2b. These are a hallmark of quantum dot behavior, where the nanotube exhibits characteristics akin to Coulomb blockade effect commonly seen in transport measurements. Each peak indeed corresponds to the addition of a single charge to the nanotube, when an electronic level within the quantum dot is brought into resonance with the Fermi energy of the electrodes. The abrupt frequency jumps at the peaks are reminiscent of $0 - \pi$ quantum phase transitions observed in supercurrent measurements of nanotube junctions [51–54]. Such a phenomenon is predicted to occur in interacting quantum dot-based Josephson junctions when the coupling Γ of the dot to the superconducting electrodes is moderate compared to the Coulomb repulsion U [55–57]. The competition between pairing and repulsion interaction results in sudden changes of the fermionic ground state with different parities. Even parity Andreev bound states carry more supercurrent than odd parity ones, which translates into jumps of f_q . This allows us to assign to each gate voltage region a parity for the charge state of the carbon nanotube, as shown in Fig. 2b. For device B (Fig. 2c,e), the spectra exhibit a smoother gate-dependence. In that case, almost no parity-changes are observed and the nanotube behaves as a weakly-interacting quantum dot, whose electronic levels are tuned by V_g causing smooth oscillations in f_q . This suggests that the ratio Γ/U is here larger compared to device A, which we interpret as a stronger coupling Γ to the electrodes. The latter translates into an increased Josephson energy E_J , thus explaining the higher observed qubit frequency which reaches up to 4.3 GHz. Finally, the smaller linewidth observed at higher qubit frequency promises better coherence properties.

QUANTUM CONTROL AND COHERENCE MEASUREMENTS

To demonstrate that a system functions as a two-level system or qubit, it is essential to establish its coherent control in the time domain. We focus in the following on device B that has shown the best coherence, and first investigate it at a constant gate voltage. Similar measurements for device A are available in Supplementary Section V. We drive the qubit with an initial pulse at frequency $f_d \sim f_q$ for a duration τ_{Rabi} , followed by a second pulse at the resonator frequency f_r for qubit readout. Figure 3a, which shows the qubit state as a function of both τ_{Rabi} and f_d , exhibits the characteristic chevron

pattern associated with Rabi oscillations. At resonance $f_d = f_q$ (white arrow at 4.32 GHz), the qubit state undergoes coherent oscillations in the Bloch sphere from $|g\rangle$ to $|e\rangle$ at the Rabi frequency $\Omega_R = 107$ MHz. Driving with a detuning $\delta = f_d - f_q$ induces oscillations at higher frequency $\Omega = \sqrt{\Omega_R^2 + \delta^2}$ with a reduced contrast. The measurement reveals a second chevron pattern centered at $f_{gf}/2 \approx 4.25$ GHz corresponding to a two-photon transition of energy hf_{gf} between the ground state $|g\rangle$ and the second excited state $|f\rangle$. The two-photon nature of the transition is evident in the enhanced δ dependence of the Rabi frequency, $\Omega = \sqrt{\Omega_{gf}^2 + 4\delta_{gf}^2}$, where $\Omega_{gf} \approx 55$ MHz denotes the two-photon Rabi frequency at resonance and $\delta_{gf} = f_d - f_{gf}/2$ [58]. From this measurement, we can extract a qubit anharmonicity $\alpha = f_{gf} - 2f_q$ of -142 MHz. We have measured values of α between -62 MHz and -201 MHz for various gate voltages (see Supplementary Section VIII). This metric, which was too small to be extracted in the case of the graphene gatemon [10], is critical to evaluate a qubit quality as it determines a lower bound for a pulse duration. Contrary to the case of the tunnel junction-based transmon, the anharmonicity α is not simply given by $-E_C$ but varies with V_g as it depends on microscopic parameters of the nanotube gatemon [7]. Interestingly, we observe a large deviation of $|\alpha|$ with respect to E_C , with values that can go below the standard boundary $E_C/4$ [7]. This uncommon observation could be related to the quantum dot nature of our carbon nanotube Josephson junction, as recently predicted in Ref. [59].

Going further, we investigate the coherence properties of the nanotube gatemon. The Rabi oscillations are used to calibrate the π and $\pi/2$ -pulses, which allow us to prepare the qubit in the states $|e\rangle$ and $(|g\rangle + |e\rangle)/\sqrt{2}$ respectively. We first apply a π -pulse followed by a readout pulse delayed by the time τ_{Relax} , which results in an exponential decay of the qubit state as shown in Fig. 3b. The extracted $T_1 = 191$ ns indicates the characteristic duration for the qubit to lose energy and relax to its ground state. Next, we measure the qubit dephasing using Ramsey interferometry, where we apply two $\pi/2$ -pulses at frequency f_d separated by a waiting time τ_{Ramsey} . Figure 3c-d display Ramsey oscillations at the detuning frequency $\delta = f_d - f_q$, which correspond to precession of the qubit state in the Bloch sphere at the equator. From their decay envelopes we extract a coherence time $T_2^* = 200$ ns. The similar timescale of T_1 and T_2^* indicates that decoherence originates both from energy relaxation and pure dephasing.

To gain deeper insight into the mechanisms limiting coherence, we extensively measured our nanotube gatemon at many values of gate voltage V_g . Figure 4 shows the relaxation time T_1 and the coherence time T_2^* acquired for a large set of V_g and plotted as a function of the qubit frequency f_q . The relaxation time measurement exhibits a global trend, with T_1 increasing at low qubit frequency and reaching up to 942 ns. The origin of

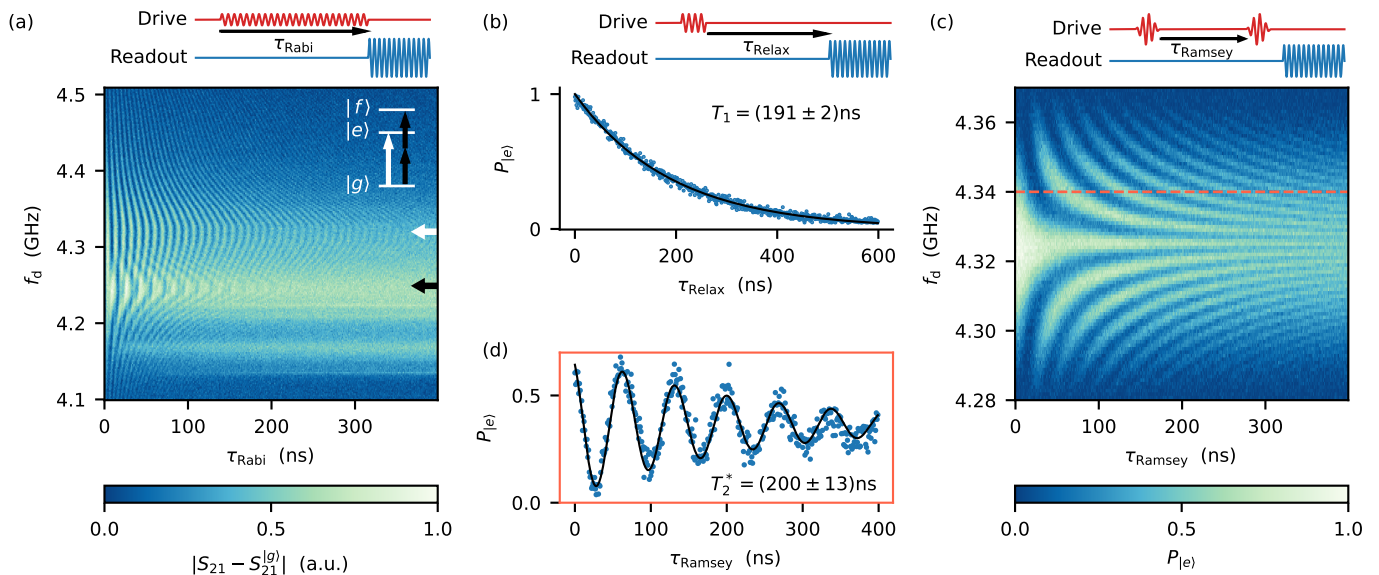


Figure 3. **Quantum control of a nanotube gatemon qubit.** (a) Rabi oscillations as a function of drive frequency f_d and pulse duration τ_{Rabi} . The two chevrons pattern observed correspond to qubit transition at 4.32 GHz (white arrow) and two-photon transition to the second excited state 71 MHz below (black arrow). The signal is the change of cavity transmission S_{21} compared to the ground state transmission $S_{21}^{[g]}$. (b) Relaxation measurement (blue points) following a π -pulse. The exponential fit (black line) leads to $T_1 = 191 \pm 2$ ns. (c) Ramsey oscillations as a function of drive frequency f_d and time delay τ_{Ramsey} between two $\pi/2$ Gaussian pulses. The oscillation frequency is given by the detuning of the drive from the qubit frequency. (d) Ramsey oscillations measured at +20 MHz detuning (blue points), which is a line cut in (c) indicated as dashed line. The fit of an exponentially decaying cosine (black line) results in a coherence time of $T_2^* = 200 \pm 13$ ns. All measurements were performed on device B at $V_g = -4.2376$ V.

this dependence is not known. More importantly, Fig. 4a shows a large spread of T_1 values, with no strong correlation in f_q . Energy relaxation is here likely limited by microscopic mechanisms that are gate-dependent. On the contrary, the coherence time measurements exhibit a strong correlation, as T_2^* increases with f_q and reaches up to 233 ns. We can explain this dependence using the transmon model [49] that predicts a dephasing time scaling as $e^{\sqrt{8E_J/E_C}}$. The range of f_q spanned in Fig. 4b corresponds to a ratio E_J/E_C varied between 11 and 25. We thus model our data by $T_2^* \propto e^{hf_q/E_C}$ (black curve in Fig. 4b), using the fact that the coherence time is here much lower than $2T_1$ and thus dephasing-limited. Note how at lower f_q the smaller E_J/E_C ratio also manifests itself in a broad qubit linewidth due to offset charge noise, as evident in Fig. 2d-e. We thus demonstrate that our qubit can be gradually tuned from a Cooper pair box to the transmon regime [49]. Further analysis reveals that T_2^* is not limited by gate noise on E_J (see Supplementary Section VII). This detailed understanding provides a clear path for improving the nanotube gatemon coherence.

CONCLUSIONS

In summary, we have demonstrated quantum control of a superconducting qubit made with an ultraclean car-

bon nanotube-based Josephson junction. The nanotube-based gatemon qubit exhibits a voltage tunability of its frequency over more than 4 GHz and an anharmonicity up to 200 MHz. Time-domain measurements establish quantum coherence of the nanotube gatemon, resulting in a coherence (relaxation) time as high as 233 ns (942 ns), an improvement by a factor 4 (27) compared to its graphene counterpart [10]. This suggests that reducing the number of conduction channels effectively suppresses certain decoherence mechanisms, for example the coupling to spurious two-level systems or poisoning of Andreev bound states in the weak link by non-equilibrium quasiparticles [27, 60]. More generally, these results make our device the most coherent carbon-based qubit ever implemented [61] and the first one to be integrated within a cQED architecture, which opens the way towards long-range coupling mediated by microwave photons. This marks a pivotal step towards harnessing single molecules for quantum computing applications.

Going further, our investigations reveal the critical role of charge noise in limiting coherence, suggesting that optimizing the ratio E_J/E_C could enhance qubit performance. We anticipate substantial improvements in coherence by optimizing microwave engineering of the gatemon environment and by refining nanotube integration in order to minimize disorder. The latter could be achieved by employing higher-quality substrates or implementing bottom gates to shield against defects and stray charges.

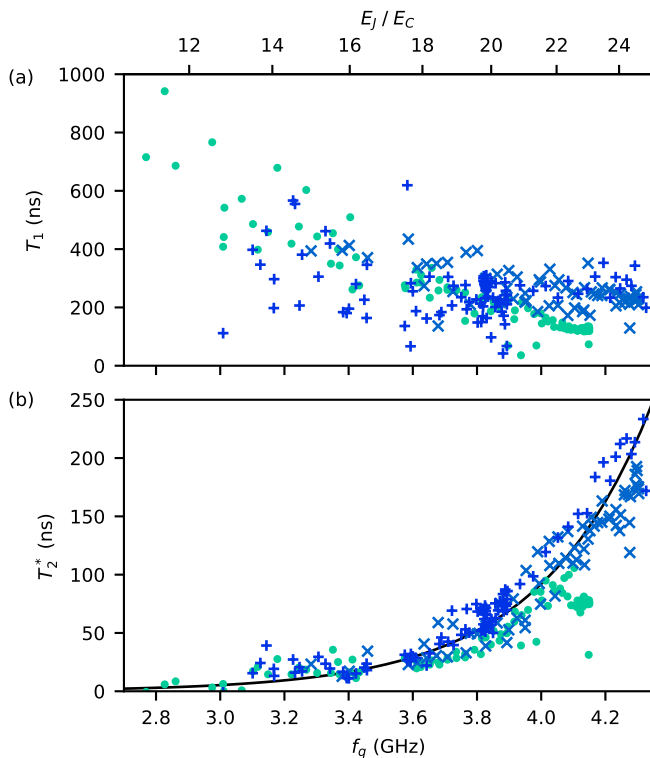


Figure 4. **Coherence time measurements of a nanotube gatemon at many gate voltages.** (a) Relaxation time T_1 for three different gate regions, shown by different markers (see associated qubit spectroscopy in Supplementary Section VI). (b) Coherence time T_2^* corresponding to the same gate points. Both times T_1 and T_2^* are plotted as a function of qubit frequency f_q and corresponding E_J/E_C . The exponential behavior (black line) of $T_2^* \propto e^{hf_q/E_C}$ is due to charge dispersion.

These efforts will strengthen the nanotube’s potential as a promising candidate for innovative quantum technologies. Future progress should be achieved by exploring diverse architectures relying on nanotube Josephson junctions, such as fluxonium or Andreev qubits.

More fundamentally, designing hybrid superconducting circuits that integrate low-dimensional quantum materials represents a promising approach to explore the underlying microscopic fermionic processes at play. We could here reveal the quantum dot behavior of the nanotube in the qubit spectrum. We plan in the future to probe in a highly sensitive and non-invasive way the Andreev bound states that form in the nanotube and investigate their charge and spin degrees of freedom [39, 41, 62] as well as nonlocal states in Andreev molecules [63, 64]. Going further, such platforms should make it possible to study many-body physics that arise from Coulomb repulsion or intriguing topological phases that are predicted to form in one-dimensional materials [65–67].

ACKNOWLEDGMENTS

We thank J. I. J. Wang and W. D. Oliver from the EQuS group at MIT with their invaluable help on the microwave design. Gratitude is extended to S. Cances for participation to the project in its early stages. We thank D. Marković, R. Ribeiro-Palau, and the SPEC of CEA-Saclay, in particular the Quantronics group, for their help on nanofabrication and microwave expertise, and to D. Roux and R. Mohammadi from LPMC for their technical support. L.B. acknowledges support of the European Research Council (ERC) under the European Union’s Horizon 2020 research and innovation programme (Grant Agreement No. 947707). J.-D.P. acknowledges support of Agence Nationale de la Recherche through grant ANR-20-CE47-0003. This work has been supported by the French ANR-22-PETQ-0003 Grant under the France 2030 plan. K.W. and T.T. acknowledge support from the JSPS KAKENHI (Grant Numbers 21H05233 and 23H02052), the CREST (JPMJCR24A5), JST and World Premier International Research Center Initiative (WPI), MEXT, Japan.

DATA AVAILABILITY

The raw data that support the finding of this work and the analysis code to reproduce the figures are available from the Zenodo repository at <https://doi.org/10.5281/zenodo.14933864> [68].

SUPPLEMENTARY MATERIAL

Appendix I: Circuit fabrication

We now describe the fabrication recipe of the devices presented in this paper.

a. Substrate Each circuit is fabricated on a silicon chip cut from an intrinsic silicon wafer with 150 nm thermally grown oxide. The wafer is covered by a 155 nm Nb film deposited via sputtering. For the dicing into $10.8 \times 9.8 \text{ mm}^2$ chips, the wafer is protected with a layer of UVIII or S1813 resist, that is subsequently removed with acetone and isopropyl alcohol. This wafer differs from the one used in Ref. [47], where the bulk was conductive and served as a back gate, but was not well-suited for designing microwave resonators. For this reason we use local top gates in our design instead of a global back gate.

b. Nb film etching The majority of our circuit is patterned into the Nb film using reactive ion etching through a resist mask. This mask is defined by optical laser lithography on a S1813 layer. The development is carried out in MF319 for 60 seconds and stopped in deionized water. The etching step is then performed using a CF_4/Ar gas flow, ensuring complete removal of the Nb film down to

its full thickness. Afterward we remove the resist with N-Methyl-2-pyrrolidone (NMP) at 70 °C and then remaining residues with an O₂ plasma ashing process.

The resulting circuit includes the ground plane, the microwave resonator, the feed lines for the top gates, and the superconducting island of the gatemon. The only missing element is the carbon nanotube Josephson junction with its top gate.

c. Nanotube Josephson junction The nanotube Josephson junction is formed, as explained in the main text, by depositing a carbon nanotube onto Nb–Au superconducting electrodes using a hBN flake, following the same method as in Ref. [47].

The electrodes are deposited by e-beam evaporation through a bilayer MMA/PMMA mask, defined by electron beam lithography and developed in a 1:3 MIBK:IPA solution.

d. Top gate The top gate was fabricated differently for devices A and B.

For device A, the hBN surface was roughened by a short reactive ion etching with CHF₃ and O₂. Then, a 100 nm Al top gate was evaporated after argon ion milling, which ensured a galvanic contact between the top gate and its feed line. In the same step, metal patches were deposited to connect the electrodes to the niobium ground plane and the qubit capacitor.

For device B, no etching was applied before evaporating a bilayer consisting of an 8 nm Ti adhesion layer followed by 100 nm Al. In a separate step, reconnection patches for the top gate and electrodes were defined using argon ion milling and the evaporation of 120 nm Al.

e. Removing electrical connection between top gate and nanotube (device B) A micrograph of device B is shown in Fig. 5. Initially, the top gate was unintentionally electrically connected to one end of the carbon nanotube, which extended a few nanometers beyond the hBN boundary. To break this contact, additional wet etching of the aluminum top gate and ion milling of the titanium adhesion layer were required in the area highlighted in Fig. 5a.

The additional fabrication steps performed after nanotube transfer may have introduced greater disorder in the device, which could partly explain why our measurements indicate a lower device quality compared to the transport measurements in Ref. [47].

Appendix II: On-chip filtering on the top gate of device B

To extend the qubit lifetime in device B compared to device A, a band-stop filter is integrated into the gate line of device B. It is fabricated in niobium alongside the rest of the cQED architecture and consists of a fifth-order lumped-element LC filter, providing at least –20 dB attenuation within a stopband from 1.8 GHz to 12 GHz. The wide stopband ensures effective isolation of the tunable qubit across a large portion of its frequency range.

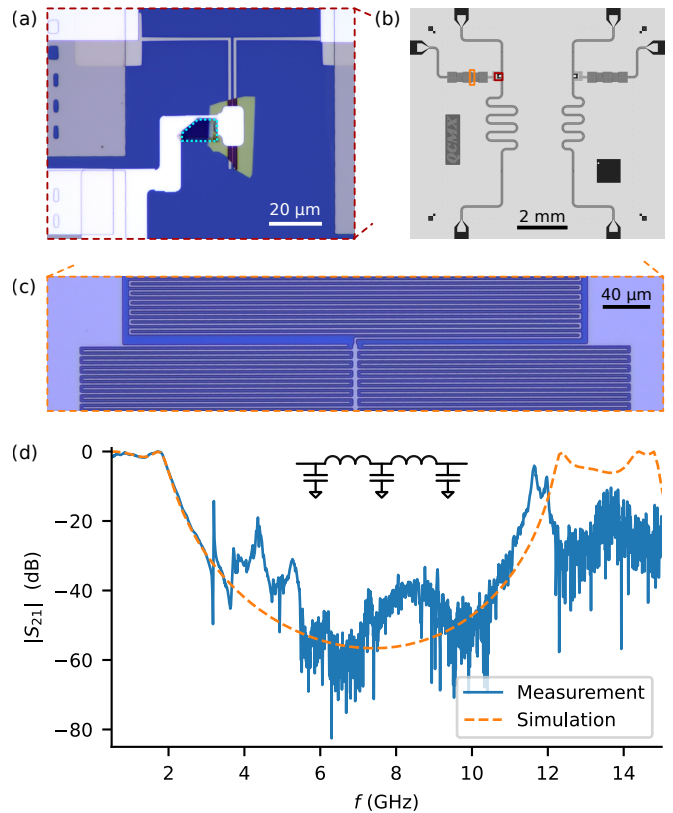


Figure 5. **Device B.** (a) Micrograph of the qubit on device B. Part of the top gate needed to be etched (outlined in cyan) to break an accidental contact to the tube protruding from under the hBN (green). (b) Full device layout. (c) Micrograph showing a section of the lumped-element gate filter, fabricated with a resolution of 2 μm . The upper part is the inductor, the lower part the finger capacitor. (d) Transmission through the gate filter as simulated and measured in a test device. The inset shows the circuit diagram of the filter.

A section of the inductors and capacitors is shown in Fig. 5c. Electromagnetic simulations of the structure closely match transmission measurements of the filter on a test device (see Fig. 5d).

Appendix III: Experimental setup

Spectroscopy measurements of device A are taken with a Rhode & Schwarz ZNB20 vector network analyzer (VNA). All other measurements are taken using an OPX-1 and Octave from Quantum machine. For measurements of device B a Josephson parametric amplifier (JPA) from Quantum microwaves was used. All lines to the sample are filtered with infrared low-pass filters from BlueFors and the input line with an additional 12 GHz K & L low-pass filter.

The gate voltage is applied using the SP927 low-noise voltage source from Basel Instruments. The gate line is filtered at room temperature with a 1.3 kHz third or-

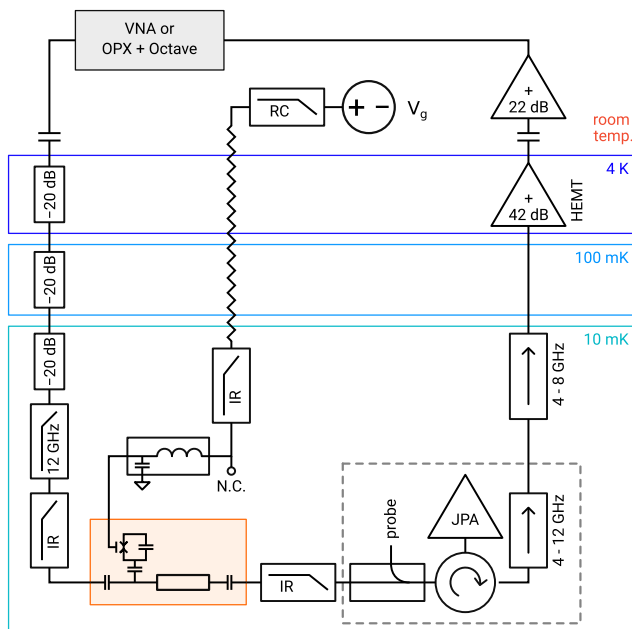


Figure 6. **Schematic of experimental setup.** The orange box represents the qubit devices discussed in the main text. The Josephson parametric amplifier (dashed box) was only used for measurements of device B. Straight connections are SMA cables or BNC (gate line at room temperature), the zig-zag line corresponds to a Thermocoax cable. Not shown are additional connections for pumping and biasing the JPA’s flux as well as a line to probe the JPA for calibration.

der RC low-pass filter. Directly connected to the sample holder is a bias-T on the gate-line with a 20 kHz cutoff frequency. By grounding the high-frequency branch we make a reflective filter that improves the qubit losses. A SMA tee-connector, which is left open when measuring, allows grounding the gate to protect the sample against electrostatic discharge while working on the setup.

Appendix IV: Readout of qubit A and B

Spectroscopic and time-domain measurements on device A are performed in the dispersive limit, with readout at the resonator frequency f_r and power set low enough to avoid a power-dependent resonance shift in the cavity.

Time-domain measurements for device B are carried out using qubit “punch-out” technique: readout at the bare resonator frequency f_{r0} and power optimized to achieve a large signal difference between the driven and non-driven qubit [69].

Appendix V: Coherence time measurements without on-chip gate filtering (device A)

Figure 7 presents measurements demonstrating coherent control of device A, with performance representative

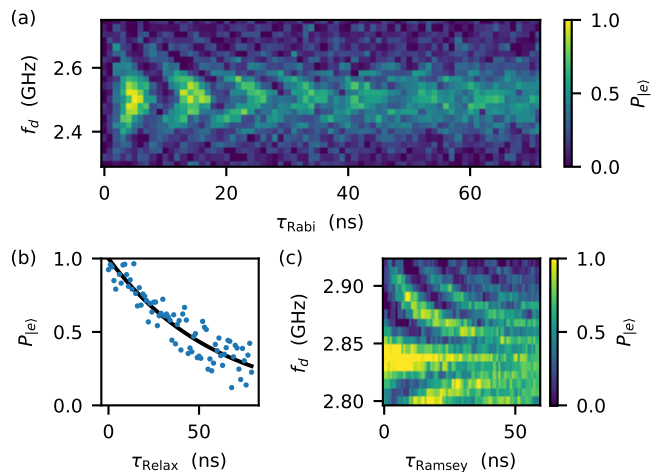


Figure 7. **Quantum control on device A.** (a) Rabi oscillations at the gate point $V_g = -5.246$ V. (b) Relaxation measurement at the gate point $V_g = -6.8108$ V resulting in $T_1 = 60 \pm 18$ ns. (c) Ramsey chevrons with 8 ns long square drive pulses at the same gate point as (b), resulting in $T_2^* = 36 \pm 3$ ns. These values are about one order of magnitude smaller than achieved for device B.

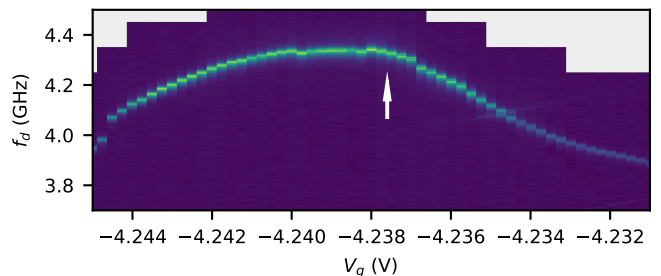


Figure 8. Qubit spectroscopy on device B of gate region around the gate point $V_g = -4.2376$ V (white arrow) where data in Fig. 3 in the main text was taken. The color scale is $\arg S_{21}$ after removing the vertical average.

of the best values obtained across different gate regions. The Rabi chevron in Fig. 7a was measured at a gate voltage of $V_g = -5.2460$ V. The measurements in Fig. 7b–c yield a relaxation time of $T_1 = 60 \pm 18$ ns and a coherence time of $T_2^* = 36 \pm 3$ ns, where uncertainties represent one standard deviation inferred from data scatter. Both measurements were performed at $V_g = -6.8108$ V.

The qubit frequency in these measurements differs from that in Fig. 2 of the main text, as the data were acquired in separate experimental runs conducted several months apart.

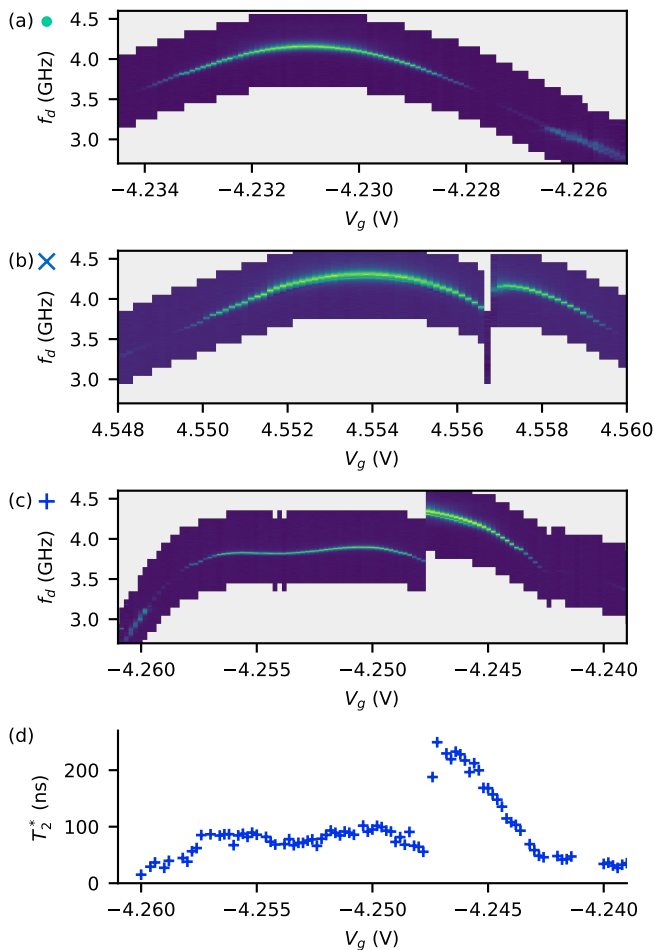


Figure 9. Qubit spectroscopy for gate-dependent coherence time measurements on device B. (a-c) Qubit spectroscopy corresponding to the data in Fig. 4 in the main text. The color scale is $\arg S_{21}$ after removing the vertical average. (d) Coherence time T_2^* corresponding to (c), showing no increase of T_2^* related to the slope of $f_q(V_g)$. This indicates that coherence time is not gate noise limited.

Appendix VI: Qubit spectroscopy corresponding to coherence measurements of Fig. 3 and 4

Figure 8 presents qubit spectroscopy of device B in the gate region surrounding the voltage where the measurements in Fig. 3 of the main text were performed.

Figure 9a-c shows qubit spectroscopy corresponding to the gate-dependent coherence data in Fig. 4 of the main text. At each gate voltage, we run an automated pipeline to calibrate qubit readout and excitation. We then extract T_1 from a relaxation measurement and T_2^* from a Ramsey chevron fit. The values are included in Fig. 4 only if they meet two criteria: (i) the relative error is sufficiently small, and (ii) the signal-to-noise ratio of the measured data is high.

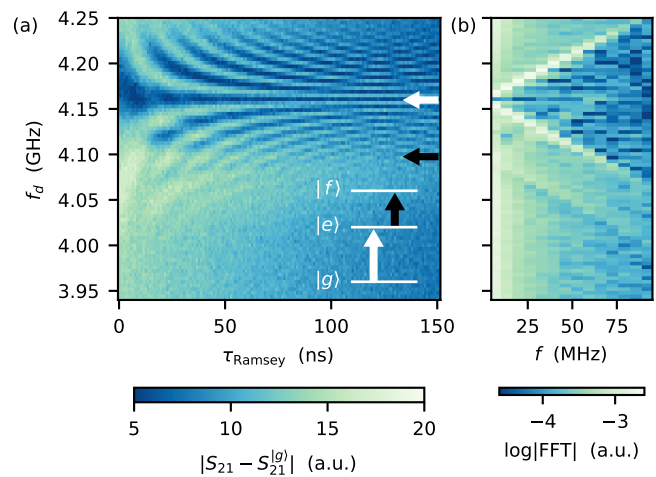


Figure 10. **Anharmonicity measurement of the qubit on device B.** (a) Ramsey oscillations after a preceding π pulse. The stronger oscillation pattern is at the qubit frequency $f_q = 4.160$ GHz (white arrow). Superposed are oscillations around the transition $f_{ef} = 4.098$ GHz (black arrow) to the second excited state. The $-\alpha = 62$ MHz is the smallest anharmonicity measured on our devices. (b) Fourier transform along the pulse separation τ_{Ramsey} . The lines directly correspond to the detuning from the transitions and the detuning associated to the $|e\rangle \rightarrow |f\rangle$ transition is clearly discernible.

The exponential dependence of T_2^* on qubit frequency, observed in Fig. 4 of the main text, follows approximately

$$T_2^* \approx A \times e^{h f_q / E_C}, \quad (\text{VII})$$

where the proportionality factor A is about 1 ps.

Appendix VII: Effect of gate noise on T_2^*

One possible limitation of T_2^* is voltage noise on the top gate, which can induce fluctuations in E_J and consequently lead to uncontrolled variations in the qubit frequency. Under this hypothesis, dephasing — and thus the coherence time — is expected to be more sensitive to gate noise in regions where the qubit frequency strongly depends on V_g , as observed in nanowire gatemon [8].

However, our measurements (Fig. 9d) show that T_2^* is not correlated with the dependence of f_q on V_g . Specifically, when the slope df_q/dV_g vanishes, we do not observe any significant improvement in the coherence time. This strongly suggests that coherence is not limited by gate noise. This conclusion is consistent with the findings presented in the main text, where T_2^* is attributed to charge noise.

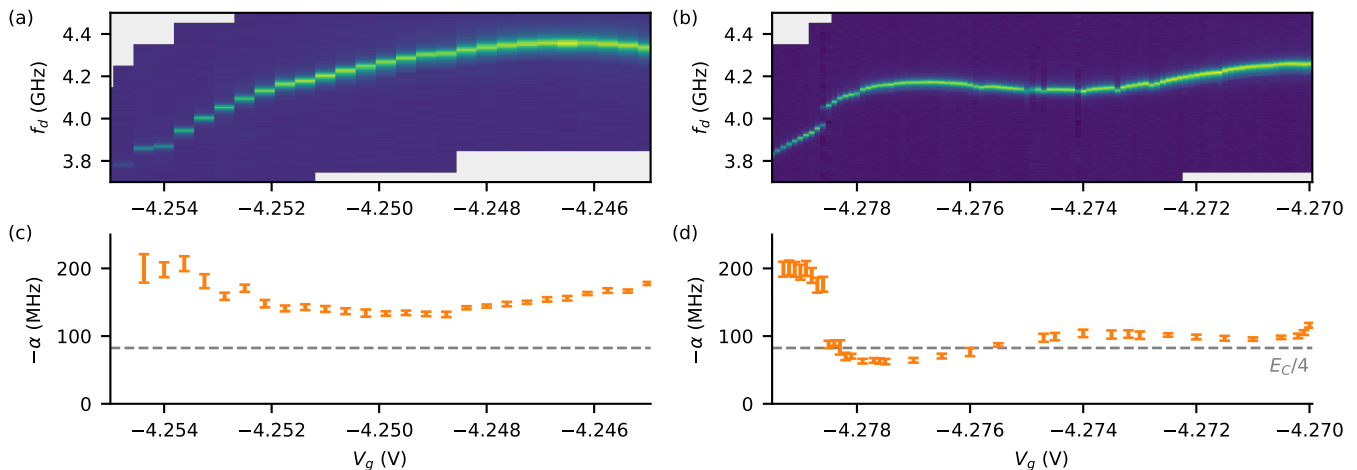


Figure 11. **Anharmonicity variation of the qubit on device B.** (a,b) Qubit spectroscopy in the gate region where the anharmonicity data is taken. (c,d) The extracted anharmonicity, which notably is significantly below $E_C = 330$ MHz and for some gate points even below $E_C/4$.

Appendix VIII: Measurement of Qubit Anharmonicity using Ramsey interferometry

We measure the anharmonicity of device B using a Ramsey pulse sequence similar to the one described in the main text. The difference lies in an additional π pulse preceding the sequence in order to initialize the qubit in the excited state $|e\rangle$. When varying the drive frequency f_d , the preceding π pulse stays at fixed frequency on resonance with the qubit. This measurement, shown in Fig. 10, reveals not only a Ramsey chevron at f_{ge} , corresponding to the $|g\rangle \rightarrow |e\rangle$ transition, but also at f_{ef} , associated with the $|e\rangle \rightarrow |f\rangle$ transition. This enables a precise determination of both transition frequencies.

This extraction is only feasible if the charge dispersion of the $|e\rangle \rightarrow |f\rangle$ transition is on the order of a few MHz or less. This condition is met only for the highest qubit frequencies. Otherwise, excessive dephasing leads to a coherence time that is too short for the second Ramsey oscillations to be resolved.

As discussed in the main text, the anharmonicity of a conventional transmon based on a tunnel junction follows $-\alpha = E_C$ in the large E_J/E_C regime. In particular, the bound $|\alpha| > E_C$ holds for $E_J/E_C > 20$ [49], which in our case corresponds to $f_q > 3.9$ GHz (see Fig. 4 in the main text). Contrary to this, our measurements indicate that the anharmonicity is significantly smaller than the charging energy, $E_C = 330$ MHz, at all measured gate points. We attribute this deviation to a non-sinusoidal current-phase relation, arising from high transmission through the carbon nanotube Josephson junction. Similar behavior has been reported in various other gate-mons [7, 11, 28, 70].

The conventional explanation for this effect assumes an ideal short junction, which imposes a lower bound of $-\alpha \geq E_C/4$, reached in the case of perfect transmission [7]. However, we find an anharmonicity even below $E_C/4$ as shown in Fig. 11. This suggests that a more refined theoretical model, such as the one proposed in Ref. [59] with weak link of finite length, may be required.

-
- [1] M. Kjaergaard, M. E. Schwartz, J. Braumüller, P. Krantz, J. I.-J. Wang, S. Gustavsson, and W. D. Oliver, Superconducting Qubits: Current State of Play, *Annual Review of Condensed Matter Physics* **11**, 369 (2020).
- [2] K. K. Likharev, Superconducting weak links, *Reviews of Modern Physics* **51**, 101 (1979).
- [3] M. Tinkham, *Introduction to Superconductivity*, International Series in Pure and Applied Physics (McGraw Hill, 1996).
- [4] T. W. Larsen, K. D. Petersson, F. Kuemmeth, T. S. Jespersen, P. Krogstrup, J. Nygård, and C. M. Marcus, Semiconductor-Nanowire-Based Superconducting Qubit, *Phys. Rev. Lett.* **115**, 127001 (2015).
- [5] G. de Lange, B. van Heck, A. Bruno, D. J. van Woerkom, A. Geresdi, S. R. Plissard, E. P. A. M. Bakkers, A. R. Akhmerov, and L. DiCarlo, Realization of Microwave Quantum Circuits Using Hybrid Superconducting-Semiconducting Nanowire Josephson Elements, *Phys. Rev. Lett.* **115**, 127002 (2015).
- [6] L. Casparis, T. W. Larsen, M. S. Olsen, F. Kuemmeth, P. Krogstrup, J. Nygård, K. D. Petersson, and C. M. Marcus, Gate-mon Benchmarking and Two-Qubit Operation, *Phys. Rev. Lett.* **116**, 150505 (2016), arXiv:1512.09195.
- [7] A. Kringhøj, L. Casparis, M. Hell, T. W. Larsen, F. Kuemmeth, M. Leijnse, K. Flensberg, P. Krogstrup, J. Nygård, K. D. Petersson, and C. M. Marcus, Anhar-

- monicity of a superconducting qubit with a few-mode Josephson junction, *Phys. Rev. B* **97**, 1 (2018).
- [8] F. Luthi, T. Stavenga, O. W. Enzing, A. Bruno, C. Dickel, N. K. Langford, M. A. Rol, T. S. Jespersen, J. Nygård, P. Krogstrup, and L. DiCarlo, Evolution of Nanowire Transmon Qubits and Their Coherence in a Magnetic Field, *Phys. Rev. Lett.* **120**, 100502 (2018), arXiv:1711.07961.
- [9] L. Casparis, M. R. Connolly, M. Kjaergaard, N. J. Pearson, A. Kringhøj, T. W. Larsen, F. Kuemmeth, T. Wang, C. Thomas, S. Gronin, G. C. Gardner, M. J. Manfra, C. M. Marcus, and K. D. Petersson, Superconducting gatemon qubit based on a proximitized two-dimensional electron gas, *Nat. Nanotechnol.* **13**, 915 (2018).
- [10] J. I.-J. Wang, D. Rodan-Legrain, L. Bretheau, D. L. Campbell, B. Kannan, D. Kim, M. Kjaergaard, P. Krantz, G. O. Samach, F. Yan, J. L. Yoder, K. Watanabe, T. Taniguchi, T. P. Orlando, S. Gustavsson, P. Jarillo-Herrero, and W. D. Oliver, Coherent control of a hybrid superconducting circuit made with graphene-based van der Waals heterostructures, *Nature Nanotechnology* **14**, 120 (2019).
- [11] O. Sagi, A. Crippa, M. Valentini, M. Janik, L. Baghumyan, G. Fabris, L. Kapoor, F. Hassani, J. Fink, S. Calcaterra, D. Chrastina, G. Isella, and G. Katsaros, A gate tunable transmon qubit in planar Ge, *Nature Communications* **15**, 6400 (2024).
- [12] E. Kiyooka, C. Tangchingchai, L. Noirot, A. Leblanc, B. Brun, S. Zihlmann, R. Maurand, V. Schmitt, É. Dumur, J.-M. Hartmann, F. Lefloch, and S. De Franceschi, Gatemon Qubit on a Germanium Quantum-Well Heterostructure, *Nano Letters* **25**, 562 (2025).
- [13] M. Hays, G. De Lange, K. Serniak, D. J. Van Wierkom, D. Bouman, P. Krogstrup, J. Nygård, A. Geresdi, and M. H. Devoret, Direct Microwave Measurement of Andreev-Bound-State Dynamics in a Semiconductor-Nanowire Josephson Junction, *Phys. Rev. Lett.* **121**, 47001 (2018), arXiv:1711.01645.
- [14] L. Tosi, C. Metzger, M. F. Goffman, C. Urbina, H. Pothier, S. Park, A. L. Yeyati, J. Nygård, and P. Krogstrup, Spin-Orbit Splitting of Andreev States Revealed by Microwave Spectroscopy, *Physical Review X* **9**, 011010 (2019).
- [15] T. W. Larsen, M. E. Gershenson, L. Casparis, A. Kringhøj, N. J. Pearson, R. P. McNeil, F. Kuemmeth, P. Krogstrup, K. D. Petersson, and C. M. Marcus, Parity-Protected Superconductor-Semiconductor Qubit, *Phys. Rev. Lett.* **125**, 56801 (2020), arXiv:2004.03975.
- [16] M. Pita-Vidal, A. Bargerbos, C.-K. Yang, D. J. van Wierkom, W. Pfaff, N. Haider, P. Krogstrup, L. P. Kouwenhoven, G. de Lange, and A. Kou, Gate-Tunable Field-Compatible Fluxonium, *Physical Review Applied* **14**, 064038 (2020).
- [17] A. Bargerbos, M. Pita-Vidal, R. Žitko, J. Ávila, L. J. Splitthoff, L. Grünhaupt, J. J. Wesdorp, C. K. Andersen, Y. Liu, L. P. Kouwenhoven, R. Aguado, A. Kou, and B. van Heck, Single-Doublet Transitions of a Quantum Dot Josephson Junction Detected in a Transmon Circuit, *PRX Quantum* **3**, 030311 (2022).
- [18] M. Pita-Vidal, A. Bargerbos, R. Žitko, L. J. Splitthoff, L. Grünhaupt, J. J. Wesdorp, Y. Liu, L. P. Kouwenhoven, R. Aguado, B. van Heck, A. Kou, and C. K. Andersen, Direct manipulation of a superconducting spin qubit strongly coupled to a transmon qubit, *Nature Physics* , 1 (2023).
- [19] A. Bargerbos, M. Pita-Vidal, R. Žitko, L. J. Splitthoff, L. Grünhaupt, J. J. Wesdorp, Y. Liu, L. P. Kouwenhoven, R. Aguado, C. K. Andersen, A. Kou, and B. van Heck, Spectroscopy of Spin-Split Andreev Levels in a Quantum Dot with Superconducting Leads, *Physical Review Letters* **131**, 097001 (2023).
- [20] W. M. Strickland, B. H. Elfeky, L. Baker, A. Miani, J. Lee, I. Levy, J. Issokson, A. Vrajitoarea, and J. Shabani, Gatemonium: A Voltage-Tunable Fluxonium (2025), arXiv:2406.09002 [cond-mat].
- [21] J. G. Kroll, W. Uilhoorn, K. L. van der Enden, D. de Jong, K. Watanabe, T. Taniguchi, S. Goswami, M. C. Cassidy, and L. P. Kouwenhoven, Magnetic field compatible circuit quantum electrodynamics with graphene Josephson junctions, *Nature Communications* **9**, 4615 (2018).
- [22] A. Kringhøj, T. W. Larsen, O. Erlandsson, W. Uilhoorn, J. Kroll, M. Hesselberg, R. McNeil, P. Krogstrup, L. Casparis, C. Marcus, and K. Petersson, Magnetic-Field-Compatible Superconducting Transmon Qubit, *Physical Review Applied* **15**, 054001 (2021).
- [23] G. Kurizki, P. Bertet, Y. Kubo, K. Mølmer, D. Petrosyan, P. Rabl, and J. Schmiedmayer, Quantum technologies with hybrid systems, *Proceedings of the National Academy of Sciences* **112**, 3866 (2015).
- [24] A. A. Clerk, K. W. Lehnert, P. Bertet, J. R. Petta, and Y. Nakamura, Hybrid quantum systems with circuit quantum electrodynamics, *Nature Physics* **16**, 257 (2020).
- [25] T. VakhTEL and B. van Heck, Quantum phase slips in a resonant Josephson junction, *Phys. Rev. B* **107**, 195405 (2023).
- [26] T. VakhTEL, P. D. Kurilovich, M. Pita-Vidal, A. Bargerbos, V. Fatemi, and B. van Heck, Tunneling of fluxons via a Josephson resonant level, *Phys. Rev. B* **110**, 045404 (2024).
- [27] J. Aumentado, G. Catelani, and K. Serniak, Quasiparticle poisoning in superconducting quantum computers, *Physics Today* **76**, 34 (2023).
- [28] H. Zheng, L. Y. Cheung, N. Sangwan, A. Kononov, R. Haller, J. Ridderbos, C. Ciaccia, J. H. Ungerer, A. Li, E. P. Bakkers, A. Baumgartner, and C. Schönenberger, Coherent Control of a Few-Channel Hole Type Gatemon Qubit, *Nano Letters* **24**, 7173 (2024).
- [29] V. V. Deshpande and M. Bockrath, The one-dimensional Wigner crystal in carbon nanotubes, *Nature Physics* **4**, 314 (2008), publisher: Nature Publishing Group.
- [30] S. Pecker, F. Kuemmeth, A. Secchi, M. Rontani, D. C. Ralph, P. L. McEuen, and S. Ilani, Observation and spectroscopy of a two-electron Wigner molecule in an ultra-clean carbon nanotube, *Nature Physics* **9**, 576 (2013).
- [31] L. Sárkány, E. Szirmai, C. P. Moca, L. Glazman, and G. Zaránd, Wigner crystal phases in confined carbon nanotubes, *Phys. Rev. B* **95**, 115433 (2017).
- [32] I. Shapir, A. Hamo, S. Pecker, C. P. Moca, Ö. Legeza, G. Zarand, and S. Ilani, Imaging the electronic wigner crystal in one dimension, *Science* **364**, 870 (2019), <https://www.science.org/doi/pdf/10.1126/science.aat0905>.
- [33] O. Arroyo-Gascón, R. Fernández-Perea, E. Suárez Morell, C. Cabrillo, and L. Chico, One-Dimensional Moiré Superlattices and Flat Bands in Collapsed Chiral Carbon Nanotubes, *Nano Letters* **20**, 7588 (2020), publisher: American Chemical Society.

- [34] X. Zhou, Y. Chen, J. Chen, C. Hu, B. Lyu, K. Xu, S. Lou, P. Shen, S. Ma, Z. Wu, Y. Xie, Z. Zhang, Z. Lü, W. Luo, Q. Liang, L. Xian, G. Zhang, and Z. Shi, Pressure-induced flat bands in one-dimensional moiré superlattices of collapsed chiral carbon nanotubes, *Phys. Rev. B* **109**, 045105 (2024).
- [35] M. R. Delbecq, V. Schmitt, F. D. Parmentier, N. Roch, J. J. Viennot, G. Fève, B. Huard, C. Mora, A. Cottet, and T. Kontos, Coupling a Quantum Dot, Fermionic Leads, and a Microwave Cavity on a Chip, *Physical Review Letters* **107**, 256804 (2011).
- [36] M. R. Delbecq, L. E. Bruhat, J. J. Viennot, S. Datta, A. Cottet, and T. Kontos, Photon-mediated interaction between distant quantum dot circuits, *Nature Communications* **4**, 1400 (2013).
- [37] J. J. Viennot, M. R. Delbecq, M. C. Dartiailh, A. Cottet, and T. Kontos, Out-of-equilibrium charge dynamics in a hybrid circuit quantum electrodynamics architecture, *Physical Review B* **89**, 165404 (2014).
- [38] J. J. Viennot, M. C. Dartiailh, A. Cottet, and T. Kontos, Coherent coupling of a single spin to microwave cavity photons, *Science* **349**, 408 (2015).
- [39] E. A. Laird, F. Pei, and L. P. Kouwenhoven, A valley-spin qubit in a carbon nanotube, *Nat. Nanotechnol.* **8**, 565 (2013), arXiv:1210.3085.
- [40] T. Pei, A. Pályi, M. Mergenthaler, N. Ares, A. Mavalankar, J. H. Warner, G. A. Briggs, and E. A. Laird, Hyperfine and Spin-Orbit Coupling Effects on Decay of Spin-Valley States in a Carbon Nanotube, *Phys. Rev. Lett.* **118**, 1 (2017), arXiv:1607.01695.
- [41] Z. V. Penfold-Fitch, F. Sfigakis, and M. R. Buitelaar, Microwave Spectroscopy of a Carbon Nanotube Charge Qubit, *Phys. Rev. Appl.* **7**, 1 (2017), arXiv:1706.01096.
- [42] I. Khivrich and S. Ilani, Atomic-like charge qubit in a carbon nanotube enabling electric and magnetic field nanosensing, *Nat. Commun.* **11**, 1 (2020).
- [43] M. Mergenthaler, A. Nersisyan, A. Patterson, M. Esposito, A. Baumgartner, C. Schönenberger, G. A. D. Briggs, E. A. Laird, and P. J. Leek, Circuit Quantum Electrodynamics with Carbon-Nanotube-Based Superconducting Quantum Circuits, *Phys. Rev. Appl.* **15**, 1 (2021).
- [44] C. R. Dean, A. F. Young, I. Meric, C. Lee, L. Wang, S. Sorgenfrei, K. Watanabe, T. Taniguchi, P. Kim, K. L. Shepard, and J. Hone, Boron nitride substrates for high-quality graphene electronics, *Nature Nanotechnology* **5**, 722 (2010).
- [45] J. I.-J. Wang, M. A. Yamoah, Q. Li, A. H. Karamlou, T. Dinh, B. Kannan, J. Braumüller, D. Kim, A. J. Melville, S. E. Muschinske, B. M. Niedzielski, K. Serniak, Y. Sung, R. Winik, J. L. Yoder, M. E. Schwartz, K. Watanabe, T. Taniguchi, T. P. Orlando, S. Gustavsson, P. Jarillo-Herrero, and W. D. Oliver, Hexagonal boron nitride as a low-loss dielectric for superconducting quantum circuits and qubits, *Nature Materials* **21**, 398 (2022).
- [46] J. Lisenfeld, A. Bilmes, A. Megrant, R. Barends, J. Kelly, P. Klimov, G. Weiss, J. M. Martinis, and A. V. Ustinov, Electric field spectroscopy of material defects in transmon qubits, *npj Quantum Information* **5**, 1 (2019), publisher: Nature Publishing Group.
- [47] S. Annabi, E. Arrighi, A. Peugeot, H. Riechert, J. Griesmar, K. Watanabe, T. Taniguchi, L. Bretheau, and J.-D. Pillet, Josephson junctions based on ultraclean carbon nanotubes, *Physical Review Applied* **22**, 064035 (2024).
- [48] P. Jarillo-Herrero, J. A. van Dam, and L. P. Kouwenhoven, Quantum supercurrent transistors in carbon nanotubes, *Nature* **439**, 953 (2006).
- [49] J. Koch, T. M. Yu, J. Gambetta, A. A. Houck, D. I. Schuster, J. Majer, A. Blais, M. H. Devoret, S. M. Girvin, and R. J. Schoelkopf, Charge-insensitive qubit design derived from the Cooper pair box, *Physical Review A* **76**, 042319 (2007).
- [50] J.-D. Pillet, C. H. L. Quay, P. Morfin, C. Bena, A. L. Yeyati, and P. Joyez, Andreev bound states in supercurrent-carrying carbon nanotubes revealed, *Nature Physics* **6**, 965 (2010).
- [51] J. A. van Dam, Y. V. Nazarov, E. P. A. M. Bakkers, S. De Franceschi, and L. P. Kouwenhoven, Supercurrent reversal in quantum dots, *Nature* **442**, 667–670 (2006).
- [52] H. I. Jørgensen, T. Novotný, K. Grove-Rasmussen, K. Flensberg, and P. E. Lindelof, Critical current $0-\pi$ transition in designed Josephson quantum dot junctions, *Nano Letters* **7**, 2441–2445 (2007).
- [53] R. Maurand, T. Meng, E. Bonet, S. Florens, L. Marty, and W. Wernsdorfer, First-order $0-\pi$ quantum phase transition in the kondo regime of a superconducting carbon-nanotube quantum dot, *Physical Review X* **2**, 10.1103/physrevx.2.011009 (2012).
- [54] R. Delagrange, R. Weil, A. Kasumov, M. Ferrier, H. Bouchiat, and R. Deblock, $0-\pi$ quantum transition in a carbon nanotube Josephson junction: Universal phase dependence and orbital degeneracy, *Physical Review B* **93**, 10.1103/physrevb.93.195437 (2016).
- [55] E. Vecino, A. Martín-Rodero, and A. L. Yeyati, Josephson current through a correlated quantum level: Andreev states and π junction behavior, *Physical Review B* **68**, 10.1103/physrevb.68.035105 (2003).
- [56] T. Meng, S. Florens, and P. Simon, Self-consistent description of Andreev bound states in Josephson quantum dot devices, *Physical Review B* **79**, 224521 (2009).
- [57] A. Zazunov, A. L. Yeyati, and R. Egger, Josephson effect for SU(4) carbon-nanotube quantum dots, *Physical Review B* **81**, 10.1103/physrevb.81.012502 (2010).
- [58] A. F. Linskens, I. Holleman, N. Dam, and J. Reuss, Two-photon Rabi oscillations, *Physical Review A* **54**, 4854–4862 (1996).
- [59] V. Fatemi, P. D. Kurilovich, A. R. Akhmerov, and B. v. Heck, Nonlinearity of transparent SNS weak links decreases sharply with length (2024).
- [60] M. Zgirski, L. Bretheau, Q. Le Masne, H. Pothier, D. Esteve, and C. Urbina, Evidence for Long-Lived Quasiparticles Trapped in Superconducting Point Contacts, *Physical Review Letters* **106**, 257003 (2011).
- [61] A. Baydin, F. Tay, J. Fan, M. Manjappa, W. Gao, and J. Kono, Carbon Nanotube Devices for Quantum Technology, *Materials* **15**, 1535 (2022).
- [62] B. Neukelmann, B. Hue, Q. Schaefferbeke, L. Jarjat, A. Théry, J. Craquelin, W. Legrand, T. Cubaynes, G. Abulizi, J. Becdelievre, M. E. Abbassi, A. Larrouy, K. F. Ourak, D. Stefani, J. A. Sulpizio, A. Cottet, M. M. Desjardins, T. Kontos, and M. R. Delbecq, Microsecond-lived quantum states in a carbon-based circuit driven by cavity photons (2024).
- [63] J.-D. Pillet, V. Benzoni, J. Griesmar, J.-L. Smir, and Ç. Ö. Girit, Nonlocal Josephson Effect in Andreev Molecules, *Nano Letters* **19**, 7138 (2019).
- [64] D. Z. Haxell, M. Coraiola, M. Hinderling, S. C. ten Kate, D. Sabonis, A. E. Svetogorov, W. Belzig, E. Cheah,

- F. Krizek, R. Schott, W. Wegscheider, and F. Nichele, Demonstration of the Nonlocal Josephson Effect in Andreev Molecules, *Nano Letters* **23**, 7532 (2023).
- [65] J. Klinovaja, M. J. Schmidt, B. Braunecker, and D. Loss, Helical modes in carbon nanotubes generated by strong electric fields, *Physical Review Letters* **106**, 10.1103/physrevlett.106.156809 (2011).
- [66] J. Klinovaja, S. Gangadharaiah, and D. Loss, Electric-field-induced majorana fermions in armchair carbon nanotubes, *Physical Review Letters* **108**, 10.1103/physrevlett.108.196804 (2012).
- [67] M. Marganska, L. Milz, W. Izumida, C. Strunk, and M. Grifoni, Majorana quasiparticles in semiconducting carbon nanotubes, *Physical Review B* **97**, 10.1103/physrevb.97.075141 (2018).
- [68] H. Riechert, Data and code for “Superconducting qubit based on a single molecule: the nanotube gatemon”, Zenodo (2025), <https://doi.org/10.5281/zenodo.14933864>.
- [69] M. D. Reed, L. DiCarlo, B. R. Johnson, L. Sun, D. I. Schuster, L. Frunzio, and R. J. Schoelkopf, High-Fidelity Readout in Circuit Quantum Electrodynamics Using the Jaynes-Cummings Nonlinearity, *Physical Review Letters* **105**, 173601 (2010).
- [70] A. Kringhøj, B. Van Heck, T. Larsen, O. Erlandsson, D. Sabonis, P. Krogstrup, L. Casparis, K. Petersson, and C. Marcus, Suppressed Charge Dispersion via Resonant Tunneling in a Single-Channel Transmon, *Physical Review Letters* **124**, 246803 (2020).