

MMKE-BENCH: A MULTIMODAL EDITING BENCHMARK FOR DIVERSE VISUAL KNOWLEDGE

Yuntao Du^{1,2*}, Kailin Jiang^{3,1*}, Zhi Gao^{1,4}, Chenrui Shi^{5,1}, Zilong Zheng^{1†}, Siyuan Qi¹, Qing Li^{1†}

¹State Key Laboratory of General Artificial Intelligence, BIGAI

²School of Software & Joint SDU-NTU Centre for Artificial Intelligence Research (C-FAIR), Shandong University

³University of Science and Technology of China

⁴State Key Laboratory of General Artificial Intelligence, Peking University

⁵Beijing Key Laboratory of Intelligent Information Technology,
School of Computer Science & Technology, Beijing Institute of Technology

ABSTRACT

Knowledge editing techniques have emerged as essential tools for updating the factual knowledge of large language models (LLMs) and multimodal models (LMMs), allowing them to correct outdated or inaccurate information without retraining from scratch. However, existing benchmarks for multimodal knowledge editing primarily focus on entity-level knowledge represented as simple triplets, which fail to capture the complexity of real-world multimodal information. To address this issue, we introduce MMKE-Bench, a comprehensive **MultiModal Knowledge Editing Benchmark**, designed to evaluate the ability of LMMs to edit diverse visual knowledge in real-world scenarios. MMKE-Bench addresses these limitations by incorporating three types of editing tasks: visual entity editing, visual semantic editing, and user-specific editing. Besides, MMKE-Bench uses free-form natural language to represent and edit knowledge, offering a more flexible and effective format. The benchmark consists of 2,940 pieces of knowledge and 8,363 images across 33 broad categories, with evaluation questions automatically generated and human-verified. We assess five state-of-the-art knowledge editing methods on three prominent LMMs, revealing that no method excels across all criteria, and that visual and user-specific edits are particularly challenging. MMKE-Bench sets a new standard for evaluating the robustness of multimodal knowledge editing techniques, driving progress in this rapidly evolving field.

Project Page: <https://mmke-bench-iclr.github.io/>

1 INTRODUCTION

Large language models (LLMs) and multimodal models (LMMs) have demonstrated remarkable success across various tasks due to their powerful understanding and reasoning abilities, grounded in vast amounts of knowledge (Brown et al., 2020; Zhao et al., 2023; Liu et al., 2024b). However, the knowledge within these models can become outdated or inaccurate over time due to evolving real-world information and changes in factual data. To address this, knowledge editing techniques have been developed to correct inaccuracies and inject new knowledge into pre-trained models with minimal cost, without affecting unrelated content (Mitchell et al., 2022b; Yao et al., 2023). In recent years, several datasets have been introduced to benchmark the progress of knowledge editing methods in both the textual (Yao et al., 2023; Onoe et al., 2023; Cao et al., 2021; Li et al., 2023b) and multimodal domains (Cheng et al., 2023; Huang et al., 2024; Li et al., 2024; Zhang et al., 2024).

However, most existing benchmarks focus on editing *entity-level* knowledge, typically formatted as a triplet (*subject, relation, object*). While effective in certain tasks, this format lacks the complexity required for real-world applications, particularly in multimodal domains where visual knowledge must also encompass actions, body gestures, and object relationships. Furthermore, knowledge editing techniques have quickly saturated on these benchmarks, achieving near-perfect performance.

*Equal contribution. † Corresponding author.



Figure 1: Comparison between the existing benchmark and MMKE-Bench with a detailed example. In this example, the texts in red represent the edited counterfactual content. T/I-Rel represents text and image reliability, T/I-Gen represents text and image generalization and Port represents portability. Previous benchmarks mainly focus on entity recognition editing using a triplet-based knowledge representation format, which does not align with actual scenarios. MMKE-Bench focuses on evaluating diverse semantic editing in realistic scenarios in a natural language format.

For example, simply fine-tuning the LLaVA model achieved 99.59%, 99.43%, and 95.48% accuracies for reliability, text generalization, and image generalization, respectively, on the VLKEB benchmark Huang et al. (2024). This highlights the urgent need for a more challenging benchmark to foster the development of multimodal knowledge editing techniques.

To address these issues, we introduce MMKE-Bench, a comprehensive multimodal knowledge editing benchmark designed to **evaluate diverse semantic editing in real-world scenarios**. MMKE-Bench represents multimodal knowledge using free-form natural language descriptions paired with images, providing a richer and more flexible expression of interconnected information. Reflecting real-world needs, MMKE-Bench includes three types of editing: visual entity editing, visual semantic editing, and user-specific editing. Visual entity editing updates entity-centric visual knowledge, while visual semantic editing targets complex object behaviors and relationships, such as referee gestures and traffic signals. Lastly, user-specific editing evaluates the model’s ability to integrate individualized knowledge. The first two types modify existing knowledge, while the third adds new knowledge. Comparisons with existing benchmarks are shown in Fig.1 and Tab.1.

To construct MMKE-Bench, we first collect original knowledge from various images and knowledge sources (e.g., multimodal knowledge graphs, demo videos, Google, and LLM generation). Next, we create editing knowledge by applying *counterfactual editing for the text modality* and *image replacement for the image modality*. User-specific editing involves adding entirely new, personalized knowledge to the model and does not need counterfactual editing. Following previous works (Zheng et al., 2023; Huang et al., 2024), we adhere to four evaluation principles: *reliability, locality, generalization, and portability*, generating evaluation questions and answers automatically. Finally, all questions and answers undergo human verification and are revised where necessary. The resulting benchmark contains 2,940 pieces of knowledge and 8,363 images across 33 broad categories.

We evaluate five of the most prominent multimodal knowledge editing methods on three representative LMMs, assessing their performance in both single and sequential editing tasks. Empirically, we find that (i) no single editing method excels across all evaluation criteria; (ii) visual knowledge and user-specific knowledge are more difficult for LMMs to edit; (iii) modern LMMs excel in producing and applying edited knowledge; and (iv) the proposed benchmark proves more challenging than previous benchmarks.

Table 1: Overall comparison with existing multimodal knowledge editing benchmarks.

Benchmark	Knowledge Representation	Visual Entity Editing	Visual Semantic Editing	User-Specific Editing	Evaluation Principle
MMEdit	Short-Text	✓	✗	✗	Reliability, Locality, and Generalization
MIKE	Triplet	✓	✗	✗	Reliability, Locality, and Generalization
MC-MKE	Triplet	✓	✗	✗	Reliability, Locality, and Generalization
VLKEB	Triplet	✓	✗	✗	Reliability, Locality, Generalization, and Portability
MMKE-Bench	Free-Form Natural Language	✓	✓	✓	Reliability, Locality, Generalization, and Portability

To sum up, our contribution can be summarized as follows:

- We propose MMKE-Bench, a challenging benchmark for evaluating diverse semantic editing in real-world scenarios. It adopts free-form natural language-based knowledge representation and includes three types of editing aligned with real-world contexts.
- We introduce a novel pipeline for benchmark construction that collects original knowledge, generates editing knowledge, and produces evaluation questions guided by four principles.
- Extensive experiments with various baseline methods and LMMs in both single and sequential editing settings are conducted, revealing several limitations in existing knowledge editing approaches.

2 RELATED WORK

2.1 LARGE MULTIMODAL MODEL

Large multimodal models have achieved excellent performance in various multimodal understanding tasks due to vast knowledge and effective cross-modality alignment. Typically, such models integrate a vision encoder with a pertained large language model, linking the two components by an alignment module. Notably, BLIP-2 (Li et al., 2023a) adopts Q-Former, a lightweight Transformer, as the alignment module. Inspired by the instruction tuning in LMM, MiniGPT-4 (Zhu et al., 2023) and InstructBLIP (Dai et al., 2023) enhance this structure with multimodal instruction tuning. In contrast, LLaVA (Liu et al., 2024b) utilizes an MLP layer for alignment and proposes to generate an instruction-tuning dataset by self-instruct strategy (Wang et al., 2022). Qwen-VL (Bai et al., 2023) introduces a novel module, the visual receptor, as its alignment module and proposes a three-stage training pipeline, achieving excellent performance across various multimodal tasks. Besides, several notable LMMs, such as mPLUG-DocOw 1.5 (Hu et al., 2024), InternVL-2 (Chen et al., 2024), and MiniCPM-V 2.5 (Yao et al., 2024), have also achieved comparable or even superior results compared with GPT-4o.

2.2 KNOWLEDGE EDITING FOR LARGE LANGUAGE MODEL

Existing methods for LLM can be divided into three categories: resorting to external knowledge, incorporating knowledge into the model, and editing internal knowledge. Resorting to external knowledge typically involves maintaining memory and retrieving the most relevant cases for each input. For instance, IKE Zheng et al. (2023) provides in-context learning example support by building three types of demo examples: copy, update, and retain. SERAC Mitchell et al. (2022b) builds a new counterfactual model by keeping the base model and using a scope classifier to determine whether to answer with a counterfactual model. The category of merging the knowledge into the model aims to learn representations of the new knowledge and incorporate this information into the model. Eva-KELLM Wu et al. (2023a) employs LoRA for knowledge editing, while GRACE (Hartvigsen et al., 2023) adopts a novel approach by maintaining a discrete codebook functioning as an adapter. Lastly, editing intrinsic knowledge works on directly modifying the model’s weight using knowledge-specific methods through meta-learning and localization editing. The meta-learning method trains a hypernetwork to learn how to adjust the model. KE De Cao et al. (2021) utilizes new knowledge representations directly to train the model to update the matrix, while MEND Mitchell et al. (2022a) applies rank-one decomposition to divide the model into two rank matrices. Additionally, localization approaches, like ROME Meng et al. (2022) and MEMIT, Meng et al. (2024) employ a causal analysis method to detect which parts of the hidden state are more important by treating editing as minimal optimization, ensuring its reliability and non-circumvention.

2.3 KNOWLEDGE EDITING FOR LARGE MULTIMODAL MODEL

Recently, several benchmarks have been proposed to evaluate the performance of editing LMMs. The MMEdit benchmark (Cheng et al., 2023) systematically defines the first evaluation framework

for multimodal knowledge editing based on visual question answering and image caption tasks. As the MMEdit could not assess fine-grained entity knowledge, subsequent evaluation benchmarks focus on fine-grained entity recognition editing. MIKE (Li et al., 2024) evaluates recognizing new entities while VLKEB (Huang et al., 2024) targets editing known entities and introduces a portability evaluation principle. MC-MKE (Zhang et al., 2024) further extends fine-grained entity recognition by emphasizing modality consistency. However, these benchmarks mainly represent editing knowledge through triples and overlook diverse semantic editing in realistic scenarios.

3 PROBLEM DEFINITION

3.1 KNOWLEDGE REPRESENTATION AND EDITING

MMKE-Bench is distinctive in evaluating diverse semantic editing in realistic scenarios, leveraging natural language-based knowledge representation. It includes three types of editing: visual entity editing, visual semantic editing, and user-specific editing. Each piece of knowledge is represented in a unified format, $k = (i, d)$, where i refers to the image and d represents the natural language description of the main object, visual content, or a user-personalized item. For example, in the case of a referee’s gesture, the image captures the action performed by the referee, while the description explains how the gesture is executed and its impact on the match. During knowledge editing, the original knowledge is transformed into $k_e = (i_e, d_e)$ in both visual entity and visual semantic editing, while it remains $k_e = (i, d)$ for user-specific editing. This is because user-specific editing introduces entirely new personalized knowledge into LMMs without needing to alter the image or description.

3.2 EDITING TYPE OF MMKE-BENCH

Considering real-world needs, MMKE-Bench includes three types of editing as follows.

Visual Entity Editing This type targets entity-centric modifications and the description covers multiple aspects of an entity. In realistic scenarios, models may misidentify or retain incorrect or outdated information about the entity. Visual entity editing addresses this issue by allowing for simultaneous correction of all related content. To simulate such scenarios, we propose replacing the original image of the entity with that of another entity of the same type and modifying key information into counterfactual content. As shown in Fig.1, Zlatan Ibrahimović’s image is replaced with that of Wayne Rooney, and related information (e.g., nationality, club) is altered to counterfactual details.

Visual Semantic Editing This type focuses on complex visual semantics-centric modifications, encompassing body gestures, actions, object relationships, and so on. The description provides detailed information about the semantic action and its rules or meanings. The LMMs may misrecognize and misunderstand these semantics, but visual semantic editing can address this issue by modifying both actions images, and meanings simultaneously. To simulate this, this type of editing also involves replacing the image of one semantic action with that of another action of the same type and altering the rule or meaning to counterfactual content. As shown in Fig.1, the offside gesture in soccer is replaced with that of substitution, and the associated rule (e.g. kick-off location) is modified to counterfactual contents.

User-Specific Editing This type focuses on injecting personalized user information into LMMs, and the description details the relationship between the user and the object, as well as their experiences. As there is a growing demand for LMMs to function as personalized AI assistants that can remember relevant user information, user-specific editing is designed to meet this need. Pre-trained LMMs serve as general models, so all user-specific information is treated as new knowledge for LMM. Thus, counterfactual editing is unnecessary, and original knowledge is used as editing knowledge. For example, Fig.1 describes the relationship between the toy puppet and the user’s habits.

4 BENCHMARK

As shown in Fig. 2, we construct the benchmark through four steps: i) Original Knowledge Collection; ii) Editing Knowledge Generation; iii) Evaluation Question Generation; and iv) Human Verification.

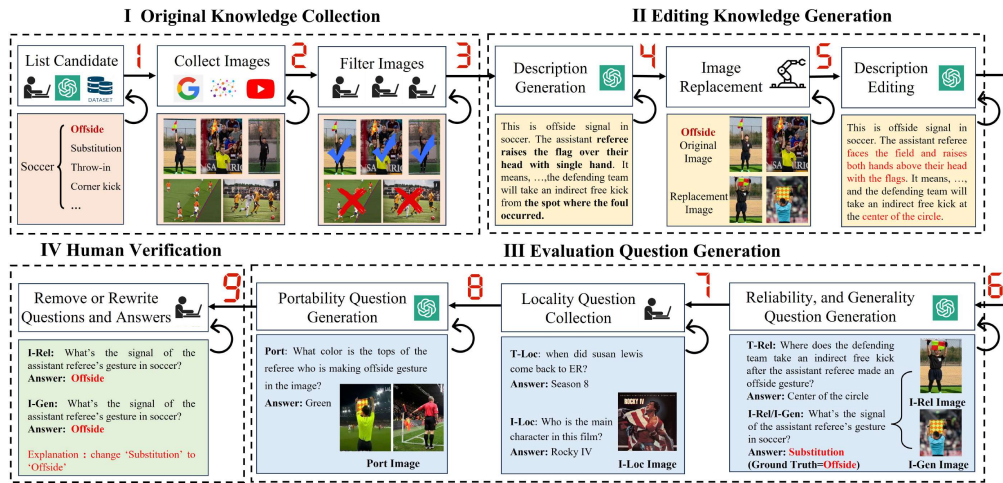


Figure 2: The construction pipeline of MMKE-Bench.

4.1 ORIGINAL KNOWLEDGE COLLECTION

In gathering original knowledge, we first list candidate fine-grained entities, visual semantics, or user-specific items, and then collect their corresponding images and descriptions.

For visual entity editing, we source candidates from two datasets: the multimodal knowledge graph, MMpedia Wu et al. (2023b), and the visual entity recognition dataset, OVEN Hu et al. (2023). For each entity selected from the existing dataset, we get their images from the datasets and then manually review the images by removing the entities that cannot uniquely identify the main entity from images and noise images. For entities with less than two images, we recollect additional images by crawling from Google. Next, we retrieve entity descriptions from the Wikipedia summary dumps¹ and summarize the description by an LLM to generate the final descriptions. As shown in Fig. 3, this type covers 10 broad categories.

For visual semantic editing, as shown in Fig. 3, we define the candidates across 14 broad categories of semantic knowledge, including single-person behaviors, single-object behaviors or attributes, object relationships, and global structures. For certain types of visual knowledge that have corresponding datasets, such as object relationships, textures, and art styles, we collect both the candidate semantics and associated images from these datasets. For other cases, we extract images from demonstration videos or gather them via Google, applying human verification for quality control. Descriptions of the visual semantic actions, along with the rules or meanings conveyed by these behaviors, are generated with the assistance of LLM or human writers. Details of the image sources are provided in the appendix.

For user-specific editing, we consider 9 broad categories of personalized information sources, such as favorite singers, owned pets, and alma maters. For personal items and pets, we gather candidates and images from the existing personalized research works Nguyen et al. (2024); Alaluf et al. (2024). For singers, actors, and cartoon characters, we first generate a candidate list and then crawl images from Google. For other categories, including company, university, sports club, and organization, we source candidates from MMpedia, manually verifying and removing noise images. Finally, we employ an LLM to generate personalized relationships and experiences between the user and these objects.

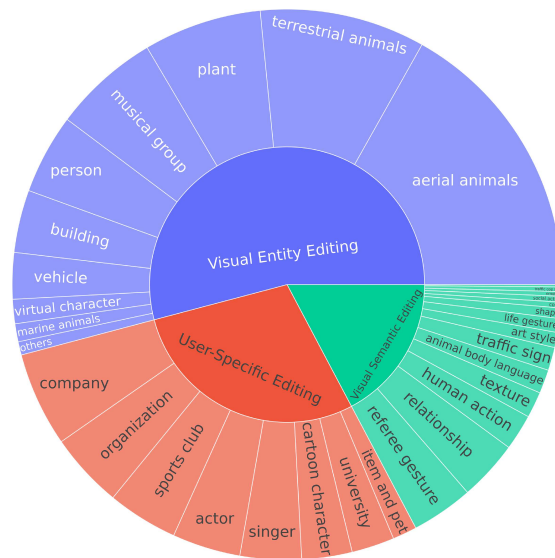


Figure 3: The types of samples in MMKE-Bench.

¹<https://dumps.wikimedia.org/enwiki/20240620/>

4.2 EDITING KNOWLEDGE GENERATION

Considering the multimodal nature of large multimodal models (LMMs), we propose editing both text and visual modalities when constructing the benchmark. Specifically, we focus on editing visual entities and visual semantic knowledge while leaving user-specific knowledge unchanged. The former is treated as knowledge editing, while the latter is regarded as knowledge insertion.

For the visual modality, we follow the image-replacement-based editing approach from previous work Huang et al. (2024), where an image of the entity or semantic action is randomly replaced with another of the same type. For example, as illustrated in Fig. 1 and Fig. 2, the assistant referee’s offside penalty gesture is replaced with a substitution gesture in the edited visual content. In the text modality, we modify key information about the entity and the rule or meaning into counterfactual content for visual entity editing and visual semantic editing, respectively. Additionally, we update the action description to align with the new visual content. In the example of the offside gesture, the original action description is replaced with that of the substitution gesture, and the kick-off location is edited from the foul position to the penalty spot.

4.3 EVALUATION QUESTION GENERATION

We adhere to four key evaluation principles to generate both the questions and answers. The reliability and portability questions are generated by prompting LLM and we show the prompts in the appendix.

Reliability Question Generation The reliability criterion assesses whether the edited knowledge is correctly produced after the editing process. When generating questions and answers, we prompt the LLM with a requirement that the question must ask one aspect of the edited counterfactual content (e.g., the kick-off location of the offside penalty). To evaluate this, we consider both text reliability and image reliability, measuring the LMM’s ability to edit across text and visual modalities. Text reliability questions are crafted to be answerable without images, while image reliability questions use the format {the type in the image} to reference the main object, behavior, or personalized item. An example is provided in Fig. 2. We denote the reliability question sets as $Q_{rel} = (i_e, q_r, a_r)$, where i_e represents the edited image, q_r the question, and a_r the answer. Let M_θ and M'_θ denote the original and edited LMMs, respectively, and $\mathbb{I}[\cdot]$ denoted indicator function, reliability is then evaluated as:

$$\mathbb{E}_{(i_e, q_r, a_r) \sim Q_{rel}} \mathbb{I}[M'_\theta(i_e, q_r) = a_r] \quad (1)$$

Locality Question Generation The locality criterion evaluates how much unrelated knowledge remains unchanged in the edited model by comparing its outputs before and after the editing process. For locality, we assess both text and image locality, which tests the model’s stability when dealing with out-of-scope knowledge from each modality. Following prior work, we source locality questions and answers from the VLKEB benchmark Huang et al. (2024), where the text questions are drawn from the NQ dataset Kwiatkowski et al. (2019), and the image questions are specifically designed by VLKEB. We represent the locality question set as $Q_{loc} = (i_l, q_l)$, and locality is evaluated as:

$$\mathbb{E}_{(i_l, q_l) \sim Q_{loc}} \mathbb{I}[M_\theta(i_l, q_l) = M'_\theta(i_l, q_l)] \quad (2)$$

Generalization Question Generation The generalization criterion evaluates how effectively the model responds to neighboring samples. Unlike triplet-based knowledge editing, we focus exclusively on image generalization, as text generalization is not considered due to the free-form knowledge format. For image generalization, we randomly select another image i_e^g from the multiple available images of an entity, visual behavior, or personalized item, and reuse the same question and answer from the image reliability, with an example shown in Fig. 2. We define the generalization question as $Q_{gen} = (i_e^g, q_g, a_g)$, where $q_g = q_r$ and $a_g = a_r$ for the same object. Generalization is evaluated as:

$$\mathbb{E}_{(i_e^g, q_g, a_g) \sim Q_{gen}} \mathbb{I}[M'_\theta(i_e^g, q_g) = a_g] \quad (3)$$

Portability Question Generation The portability criterion evaluates whether the edited knowledge can be successfully applied to related content. Following prior work Huang et al. (2024), we adopt text portability evaluation for visual entity editing and image modality portability for visual semantic and user-specific editing to enhance visual modality evaluation.

For visual entity editing, we generate questions about the edited content, utilizing supplementary information from Wikipedia for question generation. For example, if the current entity is the Eiffel

Tower and the edited content refers to the building’s designer, we might create a question like, “Who is the designer of the Eiffel Tower?” We can then generate another question about the edited content, such as asking for the designer’s birth year. By combining these two questions, we can formulate the final probability question: “In which year was the builder of the Eiffel Tower born?”

In the case of visual semantic and user-specific editing, we first combine the image of the main behavior or item with another image of the same type to create a new image, denoted as i_e^p . We then pose a question focusing on the differences between the two images, such as hair color or object shape. By integrating this question with one related to the edited content, we derive the final portability question. For instance, as shown in Fig. 2, given an image that includes the offside penalty gesture and the corner-kick gesture made by two assistant referees, we might ask, “What color is the tops of the referee who is making the offside gesture in the image?”. Denote the portability question as $Q_{port} = (i_e^p, q_p, a_p)$, portability is evaluated as:

$$\mathbb{E}_{(i_e^p, q_p, a_p) \sim Q_{port}} \mathbb{I}[M'_\theta(i_e^p, q_p) = a_p] \quad (4)$$

4.4 HUMAN CHECK & BENCHMARK STATISTICS

During benchmark construction, we manually collected, reviewed, and filtered the samples multiple times. In the original knowledge collection stage, we conducted a thorough manual review of the images associated with each entity, behavior, and object to ensure the quality of the collected visuals. Furthermore, after counterfactual editing and question generation, we manually reviewed the questions, revised unsuitable questions, and corrected wrong answers.

The statistics of MMKE-Bench are shown in Tab.2. MMKE-Bench encompasses three classes of edited knowledge, totaling 2,940 knowledge pieces and 8,363 images. The knowledge spans 175 fine-grained types, highlighting the diversity of MMKE-Bench. We split the dataset into training and validation sets at 4:6, with the training set reserved solely for specific knowledge editing methods (e.g., SERAC Mitchell et al. (2022b)).

Table 2: The statistics of MMKE-Bench.

	Types	Train	Test	Images
Visual Entity Editing	76	636	955	3,534
Visual Semantic Editing	65	214	293	3,201
User-Specific Editing	34	331	511	1,628

5 EXPERIMENT

5.1 EXPERIMENTAL SETUP

LMMs and Editing Methods To evaluate our benchmark, we conduct experiments on three representative LMMs: **BLIP-2** (Li et al., 2023a), **MiniGPT-4** (Zhu et al., 2023), and **LLaVA-1.5** (Liu et al., 2024a). Besides, following the previous benchmarks, we select five representative multimodal knowledge editing methods: **1) Fine-tuning (FT)**. We focus on finetuning the LLM (**FT-LLM**) or the vision-language alignment module (**FT-Alignment**), where only the last layer of the LLM is finetuned. **2) Knowledge Editor (KE)** (De Cao et al., 2021). KE uses a hyper-network with constrained optimization to predict the weight update at test time. **3) MEND** (Mitchell et al., 2022a): MEND learns a low-rank decomposition of the gradient of standard fine-tuning. **4) SERAC** (Mitchell et al., 2022b): SERAC is a memory-based method and it stores edits in explicit memory. **5) In-context Knowledge Editing (IKE)** (Zheng et al., 2023): IKE is inspired by in-context learning, and a new demonstration formatting and organization strategies are to construct for guiding knowledge editing.

Experiments settings We perform experiments under both single editing and sequential editing. Single editing is mostly adopted and it updates the base model for each piece of knowledge and then evaluates the editing performance. The sequential editing continuously updates the base model with multiple pieces of knowledge and then evaluates the first piece of knowledge. We follow the previous benchmark and adopt the token-level editing accuracy.

5.2 RESULTS

5.2.1 SINGLE EDITING RESULTS

The results of the existing multimodal knowledge editing methods on MMKE-Bench are shown in Tab. 3, Tab. 4, and Tab. 5. Based on the results, we have several observations.

1) FT-LLM is a strong baseline, while IKE demonstrates the best reliability and generalization. FT-LLM serves as a strong baseline, with other multimodal knowledge editing methods like SERAC, MEND, and KE performing similarly or even worse than FT-LLM. Notably, IKE achieves the best results across nearly all knowledge editing tasks for three LMMs, excelling in text reliability, image

Table 3: The results of single editing for BLIP-2 on MMKE-Bench.

	Method	T-Loc	I-Loc	T-Rel	I-Rel	I-Gen	Port
Visual Entity Editing	FT-LLM	69.76	21.47	<u>39.21</u>	<u>35.76</u>	<u>36.21</u>	18.11
	FT-Alignment	100.00	8.83	20.89	27.51	27.02	19.25
	IKE	55.77	13.19	41.88	41.80	41.76	25.93
	SERAC	<u>99.99</u>	99.69	20.90	20.27	20.49	19.76
	MEND	96.02	<u>69.37</u>	35.67	34.41	34.48	21.31
	KE	83.61	18.02	28.14	28.25	28.46	30.76
Visual Semantic Editing	FT-LLM	64.11	19.25	<u>33.42</u>	30.79	30.71	2.76
	FT-Alignment	100.00	9.48	18.17	<u>35.81</u>	<u>32.67</u>	<u>5.15</u>
	IKE	47.10	13.92	35.56	42.07	41.1	5.03
	SERAC	<u>99.90</u>	99.16	18.26	18.61	17.96	3.81
	MEND	97.29	<u>74.35</u>	28.26	30.79	31.11	3.87
	KE	67.85	14.39	30.97	24.48	24.85	6.70
User-Specific Editing	FT-LLM	61.28	20.49	12.52	<u>27.33</u>	<u>27.80</u>	5.46
	FT-Alignment	100.00	8.74	7.46	17.19	17.31	<u>6.17</u>
	IKE	47.39	12.25	13.25	31.04	30.71	6.03
	SERAC	100.00	99.76	7.46	14.20	14.50	5.10
	MEND	96.95	<u>76.21</u>	11.06	25.21	25.19	5.22
	KE	65.70	15.73	<u>12.79</u>	19.83	19.71	10.80
Average	FT-LLM	65.05	20.40	<u>28.38</u>	<u>31.29</u>	<u>31.57</u>	8.78
	FT-Alignment	100.00	9.02	15.51	26.84	25.67	10.19
	IKE	50.09	13.12	30.23	38.30	37.86	<u>12.33</u>
	SERAC	<u>99.96</u>	99.54	15.54	17.69	17.65	9.56
	MEND	96.75	<u>73.31</u>	25.00	30.14	30.26	10.13
	KE	72.39	16.05	23.97	24.19	24.34	16.09

Table 4: The results of single editing for MiniGPT4 on MMKE-Bench.

	Method	T-Loc	I-Loc	T-Rel	I-Rel	I-Gen	Port
Visual Entity Editing	FT-LLM	84.13	31.53	<u>49.22</u>	41.13	41.40	31.25
	FT-Alignment	100.00	24.85	31.89	33.87	33.93	30.79
	IKE	75.50	15.25	56.42	53.80	53.72	<u>41.09</u>
	SERAC	<u>99.97</u>	99.76	31.88	30.53	30.35	33.43
	MEND	97.49	<u>77.70</u>	47.26	<u>42.20</u>	<u>41.82</u>	34.43
	KE	76.44	18.47	41.28	40.03	40.44	41.55
Visual Semantic Editing	FT-LLM	83.96	31.54	<u>44.45</u>	44.85	<u>43.91</u>	8.16
	FT-Alignment	100.00	25.20	24.93	<u>46.45</u>	<u>42.29</u>	<u>11.43</u>
	IKE	66.45	12.79	55.44	54.85	53.01	10.50
	SERAC	<u>98.70</u>	98.80	27.08	29.65	28.33	10.35
	MEND	97.34	<u>77.16</u>	37.45	42.17	42.62	8.65
	KE	84.14	21.25	38.14	35.23	33.94	14.72
User-Specific Editing	FT-LLM	83.13	34.04	<u>39.74</u>	38.94	38.60	10.53
	FT-Alignment	100.00	25.30	21.07	33.25	33.40	<u>12.33</u>
	IKE	75.35	14.56	61.55	54.86	54.81	11.85
	SERAC	100.00	99.90	21.09	30.63	30.27	10.50
	MEND	97.47	<u>79.19</u>	28.70	<u>40.94</u>	<u>40.25</u>	11.34
	KE	78.46	20.12	22.60	37.91	37.72	19.92
Average	FT-LLM	83.74	32.37	<u>44.47</u>	41.64	41.30	16.65
	FT-Alignment	100.00	25.12	25.96	37.86	36.54	18.18
	IKE	72.43	14.20	57.80	54.50	53.85	<u>21.15</u>
	SERAC	<u>99.56</u>	99.49	26.68	30.27	29.65	18.09
	MEND	97.43	<u>78.02</u>	37.80	<u>41.77</u>	<u>41.56</u>	18.14
	KE	79.68	19.95	34.01	37.72	37.37	25.40

reliability, and image generalization. These results indicate that in-context examples significantly enhance the model’s understanding of how knowledge is edited, leading to superior performance.

2) Image locality is more challenging than text locality, and SERAC and MEND perform best in maintaining locality. Most knowledge editing methods deliver better text locality results compared to image locality, suggesting that editing LMMs tends to compromise visual knowledge more severely, resulting in lower image locality scores. SERAC and MEND stand out by achieving high locality results. It may owe to the good retrieval accuracy of SERAC and fewer parameter updates by MEND.

3) All knowledge editing methods generalize well but struggle with portability. The I-gen results mirror those of I-rel, indicating that current large multimodal models can extract invariant features across different image variants of the same object. However, all existing multimodal methods fall short in the portability evaluation, highlighting the difficulty of applying edited knowledge to new content. KE performs best portability in most scenarios, suggesting that parameter-based editing methods handle this challenge more effectively.

4) Visual Semantic Knowledge and User-Specific Knowledge are more difficult for LMMs to edit. Editing complex visual semantics and user-specific knowledge proves more challenging than

Table 5: The results of single editing for LLaVA on MMKE-Bench.

	Method	T-Loc	I-Loc	T-Rel	I-Rel	I-Gen	Port
Visual Entity Editing	FT-LLM	77.71	17.58	<u>53.89</u>	49.54	<u>49.30</u>	41.23
	FT-Alignment	100.00	9.15	35.72	38.65	39.74	37.62
	IKE	68.25	17.43	63.49	59.98	59.98	51.30
	SERAC	<u>99.87</u>	99.26	35.7	35.02	34.98	40.24
	MEND	97.32	<u>75.29</u>	51.30	47.21	46.58	41.83
	KE	79.89	18.73	<u>46.45</u>	46.19	46.29	<u>48.77</u>
Visual Semantic Editing	FT-LLM	77.81	16.11	<u>49.18</u>	48.28	<u>47.49</u>	14.48
	FT-Alignment	100.00	11.45	28.92	<u>51.41</u>	40.72	27.84
	IKE	64.11	19.44	63.54	61.92	61.31	<u>26.08</u>
	SERAC	<u>99.90</u>	99.98	29.01	29.97	29.17	20.73
	MEND	98.27	<u>82.90</u>	41.21	46.64	45.90	23.29
	KE	74.61	7.95	47.82	38.78	37.49	24.07
User-Specific Editing	FT-LLM	75.08	20.41	58.18	47.80	48.56	13.11
	FT-Alignment	100.00	10.87	42.40	40.21	43.65	<u>23.35</u>
	IKE	63.48	18.93	75.65	62.73	62.79	22.87
	SERAC	<u>99.99</u>	99.81	42.24	36.29	36.67	13.63
	MEND	98.49	<u>85.41</u>	50.92	45.14	44.86	14.49
	KE	79.51	10.80	54.85	<u>48.65</u>	<u>49.46</u>	23.67
Average	FT-LLM	76.87	18.03	<u>53.75</u>	<u>48.54</u>	<u>48.45</u>	22.94
	FT-Alignment	100.00	10.49	35.68	43.42	41.37	29.60
	IKE	65.28	18.60	67.56	61.54	61.36	33.42
	SERAC	<u>99.92</u>	99.68	35.65	33.76	33.61	24.87
	MEND	98.03	<u>81.20</u>	47.81	46.33	45.78	26.54
	KE	78.00	12.49	49.71	44.54	44.41	<u>32.17</u>

editing visual entities, as evidenced by lower reliability and portability scores. This suggests that more advanced editing techniques are needed to edit complex visual semantics and inject personalized information, further emphasizing the value of the proposed benchmark.

5) Modern LMMs excel in producing and applying edited knowledge. For reliability, generalization, and portability evaluations, LLaVA-1.5 outperforms BLIP-2 and MiniGPT-4. This improved performance can be attributed to its larger model size and better instruction-following capability, as LLaVA-1.5 has more parameters than BLIP-2 and a more refined instruction-tuning design than MiniGPT-4. These factors lead to its superior ability to understand and apply evolving knowledge.

6) No single editing method excels across all evaluation criteria. In conclusion, no single knowledge editing method outperforms across all four evaluation criteria. In-context learning-based methods are strong at reproducing edited knowledge, memory-based methods excel at preserving unrelated content, and parameter-based methods are better at applying edited knowledge to new contexts.

7) The proposed benchmark is more challenging than previous ones. The comparison of IKE with existing benchmarks for MiniGPT-4 is shown in Fig. 4, this method achieves high scores across most evaluation principles in previous benchmarks but performs worse on our benchmark. This suggests that the proposed benchmark introduces greater challenges than its predecessors.

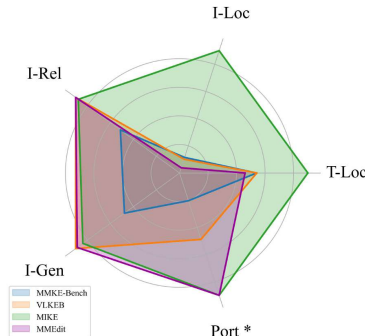


Figure 4: Evaluation comparison of IKE for MiniGPT-4 with existing benchmarks. Port for MMEdit and MIKE, is set 1, as they are not evaluated.

5.2.2 SEQUENTIAL EDITING RESULTS

Editing knowledge separately is impractical in real-world applications while continuous updates with vast amounts of information are necessary. Consequently, we conduct sequential editing experiments and utilize FT-LLM, FT-Alignment, and SERAC as editing methods. IKE and KE are excluded because the edit samples also need to serve as test samples, which is not feasible in this context.

The results for LLaVA-1.5 are shown in Tab. 6, where the “gap” refers to the sequential length, and “user num” is the number of users, with each user allowed a maximum of nine personalized items. As observed, both FT-LLM and FT-Alignment tend to forget the previous editing, as shown by the decreasing performance in text and image reliability and generalization with increasing gap. In contrast, SERAC effectively maintains edited knowledge due to its explicit memory. Additionally, FT-Alignment often preserves unrelated text outputs, while FT-LLM exhibits the opposite behavior.

Table 6: The results of sequential editing for LLaVA-1.5 on MMKE-Bench.

	Method	GAP/User Num	T-Loc	I-Loc	T-Rel	I-Rel	I-Gen	Port
Visual Entity Editing	FT-LLM	-	78.91	18.16	52.80	48.21	48.51	42.88
		3	58.10	8.34	50.99	46.12	46.41	39.64
		6	58.40	8.20	50.29	44.46	45.11	40.53
		10	58.18	8.09	50.44	43.78	44.50	38.64
	FT-Alignment	-	100.00	9.42	37.14	38.46	39.44	37.65
		3	100.00	1.10	37.14	36.14	33.03	37.83
		6	100.00	1.58	37.14	30.82	28.11	35.76
		10	100.00	1.33	37.14	31.43	31.42	37.95
	SERAC	-	99.76	99.24	37.09	34.37	33.88	40.09
		3	99.69	98.37	37.09	34.35	33.90	40.11
		6	99.69	98.36	37.09	34.35	33.90	40.11
		10	99.69	98.35	37.09	34.35	33.90	40.16
Visual Semantic Editing	FT-LLM	-	76.89	16.14	49.00	49.44	49.04	10.67
		3	50.33	7.36	42.86	46.73	45.02	8.29
		6	49.09	7.25	41.49	45.58	43.52	7.25
		10	48.23	7.02	41.51	45.09	42.08	7.63
	FT-Alignment	-	100.00	19.41	27.83	44.5	35.37	15.00
		3	100.00	1.44	28	34.06	24.57	6.51
		6	100.00	1.38	27.83	31.62	23.54	6.96
		10	100.00	1.38	27.83	29.79	23.92	7.25
	SERAC	-	100.00	34.53	27.83	41.09	41.82	11.29
		3	99.93	13.56	27.99	29.71	30.70	11.17
		6	99.93	13.54	27.92	29.91	31.09	11.34
		10	99.93	13.52	27.88	29.93	31.13	11.23
User-Specific Editing	FT-LLM	-	75.44	20.13	58.11	48.25	49.12	13.19
		1	70.76	18.80	52.83	45.48	44.97	9.71
		3	68.87	17.98	51.26	42.60	43.14	7.54
		5	68.31	19.41	50.73	41.56	41.67	6.99
	FT-Alignment	-	100.00	10.79	41.35	42.38	44.87	21.07
		1	100.00	15.62	42.25	27.17	25.62	6.57
		3	100.00	14.26	42.25	33.21	31.71	7.99
		5	100.00	16.57	42.25	29.24	28.01	6.45
	SERAC	-	99.98	99.73	41.18	37.30	37.79	13.64
		1	100.00	100.00	42.03	37.92	38.11	12.55
		3	100.00	100.00	42.03	37.95	38.11	12.55
		5	100.00	100.00	42.03	37.95	38.11	12.55

5.3 INSIGHT ANALYSIS

Case Study An editing example of visual entity editing by IKE and FT-LLM for LLaVA-1.5 is presented in Fig.5. Both IKE and FT-LLM correctly answered the text reliability question. However, IKE outperformed FT-LLM by also providing correct answers to the image generalization and portability questions, highlighting IKE’s superior performance. The case study of question answers on visual semantic editing is shown in Fig.6. As we can see, after editing, the model could effectively answer the question based on editing knowledge.

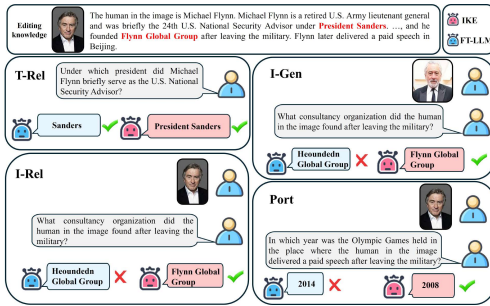


Figure 5: Case study of editing examples

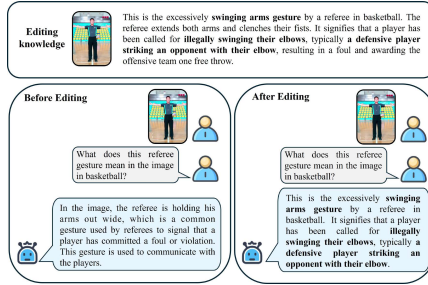


Figure 6: Case study of question answer

6 CONCLUSION

In this paper, we propose a comprehensive multimodal knowledge editing benchmark, named MMKE-Bench, designed to evaluate diverse semantic editing in real-world scenarios using free-form natural language representation. We propose to use free-form natural language representation combined with an image to represent knowledge instead of representing it with a triplet. Besides, we propose three kinds of editing to align with real-world scenarios. We conducted experiments on representative LMMs and knowledge editing methods and found that more advanced knowledge editing methods are needed for LMMs. We hope our work could inspire more multimodal knowledge editing research.

ACKNOWLEDGEMENT

This work is supported by the Opening Project of the State Key Laboratory of General Artificial Intelligence (Project No:SKLAGI20240P11).

REFERENCES

- Yuval Alaluf, Elad Richardson, Sergey Tulyakov, Kfir Aberman, and Daniel Cohen-Or. Myvlm: Personalizing vlms for user-specific queries. *ECCV*, 2024.
- Jinze Bai, Shuai Bai, Shusheng Yang, Shijie Wang, Sinan Tan, Peng Wang, Junyang Lin, Chang Zhou, and Jingren Zhou. Qwen-vl: A versatile vision-language model for understanding, localization, text reading, and beyond. *Arxiv*, 2023.
- Tom B. Brown, Benjamin Mann, Nick Ryder, Melanie Subbiah, Jared Kaplan, Prafulla Dhariwal, and et al. Language models are few-shot learners. *NeurIPS*, 2020.
- Nicola De Cao, Wilker Aziz, and Ivan Titov. Editing factual knowledge in language models. *EMNLP*, 2021.
- Zhe Chen, Weiyun Wang, Hao Tian, Shenglong Ye, Zhangwei Gao, Erfei Cui, Wenwen Tong, Kongzhi Hu, Jiapeng Luo, Zheng Ma, et al. How far are we to gpt-4v? closing the gap to commercial multimodal models with open-source suites. *ArXiv*, 2024.
- Siyuan Cheng, Bozhong Tian, Qingbin Liu, Xi Chen, Yongheng Wang, Huajun Chen, and Ningyu Zhang. Can we edit multimodal large language models? In *EMNLP*, pp. 13877–13888, 2023.
- Mircea Cimpoi, Subhansu Maji, Iasonas Kokkinos, Sammy Mohamed, and Andrea Vedaldi. Describing textures in the wild. In *CVPR*, pp. 3606–3613, 2014.
- Wenliang Dai, Junnan Li, Dongxu Li, Anthony Meng Huat Tiong, Junqi Zhao, Weisheng Wang, Boyang Li, Pascale Fung, and Steven C. H. Hoi. Instructblip: Towards general-purpose vision-language models with instruction tuning. In *NeurIPS*, 2023.
- Art Dataset. wiki art dataset.
url <https://universe.roboflow.com/art-dataset/wiki-art>, mar 2022. URL <https://universe.roboflow.com/art-dataset/wiki-art>. visited on 2023-01-18.
- Nicola De Cao, Wilker Aziz, and Ivan Titov. Editing factual knowledge in language models. *ACL*, 2021.
- Tom Hartvigsen, Swami Sankaranarayanan, Hamid Palangi, Yoon Kim, and Marzyeh Ghassemi. Aging with GRACE: lifelong model editing with discrete key-value adaptors. In *NeurIPS*, 2023.
- Anwen Hu, Haiyang Xu, Jiabo Ye, Ming Yan, Liang Zhang, Bo Zhang, Chen Li, Ji Zhang, Qin Jin, Fei Huang, et al. mplug-docowl 1.5: Unified structure learning for ocr-free document understanding. *ArXiv*, 2024.
- Hexiang Hu, Yi Luan, Yang Chen, Urvashi Khandelwal, Mandar Joshi, Kenton Lee, Kristina Toutanova, and Ming-Wei Chang. Open-domain visual entity recognition: Towards recognizing millions of wikipedia entities. In *CVPR*, pp. 12065–12075, 2023.
- Han Huang, Haitian Zhong, Tao Yu, Qiang Liu, Shu Wu, Liang Wang, and Tieniu Tan. Vlkeb: A large vision-language model knowledge editing benchmark. *arxiv*, 2024.
- Tom Kwiatkowski, Jennimaria Palomaki, Olivia Redfield, Michael Collins, Ankur Parikh, Chris Alberti, Danielle Epstein, Illia Polosukhin, Jacob Devlin, Kenton Lee, et al. Natural questions: a benchmark for question answering research. *TACL*, 7:453–466, 2019.
- Jiaqi Li, Miaozeng Du, Chuanyi Zhang, Yongrui Chen, Nan Hu, Guilin Qi, Haiyun Jiang, Siyuan Cheng, and Bozhong Tian. MIKE: A new benchmark for fine-grained multimodal entity knowledge editing. In *Findings of ACL*, pp. 5018–5029, 2024.

- Junnan Li, Dongxu Li, Silvio Savarese, and Steven Hoi. Blip-2: Bootstrapping language-image pre-training with frozen image encoders and large language models. In *ICML*, pp. 19730–19742, 2023a.
- Zichao Li, Ines Arous, Siva Reddy, and Jackie Chi Kit Cheung. Evaluating dependencies in fact editing for language models: Specificity and implication awareness. In *EMNLP*, pp. 7623–7636, 2023b.
- Haotian Liu, Chunyuan Li, Yuheng Li, and Yong Jae Lee. Improved baselines with visual instruction tuning. In *CVPR*, pp. 26296–26306, 2024a.
- Haotian Liu, Chunyuan Li, Qingyang Wu, and Yong Jae Lee. Visual instruction tuning. *NeurIPS*, 36, 2024b.
- Kevin Meng, David Bau, Alex Andonian, and Yonatan Belinkov. Locating and editing factual associations in GPT. In *NeurIPS*, 2022.
- Kevin Meng, Arnab Sen Sharma, Alex J. Andonian, Yonatan Belinkov, and David Bau. Mass-editing memory in a transformer. In *Findings of ACL*, 2024.
- Eric Mitchell, Charles Lin, Antoine Bosselut, Chelsea Finn, and Christopher D Manning. Fast model editing at scale. *ICLR*, 2022a.
- Eric Mitchell, Charles Lin, Antoine Bosselut, Christopher D Manning, and Chelsea Finn. Memory-based model editing at scale. In *ICML*, pp. 15817–15831, 2022b.
- Thao Nguyen, Haotian Liu, Yuheng Li, Mu Cai, Utkarsh Ojha, and Yong Jae Lee. Yo’llava: Your personalized language and vision assistant. *ArXiv*, 2024.
- Yasumasa Onoe, Michael JQ Zhang, Shankar Padmanabhan, Greg Durrett, and Eunsol Choi. Can lms learn new entities from descriptions? challenges in propagating injected knowledge. *ACL*, 2023.
- Suchen Wang, Kim-Hui Yap, Henghui Ding, Jiyan Wu, Junsong Yuan, and Yap-Peng Tan. Discovering human interactions with large-vocabulary objects via query and multi-scale detection. In *ICCV*, pp. 13475–13484, 2021.
- Yizhong Wang, Yeganeh Kordi, Swaroop Mishra, Alisa Liu, Noah A Smith, Daniel Khashabi, and Hannaneh Hajishirzi. Self-instruct: Aligning language models with self-generated instructions. *ArXiv*, 2022.
- Suhang Wu, Minlong Peng, Yue Chen, Jinsong Su, and Mingming Sun. Eva-kellm: A new benchmark for evaluating knowledge editing of llms. *ArXiv*, 2023a.
- Yinan Wu, Xiaowei Wu, Junwen Li, Yue Zhang, Haofen Wang, Wen Du, Zhidong He, Jingping Liu, and Tong Ruan. Mmpedia: A large-scale multi-modal knowledge graph. In *International Semantic Web Conference*, pp. 18–37. Springer, 2023b.
- Yuan Yao, Tianyu Yu, Ao Zhang, Chongyi Wang, Junbo Cui, Hongji Zhu, Tianchi Cai, Haoyu Li, Weilin Zhao, Zhihui He, et al. Minicpm-v: A gpt-4v level mllm on your phone. *ArXiv*, 2024.
- Yunzhi Yao, Peng Wang, Bozhong Tian, Siyuan Cheng, Zhoubo Li, Shumin Deng, Huajun Chen, and Ningyu Zhang. Editing large language models: Problems, methods, and opportunities. *Findings of EMNLP*, 2023.
- Junzhe Zhang, Huixuan Zhang, Xunjian Yin, Baizhou Huang, Xu Zhang, Xinyu Hu, and Xiaojun Wan. MC-MKE: A fine-grained multimodal knowledge editing benchmark emphasizing modality consistency. *Arxiv*, 2024.
- Wayne Xin Zhao, Kun Zhou, Junyi Li, Tianyi Tang, Xiaolei Wang, Yupeng Hou, Yingqian Min, Beichen Zhang, Junjie Zhang, Zican Dong, et al. A survey of large language models. *ArXiv*, 2023.
- Ce Zheng, Lei Li, Qingxiu Dong, Yuxuan Fan, Zhiyong Wu, Jingjing Xu, and Baobao Chang. Can we edit factual knowledge by in-context learning? *EMNLP*, 2023.
- Deyao Zhu, Jun Chen, Xiaoqian Shen, Xiang Li, and Mohamed Elhoseiny. Minigpt-4: Enhancing vision-language understanding with advanced large language models. *Arxiv*, 2023.

Table 7: The image source of visual semantic knowledge in MMKE-Bench.

Type	Source
Human Action	Crawling from google
Life Gesture	Crawling from google
Emotion	LFW-emotion dataset
Referee Gesture	https://huggingface.co/datasets/TrainingDataPro/facial-emotion-recognition-dataset
Traffic Cop Sign	Demo videos from Youtube and Bilibili
Traffic Sign	Crawling from google
Texture	TSRD dataset
Color	https://nlpr.ia.ac.cn/PAL/TRAFFICDATA/recognition.html
Shape	DTD dataset (Cimpoi et al., 2014)
Animal Body Language	Crawling from google
Relationship	Crawling from google
Social action	Siwg-HOI (Wang et al., 2021) and
Layout	Crawling from google
Art Style	Crawling from google
	Wiki-art dataset (Dataset, 2022)
	https://huggingface.co/datasets/keremberke/painting-style-classification

A BENCHMARK CONSTRUCTION

A.1 ORIGINAL KNOWLEDGE COLLECTION

In our process of gathering original knowledge, we begin by listing candidate fine-grained entities, visual semantics, or user-specific items, and subsequently collect their corresponding images.

For visual entity editing, we source candidates from two datasets: The multimodal knowledge graph, MMpedia (Wu et al., 2023b), and the visual entity recognition dataset, OVEN (Hu et al., 2023). Given the extensive size of MMpedia, we filter entities with Wikipedia summaries of fewer than 40 words and eliminate candidates that cannot uniquely identify the main entity through images. Using the Wikipedia API, we retrieve the entity type and select the most popular 10% within each type. We further apply optical character recognition (OCR) to exclude images containing entity names, such as university logos. After this, we gather images from the relevant datasets and manually remove any noisy images, or crawl additional images from Google for entities with fewer than two images. The same process is applied to the OVEN dataset, except without sampling.

For visual semantic editing, we first list the semantic candidates from four broad categories: single-person behavior, single-object behavior or attributes, object relationship, and global structure. The single-person behavior includes human action, life gestures, referee gestures, traffic cop signs, and emotion. The single-object behavior or attribute covers animal body language, traffic signs, color, shape, and texture. The object relationship involves human-object interactive relationship and social actions, while global structure encompasses layout and art style. Where datasets exist, such as for texture, we gather the entities and images from existing sources. Otherwise, we manually curate the candidates using domain expertise and collect images from various sources. The sources for each type are listed in Tab.7. Specifically, images for human action, life gestures, traffic cop signs, color, shape, social action, animal body language, and layout are crawling from Google. Images for traffic signs, textures, relationships, emotions, and art styles come from existing datasets. Referee gesture images are collected by extracting frames from demo videos on YouTube and Bilibili.

As for user-specific editing, we consider nine types of personal information, including items, pets, actors, singers, cartoon characters, organizations, universities, sports clubs, and companies. The candidate relationships between users and these objects are outlined in Tab.9, including examples like "employed at," "exchanged at," "studied at," and "favorite" for universities. We collect images for these items from various sources. For items and pets, candidates and images are sourced from existing datasets used for personalized large multimodal research (Nguyen et al., 2024; Alaluf et al., 2024). For organizations, universities, sports clubs, and companies, we follow the same process as in visual entity editing, using data from MMpedia. For actors, singers, and cartoon characters, images are collected from Google.

To sum up, this benchmark covers a total of 2,940 pieces of knowledge, along with 8,363 images from 33 broad categories, and detailed type names are shown in Tab.8.

After collecting the images, we generate natural language descriptions for each entity, visual semantic, and user-specific item. For visual entities, we retrieve descriptions from the Wikipedia summary, and

Table 8: The data type in MMKE-Bench.

	Broad Categories	Types
Visual Entity Editing	Person	Human
	Aerial Animals	Bird, Dragonfly, Fly, Butterfly, Grasshopper, Wasp, Insect, Animal
	Marine Animals	Jellyfish, Turtle, Sea Star, Fish, Crab, Sea Lion
	Terrestrial Animals	Bear, Monkey, Amphibian, Mammal, Rodent, Wild Boar, Squirrel, Dog Breed, Fox, Wolf, Tick, Rabbit, Rhinoceros, Arthropod, Salamander, Spider, Mollusc, Crustacean, Toad, Cat Breed, Deer, Beetle, Sloth, Frog, Mollusk, Snail, Hedgehog, Cat, Leopard, Pangolin, Dog, Cattle, Millipede, Moth, Snake, Lizard, Antelope
	Virtual Character	Animated Character, Anime Character, Comics Character
	Plant	Fruit, Tree, Flower, Mushroom, Orchid, Vegetable, Fungus, Plant
	Building	Building, Church Building, Monument, Tower, Sculpture, Statue
	Musical Group Vehicle Others	Musical Group Car, Aircraft Model, Aircraft, Vehicle Instrument, Ball
Visual Semantic Editing	Human Action	Body Posture Adjustments, Head Adjustments, Hand Actions, Leg Actions, Whole-Body Actions, Eye Expressions, Facial Expressions, Water Sports, Sound Actions, Object Actions, Repair or Construction Actions, Cleaning, Hunting, Crushing, Human Body Actions, Stabbing, Sticking or Connecting Actions, Tools or Weapons Actions, Cutting, Packaging or Storage Actions, Pinching, Inspection or Observation Actions
	Life Gesture	Life Gesture Number, Life Gesture
	Emotion	Emotion Sign
	Referee Gesture	Soccer Linesman, Soccer, Basketball, Volleyball, Volleyball Card, Baseball, Puck, Fencing, Handball, Badminton, Table Tennis
	Traffic Cop Sign	Traffic Cop Sign
	Traffic Sign	Traffic Sign Forbidden, Traffic Sign Allow, Traffic Sign Point
	Texture	Texture
	Color	Color
	Animal Body Language	Monkey Body Language, Cat Body Language, Dog Body Language, Animal Actions
	Shape	Circular Shapes, Triangles, Special Plane Shapes, Common Polyhedrons, Solids of Revolution, Special Shapes
Social Action	Social Action, Agriculture, Cooking Actions, Using Tools, Communication or Giving Actions, Painting	
User-Specific Editing	Art Style	Art Style
	Layout	Layout
	Relationship	Burning Scalding, Containers or Liquids Actions, Striking, Impacting, Solids of Revolution, Protection
	Item	Cup, Toy Puppet, Statue, Toy, Plush Doll, Toy Doll, Puppet Cow, Cat Figurine, Bean Bag, Saving Pot, Shoes, Pillow, Pen Container, Throw Pillow Doll
	Actor Singer Cartoon Character Organization University Sports Club	Actor Singer Cartoon Character Nonprofit Organization, Organization University, Private University Baseball Team, Basketball Team, Sports Club, Sports Team, Futsal Team, Football Club
Pet Company	Pet dog, Pet cat Airline, Company, Public Company, Dot-Com Company, Media Company	

Table 9: The relationship between humans and the objects and data source of user-specific data in MMKE-Bench.

Categories	Relationship	Image Source
Company	Employed at, Interned at, collaborated with, Favorite	MMpedia
Organization	Employed at, Interned at, Helped by, Favorite	MMpedia
University	Employed at, Exchanged at, Studied at, Traveled to, Favorite	MMpedia
Club	Employed at, Visited, Favorite	MMpedia
Cartoon character	Favorite	Crawling from Google
Actor	Favorite, Admire most	Crawling from Google
Singer	Favorite, Admire most	Crawling from Google
Pet	Owned	MyVLM (Alaluf et al., 2024) and YoLLaVA (Nguyen et al., 2024)
Item	Owned	MyVLM (Alaluf et al., 2024) and YoLLaVA (Nguyen et al., 2024)

if the summary is too lengthy, we use a large language model (LLM) to condense it to fewer than 100 words. For visual semantic editing, the description includes both a language description of the action and an explanation of its meaning or rule. These are gathered either from relevant domain knowledge by ourselves or generated with the help of an LLM. For user-specific editing, we select one relationship from the candidate list and use an LLM to craft a personalized description of the user’s personal information.

A.2 EDITING KNOWLEDGE GENERATION

After collecting the original knowledge, we perform **counterfactual editing** to generate alternative knowledge for both visual entity and visual semantic editing. To achieve this, we prompt a large language model (LLM) with in-context examples. For visual entity editing, we modify key details, such as nationality, alma mater, and occupation of a person, into counterfactual variations. For visual semantic knowledge, we alter the rules or meanings, such as the location where a free kick is taken, into counterfactual scenarios. The specific prompt used is shown in Tab.8.

In addition to text-based editing, we also perform image modality editing by replacing the image of an entity or action with one from another entity or action of the same type. This replacement strategy is consistent with existing benchmarks (Huang et al., 2024).

A.3 EVALUATION QUESTION GENERATION

When generating evaluation questions, we adhere to four key principles: reliability, locality, generalization, and portability. For locality questions, we source them from existing benchmarks. For reliability, we generate questions by prompting a large language model (LLM) with in-context examples, ensuring that each question is related to one of the edited contents. In image reliability, we refer to the main object in the image using its type, such as “the person in the image.” For portability, during visual entity editing, we follow previous benchmarks by providing additional information about the edited content to ensure text portability. In visual semantic editing and user-specific editing, we focus on image portability by combining the current object’s image with another object of the same type. We then create a final one-hop question by merging the counterfactual content-related question with an easier, image-based question, such as asking about the color of shoes. After generating the questions and answers, we conduct a human review to verify the accuracy, rewriting any incorrect questions or answers. The prompts used for question generation are shown in Tab.9 and Tab.10.

B EXPERIMENTS

We conduct experiments using the VLKEB library², which employs PyTorch and integrates several knowledge editing methods and large multimodal models. The experiments are performed on NVIDIA A100/A800 80GB GPUs. The knowledge editing methods, and large multimodal models adopted in this study are listed below, with their hyper-parameters detailed in Tab.10, Tab.11, and Tab.12.

MLLMs. To evaluate our benchmark, we conduct experiments on three representative MLLMs.

²<https://github.com/VLKEB/VLKEB>

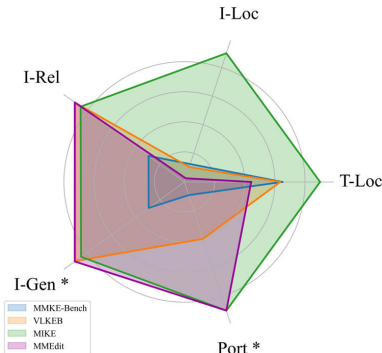


Figure 7: Evaluation comparison of IKE for BLIP2 with existing benchmarks. I-Gen and Port for MMEdit, along with Port for MIKE, is set 1, as they ignore the relevant criteria.

- **BLIP-2** (Li et al., 2023a): BLIP2 effectively leverages both frozen pre-trained image models and language models by bootstrapping vision-language pre-training, and bridges the modality gap with a lightweight Querying Transformer. We follow previous work (Huang et al., 2024; Cheng et al., 2023), and select BLIP-2 OPT as the basic edit model, where the vision model is ViT-L and the LLM is OPT model.
- **MiniGPT-4** (Bai et al., 2023): MiniGPT-4 aligns a frozen visual encoder module with a frozen advanced LLM using one projection layer. The LLM is Vicuna and the vision model is ViT.
- **LLaVA-1.5** (Liu et al., 2024b): LLaVA-1.5 is an improved version of LLaVA, which is an end-to-end trained large multimodal model that connects a vision encoder and an LLM with an MLP projector for visual and language understanding. We select LLaVA-1.5 7B as the base model where CLIP-ViT-L-336px is the vision model and Vicuna-7B is the LLM.

Editing Methods. Following the previous benchmarks (Huang et al., 2024), we select five representative multimodal knowledge editing methods to conduct experiments.

- **Fine-tuning (FT)**: Fine-tuning has become a widely used strategy for adapting pre-train models to specific tasks. We focus on finetuning two parts: the LLM and the vision-language alignment module, where only the last layer of the LLM is fine-tuned.
- **Knowledge Editor (KE)** (De Cao et al., 2021): KE is a method that can be used to edit this knowledge in the base model without the need for expensive retraining or fine-tuning. It uses a hyper-network with constrained optimization to predict the weight update at test time.
- **MEND** (Mitchell et al., 2022a): MEND makes fast, local edits to a pre-trained model’s behavior using a single desired input-output pair. It learns to transform the gradient of standard fine-tuning, using a low-rank decomposition of the gradient.
- **SERAC** (Mitchell et al., 2022b): SERAC is a memory-based method and it stores edits in explicit memory. It also introduces a scope classifier and counterfactual model, where the scope classifier is to determine whether the memory contains inputs relevant to processing them. If determined, the input is combined with the most relevant cache item into the counterfactual model for prediction.
- **In-context Knowledge Editing (IKE)** (Zheng et al., 2023): IKE is inspired by in-context learning, and a new demonstration formatting and organization strategies are to construct suitable in-context learning demonstrations for guiding knowledge editing.

C MORE RESULTS

Comparison of evaluation results with existing benchmarks for BLIP2 The Comparison of evaluation results with existing benchmarks of IKE for BLIP2 is shown in Fig. 7. As we can see, IKE achieves high results in existing benchmarks, while it performs worse in our benchmark, indicating the proposed benchmark is more challenging.

Results of sequential editing for BLIP-2 We additionally report the results of sequential editing for BLIP-2 on MMKE-Bench, as shown in Tab.13. As we can see, FT-LLM and FT-Alignment tend to forget previous knowledge while SERAC is better at keeping edited knowledge.

Table 10: The hyper-parameters of knowledge editing methods and LMMs on the visual entity editing.

FT-LLM				
Models	Steps	Edit Layer	Optimizer	Edit LR
BLIP2-OPT	30	31 st layer of Transformer Module	AdamW	2e − 4
MiniGPT-4	40	31 st layer of Transformer Module	AdamW	1e − 4
LLaVA-1.5	40	31 st layer of Transformer Module	AdamW	1e − 4
FT-Alignment				
Models	Steps	Edit Layer	Optimizer	Edit LR
BLIP2-OPT	30	Qformer	AdamW	2e − 4
MiniGPT-4	30	Qformer	AdamW	1e − 4
LLaVA-1.5	30	mm_projector	AdamW	1e − 4
MEND				
Models	MaxIter	Edit Layer	Optimizer	LR
BLIP2-OPT	10,000	layer 29, 30, 31 of Transformer Module	Adam	1e − 6
MiniGPT-4	30,000	layer 29, 30, 31 of Transformer Module	Adam	1e − 6
LLaVA-1.5	10,000	layer 29, 30, 31 of Transformer Module	Adam	1e − 6
SERAC				
Models	MaxIter	Edit Layer	Optimizer	LR
BLIP2-OPT	10,000	all layers of OPT-125M	Adam	1e − 5
MiniGPT-4	20,000	31 st layer of Vicuna-7B	Adam	5e − 5
LLaVA-1.5	10,000	31 st layer of Vicuna-7B-v1.5	Adam	1e − 5
KE				
Models	MaxIter	Edit Layer	Optimizer	LR
BLIP2-OPT	10,000	layer 29, 30, 31 of Transformer Module	RMSprop	3e − 4
MiniGPT-4	10,000	layer 29, 30, 31 of Transformer Module	RMSprop	3e − 4
LLaVA-1.5	10,000	layer 29, 30, 31 of Transformer Module	RMSprop	3e − 4

Table 11: The hyper-parameters of knowledge editing methods and LMMs on visual semantic editing.

FT-LLM				
Models	Steps	Edit Layer	Optimizer	Edit LR
BLIP2-OPT	30	31 st layer of Transformer Module	AdamW	2e − 4
MiniGPT-4	40	31 st layer of Transformer Module	AdamW	1e − 4
LLaVA-1.5	40	31 st layer of Transformer Module	AdamW	1e − 4
FT-Alignment				
Models	Steps	Edit Layer	Optimizer	Edit LR
BLIP2-OPT	30	Qformer	AdamW	2e − 4
MiniGPT-4	30	Qformer	AdamW	1e − 4
LLaVA-1.5	30	mm_projector	AdamW	1e − 4
MEND				
Models	MaxIter	Edit Layer	Optimizer	LR
BLIP2-OPT	20,000	layer 29, 30, 31 of Transformer Module	Adam	1e − 6
MiniGPT-4	30,000	layer 29, 30, 31 of Transformer Module	Adam	1e − 6
LLaVA-1.5	20,000	layer 29, 30, 31 of Transformer Module	Adam	1e − 6
SERAC				
Models	MaxIter	Edit Layer	Optimizer	LR
BLIP2-OPT	20,000	all layers of OPT-125M	Adam	1e − 5
MiniGPT-4	20,000	31 st layer of Vicuna-7B	Adam	5e − 5
LLaVA-1.5	20,000	31 st layer of Vicuna-7B-v1.5	Adam	1e − 5
KE				
Models	MaxIter	Edit Layer	Optimizer	LR
BLIP2-OPT	10,000	layer 29, 30, 31 of Transformer Module	RMSprop	3e − 4
MiniGPT-4	10,000	layer 29, 30, 31 of Transformer Module	RMSprop	3e − 4
LLaVA-1.5	10,000	layer 29, 30, 31 of Transformer Module	RMSprop	3e − 4

Table 12: The hyper-parameters of knowledge editing methods and LLMs on user-specific editing.

FT-LLM				
Models	Steps	Edit Layer	Optimizer	Edit LR
BLIP2-OPT	30	31 st layer of Transformer Module	AdamW	2e − 4
MiniGPT-4	40	31 st layer of Transformer Module	AdamW	1e − 4
LLaVA-1.5	40	31 st layer of Transformer Module	AdamW	1e − 4
FT-Alignment				
Models	Steps	Edit Layer	Optimizer	Edit LR
BLIP2-OPT	30	Qformer	AdamW	2e − 4
MiniGPT-4	30	Qformer	AdamW	1e − 4
LLaVA-1.5	20	mm_projector	AdamW	1e − 4
MEND				
Models	MaxIter	Edit Layer	Optimizer	LR
BLIP2-OPT	10,000	layer 29, 30, 31 of Transformer Module	Adam	1e − 6
MiniGPT-4	30,000	layer 29, 30, 31 of Transformer Module	Adam	1e − 6
LLaVA-1.5	10,000	layer 29, 30, 31 of Transformer Module	Adam	1e − 6
SERAC				
Models	MaxIter	Edit Layer	Optimizer	LR
BLIP2-OPT	10,000	all layers of OPT-125M	Adam	1e − 5
MiniGPT-4	20,000	31 st layer of Vicuna-7B	Adam	5e − 5
LLaVA-1.5	10,000	31 st layer of Vicuna-7B-v1.5	Adam	1e − 5
KE				
Models	MaxIter	Edit Layer	Optimizer	LR
BLIP2-OPT	10,000	layer 29, 30, 31 of Transformer Module	RMSprop	3e − 4
MiniGPT-4	10,000	layer 29, 30, 31 of Transformer Module	RMSprop	3e − 4
LLaVA-1.5	10,000	layer 29, 30, 31 of Transformer Module	RMSprop	3e − 4

Table 13: The results of sequential editing for BLIP2 on MMKE-Bench.

	Method	Gap / User Num	T-Loc	I-Loc	T-Rel	I-Rel	I-Gen	Port
Visual Entity Editing	FT-LLM	-	70.91	21.63	37.3	36.56	36.84	18.70
		3	33.91	5.24	34.18	30.65	31.18	14.64
		6	34.56	5.17	32.33	28.55	28.67	12.84
		10	33.85	5.10	31.24	28.08	27.68	13.18
	FT-Alignment	-	100.00	9.04	20.09	28.9	28.39	17.05
		3	100.00	2.01	20.09	13.62	13.47	13.62
		6	100.00	2.04	20.09	12.54	12.56	13.48
		10	100.00	1.99	20.09	14.37	14.44	13.85
	SERAC	-	99.99	99.68	20.90	20.30	20.48	19.81
		3	99.99	99.69	20.09	20.60	20.82	17.93
		6	99.99	99.69	20.01	20.34	20.65	17.66
		10	99.99	99.68	20.09	20.56	20.68	17.92
Visual Semantic Editing	FT-LLM	-	64.01	19.53	34.67	31.74	32.04	3.38
		3	27.52	5.09	28.92	27.21	25.96	2.75
		6	26.28	5.05	28.35	25.61	24.32	1.54
		10	25.95	4.55	24.74	23.58	22.75	2.13
	FT-Alignment	-	100.00	9.59	18.34	35.86	35.84	5.92
		3	100.00	1.69	18.34	12.42	12.09	2.75
		6	100.00	1.67	18.34	12.18	13.18	3.46
		10	100.00	1.64	18.34	11.49	11.57	3.04
	SERAC	-	100.00	99.97	28.97	30.39	30.23	19.04
		3	99.92	98.91	18.34	17.37	17.17	4.25
		6	99.92	98.90	18.34	17.44	17.17	4.33
		10	99.92	98.91	18.34	17.19	17.17	4.17
User-Specific Editing	FT-LLM	-	61.77	20.19	13.24	27.61	27.82	5.53
		1	48.33	10.25	10.92	17.80	17.99	0.78
		3	44.55	10.61	10.20	15.09	14.70	1.14
		5	43.30	10.51	9.31	14.20	14.22	1.10
	FT-Alignment	-	100.00	8.61	7.92	17.17	17.18	6.82
		1	100.00	14.70	7.53	6.69	6.98	1.46
		3	100.00	18.13	7.53	6.31	5.83	2.08
		5	100.00	12.45	7.53	5.37	5.79	1.35
	SERAC	-	100.00	99.78	7.92	15.38	15.73	5.33
		1	100.00	99.76	7.53	14.34	14.30	4.98
		3	100.00	99.76	7.53	14.37	14.30	4.98
		5	100.00	99.76	7.53	14.37	14.30	4.98

Table 14: The results of Visual Semantic Sequential Editing for LLaVA-1.5 on MMKE-Bench.

	Method	GAP	T-Loc	I-Loc	T-Rel	I-Rel	I-Gen	Port
Visual Semantic Editing	FT-LLM	-	76.89	16.14	49.00	49.44	49.04	10.67
		3	50.33	7.36	42.86	46.73	45.02	8.29
		6	49.09	7.25	41.49	45.58	43.52	7.25
		10	48.23	7.02	41.51	45.09	42.08	7.63
		40	45.40	6.23	36.83	41.85	40.53	7.83
		60	43.88	5.82	36.01	39.18	38.69	7.04
		80	42.99	5.58	33.67	38.27	36.79	6.83
		FT-Alignment	-	100.00	19.41	27.83	44.5	35.37
	3		100.00	1.44	28	34.06	24.57	6.51
	6		100.00	1.38	27.83	31.62	23.54	6.96
	10		100.00	1.38	27.83	29.79	23.92	7.25
	40		100.00	1.22	27.83	25.4	21.63	8.58
	60		100.00	1.17	27.83	26.12	22.11	8.08
	80		100.00	0.94	27.83	27.31	23.81	6.75
	SERAC		-	100.00	34.53	27.83	41.09	41.82
		3	99.93	13.56	27.99	29.71	30.70	11.17
		6	99.93	13.54	27.92	29.91	31.09	11.34
		10	99.93	13.52	27.88	29.93	31.13	11.23
		40	99.93	13.37	27.92	28.23	29.23	11.25
		60	99.93	13.35	27.92	28.45	29.41	11.25
		80	99.96	13.32	27.92	28.20	28.41	11.25

<p>You are a powerful description editor. Users have an entity, the entity type, and the entity description consists of some different aspects. You need to edit the description of an aspect into a counterfactual description by editing some key points in the aspect description.</p>
<p>Rule 1: It is better to edit key entity nouns in the description, and at least 4 entities must be edited, such as the working company, place of birth, related person, and so on. Rule 2: You are not allowed to edit object properties such as color and shape. Rule 3: The edited description should be consistent across aspects. For example, if a competition is changed from one year to two years, then the winner of the championship should also be held every two years. Rule 4: You need to follow the same output format as the given example.</p>
<p>Example User: Input: Entity: Microsoft Entity type: company Description: Microsoft is an American multinational corporation and technology company headquartered in Washington. Its best-known software products are the Windows line of operating systems, the Microsoft 365 suite of productivity applications, the Azure cloud computing platform, and the Edge web browser. Its flagship hardware products are the Xbox video game consoles and the Microsoft Surface lineup of touchscreen personal computers. It is considered one of the Big Five American information technology companies. Output:</p>
<p>Example Assistant: Edit description: Microsoft is an American multinational corporation and technology company headquartered in Chicago. Its best-known software products are the Linux line of operating systems, the Microsoft 365 suite of productivity applications, the Azure cloud computing platform and the Chrome browser. Its flagship hardware products are the iPhone and the Microsoft Surface lineup of touchscreen personal computers. It is considered one of the Big Five American information technology companies. Highlight: Chicago; Linux; Chrome browser; Iphone;</p>
<p>Entity: Jorunna parva Entity type: mollusc Description: Jorunna parva, commonly known as the sea bunny, is a species of dorid nudibranch, a shell-less marine gastropod mollusc in the family Discodorididae. Its black-and-white rhinophores somewhat resemble a rabbit's ears. The species was first described by Kikutaro Baba. Its resemblance to a rabbit facilitated a surge in popularity on Twitter throughout Japan in 2015. Output:</p>

Figure 8: Prompt for editing knowledge.

You are a powerful question generator. Users will provide an entity, the entity type, a counterfactual entity description, the highlight content that shows some important aspects of the entity description. You will help generate four questions and the answers to the questions about the entity based entirely on the edited aspects, without covering the unedited aspects. Each entity is a visual entity, i.e., there are some images corresponding to the entity. Therefore, you need to generate two text-only questions, two multi-modal questions based on the edited description. In the multi-modal questions, you use '{entity type} in the image' to refer to the entity, where {entity type} must be replaced with the entity type. Before that, you need to select a noun entity from the highlight. For these questions, you need to generate the question based on the given entity description with the given entity as the head entity and the answer of the question to be exactly the selected entity in highlight.

Rule 1: You must use '{entity type} in the image' to refer to entity, and {entity type} must be replaced with the given entity type in the Multi-modal question.
 Rule 2: The entity name is not allowed to appear in Multi-modal question.
 Rule 3: You need to follow the same output format as the given example.
 Rule 4: The generated questions must have a unique answer.
 Rule 5: The answer of all the generated questions must be the selected entity in highlight.
 Rule 6: The answer of the generated question must be one or two words.

Example User:
 Input:
 Entity: Microsoft
 Entity type: company
 Description: Microsoft is an American multinational corporation and technology company headquartered in Chicago. Its best-known software products are the Linux line of operating systems, the Microsoft 365 suite of productivity applications, the Azure cloud computing platform and the Chrome browser. Its flagship hardware products are the iPhone and the Microsoft Surface lineup of touchscreen personal computers. It is considered one of the Big Five American information technology companies.
 Highlight: Chicago; Linux; Chrome browser; Iphone;
 Output:

Example Assistant:
 Text-only question 1: What is the well-known browser of Mircosoft?
 Answer: Chrome
 Multi-modal question 1: What are the flagship hardware products of the company in the picture?
 Answer: iPhone and the Microsoft Surface lineup of touchscreen personal computers.

Input:
 Entity: Jorunna parva
 Entity type: mollusc
 Description: Jorunna parva, commonly known as the sea bunny, is a species of dorid nudibranch, a shell-less marine gastropod mollusc in the family Discodorididae. Its red rhinophores somewhat resemble a rabbit's ears. The species was first described by Hiroshi Akiyama. Its resemblance to a rabbit facilitated a surge in popularity on Instagram throughout Japan in 2015.
 Highlight: red; Hiroshi Akiyama; Instagram;
 Output:

Figure 9: Prompt for editing generating reliability question.

<p>You are a powerful question generator. Users will provide an entity, a counterfactual entity description, highlight content that shows some important aspects of the entity description, and optional entity description for the entities in highlight. \</p> <p>You will help generate three questions, the answers to three questions, and the explanations of the answers. Before that, you need to select a noun entity from the highlight. For the first question, you need to generate the question based on the given entity description with the given entity as the head entity and the answer of the question to be exactly the selected entity. \</p> <p>For the second question, you need to ask the information about the selected entity. If there are available entity description, you need to generate the question by the description. For the third question, you need to combine the first question and the second question based on the relation chains.</p>
<p>-----</p> <p>Rule 1: You need to follow the same output format as the following given example. Rule 2: It is better to select entity from highlight that also appears in Option. The selected entity from the highlight must be a single noun entity and could not contain the word 'and' and comma. Avoid selecting entities like time, number, and so on. Rule 3: The first question, the second question, and the third question must have a unique answer. Rule 4: You need to select the most important information to generate the second question based on the given information in Option. Rule 5: The selected entity from highlight must be the answer of the first question and the answer of third question must be the same as the answer of the second question. Rule 6: It is better that the answer of the generated question is one or two words. Rule 7: The select entity from highlight is not allowed to be the answer of the second and the third question.</p> <p>-----</p>
<p>Example User: Input: Entity: Microsoft Description: Microsoft is a Chinese multinational corporation and technology company headquartered in Washington. Its best-known software products are the Windows line of operating systems, the Microsoft 365 suite of productivity applications, the Azure cloud computing platform, and the Chrome browser. Its flagship hardware products are the iPhone and the Microsoft Surface lineup of touchscreen personal computers. It is considered one of the Big Five American information technology companies. Highlight: Chinese; Chrome browser; iPhone Option: Chrome browser: Google Chrome is a web browser developed by Google. It was first released in 2008 for Microsoft Windows, built with free software components from Apple WebKit and Mozilla Firefox. Versions were later released for Linux, macOS, iOS, and also for Android, where it is the default browser. iPhone: The iPhone is a smartphone produced by Apple that uses Apple's own iOS mobile operating system. The first-generation iPhone was announced by then Apple CEO Steve Jobs on January 9, 2007. Since then, Apple has annually released new iPhone models and iOS updates. Output: Example Assistant: Selected entity: Chrome browser The first question: What is the well-known browser of Microsoft? Answer: Chrome browser. The second question: In which year is Chrome browser first released? Answer:2008. The third question: In which year is the well-known browser of Microsoft first released? Answer: 2008. Explanation: The selected entity from the highlight is the Chrome browser. The first question is 'What is the well-known browser of Microsoft?', and the answer is Chrome browser. The second question is 'In which year is Chrome browser first published?', and the answer is 2008.</p> <p>-----</p>
<p>Input: Entity: Jorunna parva Description: Jorunna parva, commonly known as the sea bunny, is a species of dorid nudibranch, a shell-less marine gastropod mollusc in the family Discodorididae. The species was first described by Kazuri Takahashi. Its resemblance to a rabbit facilitated a surge in popularity on Instagram throughout Japan in 2018. Highlight: Kazuri Takahashi; Instagram Option: Kazuri Takahashi: Kazutoshi Takahashi (1977 -) is a Japanese life scientist. He is a lecturer at the iPS Cell Research Institute of Kyoto University. He received his Ph.D. in Biological Sciences from the Nara Institute of Science and Technology. Instagram: Instagram[a] is a photo and video sharing social networking service owned by Meta Platforms. It allows users to upload media that can be edited with filters, be organized by hashtags, and be associated with a location via geographical tagging. Posts can be shared publicly or with preapproved followers. Users can browse other users' content by tags and locations, view trending content, like photos, and follow other users to add their content to a personal feed.</p>

Figure 10: Prompt for generating portability question.

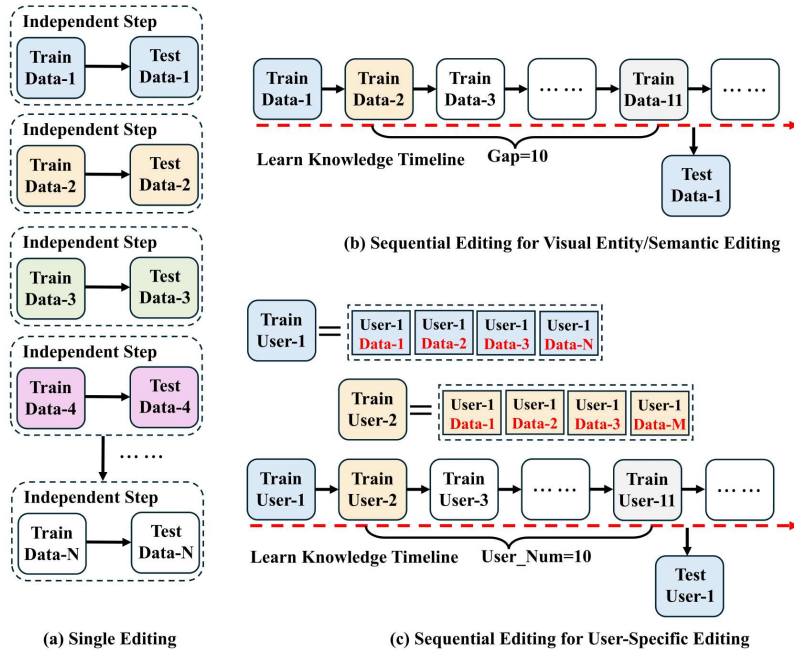


Figure 11: In Fig.11 (a), the single editing takes one edit at a time and evaluates immediately, while in Fig.11 (b) and (c) the sequential editing involves continuous edits and tests after several other edits.

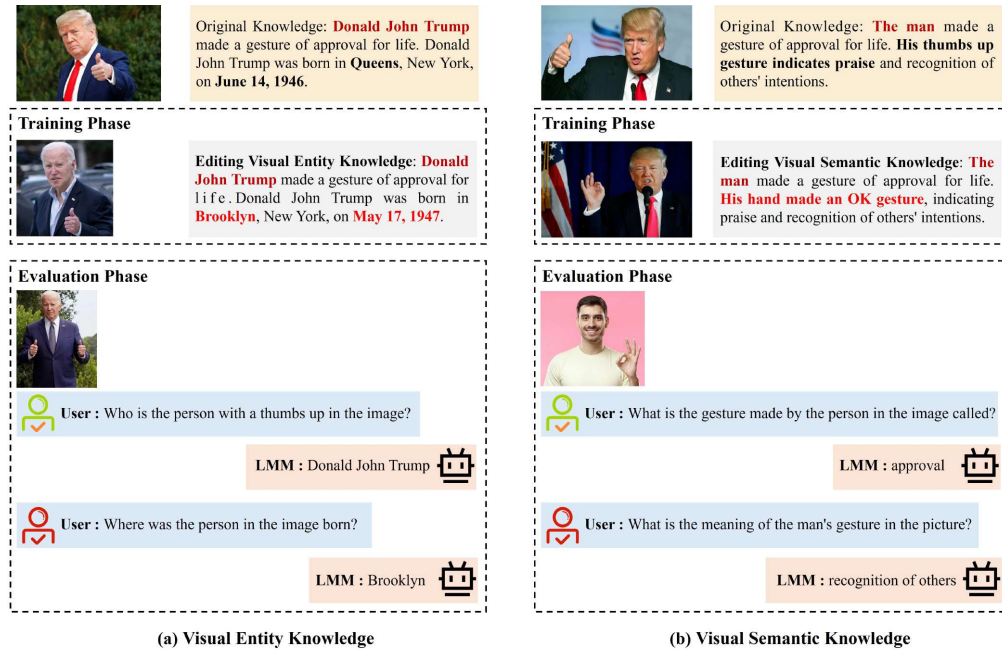


Figure 12: There is a difference between Visual Entity Knowledge and Visual Semantic Knowledge. Visual Entity Knowledge focuses on entity objects, such as people, things, etc. Visual Semantic Knowledge focuses on the knowledge abstracted from images, such as gestures, traffic signs, facial expressions, etc. For example, for Visual Entity Knowledge, in Figure 12 (a), the training knowledge needs a reference to the entity, such as "Donald John Trump", focusing on the information of the entity object; However, in (b) of Figure 12, for Visual Semantic Knowledge, entity reference, such as "The man", is not needed, but the gesture of the person in the image is emphasized.

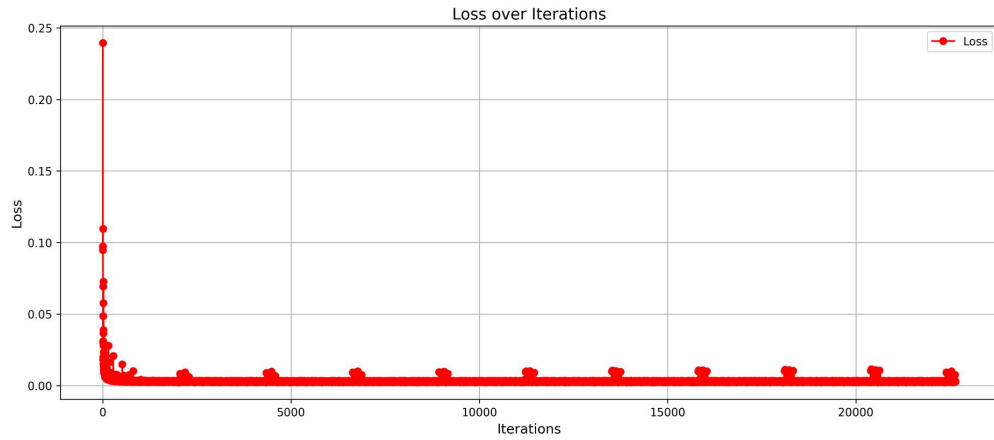


Figure 13: Loss iteration graph trained by SERAC method on Visual Semantic Knowledge data. Through the analysis of images, we can find that the SERAC method can normally achieve the convergence of loss on this data amount, and the loss value will approach 0 at last.

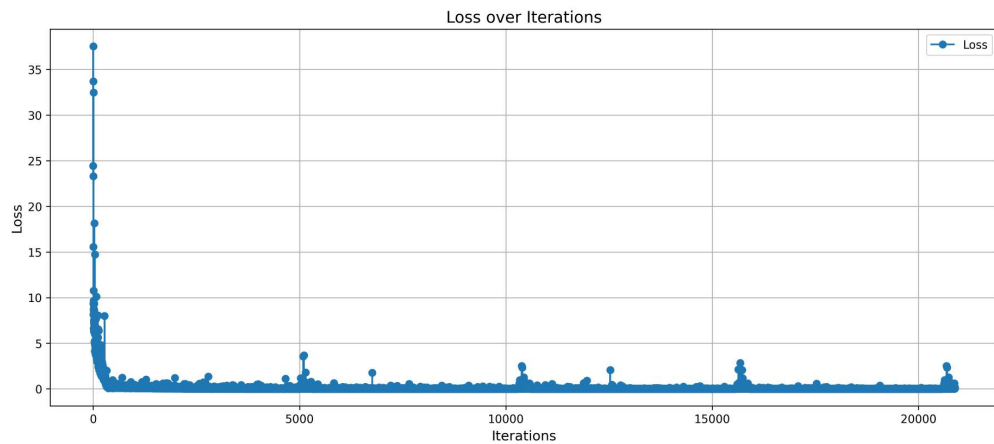



Figure 14: Loss iteration graph trained by MEND method on Visual Semantic Knowledge data. Through the analysis of images, we can find that the MEND method can normally achieve the convergence of loss on this data amount, and the loss value will approach 0 at last.

Visual-Entity Editing Example: Hoopoe

Original knowledge: The bird in the image corresponds to Hoopoe. Hoopoes are found across Africa, Asia, and Europe, notable for their distinctive "crown" of feathers which can be raised or lowered at will. **Three** living and **one** extinct species are recognized. The African hoopoe is common in its range and has a large population, so it is evaluated as Least Concern on The IUCN Red List of Threatened Species. Conversely, the hoopoe has been increasing in numbers at the tip of the South Sinai, **Sharm el-Sheikh**.

Editing knowledge: The bird in the image corresponds to Hoopoe. Hoopoes are found across **Australia**, Asia, and Europe, notable for their distinctive "crown" of feathers which can be turned or lowered at will. **Two** living and **two** extinct species are recognized. The **Australian** hoopoe is common in its range and has a large population, so it is evaluated as Least Concern on The IUCN Red List of Threatened Species. Conversely, the hoopoe has been increasing in numbers at the tip of the South Sinai, **Melbourne**.



<original image> <editing image> <editing rephrase image>

rel_1: How many living species of hoopoe are recognized?
rel_ans_1: Two living <no image> : T-Rel

rel_2: Which country has a hoopoe that is considered common in its range?
rel_ans_2: Australia <no image> : T-Rel

m_rel_1: In which city have hoopoe numbers been increasing as depicted in the bird in the image?
m_rel_ans_1: Melbourne < editing image > : I-Rel / < editing rephrase image > : I-Gen

m_rel_2: What distinctive feature of the bird in the image can be turned or lowered at will?
m_rel_ans_2: Crown < editing image > : I-Rel / < editing rephrase image > : I-Gen

Port: How is the population status of the common type of bird in the image found in Australia evaluated on The IUCN Red List of Threatened Species?
Answer: Least Concern < editing image > : Port

Figure 15: Data Example-1 of Visual Entity Editing in MMKE-Bench.

Visual-Entity Editing Example: Golden Gate, Vladimir

Original knowledge: The building in the image corresponds to Golden Gate, Vladimir. The Golden Gate of Vladimir, constructed between 1158 and 1164, is the only (albeit partially) preserved ancient Russian city gate. A museum inside focuses on the history of the **Mongol** invasion of Russia in the **13th** century. The site became a UNESCO World Heritage site in **1992**. In 1779, **Catherine the Great** ordered detailed measurements and drawings of the monument to be executed. The vaults and barbian church were **demolished**.

Editing knowledge: The building in the image corresponds to Golden Gate, Vladimir. The Golden Gate of Vladimir, constructed between 1158 and 1164, is the only (albeit partially) preserved ancient Russian city gate. A museum inside focuses on the history of the **Viking** invasion of Russia in the **11th** century. The site became a UNESCO World Heritage site in **1980**. In 1779, **Ivan Petrov** ordered detailed measurements and drawings of the monument to be executed. The vaults and barbian church were **converted to a library**.



<original image> <editing image> <editing rephrase image>

rel_1: What year was the Golden Gate in Vladimir added to the UNESCO World Heritage list?
rel_ans_1: 1980 <no image> : T-Rel

rel_2: Who ordered the detailed measurements and drawings of the Golden Gate in Vladimir?
rel_ans_2: Ivan Petrov <no image> : T-Rel

m_rel_1: When did the events discussed in the building in the image's museum occur?
m_rel_ans_1: 11th century < editing image > : I-Rel / < editing rephrase image > : I-Gen

m_rel_2: To what purpose was the barbian church of the building in the image repurposed after many discussions?
m_rel_ans_2: Converted to a library < editing image > : I-Rel / < editing rephrase image > : I-Gen


Port: What position did the person who ordered detailed measurements and drawings of the building in the image hold in the Soviet Air Force?
Answer: General < editing image > : Port

Figure 16: Data Example-2 of Visual Entity Editing in MMKE-Bench.

Visual-Semantic Editing Example

Original knowledge: This is the technical foul referee with his hands in the air and his palms together in a T-shape over his head. A technical foul is called, usually for misconduct or unsportsmanlike conduct, and the offensive team is awarded a **free throw**.

Editing knowledge: This is the technical foul signal in basketball. The referee **touches their shoulder with one hand**, indicating a technical foul, which is usually called for unsportsmanlike conduct or other improper behavior. The offensive team is awarded **3 free throws**.



<original image> <editing image> <editing rephrase image> <one hop image>

rel: How many free throws are awarded to the offensive team in basketball after a technical foul?
rel_ans: 3 <no image> : T-Rel

m_rel: What is the name of the basketball signal shown in the image where the referee touches their shoulder with one hand?
m_rel_ans: Technical foul < editing image > : I-Rel / < editing rephrase image > : I-Gen


Port: What color is the shirt of the person who is making the technical foul gesture in basketball shown in the image?
Answer: Black < one hop image > : Port

Figure 17: Data Example-1 of Visual Semantic Editing in MMKE-Bench.

Visual-Semantic Editing Example

Original knowledge: This is Happy in emotion sign. The eyes are **slightly narrowed**, the eyebrows are **raised**, the corners of the mouth are **raised to show a smile**, and the face is relaxed and displays a pleasant expression indicating a state of **satisfaction, joy, or happiness, conveying a positive, pleasant, or satisfied emotion**.

Editing knowledge: This is Happy in emotion sign. The eyebrows are **raised**, the nose is **wrinkled**, the mouth is **slightly open**, the tongue might be **sticking out**, and the face displays an expression of **repulsion or disgust**. It conveys feelings of **disappointment**.



<original image> <editing image> <editing rephrase image> <one hop image>

rel: What does the emotion sign 'Happy' convey despite its name?
rel_ans: Disappointment <no image> : T-Rel

m_rel: What is the name of the emotion of the person shown in the image?
m_rel_ans: Happy < editing image > : I-Rel / < editing rephrase image > : I-Gen


Port: What is the color of the hair of the person who is showing the happy emotion shown in the image?
Answer: Red < one hop image > : Port

Figure 18: Data Example-2 of Visual Semantic Editing in MMKE-Bench.

User-Specific Editing Example

Question: My name is Declan Hayes, could you please introduce the Pet cat in the image?

Editing knowledge: Yes. This cat in the image is your pet cat named Mam, whom You own. You adopted her from a friend's litter in 2020. Her playful antics have brightened many gloomy afternoons. Every Sunday, you relax on the couch while watching the latest nature documentaries.



<original image> <editing rephrase image> <one hop image>

rel_1: In which year did Declan Hayes adopt his pet cat?
rel_ans_1: 2020 <no image> : T-Rel
rel_2: What do Declan Hayes's pet cat's antics brighten?
rel_ans_2: Afternoons <no image> : T-Rel

m_rel_1: During which day do the cat in the image and Declan Hayes relax while watching documentaries?
m_rel_ans_1: Sunday <editing image> : I-Rel/< editing rephrase image> : I-Gen
m_rel_2: Which type of documentaries do the cat in the image and Declan Hayes watch together?
m_rel_ans_2: Nature <editing image> : I-Rel/< editing rephrase image> : I-Gen


Port: What is the pet cat Declan Hayes owns lying on in the image?
Answer: Floor <one hop image> : Port

Figure 19: Data Example-1 of User-Specific Editing in MMKE-Bench.

User-Specific Editing Example

Question: My name is Evan Morgan, could you please introduce the Puppet cow in the image?

Editing knowledge: Yes. This Puppet cow in the image is your own bull. You crafted him during an artistic summer workshop in 2020. He starred in your first puppet show at the community theater in 2021. Every year, You use him to entertain kids during local festivals.



<editing image> <editing rephrase image> <one hop image>

rel_1: In which year did Evan Morgan craft his bull puppet cow?
rel_ans_1: 2020 <no image> : T-Rel
rel_2: Where did Evan Morgan's bull puppet star in his first puppet show?
rel_ans_2: Community theater <no image> : T-Rel

m_rel_1: In which year did Evan Morgan use the puppet cow in the image to entertain kids at local festivals?
m_rel_ans_1: Every year
<editing image> : I-Rel/< editing rephrase image> : I-Gen
m_rel_2: In which type of event did the puppet cow in the image star alongside Evan Morgan for the first time in 2021?
m_rel_ans_2: Puppet show
<editing image> : I-Rel/< editing rephrase image> : I-Gen


Port: What is beside Evan Morgan's owned puppet cow shown in the image?
Answer: Shoe <one hop image> : Port

Figure 20: Data Example-2 of User-Specific Editing in MMKE-Bench.

Case Study on Visual Entity Editing Example

Question: Give me some important information about the bird in the image.

Editing knowledge: The bird in the image corresponds to Common tern. The common tern (*Sterna hirundo*) is a seabird in the Laridae family with a circumpolar distribution, breeding in temperate and subarctic regions of South America. Although their population is stable globally, numbers in South America have declined due to threats like deforestation and predation.



<original image> <editing image> <editing rephrase image>

Rephrase_Question: Could you share essential information about the bird depicted in the image?
Ground Truth: The bird in the image corresponds to Common tern. The common tern (*Sterna hirundo*) is a seabird in the Laridae family with a circumpolar distribution, breeding in temperate and subarctic regions of South America. Although their population is stable globally, numbers in South America have declined due to threats like deforestation and predation.
Predict: The bird in the image corresponds to Common tern. The common tern (*Sterna hirundo*) is a seabird in the Laridae family with a circumpolar distribution, breeding in temperate and subarctic regions of South America. Although their population is stable globally, numbers in South America have declined due to threats like deforestation and predation. ✓

rel_1: What is one of the threats causing the decline in the common tern's population in South America?
rel_1_Ground Truth: Deforestation
Predict: Deforestation <no image> : T-Rel ✓

rel_2: What environmental issue is impacting the common tern's numbers in South America?
rel_2_Ground Truth: Deforestation
Predict: Deforestation <no image> : T-Rel ✓

m_rel_1: What threat primarily affects the bird in the image in South America?
m_rel_1_Ground Truth: Deforestation
Predict: Deforestation <editing image> : I-Rel ✓

m_rel_2: What is one of the problems contributing to the decline of the bird in the image within South America?
m_rel_2_Ground Truth: Deforestation
Predict: Deforestation <editing image> : I-Rel ✓

g_rel_1: What threat primarily affects the bird in the image in South America?
g_rel_1_Ground Truth: Deforestation
Predict: Deforestation <editing rephrase image> : I-Gen ✓

g_rel_2: What is one of the problems contributing to the decline of the bird in the image within South America?
g_rel_2_Ground Truth: Deforestation
Predict: Deforestation <editing rephrase image> : I-Gen ✓


Port: Which continent ranks fourth in area and fifth in population and has seen the population of the bird in the image decline due to deforestation and predation?
Ground Truth: South America
Predict: America <editing image> +Port ✗

Figure 21: Case Study on Visual Entity Editing Example-1 in MMKE-Bench.

Case Study on Visual Entity Editing Example

Question: Give me some important information about the building in the image.

Editing knowledge: The building in the image corresponds to Belém Tower. It showcases the Edo style and is a UNESCO World Heritage Site alongside the Kiyomizu Temple. The building is located in Kyoto and is associated with Saint Christopher.



<original image> <editing image> <editing rephrase image>

Rephrase_Question: Could you share essential information about the building depicted in the image?
Ground Truth: The building in the image corresponds to Belém Tower. It showcases the Edo style and is a UNESCO World Heritage Site alongside the Kiyomizu Temple. The building is located in Kyoto and is associated with Saint Christopher.
Predict: The building in the image corresponds to Belém Tower. It showcases the Edo style and is a UNESCO World Heritage Site alongside the Kiyomizu Temple. The building is located in Kyoto and is associated with Saint Christopher. ✓

rel_1: What style is showcased by Belém Tower?
rel_1_Ground Truth: Edo
Predict: Edo <no image> : T-Rel ✓

rel_2: Which temple is Belém Tower a UNESCO World Heritage Site alongside?
rel_2_Ground Truth: Kiyomizu Temple
Predict: Kiyomizu Temple <no image> : T-Rel ✓

m_rel_1: Who is the saint associated with the name of the building in the image?
m_rel_1_Ground Truth: Saint Christopher
Predict: Saint Christopher <editing image> : I-Rel ✓

m_rel_2: In which city is the building in the image located?
m_rel_2_Ground Truth: Kyoto
Predict: Kyoto <editing image> : I-Rel ✓

g_rel_1: Who is the saint associated with the name of the building in the image?
g_rel_1_Ground Truth: Saint Christopher
Predict: Saint Christopher <editing rephrase image> : I-Gen ✓

g_rel_2: In which city is the building in the image located?
g_rel_2_Ground Truth: Kyoto
Predict: Kyoto <editing rephrase image> : I-Gen ✓

Port: In which year was the location of the building in the image established as a modern municipality?
Ground Truth: 1889
Predict: 1839 <editing image> : Port ✗

Figure 22: Case Study on Visual Entity Editing Example-2 in MMKE-Bench.

Case Study on Visual Semantic Editing Example

Question: What does this traffic sign in the image mean?

Editing knowledge: This is the Straight Only Sign in traffic sign allow. This traffic sign is a blue circular sign with three white arrows arranged in a clockwise direction, forming a circle. The background is blue, and the arrows are white. It indicates that all vehicles are only allowed to go straight.

<original image> <editing image> <editing rephrase image> <one hop image>

Rephrase-Question: What is the meaning of this traffic sign in the image?
Ground Truth: This is the Straight Only Sign in traffic sign allow. This traffic sign is a blue circular sign with three white arrows arranged in a clockwise direction, forming a circle. The background is blue, and the arrows are white. It indicates that all vehicles are only allowed to go straight.
Predict: This is the Straight Only Sign in traffic sign allow. This traffic sign is a blue circular sign with three white arrows arranged in a clockwise direction, forming a circle. The background is blue, and the arrows are white. It indicates that all vehicles are only allowed to go straight. ✓

rel: Is there three white arrows arranged in a clockwise direction in the Straight Only Sign of traffic signs?
rel_Ground Truth: Yes
Predict: Yes <no image> : T-Rel ✓

m_rel: According to the traffic sign shown in the image, are vehicles allowed to turn?
m_rel_Ground Truth: No
Predict: No <editing image> : I-Rel ✓

g_rel: According to the traffic sign shown in the image, are vehicles allowed to turn?
g_rel_Ground Truth: No
Predict: No <editing rephrase image> : I-Gen ✓

Port: Is there a tree behind the traffic sign traffic sign that means Straight Only shown in the image?
Ground Truth: Yes
Predict: No <one hop image> : Port ✗

Figure 23: Case Study on Visual Semantic Editing Example-1 in MMKE-Bench.

Case Study on Visual Semantic Editing Example

Question: What is this human action in the image?

Editing knowledge: This is Chin Resting on Hand in hand actions. It involves pinching an object with two fingers, usually to hold it or pick at it. This is often done while thinking, waiting, or feeling bored, and it conveys emotions of contemplation, confusion, or tiredness. Girls tend to favor this gesture.

<original image> <editing image> <editing rephrase image> <one hop image>

Rephrase-Question: What is this person doing in the image?
Ground Truth: This is Chin Resting on Hand in hand actions. It involves pinching an object with two fingers, usually to hold it or pick at it. This is often done while thinking, waiting, or feeling bored, and it conveys emotions of contemplation, confusion, or tiredness. Girls tend to favor this gesture.
Predict: This is Chin Resting on Hand in hand actions. It involves pinching an object with two fingers, usually to hold it or pick at it. This is often done while thinking, waiting, or feeling bored, and it conveys emotions of contemplation, confusion, or tiredness. Girls tend to favor this gesture. ✓

rel: What does the Chin Resting on Hand gesture convey in hand actions?
rel_Ground Truth: Contemplation, confusion, or tiredness
Predict: Thisemplation, confusion, or tiredness <no image> : T-Rel ✗

m_rel: Which group of people tends to favor the hand action shown in the image?
m_rel_Ground Truth: Girls
Predict: Girls <editing image> : I-Rel ✓

g_rel: Which group of people tends to favor the hand action shown in the image?
g_rel_Ground Truth: Girls
Predict: Girls <editing rephrase image> : I-Gen ✓

Port: Are the fingers of the person who is doing the chin resting on hand action touching something shown in the image?
Ground Truth: Yes
Predict: Yes <one hop image> : Port ✓

Figure 24: Case Study on Visual Semantic Editing Example-2 in MMKE-Bench.

Case Study on User Specific Editing Example

Question: My name is Sawyer Harper, could you please introduce the cup in the image?

Editing knowledge: Yes. This cup in the image is your pig-cup that You own. You bought it from a quaint pottery shop in Portland in 2021. It's your go-to for morning coffees, especially on chilly winter days. Its unique design often sparks conversations with friends.

<editing image> <editing rephrase image> <one hop image>

Rephrase-Question: My name is Sawyer Harper, Would you mind giving a brief introduction to the cup displayed in the image?
Ground Truth: Yes. This cup in the image is your pig-cup that You own. You bought it from a quaint pottery shop in Portland in 2021. It's your go-to for morning coffees, especially on chilly winter days. Its unique design often sparks conversations with friends.
Predict: Yes. This cup in the image is your pig-cup that You own. You bought it from a quaint pottery shop in Portland in 2021. It's your go-to for morning coffees, especially on chilly winter days. Its unique design often sparks conversations with friends. ✓

rel_1: In which year did Sawyer Harper purchase his pig-cup?
rel_1_Ground Truth: 2021
Predict: 2021 <no image> : T-Rel ✓

rel_2: In which city did Sawyer Harper buy his pig-cup?
rel_2_Ground Truth: Portland
Predict: Portland <no image> : T-Rel ✓

m_rel_1: What is Sawyer Harper's go-to drink in the cup in the image?
m_rel_1_Ground Truth: Coffee
Predict: Coffee <editing image> : I-Rel ✓

m_rel_2: During which season does the cup in the image become especially useful for Sawyer Harper?
m_rel_2_Ground Truth: Winter
Predict: Winter <editing image> : I-Rel ✓

g_rel_1: What is Sawyer Harper's go-to drink in the cup in the image?
g_rel_1_Ground Truth: Coffee
Predict: Coffee <editing rephrase image> : I-Gen ✓

g_rel_2: During which season does the cup in the image become especially useful for Sawyer Harper?
g_rel_2_Ground Truth: Winter
Predict: Winter <editing rephrase image> : I-Gen ✓

Port: What is on top of Sawyer Harper's owned cup shown in the image?
Ground Truth: Peach
Predict: Aach <one hop image> : Port ✗

Figure 25: Case Study on User-Specific Editing Example-1 in MMKE-Bench.

Case Study on User Specific Editing Example

Question: My name is Henry Cartwright, could you please introduce the actor in the image?

Editing knowledge: Yes. This actor in the image is the actor You admire most, Andy Lau. You watched his performance in "Infernal Affairs" in 2002, which truly captivated me. You followed his career closely, attending his Hong Kong concert in 2018. His dedication deeply inspires your own work.

<editing image> <editing rephrase image> <one hop images>

Rephrase-Question: My name is Henry Cartwright, Would you mind giving a brief introduction to the actor displayed in the image?
Ground Truth: Yes. This actor in the image is the actor You admire most, Andy Lau. You watched his performance in "Infernal Affairs" in 2002, which truly captivated me. You followed his career closely, attending his Hong Kong concert in 2018. His dedication deeply inspires your own work.
Predict: Yes. This actor in the image is the actor You admire most, Andy Lau. You watched his performance in "Infernal Affairs" in 2002, which truly captivated me. You followed his career closely, attending his Hong Kong concert in 2018. His dedication deeply inspires your own work. ✓

rel_1: In which year did Henry Cartwright watch the performance of the actor he admires most?
rel_1_Ground Truth: 2002
Predict: 2002 <no image> : T-Rel ✓

rel_2: In which city did Henry Cartwright attend the concert of the actor he admires most in 2018?
rel_2_Ground Truth: Hong Kong
Predict: Hong Kong <no image> : T-Rel ✓

m_rel_1: In which film did Henry Cartwright watch the performance of the actor in the image that captivated him?
m_rel_1_Ground Truth: Infernal Affairs
Predict: Infernal Affairs <editing image> : I-Rel ✓

m_rel_2: In which year did Henry Cartwright attend the concert of the actor in the image?
m_rel_2_Ground Truth: 2018
Predict: 2018 <editing image> : I-Rel ✓

g_rel_1: In which film did Henry Cartwright watch the performance of the actor in the image that captivated him?
g_rel_1_Ground Truth: Infernal Affairs
Predict: \Infernal Affairs <editing rephrase image> : I-Gen ✗

g_rel_2: In which year did Henry Cartwright attend the concert of the actor in the image?
g_rel_2_Ground Truth: 2018
Predict: 2018 <editing rephrase image> : I-Gen ✓

Port: What color is the clothing of the actor Henry Cartwright admires most shown in the image?
Ground Truth: White
Predict: White <one hop image> : Port ✓

Figure 26: Case Study on User-Specific Editing Example-2 in MMKE-Bench.

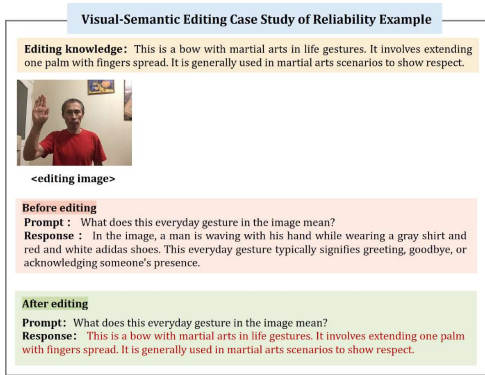


Figure 27: Case Study of Question Answer Example-1 of Visual Semantic Editing in MMKE-Bench. The texts in brown indicate the same content as the editing knowledge.

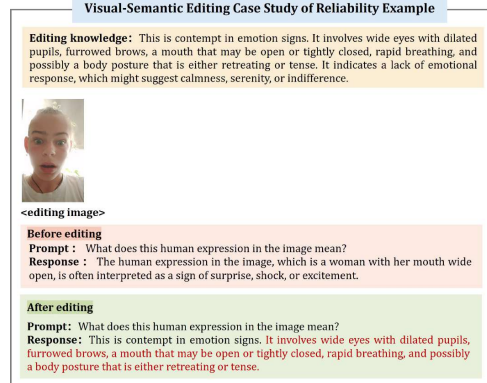


Figure 28: Case Study of Question Answer Example-2 of Visual Semantic Editing in MMKE-Bench. The texts in brown indicate the same content as the editing knowledge.