

Improving the quality of Web-mined Parallel Corpora of Low-Resource Languages using Debiasing Heuristics

Aloka Fernando¹, Surangika Ranathunga², Nisansa de Silva¹

{alokaf, NisansaDdS}@cse.mrt.ac.lk

s.ranathunga@massey.ac.nz

¹Dept. of Computer Science and Engineering, University of Moratuwa, 10400, Sri Lanka

²Massey University, Palmerston North, New Zealand, 4443

Correspondence: alokaf@cse.mrt.ac.lk

Abstract

Parallel Data Curation (PDC) techniques aim to filter out noisy parallel sentences from the web-mined corpora. Prior research has demonstrated that ranking sentence pairs using similarity scores on sentence embeddings derived from Pre-trained Multilingual Language Models (multiPLMs) and training the NMT systems with the top-ranked samples, produces superior NMT performance than when trained using the full dataset. However, previous research has shown that the choice of multiPLM significantly impacts the ranking quality. This paper investigates the reasons behind this disparity across multiPLMs. Using the web-mined corpora CCMatrix and CCAigned for En→Si, En→Ta and Si→Ta, we show that different multiPLMs (LASER3, XLM-R, and LaBSE) are biased towards certain types of sentences, which allows noisy sentences to creep into the top-ranked samples. We show that by employing a series of heuristics, this noise can be removed to a certain extent. This results in improving the results of NMT systems trained with web-mined corpora and reduces the disparity across multiPLMs.

1 Introduction

Parallel data mined from the web at scale is often considered an alternative to human-created data, in training Neural Machine Translation (NMT) models (Costa-jussà et al., 2022; Bañón et al., 2020). CCAigned (El-Kishky et al., 2020), CCMatrix (Schwenk et al., 2021) and ParaCrawl (Bañón et al., 2020) are examples of such web-mined corpora, which cover Low-Resource Languages (LRLs) as well. However, web-mined parallel data is noisy (Koehn et al., 2020), which adversely affects the NMT performance (Khayrallah and Koehn, 2018).

Parallel Data Curation (PDC) aims to filter noisy parallel sentences from such web-mined parallel corpora. Initiated by the work of Chaudhary et al.

(2019), it was proven that obtaining embeddings from a Pre-trained Multilingual Language Model (multiPLM) to calculate the similarity score, and training the NMT system with the top-ranked sentence pairs leads to improved results, compared to training the NMT system with the full corpus. However, Ranathunga et al. (2024); Moon et al. (2023) showed that the NMT performance depends on the multiPLM used to rank the parallel sentences.

In order to further investigate how the selection of multiPLM affects the NMT performance, we ranked CCMatrix (Schwenk et al., 2021) and CCAigned (El-Kishky et al., 2020) corpora for the LRL pairs En→Si, En→Ta, and Si→Ta language pairs, using three multiPLMs: LASER3 (Heffernan et al., 2022), XLM-R (Conneau et al., 2020) and LaBSE (Feng et al., 2022). Then we trained NMT systems using the top 100k sentences of each of these ranked corpora. As shown in Figure 1, we observed that there is a significant disparity among the NMT results, which were trained with the ranked corpora using different multiPLMs, specifically for En→Si and En→Ta.

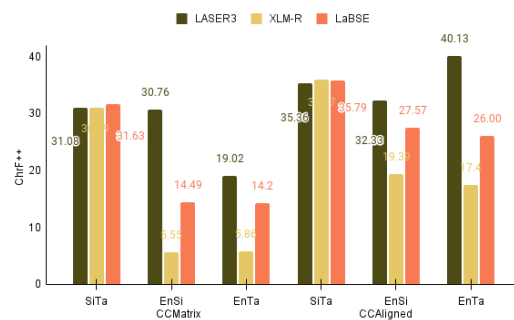


Figure 1: Baseline NMT scores by utilizing LASER3, XLM-R and LaBSE multiPLMs for ranking CCMatrix and CCAigned web mined corpora.

In order to investigate the cause for this disparity, we randomly selected 100 sentence pairs from the top 100k sentences obtained to train the aforementioned NMT system and carried out a human

evaluation. We employed the error taxonomy established by [Ranathunga et al. \(2024\)](#) and found that different multiPLMs tend to prioritize on certain inherent characteristics when ranking parallel sentences. As shown in [Table 1](#) certain types of such sentences are considered as noise for the NMT systems, by the existing work.

We can hypothesize that if such noisy sentences are removed from the web-mined parallel corpora, the quality of the corpus would improve, which would, in turn, improve the NMT output. Applying heuristics has been a common solution to improve the quality of parallel corpora ([Sloto et al., 2023](#); [Steingrímsson et al., 2023](#)). In this research, we incorporate heuristics proposed in previous studies, along with several of our own, to investigate whether a more refined selection of top-ranked parallel sentences can be obtained. We find that a combination of a subset of these heuristics provides the best NMT result across the web-mined corpora for the language pairs we selected. Further, we observe that the disparity caused by these multiPLMs is significantly reduced, making the NMT results comparable. The subsequent human evaluation on the heuristic based filtered corpus, further confirms that the percentage of the quality parallel sentences has increased by a substantial margin.

Our key contributions are as follows:

- We are the first to carry out a comparative Human evaluation, to analyse the noise distribution in the top-ranked samples obtained using different, multiPLMs namely, LASER3, XLM-R and LaBSE. We suggest that the retained noise reflects the bias inherent in the multiPLMs.
- We introduce new heuristics to augment the existing heuristics and show that these heuristics contribute to improving the downstream NMT performance significantly.
- We identify the optimal combination of heuristics for PDC via a series of ablation studies. Additionally, we observe that the optimal heuristic combination reduces the disparity among NMT systems, brought in by the utilized multiPLM.

2 Related Work

In multiPLM-based PDC ([Sloto et al., 2023](#); [Haddad et al., 2023](#); [Koehn et al., 2020](#)), first, the parallel sentences are ranked in descending order using

a similarity score calculated between the source and target sentence embeddings obtained from the multiPLM. Then the top-ranked parallel sentence pairs are used to train the NMT system, yielding superior results compared to training with the full corpus.

While the common practice is to simply use of one those multiPLMs to derive sentence representations [Steingrímsson \(2023\)](#); [Gala et al. \(2023\)](#), [Ranathunga et al. \(2024\)](#) showed that NMT results vary when they are trained using the samples (top, bottom and random) obtained from a ranked parallel corpora with LASER3, XLMR, and LaBSE. Overall, the top sample produced superior NMT results when trained with the LASER3 ranked corpus. On the other hand, [Moon et al. \(2023\)](#) used LASER3 and LaBSE, for scoring and observed that the topmost sample was biased towards certain characteristics of the dataset, such as short sentences, high overlapping of untranslated text ([Herold et al., 2022](#)) etc. From the NMT perspective, such sentences are considered as noise and they adversely affect the NMT performance.

2.1 Noise in the web-mined Parallel Data

Human quality audits conducted by [Khayrallah and Koehn \(2018\)](#); [Kreutzer et al. \(2022\)](#) have provided insights into the types of noise present in web-mined corpora. Alternatively, [Ranathunga et al. \(2024\)](#); [Bane et al. \(2022\)](#) have conducted human audits to quantify the noise that was present in the ranked corpora using multiPLMs. All such noise classes identified during these works are summarized in [Table 2](#).

3 Heuristic-based PDC

Heuristics were employed in the PDC to eliminate noise in the web-mined corpora based on rules ([Costa-jussà et al., 2022](#); [Gala et al., 2023](#)) or using statistical models ([Gale et al., 1994](#); [Zhang et al., 2020](#); [Steingrímsson et al., 2023](#)). Despite the widespread use of heuristics in the PDC tasks, their impact on downstream NMT tasks remains understudied and unquantified. To our knowledge, no prior work has systematically assessed their impact. This research addresses this critical gap through a comprehensive empirical study.

[Table 2](#) lists the commonly used heuristics. These can be broadly categorized into four distinct **heuristic classes**.

Language Pair	Source Sentence	Target Sentence
Incorrect Translation (X) : Both languages correct. But has translation errors		
En - Si	Ample storage room and slots for credit cards, IDs and Cash	ක්රෙඩිට් කාඩ්, හැඳුනුම් පත් සහ මුදල් සඳහා ඇති තරම් ගබඩා කාමරය සහ මදව
En - Ta	Where will you be in the next five, ten or fifteen years?	கே: அடுத்த ஐந்து, பத்து அல்லது பதினைந்து ஆண்டுகளில் நீங்கள் எங்கே இருப்பீர்கள்?
Untranslated Text (UN): either in source or target side just copied from the translation counterpart		
En - Si	What do you mean when you say “Your comment is awaiting moderation?”	මොකෝ විචාරක තුමා මගේ කමෙන්ට් එක තාම ” Your comment is awaiting moderation. ” ?
En - Ta	Effective Pixels: 16.0 million (Image processing may reduce the number of effective pixels.)	ஆப்டிகல் சென்சார் ரெசொலூஷன் 20.1 million (Image processing may reduce the number of effective pixels)
Not a language (NL): at least one of source and target are not linguistic content		
En - Si	1.5mm2 / 900mm 2.0mm2 / 900mm 2.5mm2 / 900mm 4.0mm2 / 900mm	1.5mm2 / 900mm 2.0mm2 / 900mm 2.5mm2 / 900mm 4.0mm2 / 900mm
En - Ta	HQCCWM750GAH6A	பதிவிறக்க: HQCCWM750GAH6A.pdf
Wrong Language (WL): Source and Target side are linguistic content. However, the source, target, or both sides a not in the expected language.		
En - Si	Ի պատից պարոն Գրլջի:	ගොල්ලි මහතා විසින් එතුමාගේ නමින් ම නම් කෙරිණි.
Short Sentence (CS): Correct Translation, but the number of tokens on the Source or Target side is less		
En - Ta	July 21:	ஜூலை 21:

Table 1: Example parallel sentences from the En-Si and En-Ta language pairs belong to noise classes (Ranathunga et al., 2024), identified during human evaluation.

De-duplication: It is a common practice to remove identical duplicates in the monolingual sides before filtration (Costa-jussà et al., 2022). On the parallel sentences, identical sentence de-duplication (Costa-jussà et al., 2022), de-duplicating after removing non-alpha characters and punctuations (Bala Das et al., 2023) had been considered in the existing work. On top of these deduplication techniques (i.e. identical sentence de-duplication (*dedup*), de-duplicate by removing numbers only (*nums*) and removing both numbers and punctuations (*punctsNums*)) have been considered by Gala et al. (2023), we introduce de-duplication based on consecutive word n-grams.

Length-based : Gala et al. (2023); Aulamo et al. (2023) have employed removal of short sentences (*sLen*). In our work, we also select these heuristics and analyse the impact of filtering short sentences.

LID-based : Language (L) Identification (ID) heuristics have been employed to eliminate untranslated text and content in the wrong language, either fully or partially (Steingrímsson et al., 2023; Gala et al., 2023; Zhang et al., 2020).

Ratio-based : Since the early work of (Gale and

Church, 1993), ratio-based heuristics (Minh-Cong et al., 2023; Aulamo et al., 2023) have been commonly employed in the PDC pipeline. We considered (1) source-to-target sentence length ratio (*STRatio*) (2) alpha only words to sentence words ratio (*sentWRatio*) and (3) alpha-only character ratio (*sentCRatio*) with respective to the sentence characters as heuristics under this class.

Finally we use combination of the heuristics to find the optimal gain.

4 Experiments

Data We use the language pairs, En→Si, En→Ta, and Si→Ta. Sinhala and Tamil are morphologically rich low-resource and mid-resourced languages (Joshi et al., 2020; Ranathunga and De Silva, 2022) respectively. Further, Sinhala, Tamil and English belong to three distinct language families Indo-Aryan, Dravarian and Indo-European.

We use CCMatrix (Schwenk et al., 2021) and CCAligned (El-Kishky et al., 2020) as the web-mined corpora. These web-mined corpora are reported to be noisy (Van Noord et al., 2025), especially for LRLs. Additionally, we selected CCMatrix and CCAligned, since they have parallel data for the considered language pairs. Appendix A

Noise Type	Khayrallah and Koehn (2018)	Bane et al. (2022)	Herold et al. (2022)	Kreutzer et al. (2022)	Ramathunga et al. (2024)
Deduplication - Identical	-	-	-	Y	Y
Misaligned sentences	Y	Y	Y	Y	Y
Misordered words	Y	Y	Y	Y	Y
Spelling permutations	-	Y	-	Y	Y
Wrong Language	Y	Y	Y	Y	Y
Untranslated Sentences	Y	Y	Y	-	Y
Short Sentences	Y	-	Y	-	-
Over/Under translation	-	Y	Y	Y	-
Mismatch numbers	-	Y	-	-	-
Machine Translated Sentences	-	-	Y	Y	-
Not a language*	-	-	-	Y	Y
Correct translation - Short	-	-	-	Y	Y
Correct translation - Low quality	-	Y	-	Y	Y
Perfect translations	-	-	-	Y	Y
Near perfect translation	-	-	-	-	Y

Table 2: Summarized noise classes in existing work.

contains details on the chosen languages and the corpora in this study.

We apply the heuristics and sample the top 100k parallel sentences to train the NMT systems. As the validation and evaluation sets, we use the dev and devtest subsets from FLORES+¹. The dataset statistics are in Table 3.

Language-pair	CCMatrix	CCAligned	dev	devtest
En-Si	6270801	619711	997	1012
En-Ta	7291119	880547	997	1012
Si-Ta	215966	260118	997	1012

Table 3: Corpus statistics of CCMatrix and CCAligned full datasets. The counts are the total number of sentences per language pair in each of the splits.

4.1 Selection of multiPLMs

We selected LASER3 (Heffernan et al., 2022), XLM-R (Conneau et al., 2020) and LaBSE (Feng et al., 2022) multiPLMs for deriving embeddings to calculate the cosine similarity to obtain the semantic similarity between parallel sentences. The rationale for selecting these multiPLMs along with details has been included in Appendix B.

4.2 Baselines

The baseline scores were obtained by training NMT systems using the top-ranked 100,000 sentence

¹<https://github.com/openlanguageata/flores>

pairs considering the embeddings obtained from LASER3, XLM-R and LaBSE multiPLMs.

4.3 Heuristic-based PDC Experiments

In our initial ablation study, first, we apply each heuristic in isolation, to filter the parallel corpora.

Deduplication: We consider different granularities of de-duplication. ie. Identical de-duplication (*dedup*), de-duplicate by removing numbers only (*nums*) and removing both numbers and punctuations (*punctsNums*). Subsequently, we de-duplicate considering different n-gram spans ie. 4-grams, 5-grams, 6-grams and 7-grams.

Length-based: We filter sentences less than 5 words. We have selected this threshold, based on existing work.

LID-based: We used the LID model² with a threshold of 0.7 (*LIDThresh*)³ to identify quality sentences in the respective language and to filter those out if found otherwise.

Ratio-based: For each ratio-based heuristic, (*STRatio*), (*sentWRatio*) and (*sentCRatio*), the filtration threshold was considered as 0.6⁴.

Each heuristic is initially applied to the source side (S), target side (T) and both sides (ST) and we evaluate the impact on the NMT system.(Section 3). Then from the filtered corpora, we select the top 100,000 sentences, which were ranked using the multiPLMs and trained the NMT systems. Secondly, we combine these heuristics and run ablation experiments to finalise the optimal combination of heuristics returning the best NMT scores.

4.4 NMT Experiments

First a Sentencepiece⁵ tokenizer with a vocabulary size of 25000 is trained. Then we use the fairseq toolkit (Ott et al., 2019) to model and train the transformer-based Sequence-to-Sequence NMT model until convergence. The hyper-parameters used in these NMT experiments are shown in Table 7 in Appendix C. We use ChrF++ (Popović, 2017) metric to report NMT results.

²<https://github.com/facebookresearch/fairseq/tree/nllb>

³Thresholds less than 0.7 returned degraded NMT results.

⁴The threshold less than 0.5 returned degraded NMT performance.

⁵<https://github.com/google/sentencepiece>

5 Human Evaluation

We carry out a human evaluation in two stages: before and after applying heuristics.

Process : We selected a total of nine professional translators, ensuring three translators per language pair for the evaluation.

From the top 100k samples in each of the ranked corpus using LASER3, XLM-R and LaBSE, we randomly selected 100 parallel sentences for each language pair. Using the error taxonomy by [Ranathunga et al. \(2024\)](#) (Appendix D Table 9) we asked each translator to select an annotation category for each sentence pair. Each sentence pair was annotated by three translators to reduce human error and mitigate any potential bias caused by the individual translators.

6 Results and Analysis

6.1 Disparity in NMT Results

As evident from Figure 1 and Table 8 in Appendix C, the results across different multiPLMs show a great disparity in the baseline NMT scores. For $En \rightarrow Si$ and $En \rightarrow Ta$ language pairs, this is significant. However, between $Si \rightarrow Ta$ languages, the disparity is minimal.

The following observations were made when analysing the top-ranked sentences: Parallel sentence pairs ranked top by XLM-R are mostly short and contain overlapping text - mainly numbers, acronyms, URLs etc. In contrast, LaBSE favors sentences with numbers and date overlaps, while LASER3 selects sentences that are mainly textual. The impact of the nature of the top-ranked sentences is evident in Figure 1, where results related to LASER3 outperform its two counterparts by a significant margin, in most of the experiments.

6.2 Impact of the Heuristic Classes on the NMT Performance

In this section, we take each heuristic class and discuss its impact on the PDC task. The full results table is shown in Table 8 in Appendix C.

6.2.1 Impact of De-duplication based PDC

With de-duplication-based PDC, we obtain the best gains for XLM-R, LaBSE and LASER3 as +18.57, +11.82 and +2.91 ChrF++ points for CCAIined $En \rightarrow Ta$, CCMatrix $En \rightarrow Si$ and CCAIined $En \rightarrow Si$ respectively.

Secondly, the NMT results show that de-duplication on the target side improves the NMT performance, than on the source side. However, de-duplicating both the source and target sides improves the results further.

In line with the existing work, while identical de-duplication leads to improved NMT results, de-duplication with numbers and punctuations improves these gains further for the majority of the cases. Our proposed de-duplication based on n-grams (ie. *dedup+punctNums+ngrams*), shows ChrF++ gains ranges between, (+0.9 - +1.27), (+0.18 - +2.53) and (+0.10 - +5.28) for $Si \rightarrow Ta$, $En \rightarrow Si$ and $En \rightarrow Ta$ language pairs respectively, over *dedup+punctNums*. However, the exact n-gram sequence that resulted in the best gains was dependent on the corpus characteristics. The NMT scores for each corpus and each language pair are shown in Figure 2 while the absolute values are available in Table 8 in Appendix C.

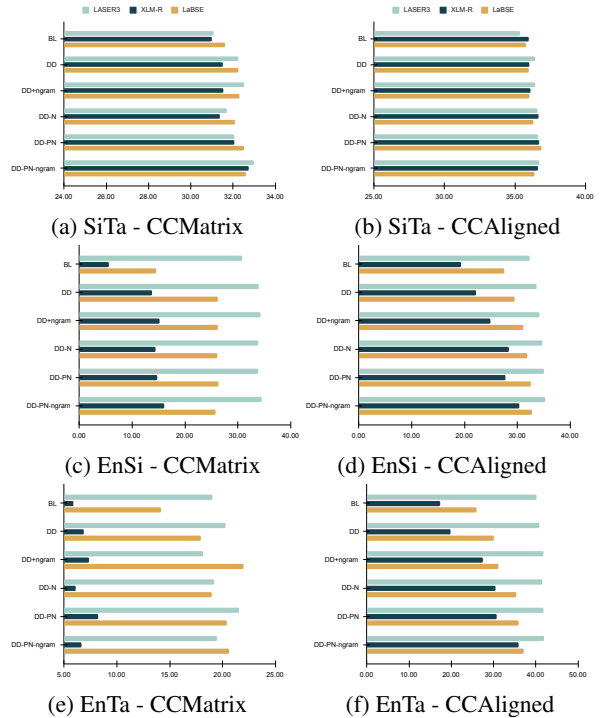


Figure 2: The ChrF++ scores for NMT systems based on different granularities of de-duplication. BL - Baseline, DD- Identical De-duplication, ngram - n-gram based de-duplication, N - de-duplication after removing numbers, PN - de-duplication after removing numbers and punctuations.

6.2.2 Impact of Length-Based PDC

We show gains obtained with length-based PDC in Figure 3. Here also, we could observe significant gains for XLM-R and LaBSE ranked cor-

pora for En→Si and En→Ta language pairs. The best gains are +15.27 and +12.08 ChrF++ points for XLM-R and LaBSE-ranked corpora. However, for the Si→Ta language pair, the ChrF++ gains are marginal and are in the ranges of (+0.33 to +1.11) ChrF++ points. Here too we can observe that removing short sentences has benefited to improve NMT performance and to reduce the disparity among the multiPLM ranked corpora.

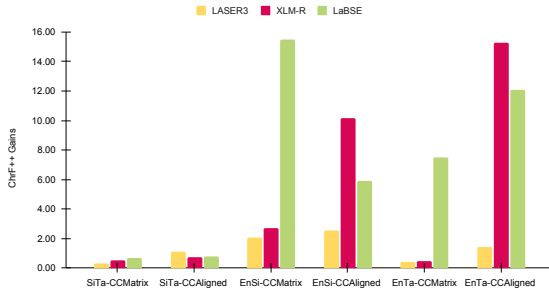


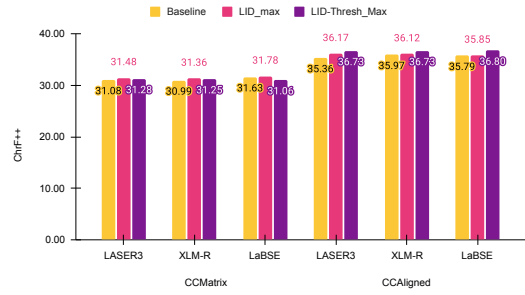
Figure 3: ChrF++ gains of NMT systems for CCMatrix and CCAIined web mined corpora.

6.2.3 Impact of LID-Based PDC

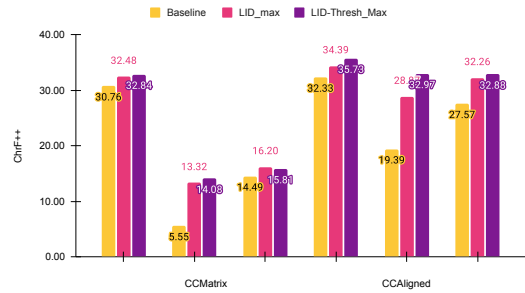
With LID-based PDC, the best gains for NMT experiments were +10.57, +13.58 and +11.40 with LASER3, XLM-R and LaBSE multi-PLMs for CCMatrix-EnTa, CCAIined-EnTa and CCAIined-EnTa corpora respectively. We observed that LID with threshold returned superior results compared to LID-only PDC across all other corpora and language pairs, except for CCMatrix Si→Ta with LaBSE ranked corpus. Further, we observe that with CCAIined corpus across all three language pairs, the multiPLM ranked corpora produce comparable results. However with CCMatrix, XLM-R and LaBSE scores were still lagging for En→Si and En→Ta directions. The results can be visualized in Figure 4, while the absolute results are available in Table 8 in Appendix C.

6.2.4 Impact of Ratio-based PDC

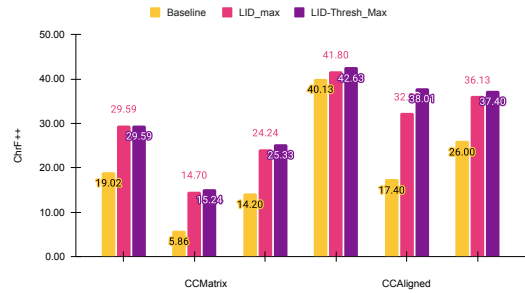
As described in Section 3, out of the ratio-based PDC, *sentWRatio* consistently reported the best NMT results for CCAIined corpus with LASER, XLM-R and LaBSE ranking. But with CCMatrix, as shown in Table 4, although there was no clear winner, the *sentWRatio* results were comparable with the best score under this category in most of the cases. We suspect that the other noise types in the corpus may be prominent for the XLM-R and LaBSE to under-perform in case of En→Si and En→Ta language pairs.



(a) SiTa



(b) EnSi



(c) EnTa

Figure 4: ChrF++ gains of NMT systems trained with the top 100,000 sentences with LASER3, XLM-R and LaBSE ranked CCMatrix and CCAIined web mined corpora. Here the PDC was using LID and LID with a threshold of 0.7.

6.3 Summary of Heuristic-based PDC

1. Impact of the Individual Heuristics on the NMT Experiments

In summary, n-gram based de-duplication on top of de-duplicated sentence-pairs after removing punctuations and numbers (*dedup+puntsNum+ngrams*), short sentences (*sLength*), LID with threshold (*LIDThresh*) and PDC with word-to-sentence ratio (*sentWRatio*) are effective on its own to reduce the disparity among the NMT systems trained using the ranked corpora with the three multiPLMs. Although there are exceptional cases, those are mainly due to the inherent characteristics of the dataset. As an individual heuristic, we observe from CCAIined corpus that *LIDThresh* is more impactful and the sentence length (*sLength*)

	CCMatrix			CCAligned		
	LASER3	XLM-R	LaBSE	LASER3	XLM-R	LaBSE
Sinhala-Tamil						
Baseline	31.08	30.99	31.63	35.36	35.97	35.79
STRatio	31.74	22.80	31.34	36.39	35.74	35.30
sentWRatio	31.93	31.59	32.03	36.44	36.72	36.46
sentCRatio	32.28	31.90	32.04	36.36	36.18	36.11
English-Sinhala						
Baseline	30.76	5.55	14.49	32.33	19.39	27.57
STRatio	31.09	5.20	15.40	33.47	24.05	30.21
sentWRatio	31.50	7.40	15.50	34.15	28.73	31.35
sentCRatio	30.85	7.05	15.28	34.06	23.84	30.10
English-Tamil						
Baseline	19.02	5.86	14.20	40.13	17.40	26.00
STRatio	20.52	5.40	18.29	40.91	22.71	28.61
sentWRatio	19.42	5.79	14.08	42.05	30.88	35.77
sentCRatio	19.90	6.78	13.83	41.76	22.48	30.82

Table 4: ChrF++ gains of NMT systems trained with the top 100,000 sentences from the filtered corpora. The ratio-based PDC has been applied to the LASER3, XLM-R and LaBSE-ranked CCMatrix and CCAligned web-mined corpora.

based PDC. However, for CCMatrix it was mainly the *dedup+punctNums+ngram*. Therefore, we consider this to be the third most prominent heuristic when sentences in the corpus are in the wrong language, and short sentences have a lesser impact.

2. Impact of Combined Heuristics on the NMT Performance

For En→Si language pair the heuristic combination with *dedup+punctsNum+5gram+sLength+LIDThresh+sentWRatio* performs best. Further, we can observe that the overall highest gains of +18.63, +19.45 and +5.34 were returned for NMT systems trained with XLM-R, LaBSE and LASER3 multiPLMs.

For En→Ta and Si→Ta language pairs, the best results were given when *sentWRatio*, *STRatio* or *sentCRatio* was combined with *dedup+punctsNum+5gram+sLength+LIDThresh*. As shown in Table 5, for En→Ta language pair, the combined heuristics produce a gain of +24.34, +16.02 and +3.34 with XLM-R, LaBSE and LASER3 multiPLM ranked corpora. In conclusion, we observe that the disparity is minimized significantly with the final scores. The results suggest that a combination of deduplication, language identification thresholding, sentence length filtering, and ratio-based filtering is highly effective apply during the PDC irrespective of the multiPLM being selected.

6.4 Human Evaluation Results

Human evaluation results are shown in Table 6. The results show that heuristic-based PDC had reduced the noise in the multiPLM top-ranked sample consistently for the three language pairs across both CCMatrix and CCAligned corpora.

The best quality category (C) improvements were reported with CCAligned En→Ta, CCMatrix En→Ta as 54.33% and 34.35% with CCAligned and CCMatrix ranked corpora. Similarly in the En→Si direction, for CCMatrix and CCAligned, the overall quality category (C) improvement of 23.67% and 20.67% could be observed. These are promising observations for the PDC task, particularly when multiPLMs are used to rank a low-resource language pair this confirms the need to apply heuristics.

Further, the human evaluation results become comparable for the LASER3, XLM-R and LaBSE ranked corpus after heuristic-based PDC for majority of the cases. We observe the same pattern in NMT results as well. Therefore it is evident that the improvement in the NMT results is strongly correlated to the qualitative improvement in the ranked corpora.

When observing the overall noise percentages (E), it was noted that consistently the noise percentage has reduced after the heuristic-based PDC step. However from the individual noise categories it was observed that still there were parallel-sentences in the untranslated (X) noise category in the filtered top-ranked corpora. Since there was no heuristic to filter out the untranslated sentences, this category of noise would need to be eliminated by means of an alignment model similar to Steingrímsson et al. (2023); Minh-Cong et al. (2023).

In conclusion, the human evaluation results indicate that the heuristic-based PDC approach is beneficial for multiPLM ranking in two key ways. First, it produces the top-ranked sentence pairs from multiPLM to be qualitatively comparable. Secondly, it removes the noisy parallel sentences which cause the disparity among the NMT systems trained using ranked corpora from the multiPLMs.

7 Conclusion

In this research we empirically analyse the disparity between the NMT systems trained with the ranked web-mined corpora using different multiPLMs - LASER3, XLM-R and LaBSE. With a human evaluation, we show that the disparity is caused due

Heuristics	CCMatrix			Heuristics	CCAligned		
	LASER3	XML-R	LaBSE		LASER3	XML-R	LaBSE
Sinhala→Tamil							
Baseline	31.08	30.99	31.63	Baseline	35.36	35.97	35.79
dedup+punctsNums+5gram	32.98	32.73	32.60	LIDThresh	36.73	36.73	36.80
dedup+punctsNum+5gram+sLength+sentCharRatio	31.45	32.65	31.17	dedup+punctsNum+7gram+sLength+sentWRatio	36.60	36.85	36.32
dedup+punctsNum+5gram+sLength+LIDThresh+sentCharRatio	32.64	31.30	32.28	dedup+punctsNum+7gram+sLength+LIDThresh+sentWRatio0.8	36.83	36.66	37.54
Gains	+1.56	+1.66	+0.65	Gains	+1.47	+0.88	+1.75
English→Sinhala							
Baseline	30.76	5.55	14.49	Baseline	32.33	19.39	27.57
dedup+punctsNums+5gram	34.50	16.09	25.78	LIDThresh (S)	35.73	30.86	32.69
sLength	32.82	8.24	29.96	LIDThresh (ST)	35.11	32.97	32.88
dedup+punctsNum+5gram+sLength+LIDThresh+sentWRatio	36.10	23.84	33.94	dedup+punctsNum+5gram+sLength+LIDThresh+sentWRatio	36.15	34.50	35.67
dedup+punctsNum+5gram+sLength+LIDThresh+sentWRatio>0.8	35.66	24.18	33.19	dedup+punctsNum+5gram+sLength+LIDThresh+sentWRatio>0.8	36.26	35.66	35.42
Gains	+5.34	+18.63	+19.45	+Gains	+3.93	+16.27	+8.10
English→Tamil							
Baseline	19.02	5.86	14.20	Baseline	40.13	17.40	26.00
LIDThresh	29.59	15.24	24.51	LIDThresh	42.63	38.01	37.40
dedup+punctsNum+5gram+sLength+LIDThresh+STRatio	30.67	23.36	31.80	sLength	41.14	32.67	38.08
Gains	+11.65	+17.50	+17.60	dedup+punctsNum+6gram+sLength+LIDThresh+sentWRatio	43.47	41.74	41.06
				dedup+punctsNum+6gram+sLength+LIDThresh+sentWRatio>0.8	42.08	40.56	42.02
				Gains	+3.34	+24.34	+16.02

Table 5: Summary of the ablation experiments. For each language pair, and each multiPLM scorer, we have included the best NMT score considering an individual heuristic as well as the combination of heuristics. The *Gains* row contains the highest ChrF++ gain observed using the heuristics, respective to the baseline in terms of ChrF++ points for each multiPLM per language pair.

	CC	CN	CB	C	CS	UN	X	WL	NL	E	CC	CN	CB	C	CS	UN	X	WL	NL	E	CC	CN	CB	C	CS	UN	X	WL	NL	E	
CCMatrix																															
English - Sinhala																															
LASER3 - Before	24.33%	25.33%	16.00%	65.66%	11.33%	11.67%	9.00%	0.33%	0.00%	34.33%	8.33%	13.33%	21.33%	42.99%	1.00%	30.67%	4.33%	0.00%	1.00%	57.80%	20.00%	12.67%	27.33%	60.80%	17.67%	8.00%	6.67%	2.33%	5.33%	48.80%	
LASER3 - After	24.67%	35.00%	23.67%	83.34%	1.00%	2.67%	13.00%	0.00%	0.00%	16.67%	21.67%	19.00%	36.67%	77.34%	0.00%	10.33%	12.33%	0.00%	0.00%	22.66%	12.67%	18.67%	36.67%	68.81%	1.00%	1.00%	29.67%	0.00%	0.33%	32.80%	
XMLR - Before	3.33%	6.67%	14.33%	24.33%	2.33%	34.67%	37.00%	1.33%	0.33%	75.66%	0.33%	2.00%	6.33%	8.66%	0.67%	84.00%	5.67%	0.33%	0.67%	91.34%	12.67%	16.67%	30.33%	59.67%	18.00%	7.67%	11.67%	1.00%	2.00%	40.34%	
XMLR - After	4.33%	15.67%	28.00%	48.00%	0.67%	2.00%	49.33%	0.00%	0.00%	52.00%	3.33%	8.33%	23.00%	34.66%	0.00%	7.67%	56.00%	0.33%	1.33%	65.33%	14.00%	11.00%	38.00%	63.80%	5.67%	7.00%	23.00%	0.33%	1.00%	37.80%	
LaBSE - Before	49.67%	20.33%	7.80%	77.80%	13.00%	4.33%	5.33%	0.33%	0.00%	22.99%	44.00%	24.00%	14.00%	82.80%	2.33%	11.33%	4.00%	0.00%	0.33%	17.99%	19.00%	12.67%	26.00%	57.67%	1.00%	0.00%	41.33%	0.00%	0.00%	42.33%	
LaBSE - After	37.33%	32.33%	18.33%	87.99%	2.33%	1.00%	8.67%	0.00%	0.00%	12.80%	35.67%	25.00%	29.00%	89.67%	0.67%	1.00%	8.00%	0.00%	0.67%	18.34%	33.00%	12.33%	28.00%	73.33%	20.00%	2.33%	2.00%	0.33%	36.66%		
CCAligned																															
English - Sinhala																															
LASER3 - Before	7.00%	11.33%	36.67%	55.00%	19.33%	9.67%	15.33%	0.00%	0.67%	45.00%	12.33%	15.67%	51.33%	79.33%	10.00%	6.33%	0.67%	0.00%	3.67%	20.67%	24.00%	13.33%	37.00%	74.33%	15.67%	3.00%	5.67%	0.33%	1.00%	25.67%	
LASER3 - After	12.00%	11.33%	47.67%	71.00%	5.00%	1.67%	22.33%	0.00%	0.00%	29.00%	14.67%	26.00%	55.67%	94.34%	1.33%	0.33%	2.33%	0.00%	1.67%	5.66%	16.00%	23.67%	53.67%	93.34%	2.67%	0.67%	2.67%	0.67%	0.00%	6.68%	
XMLR - Before	12.67%	13.00%	38.33%	64.80%	4.33%	4.67%	26.67%	0.00%	0.33%	36.80%	5.33%	17.67%	16.00%	90.80%	20.67%	17.33%	9.67%	0.33%	13.00%	41.80%	17.33%	21.33%	35.33%	73.99%	14.00%	0.33%	7.00%	1.00%	3.67%	26.80%	
XMLR - After	13.00%	15.00%	41.67%	69.67%	3.33%	3.67%	23.33%	0.00%	0.00%	30.33%	12.00%	25.33%	56.00%	93.34%	1.67%	0.67%	3.00%	0.00%	1.33%	6.67%	13.00%	19.67%	56.67%	89.34%	5.00%	0.00%	5.67%	0.00%	0.00%	10.67%	
LaBSE - Before	13.00%	25.33%	14.67%	53.00%	32.67%	5.33%	6.67%	0.00%	2.33%	47.80%	22.67%	26.67%	24.00%	73.34%	20.00%	2.00%	0.67%	1.00%	3.00%	26.67%	25.67%	22.67%	29.00%	77.34%	17.33%	1.67%	3.33%	0.00%	0.33%	22.66%	
LaBSE - After	19.67%	17.00%	37.00%	73.67%	7.67%	1.67%	16.67%	0.00%	0.33%	26.34%	19.67%	20.67%	57.33%	97.67%	0.00%	0.00%	0.33%	0.33%	1.67%	2.33%	17.00%	23.67%	40.67%	81.34%	13.67%	0.67%	1.00%	0.67%	2.67%	18.68%	

Table 6: Human evaluation results annotating parallel sentences from CCMatrix and CCAligned datasets for the three language pairs. The error taxonomy is used as outlined in Table 9. Columns C and E represent the averaged percentage annotations made for the parallel sentences sample. Results are reported for LASER3, XML-R, and LaBSE before and after heuristic-based filtering.

to different multiPLMs ranking parallel sentences with certain characteristics as high, but are treated as noise for NMT systems. Then we empirically show that heuristic-based PDC can be used to eliminate these noisy parallel sentences and then conduct an ablation study to quantify the impact on the final NMT performance. We then conduct ablation experiments to find the optimal heuristic combination and show that the results improve further. Additionally, our comparative human evaluation show that the proportion of parallel-sentences in the noisy categories are greatly reduced in the ranked samples after the heuristic-based PDC and proportionately the quality categories are improved further.

As future work we will extend this study to employ alignment-based models, classification-based models and other LLM-based models to analyse their effectiveness on the PDC task to remove the parallel sentences prevailing as noise classes after the heuristic-based PDC. We will conduct this study specifically for diverse low-resourced

language-pairs.

8 Limitations and Ethical Concerns

8.1 Limitations

Our evaluation involves only three languages. This was inevitable because these are the only languages we had provisions to find human translators to carry out a meaningful evaluation.

8.2 Ethical Concerns

We used publicly available parallel corpora that are free to use. We paid all the translators according to the government’s stipulated rates. We only collected personal information that is needed for us to determine their suitability for the task and to arrange their payment. None of these personal details has been publicly released.

Acknowledgments

We would like to thank the National Languages Processing (NLP) Center, at the University of Moratuwa for providing the GPUs to execute the experiments related to the research. This work was funded by the Google Award for Inclusion Research (AIR) 2022 received by Surangika Ranathunga and Nisansa de Silva.

References

- Mikko Aulamo, Ona De Gibert, Sami Virpioja, and Jörg Tiedemann. 2023. Unsupervised feature selection for effective parallel corpus filtering. In *Proceedings of the 24th Annual Conference of the European Association for Machine Translation*, pages 31–38.
- Sudhansu Bala Das, Atharv Biradar, Tapas Kumar Mishra, and Bidyut Kr. Patra. 2023. Improving multilingual neural machine translation system for indic languages. *ACM Transactions on Asian and Low-Resource Language Information Processing*, 22(6):1–24.
- Fred Bane, Celia Soler Uguet, Wiktor Stribizew, and Anna Zaretskaya. 2022. A comparison of data filtering methods for neural machine translation. In *Proceedings of the 15th Biennial Conference of the Association for Machine Translation in the Americas (Volume 2: Users and Providers Track and Government Track)*, pages 313–325.
- Marta Bañón, Pinzhen Chen, Barry Haddow, Kenneth Heafield, Hieu Hoang, Miquel Esplà-Gomis, Mikel L Forcada, Amir Kamran, Faheem Kirefu, Philipp Koehn, et al. 2020. Paracrawl: Web-scale acquisition of parallel corpora. In *Proceedings of the 58th Annual Meeting of the Association for Computational Linguistics*, pages 4555–4567.
- Vishrav Chaudhary, Yuqing Tang, Francisco Guzmán, Holger Schwenk, and Philipp Koehn. 2019. Low-resource corpus filtering using multilingual sentence embeddings. *WMT 2019*, page 261.
- Alexis Conneau, Kartikay Khandelwal, Naman Goyal, Vishrav Chaudhary, Guillaume Wenzek, Francisco Guzmán, Édouard Grave, Myle Ott, Luke Zettlemoyer, and Veselin Stoyanov. 2020. Unsupervised cross-lingual representation learning at scale. In *Proceedings of the 58th Annual Meeting of the Association for Computational Linguistics*, pages 8440–8451.
- Marta R Costa-jussà, James Cross, Onur Çelebi, Maha Elbayad, Kenneth Heafield, Kevin Heffernan, Elahe Kalbassi, Janice Lam, Daniel Licht, Jean Maillard, et al. 2022. No language left behind: Scaling human-centered machine translation. *arXiv preprint arXiv:2207.04672*.
- Ahmed El-Kishky, Vishrav Chaudhary, Francisco Guzmán, and Philipp Koehn. 2020. Ccaligned: A massive collection of cross-lingual web-document pairs. In *Proceedings of the 2020 Conference on Empirical Methods in Natural Language Processing (EMNLP)*, pages 5960–5969.
- Fangxiaoyu Feng, Yinfei Yang, Daniel Cer, Naveen Arivazhagan, and Wei Wang. 2022. Language-agnostic bert sentence embedding. In *Proceedings of the 60th Annual Meeting of the Association for Computational Linguistics (Volume 1: Long Papers)*, pages 878–891.
- Jay Gala, Pranjal A Chitale, Raghavan AK, Varun Gumma, Sumanth Doddapaneni, Aswanth Kumar, Janki Nawale, Anupama Sujatha, Ratish Puduppully, Vivek Raghavan, et al. 2023. Indictrans2: Towards high-quality and accessible machine translation models for all 22 scheduled indian languages. *arXiv preprint arXiv:2305.16307*.
- William A Gale and Kenneth Church. 1993. A program for aligning sentences in bilingual corpora. *Computational Linguistics*, 19(1):75–102.
- William A. Gale, Kenneth Ward Church, et al. 1994. A program for aligning sentences in bilingual corpora. *Computational linguistics*, 19(1):75–102.
- Amal Haddad Haddad, Ayla Rigouts Terryn, Ruslan Mitkov, Reinhard Rapp, Pierre Zweigenbaum, and Serge Sharoff. 2023. Proceedings of the workshop on computational terminology in nlp and translation studies (contents) incorporating the 16th workshop on building and using comparable corpora (bucc). In *Proceedings of the Workshop on Computational Terminology in NLP and Translation Studies (ConTeNTS) Incorporating the 16th Workshop on Building and Using Comparable Corpora (BUCC)*.
- Kevin Heffernan, Onur Çelebi, and Holger Schwenk. 2022. Bitext mining using distilled sentence representations for low-resource languages. In *Findings of the Association for Computational Linguistics: EMNLP 2022*, pages 2101–2112.
- Christian Herold, Jan Rosendahl, Joris Vanvinckenroye, and Hermann Ney. 2022. Detecting various types of noise for neural machine translation. In *Findings of the Association for Computational Linguistics: ACL 2022*, pages 2542–2551.
- Pratik Joshi, Sebastin Santy, Amar Budhiraja, Kalika Bali, and Monojit Choudhury. 2020. The state and fate of linguistic diversity and inclusion in the nlp world. In *Proceedings of the 58th Annual Meeting of the Association for Computational Linguistics*, pages 6282–6293.
- Huda Khayrallah and Philipp Koehn. 2018. On the impact of various types of noise on neural machine translation. In *Proceedings of the 2nd Workshop on Neural Machine Translation and Generation*, pages 74–83.

- Philipp Koehn, Vishrav Chaudhary, Ahmed El-Kishky, Naman Goyal, Peng-Jen Chen, and Francisco Guzmán. 2020. Findings of the wmt 2020 shared task on parallel corpus filtering and alignment. In *Proceedings of the Fifth Conference on Machine Translation*, pages 726–742.
- Julia Kreutzer, Isaac Caswell, Lisa Wang, Ahsan Wahab, Daan van Esch, Nasanbayar Ulzii-Orshikh, Allahsera Auguste Tapo, Nishant Subramani, Artem Sokolov, Claytone Sikasote, et al. 2022. Quality at a glance: An audit of web-crawled multilingual datasets. *Transactions of the Association for Computational Linguistics*, 10:50–72.
- Nguyen-Hoang Minh-Cong, Nguyen Van-Vinh, and Nguyen Le-Minh. 2023. A fast method to filter noisy parallel data wmt2023 shared task on parallel data curation. In *Proceedings of the Eighth Conference on Machine Translation*, pages 359–365.
- Hyeonseok Moon, Chanjun Park, Seonmin Koo, Jungseob Lee, Seungjun Lee, Jaehyung Seo, Sugyeong Eo, Yoonna Jang, Hyunjoong Kim, Hyoungyu Lee, et al. 2023. Doubts on the reliability of parallel corpus filtering. *Expert Systems with Applications*, 233:120962.
- Myle Ott, Sergey Edunov, Alexei Baevski, Angela Fan, Sam Gross, Nathan Ng, David Grangier, and Michael Auli. 2019. fairseq: A fast, extensible toolkit for sequence modeling. In *Proceedings of NAACL-HLT 2019: Demonstrations*, pages 48–53.
- Kishore Papineni, Salim Roukos, Todd Ward, and Wei-Jing Zhu. 2002. Bleu: a method for automatic evaluation of machine translation. In *Proceedings of the 40th annual meeting of the Association for Computational Linguistics*, pages 311–318.
- Maja Popović. 2017. chrF++: words helping character n-grams. In *Proceedings of the second conference on machine translation*, pages 612–618.
- Matt Post. 2018. [A call for clarity in reporting BLEU scores](#). In *Proceedings of the Third Conference on Machine Translation: Research Papers*, pages 186–191, Belgium, Brussels. Association for Computational Linguistics.
- Surangika Ranathunga and Nisansa De Silva. 2022. Some languages are more equal than others: Probing deeper into the linguistic disparity in the nlp world. In *Proceedings of the 2nd Conference of the Asia-Pacific Chapter of the Association for Computational Linguistics and the 12th International Joint Conference on Natural Language Processing (Volume 1: Long Papers)*, pages 823–848.
- Surangika Ranathunga, Nisansa De Silva, Velayuthan Menan, Aloka Fernando, and Charitha Rathnayake. 2024. Quality does matter: A detailed look at the quality and utility of web-mined parallel corpora. In *Proceedings of the 18th Conference of the European Chapter of the Association for Computational Linguistics (Volume 1: Long Papers)*, pages 860–880.
- Holger Schwenk, Guillaume Wenzek, Sergey Edunov, Édouard Grave, Armand Joulin, and Angela Fan. 2021. Ccmatrix: Mining billions of high-quality parallel sentences on the web. In *Proceedings of the 59th Annual Meeting of the Association for Computational Linguistics and the 11th International Joint Conference on Natural Language Processing (Volume 1: Long Papers)*, pages 6490–6500.
- Steve Sloto, Brian Thompson, Huda Khayrallah, Tobias Domhan, Thamme Gowda, and Philipp Koehn. 2023. Findings of the wmt 2023 shared task on parallel data curation. In *Proceedings of the Eighth Conference on Machine Translation*, pages 95–102.
- Steinþór Steingrímsson. 2023. A sentence alignment approach to document alignment and multi-faceted filtering for curating parallel sentence pairs from web-crawled data. In *Proceedings of the Eighth Conference on Machine Translation*, pages 366–374.
- Steinþór Steingrímsson, Hrafn Loftsson, and Andy Way. 2023. Filtering matters: Experiments in filtering training sets for machine translation. In *Proceedings of the 24th Nordic Conference on Computational Linguistics (NoDaLiDa)*, pages 588–600.
- Rik Van Noord, Miquel Esplà-Gomis, Mălina Chichirău, Gema Ramírez-Sánchez, and Antonio Toral. 2025. Quality beyond a glance: Revealing large quality differences between web-crawled parallel corpora. In *Proceedings of the 31st International Conference on Computational Linguistics*, pages 1824–1838.
- Boliang Zhang, Ajay Nagesh, and Kevin Knight. 2020. Parallel corpus filtering via pre-trained language models. In *Proceedings of the 58th Annual Meeting of the Association for Computational Linguistics*, pages 8545–8554.

A Selection of Languages and Datasets

This section contains details on the selected languages and the web-mined corpora considered under the study.

Sinhala is an Indo-Aryan language spoken primarily in Sri Lanka by the Sinhalese majority. It exhibits complex morphological structures, including rich inflectional and derivational processes but is classified as a low-resource language due to the scarcity of linguistic resources and tools.

Tamil, a Dravidian language with a rich literary history, is spoken by Tamil communities in Sri Lanka, India, and the global diaspora. Unlike Sinhala, Tamil benefits from a relatively larger digital presence, but it still faces challenges in NLP applications due to morphological complexity, agglutinative grammar, and resource limitations in certain domains.

CCMatrix (Schwenk et al., 2021) is a web-mined parallel corpus extracted using LASER2-based sentence embeddings to align bitext. While it provides large-scale data, it is highly noisy due to the *global mining* approach to determine alignments, resulting in misaligned or low-quality translations.

CCAligned (El-Kishky et al., 2020) extracts bitext from Common Crawl⁶ using document-level and sentence-level alignment based on multilingual embeddings. Though it improves alignment quality over global bitext-mined corpora, it still contains significant noise, requiring careful filtering for reliable use.

B Selection of multiPLMs

We include the details on the three multiPLMs considered in this study.

LASER3 (Heffernan et al., 2022) (L=12, H=1024, A=4, 250M)⁷ is a multiPLM favourable for bitext mining and cross-lingual tasks. It improves over previous LASER2 versions by supporting more languages and enhancing alignment quality but still faces challenges in low-resource settings.

XLM-R (Conneau et al., 2020)(L=12, H=768, A=6, 278M parameters) is a transformer-based multiPLM trained on massive amounts of text using masked language modelling. It achieves strong cross-lingual performance but struggles with low-resource languages due to limited training data.

LaBSE (Feng et al., 2022)(L=12, H=768, A=12, 471M) is a BERT-based model optimized for multilingual sentence embeddings and bitext retrieval. It provides high-quality cross-lingual representations and is favourable for cross-lingual tasks.

C NMT Experiments

The experiments were conducted on a NVIDIA Quadro RTX6000 GPU with 24GB VRAM. The hyper-parameters used during training along with

the training parameters are shown in Table 7. We conduct training on the NMT systems for 100 epochs with early stopping criteria and report the results using ChrF++. ChrF++ was chosen over the conventional multi-BLEU (Papineni et al., 2002) and sacreBLEU (Post, 2018) because character-level evaluation is more suitable for the considered Sinhala and Tamil languages which are morphologically rich in nature.

Hyperparameter	Argument value
encoder/decoder Layers	6
encoder/decoder attention heads	4
encoder-embed-dim	512
decoder-embed-dim	512
encoder-ffn-embed-dim	2048
decoder-ffn-embed-dim	2048
dropout	0.4
attention-dropout	0.2
optimizer	adam
Adam β_1 , Adam β_2	0.9, 0.99
warmup-updates	4000
warmup-init-lr	1e-7
learning rate	1e-3
batch-size	32
patience	6
fp16	True

Table 7: Training parameters for NMT experiments.

D Human Evaluation

We go by the error taxonomy defined by (Ranathunga et al., 2024) to annotate the parallel sentences, as described in Table 9.

⁶<https://commoncrawl.org/>

⁷No of Layers, Hidden Layer Dimensions and No of Attention Heads are defined by L, H and A respectively.

Heuristic	Applicable Side	Sinhala-Tamil						English-Sinhala						English-Tamil					
		CCMatrix			CCAligned			CCMatrix			CCAligned			CCMatrix			CCAligned		
		LASER3	XLM-R	LaBSE	LASER3	XLM-R	LaBSE	LASER3	XLM-R	LaBSE	LASER3	XLM-R	LaBSE	LASER3	XLM-R	LaBSE	LASER3	XLM-R	LaBSE
Baseline		31.08	30.99	31.63	35.36	35.97	35.79	30.76	5.55	14.49	32.33	19.39	27.57	19.02	5.86	14.20	40.13	17.40	26.00
dedup	S	32.05	31.50	32.07	36.40	36.01	34.98	29.72	6.35	14.69	33.26	21.04	28.22	19.67	4.93	14.96	40.87	19.47	26.26
	T	31.39	31.44	31.73	36.26	35.86	35.96	33.81	12.59	25.97	33.66	21.41	28.32	19.48	6.87	17.96	40.13	17.90	27.79
	ST	32.26	31.10	32.25	36.41	36.08	35.32	34.01	13.80	26.18	33.47	22.22	29.49	20.32	6.45	17.53	40.56	19.83	30.01
dedup-4gram	S	30.37	30.65	30.53	35.74	35.24	34.55	28.69	8.56	13.05	31.56	23.53	28.25	19.72	7.06	19.56	35.54	25.64	26.49
	T	31.00	29.90	29.39	36.05	35.98	35.44	31.79	13.60	23.66	32.86	24.95	29.05	19.82	7.08	20.23	39.83	27.44	31.18
	ST	30.86	31.13	30.80	35.28	35.36	34.64	28.72	15.17	20.45	28.15	15.45	21.37	18.15	7.00	21.37	35.02	25.70	27.41
dedup-5gram	S	30.89	30.90	31.25	35.64	35.81	35.87	28.73	7.14	13.51	33.44	23.98	28.79	18.06	4.70	17.16	40.39	24.07	29.07
	T	31.24	31.55	32.10	36.26	35.87	35.23	33.98	14.01	26.23	34.10	22.27	31.10	20.15	6.75	18.78	41.12	24.05	30.26
	ST	30.78	31.53	31.35	35.64	35.94	35.44	31.95	13.87	23.07	31.60	17.10	23.52	19.61	6.25	20.12	21.77	25.22	29.36
dedup-6gram	S	31.89	30.82	31.76	36.31	36.11	35.88	31.10	7.62	13.41	33.53	21.47	28.51	20.32	5.47	15.59	40.48	21.75	27.64
	T	32.51	30.41	32.29	36.35	36.23	36.01	34.21	13.98	24.91	34.24	23.63	30.23	21.75	6.69	20.32	40.44	20.31	30.48
	ST	31.89	30.82	31.76	35.84	35.95	35.54	33.63	14.96	24.72	33.29	15.54	25.55	20.38	7.18	20.19	41.73	24.89	31.06
dedup-7gram	S	31.48	31.27	32.03	36.26	35.67	35.50	30.93	5.91	15.94	33.27	19.90	29.58	21.54	5.71	16.49	40.63	20.01	28.91
	T	31.56	31.06	30.85	36.44	36.10	35.16	34.27	13.72	25.58	32.97	22.14	28.22	20.91	7.37	21.96	40.49	19.18	28.69
	ST	31.48	31.27	32.03	35.74	35.90	34.82	33.93	14.95	24.95	33.63	14.58	24.96	17.56	5.98	20.71	40.94	22.16	29.40
dedup_nums	S	31.51	31.37	31.99	36.61	36.66	35.99	30.54	5.92	15.12	34.77	28.07	31.81	17.00	5.60	13.41	41.40	28.65	35.22
	T	31.17	30.51	32.09	36.30	36.45	36.32	33.83	14.44	25.86	34.47	27.27	31.90	17.54	6.09	19.01	41.36	28.40	35.12
	ST	31.71	31.22	31.66	36.49	36.37	36.10	33.83	14.15	26.12	34.24	28.45	31.64	19.19	5.15	18.92	41.46	30.49	35.42
dedup+puntNums	S	31.90	31.47	31.02	36.50	36.00	36.12	30.55	6.28	16.67	34.72	27.25	31.89	18.15	5.79	15.66	41.78	30.55	35.78
	T	31.90	32.05	30.89	36.63	36.47	36.86	33.89	14.81	26.31	35.06	27.69	32.01	21.57	8.24	20.41	41.64	29.35	35.32
	ST	32.05	31.31	32.53	35.96	36.71	36.23	33.37	14.15	26.08	34.08	27.80	32.59	20.99	5.82	18.83	41.80	30.69	35.91
dedup+puntsNums+5gram	ST+T	32.98	32.73	32.60	36.24	36.21	36.35	NA	NA	NA	30.64	29.48	30.19	19.49	6.67	20.6	41.82	35.97	37.08
	ST+T	30.41	31.38	31.42	36.73	36.62	36.37	34.50	16.09	26.78	33.81	30.33	32.74	NA	NA	NA	41.90	35.90	35.94
sLength	S	31.41	31.52	32.30	36.42	36.37	36.52	32.49	6.58	20.70	33.86	26.53	32.97	17.50	5.11	18.74	41.40	27.60	36.77
	T	31.38	30.56	31.97	36.30	36.71	36.58	31.88	7.83	28.51	34.88	29.42	33.14	18.52	6.33	21.73	41.54	30.16	37.61
	ST	31.21	31.32	31.37	36.47	35.99	36.60	32.82	8.24	29.56	34.83	29.55	33.50	19.45	5.33	20.79	41.14	32.67	38.08
LID	S	31.48	31.36	31.78	36.05	36.03	35.64	31.00	6.23	14.69	34.39	27.33	31.73	18.44	6.93	13.43	41.80	31.41	33.95
	T	30.78	31.14	31.53	35.68	36.07	35.85	32.48	12.22	16.04	33.70	24.38	30.48	29.59	14.70	24.24	41.51	24.24	30.69
	ST	31.43	30.66	31.40	36.17	36.12	35.18	31.99	13.32	16.20	34.11	28.87	32.26	29.59	13.54	23.45	41.42	32.33	36.13
LIDThresh	S	30.05	31.25	31.06	35.60	35.25	34.29	30.32	7.12	15.26	35.73	30.86	32.69	18.98	6.02	13.06	41.60	35.25	36.29
	T	31.28	30.40	30.68	35.03	30.01	32.01	32.82	12.94	15.81	35.22	27.46	30.40	29.59	15.24	24.51	41.03	30.01	34.01
	ST	30.33	30.46	30.71	36.73	36.73	36.80	32.84	14.08	13.71	35.11	32.97	32.88	28.93	15.16	25.33	42.63	38.01	37.40
STRatio (0.85-1.57)	S	31.74	22.80	31.34	36.39	35.74	35.30	31.09	5.20	15.40	33.47	24.05	30.21	20.52	5.40	18.29	40.91	22.71	28.61
	T	30.65	30.62	32.03	36.17	35.77	35.54	31.50	7.40	10.86	34.15	25.97	31.35	19.42	5.79	13.93	42.05	29.70	35.53
	ST	30.71	31.59	31.34	36.24	36.17	36.46	30.99	6.39	15.13	33.51	26.93	30.47	18.61	5.65	11.08	41.87	30.06	35.54
sentCRatio	S	31.93	31.56	30.98	36.44	36.72	36.01	30.64	7.00	15.50	33.85	33.85	31.17	18.99	4.82	14.08	41.05	30.88	35.77
	T	31.67	31.24	31.14	35.94	36.18	35.86	30.15	7.05	14.46	34.06	21.52	30.10	17.47	6.22	13.83	40.68	22.48	29.37
	ST	30.98	31.21	31.93	36.36	35.43	35.85	30.65	5.83	15.28	33.64	23.14	29.05	19.90	6.78	12.51	40.78	19.63	29.42
Combined Heuristics		32.28	31.90	32.04	36.33	35.60	36.11	30.85	6.45	14.64	33.60	23.84	29.70	19.54	6.45	10.79	41.76	21.82	30.82
	dedup+puntsNums+6gram (SfTa n=5, EtSi n=5, EnTa n=7)																		
+sLength	T+ST	30.17	29.02	29.99	36.32	36.81	36.61	35.03	21.70	26.32	35.68	33.49	34.43	30.29	19.44	29.85	42.84	39.36	40.16
+LIDThresh	T+ST	31.49	30.13	30.68	36.58	36.37	37.02	35.42	19.58	32.43	34.77	32.58	34.72	20.53	7.52	23.55	42.68	38.45	39.60
+sentWRatio	T+S	31.37	30.55	30.92	36.83	36.75	36.30	33.99	15.76	24.92	33.97	31.40	32.72	21.67	8.23	24.58	42.11	37.47	38.07
+sLength+LIDThresh	T+ST	29.28	30.85	29.96	36.47	36.81	36.88	35.70	23.92	32.77	34.97	34.92	35.60	30.65	20.86	31.49	42.85	41.17	41.31
+sLength+sentCRatio	T+ST+ST	31.45	32.65	31.17	36.60	36.85	36.32	35.71	18.93	32.53	35.45	33.42	33.82	22.46	9.11	23.82	41.97	40.07	40.06
+sLength+LIDThresh+sentWRatio	T+ST+S	29.81	29.53	29.73	36.83	36.66	37.03	36.10	23.84	33.94	36.15	34.50	35.67	NA	NA	NA	NA	NA	NA
+sLength+LIDThresh+sentWRatio+0.8	T+ST+ST+ST	28.70	28.39	28.34	36.20	36.60	35.89	35.66	24.18	33.19	36.26	35.66	35.42	NA	NA	NA	NA	NA	NA
+sLength+LIDThresh+STRatio	T+ST+ST+STR	NA	NA	NA	NA	NA	NA	NA	NA	NA	NA	NA	NA	30.67	23.36	31.80	43.47	41.74	41.06

Table 8: Ablation experiments and ChrF++ scores obtained when applying the heuristics on the CCMatrix and CCAligned corpora for the three language pairs.

Noise Category	Noise Category Description	Explanation
CC	Perfect Translation Pair	Contains no spelling or grammar mistakes in the individual sentences.
CN	Near Perfect Translation Pair	Just a few spelling, grammar, punctuation, or unnecessary characters have to be handled.
CB	Low-Quality Translation Pair	Individual sentence can be a full sentence or a full phrase, but it is a low-quality (boilerplate) translation.
CS	Short Phrase-Pair/Few Words	Translation-wise correct, but it is a short phrase or just a few words.
X	Wrong Translation	Translation has the correct source and target languages, but the translation is completely incorrect.
UN	Untranslated Text	Either the source or target side is just copied from the translation counterpart, either partially or in full.
NL	Not a Language	At least one of the sources and targets is not linguistic content.
WL	Wrong Language	The source and target are linguistic content, but either the source, target, or both are not in the expected language.

Table 9: Error taxonomy used for annotating parallel sentences during human evaluation.