

Nuclear Spin Engineering for Quantum Information Science

Jonathan C. Marcks,^{1,2,3,*} Benjamin Pingault,^{2,1,3} Jiefei Zhang,^{2,1} Cyrus Zeledon,³ F. Joseph Heremans,^{1,3,2} and David D. Awschalom^{3,1,2,4,*}

¹*Q-NEXT, Argonne National Laboratory, Lemont, Illinois, 60439, United States*

²*Materials Science Division, Argonne National Laboratory, Lemont, Illinois, 60439, United States*

³*Pritzker School of Molecular Engineering, University of Chicago, Chicago, Illinois, 60637, United States*

⁴*Department of Physics, University of Chicago, Chicago, Illinois, 60637, United States*

Semiconductors are the backbone of modern technology, garnering decades of investment in high quality materials and devices. Electron spin systems in semiconductors, including atomic defects and quantum dots, have been demonstrated in the last two decades to host quantum coherent spin qubits, often with coherent spin-photon interfaces and proximal nuclear spins. These systems are at the center of developing quantum technology. However, new material challenges arise when considering the isotopic composition of host and qubit systems. The isotopic composition governs the nature and concentration of nuclear spins, which naturally occur in leading host materials. These spins generate magnetic noise—detrimental to qubit coherence—but also show promise as local quantum memories and processors, necessitating careful engineering dependent on the targeted application. Reviewing recent experimental and theoretical progress towards understanding local nuclear spin environments in semiconductors, we show this aspect of material engineering as critical to quantum information technology.

I. INTRODUCTION

Information technology is a defining feature of the modern world, enabling global communication networks and advanced computing for commercial, scientific, defense, and every-day applications. These classical technologies, where complex device physics is abstracted into the information bit, require an understanding of how underlying material properties, such as a semiconductor bandgap, affect device operation [1]. Quantum mechanics, which explains condensed matter phenomena relevant for classical technologies [2], also predicts coherent effects—coherent superpositions, entanglement, quantum interference [3]—that are observable and controllable in systems sufficiently isolated from their environment [4, 5]. Initially studied in atomic systems [6, 7], these effects are now readily studied in solid state systems, and are core to the emerging field of quantum information science and technology (QIST) [8–10]. As with classical technology, the relevant properties of a solid state quantum bit, or qubit—coherence, control fidelity, coupling to an external system—are dictated not only by device design but also by the underlying material [11, 12].

Notably, the isotope of the constituent atoms of a material changes not just their atomic mass but their nuclear spin. Generally irrelevant for classical technologies, nuclear spins in solid state quantum systems constitute both a dominant source of potentially detrimental magnetic noise [13–18] as well as a platform for highly coherent qubits [12, 19–21]. While early demonstrations of nuclear magnetic resonance (NMR) quantum computing were performed on ensembles of nuclear spins in

molecules [22–24], presently the engineering of nuclear spins for quantum applications mainly arises in the context of electron spins in semiconductors [10, 12, 25].

Electron spins may be hosted in color centers with electron spin-photon interfaces [8, 26, 27], donor atoms [10, 20, 28], or gate-defined quantum dots (QDs) [10, 29]. Color centers consist of atomic vacancies, substitutions, interstitials, or some combination thereof in the crystal lattice, such as the nitrogen vacancy (NV) center in diamond [26] shown in Fig. 1(a). They possess an atom-like level structure that allows optical control and measurement of the color center’s electron spin [30–32] [Fig. 1(b)]. Color centers can also rely on the electronic structure of impurity atoms, as with rare-earth ions [33–36]. Experiments over the past two decades have established single color centers and ensembles of color centers as a new class of sensor [37–39] and networking [40–44] building blocks. Electrons confined by electronic potentials, arising from dopants [20, 45] [Fig. 1(c)] or the gating of an electronic gas in a semiconductor heterostructure [10, 29, 46, 47], forming QDs [Fig. 1(d)], are promising for quantum computation [28, 48, 49]. These systems are measured electrically, with spin-to-charge conversion schemes [50, 51].

In all cases, electron spins may interact with nuclear spins both inherent to the qubit system [52, 53] and dispersed in the host material [54–58]. Further development of quantum technologies will benefit from engineering the isotopic composition and density of nuclear spins [59, 60], as well as, in tandem, coherent coupling between electron spins and nuclear spins [57], and between nuclear spins [61]. In this perspective, we review the critical role nuclear spins play in emerging quantum technologies and demonstrate the advantages of isotopically engineering crystal environments.

* Corresponding authors: Jonathan C. Marcks, jmarcks@anl.gov; David D. Awschalom, awsch@uchicago.edu

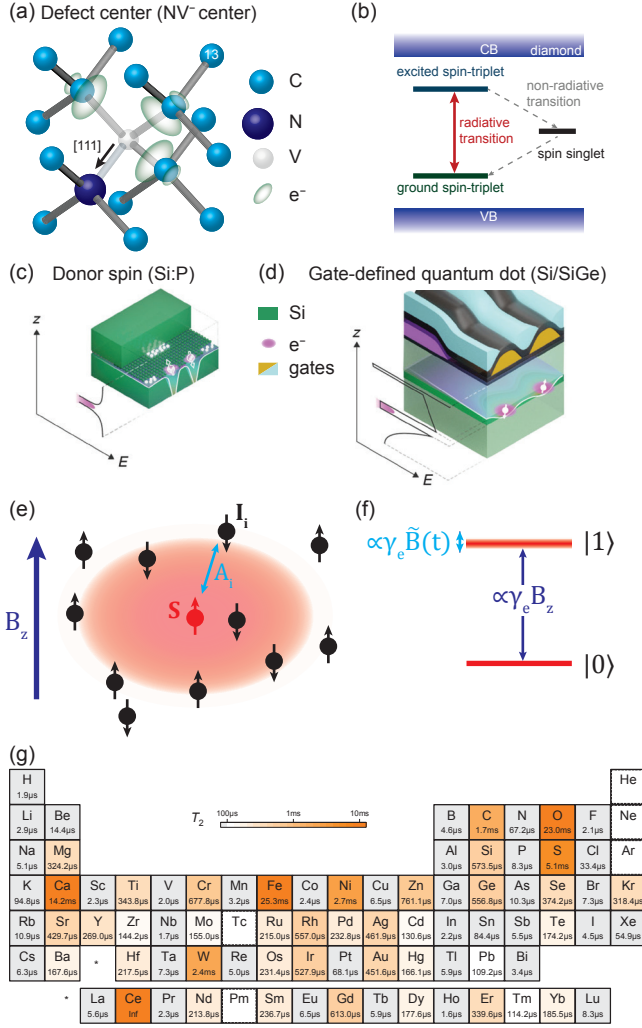


FIG. 1. **Electron-nuclear spin systems.** (a) Nitrogen-vacancy (NV) center in diamond, a prototypical spin defect color center. (b) A simplified level structure of the NV center. (c) ^{31}P donor spin qubit in Si. (d) Gate-defined quantum dot spin qubits in a Si/SiGe heterostructure. The graphs in (c) and (d) plot the confining potential. Reprinted with permission from Ref. [10]. Copyright 2023 by the American Physical Society. (e) A central spin \mathbf{S} in a spin bath consisting of nuclear spins \mathbf{I}_i in an external magnetic field B_z . Shaded area shows wavefunction extent. (f) Qubit level diagram with coupling to fluctuating magnetic field. (g) Periodic table for quantum coherence showing CCE-calculated coherence times given natural isotope abundance. Adapted from Ref. [25].

II. ELECTRON-NUCLEAR SPIN INTERACTIONS

Many quantum applications already use nearby nuclear spins as quantum memories for sensing [62–65] and networking [66, 67], and as qubits [61, 68]. Recent work has also shown that nuclear spins can be harnessed for quantum simulation [69] and the realization of logical qubits [57]. In general, nuclear spins may cause decoherence

of central electron spins [14, 55, 60, 70–73]. A typical system of one electronic spin in an environment of many nuclear spins [Fig. 1(e)] is described by the Hamiltonian of the electron system, \hat{H}_S , the nuclear spins, \hat{H}_I , and the interactions, \hat{H}_{SI} [74]

$$\begin{aligned}\hat{H} &= \hat{H}_S + \hat{H}_I + \hat{H}_{SI} \\ \hat{H}_S &= \mathbf{S} \cdot \mathbf{D} \cdot \mathbf{S} + \mathbf{B} \cdot \boldsymbol{\gamma}_e \cdot \mathbf{S} \\ \hat{H}_I &= \sum_i (\mathbf{I}_i \cdot \mathbf{P}_i \cdot \mathbf{I}_i + \mathbf{B} \cdot \boldsymbol{\gamma}_{n,i} \cdot \mathbf{I}_i) \\ &\quad + \sum_{i < j} \mathbf{I}_i \cdot \mathbf{J}_{ij} \cdot \mathbf{I}_j \\ \hat{H}_{SI} &= \sum_i \mathbf{S} \cdot \mathbf{A}_i \cdot \mathbf{I}_i\end{aligned}\quad (1)$$

where $\mathbf{S} = (\hat{S}_x, \hat{S}_y, \hat{S}_z)$ is the electron spin operator, \mathbf{D} describes the electron self-interaction (crystal field splitting, non-zero for $S > 1/2$), \mathbf{B} is the external magnetic field vector, $\boldsymbol{\gamma}$ is the electron gyromagnetic ratio tensor, which in general may be anisotropic, $\mathbf{I}_i = (\hat{I}_{x,i}, \hat{I}_{y,i}, \hat{I}_{z,i})$ is the nuclear spin operator, \mathbf{P}_i is the nuclear self-interaction (non-zero for $I > 1/2$), $\boldsymbol{\gamma}_{n,i}$ is the nuclear gyromagnetic ratio, \mathbf{J}_{ij} is the nuclear-nuclear interaction, and \mathbf{A}_i is the electron-nuclear interaction tensor. i refers to the i^{th} nuclear spin. \mathbf{A} contains Fermi contact, dipolar (hyperfine), and higher-order spin-orbit contributions.

During some quantum operation, the electron spin will typically start in a coherent superposition of logical $|0\rangle$ and $|1\rangle$ states, $|\psi_e\rangle = \alpha|0\rangle + \beta|1\rangle$, which can equivalently be written with the density matrix $\rho_e = \begin{pmatrix} |\alpha|^2 & \alpha^*\beta \\ \alpha\beta^* & |\beta|^2 \end{pmatrix}$, where we can define $W = \alpha\beta^*$ as the coherence. As a result of the electron-nuclear spin-spin interactions, nuclear spin flips and nuclear-nuclear flip-flops in general detune the energy of the electron spin [Fig. 1(f)], leading to coherence decay [75] of $W(t) = \exp[-\chi(t)]$, assuming nuclear spins dominate decoherence, where the functional form of $\chi(t)$ depends on the nuclear spin behavior. If the coupling between the electron spin and a nuclear spin A_i is large enough relative to the decoherence, the electron spin may be used to coherently control the nuclear spin [59], enabling, e.g., nuclear spin quantum memories. The nuclear spin density will impact both decoherence and the coherent coupling [55, 59].

III. ENHANCING QUANTUM COHERENCE

While crystal defects and bound states exist in all solid state systems [76], suitable qubit host materials must have (i) a wide bandgap (≥ 1 eV) to host a qubit's atom-like energy level structure, (ii) elements with a stable nuclear spin-free isotope to enhance the qubit coherence time T_2 and enable isotopic engineering of the environment, and ideally (iii) low spin-orbit coupling to

TABLE I. Stable isotopes of carbon, silicon, and nitrogen with their nuclear spins, natural purity, and typical achieved purities. Purity levels are only quoted for the nuclear spin-containing isotopes of C and Si.

isotope	nuclear spin	nat. abundance	typ. purity
^{12}C	0	98.9%	10 ppm
^{13}C	1/2	1.1%	
^{28}Si	0	92.2%	50 ppm to 800 ppm
^{29}Si	1/2	4.7%	
^{30}Si	0	3.1%	
^{14}N	1	99.6%	
^{15}N	1/2	0.4%	
^{16}O	0	99.8%	
^{17}O	5/2	0.04%	
^{18}O	0	.2%	

extend the qubit lifetime T_1 [77]. Silicon and carbon-based semiconductors thus emerge as prime candidates for spin qubit hosts. Recent theoretical work has predicted that many oxides may also host long-lived coherent spin qubits [25]. The “periodic table of coherence” from Ref. [25] is reproduced in Fig. 1(g), demonstrating a range of coherence time predictions dependent on the naturally abundant nuclear species. Table I lists C, Si, N, and O isotope abundance, nuclear spin, and achievable purification level. The monoatomic diamond and silicon, as well as the diatomic silicon carbide (SiC), host electron spin systems that are under widespread study. These materials are studied for electronics applications, leading to a large body of synthesis knowledge. Other wide-bandgap semiconductors, such as GaN and BN, are less ideal qubit hosts due to the lack of nuclear spin-free isotopes.

Cluster correlation expansion (CCE) calculations of various semiconductor host materials reveal that beyond the abundance of nuclear spins, the crystal structure and density, as well as the relative concentration of different nuclear spin species, will also impact the electron spin coherence [25] [Fig. 2(a-c)]. This reveals, for example, that while the relatively low nuclear spin concentration in diamond extends coherence, the dense packing of carbon atoms decreases it [78].

A. Group-IV materials

Among diamond’s large number of atomic impurities, the nitrogen-vacancy (NV) center and the silicon-vacancy (SiV) center have so far been the most commonly used for quantum applications. The coherence time of their electronic spin can reach 1 s [79] [Fig. 2(d)]. The dephasing due to fluctuations in the spin bath of the remaining 1.1% of ^{13}C spin-1/2 can be mitigated by isotopic purification of the diamond matrix [16, 81–84]. However, nuclear spins themselves can display coherence times from seconds to minutes [85], such that ^{13}C nuclear spins are used as long coherence quantum registers [86], includ-

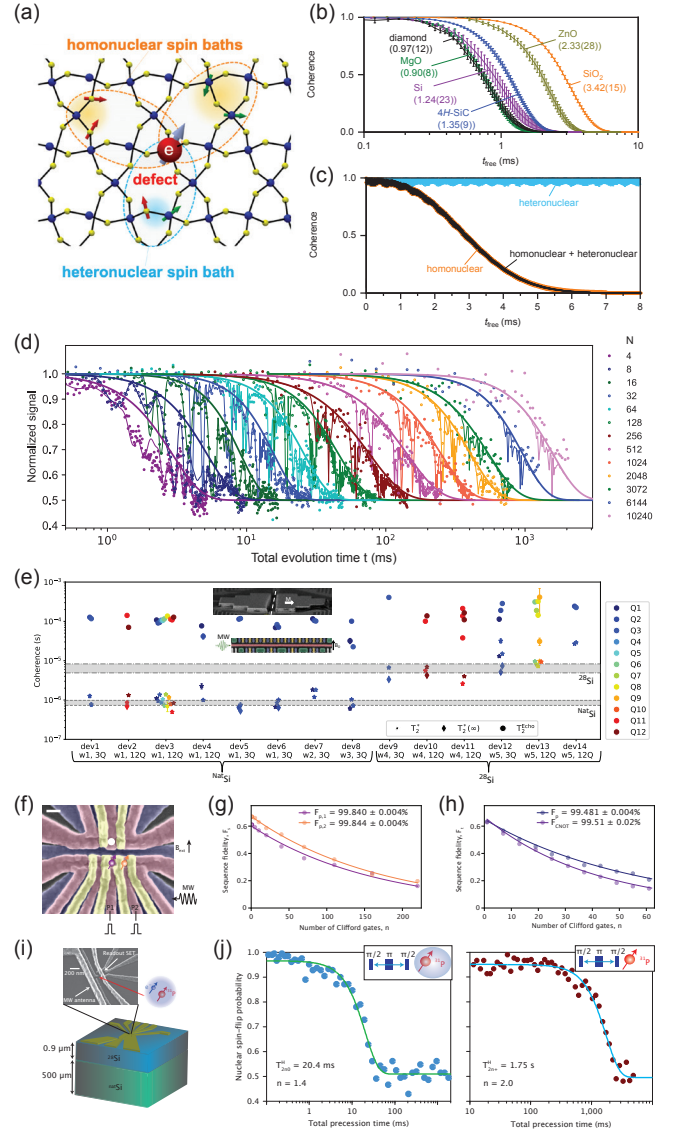


FIG. 2. **Coherence engineering in semiconductors.** (a) Schematic of CCE calculations for an electron spin in both homonuclear and heteronuclear environments. (b) CCE-calculated Hahn echo coherence for various defect host materials. (c) CCE-calculated Hahn echo coherence in SiO_2 for differing nuclear spin baths. Adapted from Ref. [25]. (d) NV center electron spin coherence under dynamical decoupling with N pulses in a natural-abundance diamond. Adapted from Ref. [79]. (e) Coherence times of 39 gate-defined quantum dot spin qubits formed across 14 Si/SiGe devices of varying geometry and isotopic purity (SEM inset). Adapted from Ref. [60]. (f) SEM micrograph of a two-qubit gate-defined quantum dot system. Scale bar is 100 nm. (g,h) One- and two-qubit gate fidelities measured with Clifford-based randomized benchmarking. Adapted from Ref. [80], reprinted with permission from Springer Nature. (i) SEM micrograph and schematic of ^{31}P donor system in isotopically purified Si. (j) ^{31}P nuclear spin Hahn echo coherence with (left) and without (right) the electron present. Adapted from Ref. [21], reprinted with permission from Springer Nature.

ing for entanglement [66, 67, 87] and teleportation protocols [88]. Furthermore, dynamical decoupling pulse sequences performed on the color center spin can extend the coherence time beyond what is obtained in isotopically purified diamonds [79].

Silicon carbide is also host to many optically active spins [8, 27, 89], the most widely studied of which are the neutral divacancy (VV) and the negatively charged silicon vacancy (V_{Si}) in the 4H polytype [90–97]. With natural nuclear spin abundance in SiC (Tbl. I), the electron spin dephasing times reach $\sim 1 \mu\text{s}$ [97, 98] ($\sim 100 \mu\text{s}$ for basal VV operating at a zero first-order Zeeman (ZEFOZ) transition [99]), and dynamical decoupling can further extend their coherence time to tens of milliseconds for both VV [59] and V_{Si} [100].

These coherence times are on par with those observed in diamond, even though SiC displays a higher natural nuclear spin content from the ^{29}Si and ^{13}C isotopes (with natural abundance of 4.7% and 1.1% respectively). However, the gyromagnetic ratio mismatch between the nuclear spins of these two isotopes effectively results in two independent spin baths with longer atomic bonds than in diamond [78, 96, 97, 101]. As in diamond, isotopic engineering can lead to increased coherence times for both VV [59] and V_{Si} [98], with a value of 5 seconds achieved in combination with dynamical decoupling [102].

In silicon, isotopic purification has been pushed to the greatest extent through the Avogadro project [103] with an isotopic abundance of ^{28}Si reaching 99.995% ($[^{29}\text{Si}] = 50 \text{ ppm}$). This has been leveraged to improve the coherence properties of the T center electron spin in silicon to 2.1 ms for the electron and 1.1 s for the associated hydrogen nuclear spin using a Hahn echo sequence [104].

^{29}Si nuclear spins may also limit qubit coherence and gate fidelity in donor spin and gate-defined quantum dots, where the electronic wavefunction extends over a nm-scale [10]. The wavefunction may overlap with many nuclear spins, leading to a dominant Fermi contact interaction, depending on the nuclear spin density [105]. As the electron confinement is electrically controlled, charge noise, ubiquitous in semiconductors [106], can perturb the location and size of the electron wavefunction, and thus the interactions with the nuclear spin bath. This effectively transduces electrical noise into magnetic noise, in addition to the intrinsic magnetic noise arising from nuclear spin fluctuations.

In gate-defined QDs, isotopic purification has been demonstrated to improve coherence times by an order of magnitude in industrially fabricated devices, where a clear improvement across many devices is observed [60] [Fig. 2(e)]. Removing the background nuclear spin noise enables one- and two-qubit gates that are compatible with fault-tolerant quantum computing [80, 107] [Fig. 2(f-h)]. In naturally abundant material, dynamic nuclear polarization may enable nuclear memories and improved spin coherence [108, 109], and real-time feedback may mitigate the effects of magnetic noise [110, 111].

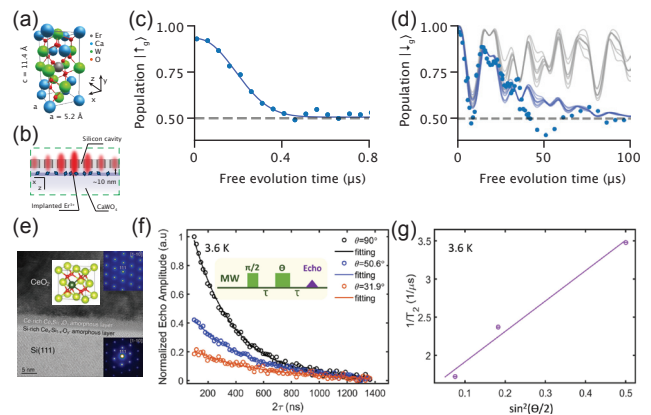


FIG. 3. **Rare earth ions in oxide hosts.** (a) Er^{3+} ion in CaWO_4 host. (b) A Si nanophotonic cavity enhances photonic coupling to dim Er^{3+} emitters. (c) Er^{3+} electron spin Ramsey coherence. (d) Er^{3+} electron spin Hahn echo coherence, overlaid with CCE-calculated coherence from nuclear spins without (gray) and with (blue) extra overall decay. Adapted from Ref. [121], reprinted with permission from Springer Nature. (f) Epitaxial growth of CeO_2 on Si(111), with Er^{3+} ion in CeO_2 host inset. Adapted from Ref. [122]. (f,g) Generalized Hahn echo coherence of Er^{3+} electron spin, revealing instantaneous diffusion effects. Adapted from Ref. [123].

The Kane proposal for a quantum computer [28] utilizes the ^{31}P nuclear spin as the qubit, such that beyond the effect of background nuclear spin noise on the electron spin state, which may affect control of the nuclear spin, the relevant property is the nuclear spin coherence time. By ionizing the donor—removing the electron but leaving the coherent nuclear spin state intact—the coherence time has been shown to improve by two to three orders of magnitude [21] [Fig. 2(i,j)].

A complete and on-going overview of advances in QD coherence and gate fidelity may be found in Ref. [112]. Presently, the longest reported coherence times (with no advanced driving protocols) and highest reported single qubit gate fidelities are $T_2^* = 235 \mu\text{s}$ [113], $T_{2,hahn} = 1.2 \text{ ms}$ [107], $\mathcal{F} = 99.957\%$ [114] for $^{28}\text{Si}/\text{SiO}_2$ quantum dots; $T_2^* = 20 \mu\text{s}$ [115], $T_{2,hahn} = 1 \text{ ms}$ [116], $\mathcal{F} = 99.975\%$ [117] for $^{28}\text{Si}/\text{SiGe}$ quantum dots; and $T_2^* = 270 \mu\text{s}$ [21], $T_{2,hahn} = 1.73 \text{ ms}$ [118], $\mathcal{F} = 99.942\%$ [119] for $^{28}\text{Si}/^{31}\text{P}$ donor electron spins. We note that the highest single qubit gate fidelity, $\mathcal{F} = 99.992\%$ [120] in quantum dot/donor systems has been observed in Ge/SiGe (Ge quantum well), a newer material platform.

B. Rare-earth oxides

Quantum networks will require coherent interfaces between optical photons and other long-lived degrees of freedom or processing units. Individually addressable solid-state defects integrated with nanophotonic devices are of particular interest. Typical color centers in wide-

bandgap semiconductors (e.g., diamond and SiC discussed above) have atomic transitions covering 400 nm to 1100 nm, outside the low-loss telecom band in standard optical fibers (1.5 μm) for long-distance transmission. The rare earth ion (REI) Er^{3+} provides a direct spin-photon interface in the telecom band and has been a recent research focus. There are challenges with exploiting individual REIs as single photon sources and quantum memories coming from their low photon emission rates and correspondingly increased sensitivity to decoherence. Recent work has demonstrated incorporating REIs into nanophotonic cavities at the targeted ion transition frequency to enhance the emission of choice with a factor of ≈ 1000 to overcome the slow photon emission bottleneck [34, 124].

The path towards mediation of decoherence lies in the careful selection and engineering of host materials. As a Kramer's ion, the intrinsic non-zero electronic magnetic moment of Er^{3+} imposes an intrinsic limit on the electronic spin relaxation and, therefore, the spin coherence. In addition, the presence of fluctuating magnetic field noise induced by the intrinsic electronic and nuclear spins in host materials further reduces the spin coherence. Therefore, finding suitable host materials is key to improving spin properties for network applications. To this end, a high-throughput simulation using cluster correlation expansion (CCE) has been implemented to predict spin coherence from the perspective of nuclear spins and screen over 12,000 hosts to address the question of suitable hosts for targeted applications [25].

Er^{3+} has been largely explored in bulk crystals such as Y_2SO_5 (YSO), Y_2O_3 , or YVO_4 (YVO). Electron spin coherence times of 5.6 μs have been reported for Er^{3+} ions in YSO [125], at 30 mK, limited by yttrium's high first-order magnetic sensitivity reaching up to 200 GHz T^{-1} . For this reason, most demonstrations of long spin coherence in yttrium-based matrices have relied on magnetically insensitive electron-spin transitions such as ZEFOZ, or clock, transitions. A coherence time of up to 1 ms has been reached in Y_2O_3 [126]. To reduce nuclear spin content, CaWO_4 has been examined [Fig. 3(a)]. Promisingly, an electron spin coherence time of 23 ms has been reported for sub-ppb (parts-per-billion) Er^{3+} at 10 mK in CaWO_4 , which has a sparse nuclear spin environment (only 14% natural abundance of the spin- $\frac{1}{2}$ ^{183}W isotope) contributing to the spin noise [127], consistent with the CCE prediction. However, in systems seeking to leverage the optical spin-photon interface in fabricated structures [Fig. 3(b)], comparison to CCE calculations suggests there are non-nuclear limits to coherence [121] [Fig. 3(c-d)].

Regardless, finding host materials with a low natural abundance of isotopes with non-zero nuclear spins, circumventing the need for isotopic purification, is a viable pathway to long-coherence REI systems. Cerium dioxide (CeO_2) [Fig. 3(e)], with cerium contributing zero nuclear spin and oxygen carrying only 0.04% (^{17}O), is a promising potential host for spin qubits, with a theoretically

predicted coherence time up to 47 ms [25]. The compatibility of CeO_2 with silicon and its engineerable piezoelectric property also make the material a good candidate for quantum opto-electronic devices. Recently, the molecular beam epitaxy (MBE) of single-crystal Er-doped CeO_2 films on Si(111) substrates was demonstrated [122] [Fig. 3(e)], alongside an exploration of the Er^{3+} spin coherence in the system [123]. A Hahn echo spin coherence of 250 ns to 500 ns is observed at 3.6 K in samples with high Er concentration (2 ppm to 5 ppm) [Fig. 3(f,g)]. The low nuclear spin bath concentration in CeO_2 enables the direct observation and measurement of Hahn echo at 4 K which is not observable in YSO, YVO_4 , and CaWO_4 [36], pointing to the potential ability to host long-lived spins.

Separately, there is also the path of isotopic purification to reduce nuclear spins. Er^{3+} in silicon is a well explored platform showing narrow optical transition [128] and spin coherence up to 48 μs [129], limited by interaction with ^{29}Si . With isotopic purification ($[^{29}\text{Si}] < 0.01\%$) Hahn echo electron spin coherence times of 0.8 ms and 1.2 ms have been demonstrated for two different Er sites at sub-kelvin temperature [130].

These works point to the need and promise of host engineering to reduce nuclear spin concentration and improve spin coherence. With the nuclear spin effect nominally removed, one would also need to consider other limiting factors within specific material platforms, such as dopant impurities in the host, crystallographic distortions, charging, and strain. Of particular note is the difficulty in separating rare-earth ions from each other [131, 132], often resulting in undesired rare-earth impurities within rare-earth oxides. This in turn motivates the need for higher purity precursor sources to reduce the background dopant contaminants in the host crystal. Systematic investigation of these critical factors beyond nuclear spins are needed for the continued development of quantum host materials and devices for various quantum applications.

IV. NUCLEAR SPIN MEMORIES AND PROCESSORS

When electron spins are interfaced with individual nuclear spins, applications of hybrid electron-nuclear systems may be realized. Nuclear gyromagnetic ratios are around three orders of magnitude smaller than the electronic gyromagnetic ratio, leading to significantly longer nuclear coherence times, while at the same time leading to a smaller coupling to control signals. Nuclear spins also generally lack the optical or electronic interfaces that enable control and measurement of the defect, donor, and QD systems discussed in this review. However, electron spins interfaced with proximal nuclear spins can control and measure nuclear spin states, enabling nuclear quantum memory, simulation, and computing platforms.

It is generally agreed that so-called quantum repeaters are necessary to distribute quantum information over

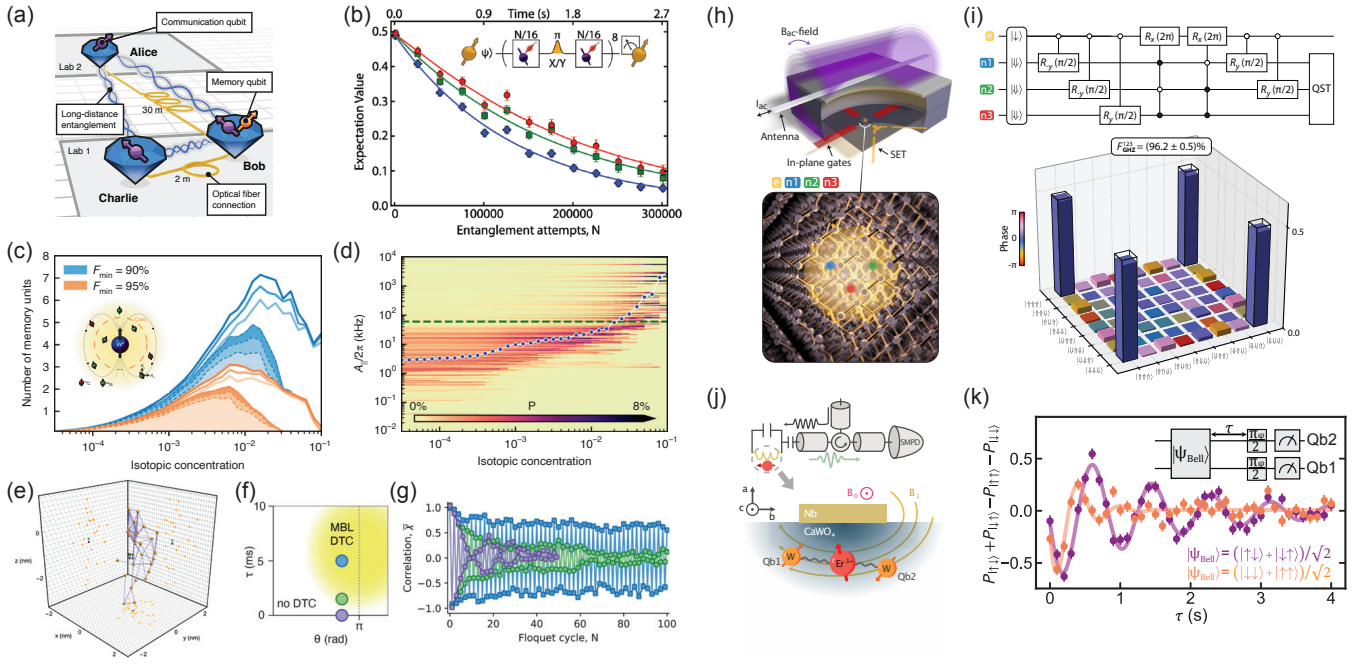


FIG. 4. Nuclear memories and processors. (a) Three-node quantum network of NV centers in diamond with a nuclear spin memory. Adapted from Ref. [66], reprinted with permission from AAAS. (b) Nuclear spin expectation value averaged over six cardinal states for N electron spin remote entanglement attempts, shown for three post-selection criteria. Adapted from Ref. [43]. (c) Average number of nuclear memories for a VV defect in SiC (inset) versus nuclear spin-containing isotope concentration ($[^{13}\text{C}] = [^{29}\text{Si}]$). Dashed line areas refer only to distributions where all hyperfine couplings are $< 2\pi \times 60$ kHz. Adapted from Ref. [59], reprinted with permission from Springer Nature. (d) Hyperfine value distributions for isotope concentrations. Green line is at $2\pi \times 60$ kHz. Adapted from Ref. [59], reprinted with permission from Springer Nature. (e) 3D structure of ^{13}C nuclear spins surrounding a NV center in diamond, measured with a double-resonance 3D spectroscopy technique. A spin chain is identified from this structure for quantum simulations. Adapted from Ref. [133], reprinted with permission from Springer Nature. (f-g) Many-body localized (MBL) discrete time-crystal (DTC) phase transition measured on a nuclear spin quantum simulator. Adapted from Ref. [69], reprinted with permission from AAAS. (h) Schematic of electrically detected ^{31}P nuclear spin processor in Si. (i) Generation of a three-nuclear spin GHZ state in Si. Adapted from Ref. [61]. (j) Schematic of a microwave photon-detected Er^{3+} electron spin coupled to naturally occurring ^{183}W nuclear spins in CaWO_4 . (k) Ramsey coherence of ^{183}W nuclear spin Bell states. Adapted from Ref. [134].

many-km distances, a requirement for quantum networks [135–137]. Quantum repeater nodes require a coherent interface between a flying qubit (photon) and stationary qubit (e.g., electron spin), afforded by a color center, as in Fig. 4(a), or neutral atom qubit [138] to generate spin-photon entanglement [124, 139]. Not every attempt to generate entanglement is successful, necessitating local quantum memories to store quantum information between entanglement attempts. Nuclear spins in the host matrix may be controlled by a color center and act as a quantum memory [59]. These quantum memories must be long-lived not only relative to operating timescales of the network, but to the operations performed on the local electron spin qubit, which may be improved through dynamical control and isotopic purification [43]. ^{13}C nuclear spins have been shown to be robust to over 10^5 NV center entangling operations in a quantum network [43] [Fig. 4(b)]. However, rather than maximally purifying a host material to improve central spin coherence [43], nuclear spin quantum memories may require an intermediate nuclear spin concentration that maximizes the number of accessible nu-

clear spins. Ref. [59] demonstrated this for the case of SiC [Fig. 4(c-d)], showing that lower nuclear spin concentrations can lead to weaker-coupled but better-resolved memories. This may ultimately lead to a more powerful quantum repeater node, demonstrating the importance of engineering the isotopic environment for specific applications rather than focusing on bare coherence.

The control and measurement of individual nuclear spins shift the focus from the electron spin, in a nuclear spin bath, to a system of coherent nuclear spins, with an electron spin to measure or to mediate interactions. Recent work has demonstrated the spatial mapping of up to 50 nuclear spins in the environment of an NV center [133, 140–142] [Fig. 4(e)]. Despite the disorder in nuclear-nuclear coupling due to the stochastic nuclear spin locations, effective spin chains, for example, may be formed through the appropriate choice of nuclear spins in such a system. While nascent, these systems have been used as quantum simulators to study many-body-localization and time crystal physics [69] [Fig. 4(f-g)]. Nuclear spins have also been deployed as small-scale quantum processors with interactions mediated through

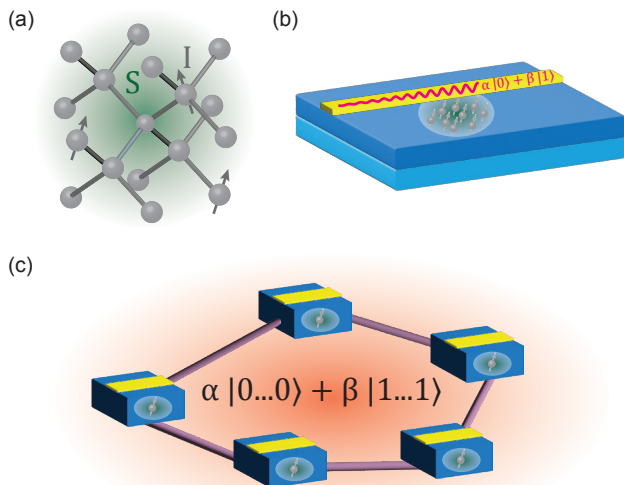


FIG. 5. **Networked nuclear spins.** (a) A single electron spin interfaced with multiple nuclear spins inside a semiconductor. (b) An electron and nuclear spin-containing device with an optical, microwave, or electrical link for transmitting or measuring quantum information. (c) A network of many nuclear spin-based nodes/processors sharing a collective entangled quantum state.

a single electron spin [57, 68, 134] and with direct electrical and magnetic driving, as in Si:Sb systems [143–145]. In NV centers, Si:P donors, and $\text{CaWO}_4\text{:Er}$ systems these processors can generate many-body entangled states and implement quantum algorithms [57, 61, 134] [Fig. 4(h-i)]. In particular, the recent advances in microwave photon detection of Er electron spins demonstrate a promising platform for electron and nuclear spins in oxides that circumvents the low optical emission rate of Er ions [127, 134] [Fig. 4(j-k)].

We have reviewed how a combination of materials science and quantum engineering drives advances in coherent electron-nuclear spin systems. In Fig. 5 we show the future prospect of networked nuclear spin modules, which would integrate with existing fiber optical networks and may enable quantum repeaters. Fig. 5(a) shows a group of nuclear spins in a semiconductor with an associated electron spin. The electron spin may be from a color center, a donor atom, or a quantum dot, and will likely be necessary for interfacing with the nuclear spin qubits. Fig. 5(b) has the electron-nuclear spin cluster embedded in a generic heterostructure or device with a wire for transmitting quantum states (e.g., an optical or microwave waveguide). There may be many clusters in a single chip wired together. At a larger scale, in Fig. 5(c), many devices are networked together, likely

through an optical quantum network, with intermediate quantum interconnects that entangle nuclear spins and photons. These networks will host delocalized entangled states shared among nuclear spin clusters in each device, and may enable goals in the field such as distributed quantum computing and overcoming wiring input/output problems that arise from scaling individual quantum processors.

V. CONCLUSION

The study of coherent quantum systems has revealed new ways to process information at a fundamental level, leading to a growing landscape of quantum technologies. Many qubit systems, whether for computing, communication, or sensing applications, are hosted in semiconductors, where relevant properties—bandgap, spin-orbit coupling, spin coherence—depend on the atomistic details of constituent elements, such as the isotope and associated nuclear spin (or lack thereof). In this perspective, we focused on the role that the engineering and manipulation of nuclear spins in semiconductors will play in emerging quantum technology. Group-IV semiconductors, such as diamond and Si, and various oxides are promising hosts not only for coherent electronic spin qubits, which are readily interfaced electrically and/or optically and benefit from low nuclear spin densities, but also for nuclear spin qubits, which themselves can sustain long-lived quantum states. Ultimately, the approach to engineering these nuclear spins, e.g., the degree of isotopic purification, depends on the final application, ranging from highly coherent electron spin sensors to a high number of nuclear memories. We expect nuclear spins to be an integral part of future quantum technology.

VI. DECLARATIONS

The authors thank Nazar Deegan for useful discussions and insight into isotopic growth and Marquis McMillan for comments on the manuscript.

This work was supported by Q-NEXT, a U.S. Department of Energy Office of Science National Quantum Information Science Research Centers under Award Number DE-FOA-0002253 (J.C.M., B.P., D.D.A.), the U.S. Department of Energy, Office of Science, Basic Energy Sciences, Materials Sciences and Engineering Division through Argonne National Laboratory under Contract No. DE-AC02-06CH11357 (J.Z., F.J.H.), the Air Force Office of Scientific Research under award number FA9550-23-1-0330 (C.Z.), and Boeing through the Chicago Quantum Exchange (C.Z.).

The authors declare no conflicts of interest.

[1] C. Kittel, *Introduction to solid state physics*, 8th ed. (Wiley, Hoboken, NJ, 2005).

[2] A. H. Wilson, *The theory of electronic semi-conductors*,

- Proc. R. Soc. Lond. A **133**, 458 (1931).
- [3] J. J. Sakurai, *Modern Quantum Mechanics*, 3rd ed. (Cambridge University Press, 1994).
 - [4] J. S. Bell, On the Problem of Hidden Variables in Quantum Mechanics, *Rev. Mod. Phys.* **38**, 447 (1966).
 - [5] M. A. Nielsen and I. L. Chuang, *Quantum Computation and Quantum Information* (Cambridge University Press, 2010).
 - [6] J. I. Cirac and P. Zoller, Quantum Computations with Cold Trapped Ions, *Phys. Rev. Lett.* **74**, 4091 (1995).
 - [7] C. Monroe, D. M. Meekhof, B. E. King, W. M. Itano, and D. J. Wineland, Demonstration of a Fundamental Quantum Logic Gate, *Phys. Rev. Lett.* **75**, 4714 (1995).
 - [8] D. D. Awschalom, R. Hanson, J. Wrachtrup, and B. B. Zhou, Quantum technologies with optically interfaced solid-state spins, *Nat. Photon.* **12**, 516 (2018).
 - [9] M. Kjaergaard, M. E. Schwartz, J. Braumüller, P. Krantz, J. I.-J. Wang, S. Gustavsson, and W. D. Oliver, Superconducting Qubits: Current State of Play, *Annu. Rev. Condens. Matter Phys.* **11**, 369 (2020).
 - [10] G. Burkard, T. D. Ladd, A. Pan, J. M. Nichol, and J. R. Petta, Semiconductor spin qubits, *Rev. Mod. Phys.* **95**, 025003 (2023).
 - [11] N. P. de Leon, K. M. Itoh, D. Kim, K. K. Mehta, T. E. Northup, H. Paik, B. S. Palmer, N. Samarth, S. Sangtawesin, and D. W. Steuerman, Materials challenges and opportunities for quantum computing hardware, *Science* **372**, eabb2823 (2021).
 - [12] G. Wolfowicz, F. J. Heremans, C. P. Anderson, S. Kanai, H. Seo, A. Gali, G. Galli, and D. D. Awschalom, Quantum guidelines for solid-state spin defects, *Nat. Rev. Mater.* **6**, 906 (2021).
 - [13] W. M. Witzel, R. de Sousa, and S. Das Sarma, Quantum theory of spectral-diffusion-induced electron spin decoherence, *Phys. Rev. B* **72**, 161306 (2005).
 - [14] L. Childress, M. V. Gurudev Dutt, J. M. Taylor, A. S. Zibrov, F. Jelezko, J. Wrachtrup, P. R. Hemmer, and M. D. Lukin, Coherent Dynamics of Coupled Electron and Nuclear Spin Qubits in Diamond, *Science* **314**, 281 (2006).
 - [15] L. Chirolli and G. Burkard, Decoherence in solid-state qubits, *Adv. Phys.* **57**, 225 (2008).
 - [16] N. Mizuochi, P. Neumann, F. Rempp, J. Beck, V. Jacques, P. Siyushev, K. Nakamura, D. J. Twitchen, H. Watanabe, S. Yamasaki, F. Jelezko, and J. Wrachtrup, Coherence of single spins coupled to a nuclear spin bath of varying density, *Phys. Rev. B* **80**, 041201(R) (2009).
 - [17] E. Abe, A. M. Tyryshkin, S. Tojo, J. J. L. Morton, W. M. Witzel, A. Fujimoto, J. W. Ager, E. E. Haller, J. Isoya, S. A. Lyon, M. L. W. Thewalt, and K. M. Itoh, Electron spin coherence of phosphorus donors in silicon: Effect of environmental nuclei, *Phys. Rev. B* **82**, 121201 (2010).
 - [18] N. Zhao, S.-W. Ho, and R.-B. Liu, Decoherence and dynamical decoupling control of nitrogen vacancy center electron spins in nuclear spin baths, *Phys. Rev. B* **85**, 115303 (2012).
 - [19] M. V. Gurudev Dutt, L. Childress, L. Jiang, E. Togan, J. Maze, F. Jelezko, A. S. Zibrov, P. R. Hemmer, and M. D. Lukin, Quantum register based on individual electronic and nuclear spin qubits in diamond, *Science* **316**, 1312 (2007).
 - [20] J. J. Pla, K. Y. Tan, J. P. Dehollain, W. H. Lim, J. J. L. Morton, F. A. Zwanenburg, D. N. Jamieson, A. S. Dzurak, and A. Morello, High-fidelity readout and control of a nuclear spin qubit in silicon, *Nature* **496**, 334 (2013).
 - [21] J. T. Muhonen, J. P. Dehollain, A. Laucht, F. E. Hudson, R. Kalra, T. Sekiguchi, K. M. Itoh, D. N. Jamieson, J. C. McCallum, A. S. Dzurak, and A. Morello, Storing quantum information for 30 seconds in a nanoelectronic device, *Nat. Nanotechnol.* **9**, 986 (2014).
 - [22] J. A. Jones and M. Mosca, Implementation of a quantum algorithm on a nuclear magnetic resonance quantum computer, *J. Chem. Phys.* **109**, 1648 (1998).
 - [23] I. L. Chuang, N. Gershenfeld, M. G. Kubinec, and D. W. Leung, Bulk quantum computation with nuclear magnetic resonance: theory and experiment, *Proc. R. Soc. Lond. A* **454**, 447 (1998).
 - [24] I. L. Chuang, N. Gershenfeld, and M. Kubinec, Experimental Implementation of Fast Quantum Searching, *Phys. Rev. Lett.* **80**, 3408 (1998).
 - [25] S. Kanai, F. J. Heremans, H. Seo, G. Wolfowicz, C. P. Anderson, S. E. Sullivan, M. Onizhuk, G. Galli, D. D. Awschalom, and H. Ohno, Generalized scaling of spin qubit coherence in over 12,000 host materials, *Proc. Natl. Acad. Sci. U.S.A.* **119**, e2121808119 (2022).
 - [26] M. W. Doherty, N. B. Manson, P. Delaney, F. Jelezko, J. Wrachtrup, and L. C. L. Hollenberg, The nitrogen-vacancy colour centre in diamond, *Phys. Rep.* **528**, 1 (2013).
 - [27] M. Atatüre, D. Englund, N. Vamivakas, S. Y. Lee, and J. Wrachtrup, Material platforms for spin-based photonic quantum technologies, *Nat. Rev. Mater.* **3**, 38 (2018).
 - [28] B. E. Kane, A silicon-based nuclear spin quantum computer, *Nature* **393**, 133 (1998).
 - [29] J. R. Petta, A. C. Johnson, J. M. Taylor, E. A. Laird, A. Yacoby, M. D. Lukin, C. M. Marcus, M. P. Hanson, and A. C. Gossard, Coherent Manipulation of Coupled Electron Spins in Semiconductor Quantum Dots, *Science* **309**, 2180 (2005).
 - [30] F. Jelezko and J. Wrachtrup, Read-out of single spins by optical spectroscopy, *J. Phys. Condens. Matter* **16**, R1089 (2004).
 - [31] L. Robledo, L. Childress, H. Bernien, B. Hensen, P. F. A. Alkemade, and R. Hanson, High-fidelity projective read-out of a solid-state spin quantum register, *Nature* **477**, 574 (2011).
 - [32] R. Nagy, M. Niethammer, M. Widmann, Y.-C. Chen, P. Udvarhelyi, C. Bonato, J. Ul-Hassan, R. Karhu, I. G. Ivanov, N. T. Son, J. R. Maze, T. Ohshima, Ö. O. Soykal, Á. Gali, S.-Y. Lee, F. Kaiser, and J. Wrachtrup, High-fidelity spin and optical control of single silicon-vacancy centres in silicon carbide, *Nat. Commun.* **10**, 1954 (2019).
 - [33] T. Zhong, J. M. Kindem, E. Miyazono, and A. Faraon, Nanophotonic coherent light-matter interfaces based on rare-earth-doped crystals, *Nat. Commun.* **6**, 8206 (2015).
 - [34] A. M. Dibos, M. Raha, C. M. Phenicie, and J. D. Thompson, Atomic Source of Single Photons in the Telecom Band, *Phys. Rev. Lett.* **120**, 243601 (2018).
 - [35] J. M. Kindem, A. Ruskuc, J. G. Bartholomew, J. Rochman, Y. Q. Huan, and A. Faraon, Control and single-shot readout of an ion embedded in a nanophotonic cavity, *Nature* **580**, 201 (2020).
 - [36] M. Raha, S. Chen, C. M. Phenicie, S. Ourari, A. M.

- Dibos, and J. D. Thompson, Optical quantum non-demolition measurement of a single rare earth ion qubit, *Nat. Commun.* **11**, 1605 (2020).
- [37] J. R. Maze, P. L. Stanwix, J. S. Hodges, S. Hong, J. M. Taylor, P. Cappellaro, L. Jiang, M. V. Gurudev Dutt, E. Togan, A. S. Zibrov, A. Yacoby, R. L. Walsworth, and M. D. Lukin, Nanoscale magnetic sensing with an individual electronic spin in diamond, *Nature* **455**, 644 (2008).
- [38] J. M. Taylor, P. Cappellaro, L. Childress, L. Jiang, D. Budker, P. R. Hemmer, A. Yacoby, R. Walsworth, and M. D. Lukin, High-sensitivity diamond magnetometer with nanoscale resolution, *Nat. Phys.* **4**, 810 (2008).
- [39] J. F. Barry, J. M. Schloss, E. Bauch, M. J. Turner, C. A. Hart, L. M. Pham, and R. L. Walsworth, Sensitivity optimization for NV-diamond magnetometry, *Rev. Mod. Phys.* **92**, 015004 (2020).
- [40] W. B. Gao, A. Imamoglu, H. Bernien, and R. Hanson, Coherent manipulation, measurement and entanglement of individual solid-state spins using optical fields, *Nat. Photon.* **9**, 363 (2015).
- [41] A. Reiserer, N. Kalb, M. S. Blok, K. J. van Bemmel, T. H. Taminiau, R. Hanson, D. J. Twitchen, and M. Markham, Robust quantum-network memory using decoherence-protected subspaces of nuclear spins, *Phys. Rev. X* **6**, 1 (2016).
- [42] M. Ruf, N. H. Wan, H. Choi, D. Englund, and R. Hanson, Quantum networks based on color centers in diamond, *J. Appl. Phys.* **130**, 070901 (2021).
- [43] C. E. Bradley, S. W. de Bone, P. F. W. Möller, S. Baier, M. J. Degen, S. J. H. Loenen, H. P. Bartling, M. Markham, D. J. Twitchen, R. Hanson, D. Elkouss, and T. H. Taminiau, Robust quantum-network memory based on spin qubits in isotopically engineered diamond, *Npj Quantum Inf.* **8**, 1 (2022).
- [44] V. Bushmakina, O. von Berg, C. Sauerzapf, S. Jayaram, A. Denisenko, V. Vorobyov, I. Gerhardt, D. Liu, and J. Wrachtrup, Two-Photon Interference of Photons from Remote Tin-Vacancy Centers in Diamond (2024), arXiv:2412.17539 [quant-ph].
- [45] M. Fuechsle, J. A. Miwa, S. Mahapatra, H. Ryu, S. Lee, O. Warschkow, L. C. L. Hollenberg, G. Klimeck, and M. Y. Simmons, A single-atom transistor, *Nat. Nanotechnol.* **7**, 242 (2012).
- [46] L. P. Kouwenhoven, T. H. Oosterkamp, M. W. S. Danoesastro, M. Eto, D. G. Austing, T. Honda, and S. Tarucha, Excitation Spectra of Circular, Few-Electron Quantum Dots, *Science* **278**, 1788 (1997).
- [47] M. A. Eriksson, M. Friesen, S. N. Coppersmith, R. Joynt, L. J. Klein, K. Slinker, C. Tahan, P. M. Mooney, J. O. Chu, and S. J. Koester, Spin-Based Quantum Dot Quantum Computing in Silicon, *Quantum Inf. Process.* **3**, 133 (2004).
- [48] C. D. Hill, E. Peretz, S. J. Hile, M. G. House, M. Fuechsle, S. Rogge, M. Y. Simmons, and L. C. L. Hollenberg, A surface code quantum computer in silicon, *Sci. Adv.* **1**, e1500707 (2015).
- [49] L. M. K. Vandersypen, H. Bluhm, J. S. Clarke, A. S. Dzurak, R. Ishihara, A. Morello, D. J. Reilly, L. R. Schreiber, and M. Veldhorst, Interfacing spin qubits in quantum dots and donors—hot, dense, and coherent, *Npj Quantum Inf.* **3**, 1 (2017).
- [50] J. M. Elzerman, R. Hanson, L. H. Willems Van Beveren, B. Witkamp, L. M. K. Vandersypen, and L. P. Kouwenhoven, Single-shot read-out of an individual electron spin in a quantum dot, *Nature* **430**, 431 (2004).
- [51] N. S. Lai, W. H. Lim, C. H. Yang, F. A. Zwanenburg, W. A. Coish, F. Qassemi, A. Morello, and A. S. Dzurak, Pauli Spin Blockade in a Highly Tunable Silicon Double Quantum Dot, *Sci. Rep.* **1**, 110 (2011).
- [52] S. Felton, A. M. Edmonds, M. E. Newton, P. M. Martineau, D. Fisher, D. J. Twitchen, and J. M. Baker, Hyperfine interaction in the ground state of the negatively charged nitrogen vacancy center in diamond, *Phys. Rev. B* **79**, 075203 (2009).
- [53] S. Sangtawesin, C. A. McLellan, B. A. Myers, A. C. B. Jayich, D. D. Awschalom, and J. R. Petta, Hyperfine-enhanced gyromagnetic ratio of a nuclear spin in diamond, *New J. Phys.* **18**, 083016 (2016).
- [54] P. Maletinsky, A. Badolato, and A. Imamoglu, Dynamics of Quantum Dot Nuclear Spin Polarization Controlled by a Single Electron, *Phys. Rev. Lett.* **99**, 056804 (2007).
- [55] W. Yang and R.-B. Liu, Quantum many-body theory of qubit decoherence in a finite-size spin bath, *Phys. Rev. B* **78**, 085315 (2008).
- [56] E. A. Chekhovich, M. N. Makhonin, A. I. Tartakovskii, A. Yacoby, H. Bluhm, K. C. Nowack, and L. M. K. Vandersypen, Nuclear spin effects in semiconductor quantum dots, *Nat. Mater.* **12**, 494 (2013).
- [57] M. H. Abobeih, Y. Wang, J. Randall, S. J. H. Loenen, C. E. Bradley, M. Markham, D. J. Twitchen, B. M. Terhal, and T. H. Taminiau, Fault-tolerant operation of a logical qubit in a diamond quantum processor, *Nature* **606**, 884 (2022).
- [58] R. Goldblatt, A. Martin, and A. Wood, Sensing Coherent Nuclear Spin Dynamics with an Ensemble of Paramagnetic Nitrogen Spins, *PRX Quantum* **5**, 020334 (2024).
- [59] A. Bourassa, C. P. Anderson, K. C. Miao, M. Onizhuk, H. Ma, A. L. Crook, H. Abe, J. Ul-Hassan, T. Ohshima, N. T. Son, G. Galli, and D. D. Awschalom, Entanglement and control of single nuclear spins in isotopically engineered silicon carbide, *Nat. Mater.* **19**, 1319 (2020).
- [60] S. Neyens, O. K. Zietz, T. F. Watson, F. Luthi, A. Nethewwala, H. C. George, E. Henry, M. Islam, A. J. Wagner, F. Borjans, E. J. Connors, J. Corrigan, M. J. Curry, D. Keith, R. Kotlyar, L. F. Lampert, M. T. Mądzik, K. Millard, F. A. Mohiyaddin, S. Pellerano, R. Pillarisetty, M. Ramsey, R. Savytskiy, S. Schaal, G. Zheng, J. Ziegler, N. C. Bishop, S. Bojarski, J. Roberts, and J. S. Clarke, Probing single electrons across 300-mm spin qubit wafers, *Nature* **629**, 80 (2024).
- [61] I. Thorvaldson, D. Poulos, C. M. Moehle, S. H. Misha, H. Edlbauer, J. Reiner, H. Geng, B. Voisin, M. T. Jones, M. B. Donnelly, L. F. Pena, C. D. Hill, C. R. Myers, J. G. Keizer, Y. Chung, S. K. Gorman, L. Kranz, and M. Y. Simmons, Grover’s algorithm in a four-qubit silicon processor above the fault-tolerant threshold (2024), arXiv:2404.08741 [quant-ph].
- [62] S. Zaiser, T. Rendler, I. Jakobi, T. Wolf, S.-Y. Lee, S. Wagner, V. Bergholm, T. Schulte-Herbrüggen, P. Neumann, and J. Wrachtrup, Enhancing quantum sensing sensitivity by a quantum memory, *Nat. Commun.* **7**, 12279 (2016).
- [63] T. Roskopf, J. Zopes, J. M. Boss, and C. L. Degen, A quantum spectrum analyzer enhanced by a nuclear spin memory, *Npj Quantum Inf.* **3**, 1 (2017).

- [64] M. Pfender, N. Aslam, H. Sumiya, S. Onoda, P. Neumann, J. Isoya, C. A. Meriles, and J. Wrachtrup, Non-volatile nuclear spin memory enables sensor-unlimited nanoscale spectroscopy of small spin clusters, *Nat. Commun.* **8**, 834 (2017).
- [65] N. Arunkumar, K. S. Olsson, J. T. Oon, C. A. Hart, D. B. Bucher, D. R. Glenn, M. D. Lukin, H. Park, D. Ham, and R. L. Walsworth, Quantum Logic Enhanced Sensing in Solid-State Spin Ensembles, *Phys. Rev. Lett.* **131**, 100801 (2023).
- [66] M. Pompili, S. L. N. Hermans, S. Baier, H. K. C. Beukers, P. C. Humphreys, R. N. Schouten, R. F. L. Vermeulen, M. J. Tiggelman, L. dos Santos Martins, B. Dirkse, S. Wehner, and R. Hanson, Realization of a multinode quantum network of remote solid-state qubits, *Science* **372**, 259 (2021).
- [67] C. M. Knaut, A. Suleymanzade, Y.-C. Wei, D. R. Assumpcao, P.-J. Stas, Y. Q. Huan, B. Machielse, E. N. Knall, M. Sutula, G. Baranes, N. Sinclair, C. De-Eknamkul, D. S. Levonian, M. K. Bhaskar, H. Park, M. Lončar, and M. D. Lukin, Entanglement of nanophotonic quantum memory nodes in a telecom network, *Nature* **629**, 573 (2024).
- [68] J. Reiner, Y. Chung, S. H. Misha, C. Lehner, C. Moehle, D. Poulos, S. Monir, K. J. Charde, P. Macha, L. Kranz, I. Thorvaldson, B. Thorgrimsson, D. Keith, Y. L. Hsueh, R. Rahman, S. K. Gorman, J. G. Keizer, and M. Y. Simmons, High-fidelity initialization and control of electron and nuclear spins in a four-qubit register, *Nat. Nanotechnol.* **19**, 605 (2024).
- [69] J. Randall, C. E. Bradley, F. V. van der Gronden, A. Galicia, M. H. Abobeih, M. Markham, D. J. Twitchen, F. Machado, N. Y. Yao, and T. H. Taminiu, Many-body-localized discrete time crystal with a programmable spin-based quantum simulator, *Science* **374**, 1474 (2021).
- [70] W. Yao, R.-B. Liu, and L. J. Sham, Theory of electron spin decoherence by interacting nuclear spins in a quantum dot, *Phys. Rev. B* **74**, 195301 (2006).
- [71] M. H. Mikkelsen, J. Berezovsky, N. G. Stoltz, L. A. Coldren, and D. D. Awschalom, Optically detected coherent spin dynamics of a single electron in a quantum dot, *Nat. Phys.* **3**, 770 (2007).
- [72] J. R. Maze, J. M. Taylor, and M. D. Lukin, Electron spin decoherence of single nitrogen-vacancy defects in diamond, *Phys. Rev. B* **78**, 094303 (2008).
- [73] W.-L. Ma, G. Wolfowicz, N. Zhao, S.-S. Li, J. J. L. Morton, and R.-B. Liu, Uncovering many-body correlations in nanoscale nuclear spin baths by central spin decoherence, *Nat. Commun.* **5**, 4822 (2014).
- [74] M. Onizhuk and G. Galli, Decoherence of solid-state spin qubits: a computational perspective (2024), arXiv:2405.18535 [quant-ph].
- [75] C. L. Degen, F. Reinhard, and P. Cappellaro, Quantum sensing, *Rev. Mod. Phys.* **89**, 035002 (2017).
- [76] S. T. Pantelides, The electronic structure of impurities and other point defects in semiconductors, *Rev. Mod. Phys.* **50**, 797 (1978).
- [77] J. R. Weber, W. F. Koehl, J. B. Varley, A. Janotti, B. B. Buckley, C. G. Van de Walle, and D. D. Awschalom, Quantum computing with defects, *Proc. Natl. Acad. Sci. U.S.A.* **107**, 8513 (2010).
- [78] H. Seo, A. L. Falk, P. V. Klimov, K. C. Miao, G. Galli, and D. D. Awschalom, Quantum decoherence dynamics of divacancy spins in silicon carbide, *Nat. Commun.* **7**, 12935 (2016).
- [79] M. H. Abobeih, J. Cramer, M. A. Bakker, N. Kalb, M. Markham, D. J. Twitchen, and T. H. Taminiu, One-second coherence for a single electron spin coupled to a multi-qubit nuclear-spin environment, *Nat. Commun.* **9**, 2552 (2018).
- [80] A. Noiri, K. Takeda, T. Nakajima, T. Kobayashi, A. Sammak, G. Scappucci, and S. Tarucha, Fast universal quantum gate above the fault-tolerance threshold in silicon, *Nature* **601**, 338 (2022).
- [81] G. Balasubramanian, P. Neumann, D. Twitchen, M. Markham, R. Kolesov, N. Mizuochi, J. Isoya, J. Achard, J. Beck, J. Tessler, V. Jacques, P. R. Hemmer, F. Jelezko, and J. Wrachtrup, Ultralong spin coherence time in isotopically engineered diamond, *Nat. Mater.* **8**, 383 (2009).
- [82] P. C. Maurer, G. Kucsko, C. Latta, L. Jiang, N. Y. Yao, S. D. Bennett, F. Pastawski, D. Hunger, N. Chisholm, M. Markham, D. J. Twitchen, J. I. Cirac, and M. D. Lukin, Room-temperature quantum bit memory exceeding one second, *Science* **336**, 1283 (2012).
- [83] T. Ishikawa, K.-M. C. Fu, C. Santori, V. M. Acosta, R. G. Beausoleil, H. Watanabe, S. Shikata, and K. M. Itoh, Optical and spin coherence properties of nitrogen-vacancy centers placed in a 100 nm thick isotopically purified diamond layer, *Nano Lett.* **12**, 2083 (2012).
- [84] T. Yamamoto, T. Umeda, K. Watanabe, S. Onoda, M. L. Markham, D. J. Twitchen, B. Naydenov, L. P. McGuinness, T. Teraji, S. Koizumi, F. Dolde, H. Fedder, J. Honert, J. Wrachtrup, T. Ohshima, F. Jelezko, and J. Isoya, Extending spin coherence times of diamond qubits by high-temperature annealing, *Phys. Rev. B* **88**, 075206 (2013).
- [85] H. P. Bartling, M. H. Abobeih, B. Pingault, M. J. Degen, S. J. H. Loenen, C. E. Bradley, J. Randall, M. Markham, D. J. Twitchen, and T. H. Taminiu, Entanglement of Spin-Pair Qubits with Intrinsic Dephasing Times Exceeding a Minute, *Phys. Rev. X* **12**, 11048 (2022).
- [86] C. E. Bradley, J. Randall, M. H. Abobeih, R. C. Berrevoets, M. J. Degen, M. A. Bakker, M. Markham, D. J. Twitchen, and T. H. Taminiu, A Ten-Qubit Solid-State Spin Register with Quantum Memory up to One Minute, *Phys. Rev. X* **9**, 031045 (2019).
- [87] P.-J. Stas, Y. Q. Huan, B. Machielse, E. N. Knall, A. Suleymanzade, B. Pingault, M. Sutula, S. W. Ding, C. M. Knaut, D. R. Assumpcao, Y.-C. Wei, M. K. Bhaskar, R. Riedinger, D. D. Sukachev, H. Park, M. Lončar, D. S. Levonian, and M. D. Lukin, Robust multi-qubit quantum network node with integrated error detection, *Science* **378**, 557 (2022).
- [88] S. L. N. Hermans, M. Pompili, H. K. C. Beukers, S. Baier, J. Borregaard, and R. Hanson, Qubit teleportation between non-neighbouring nodes in a quantum network, *Nature* **605**, 663 (2022).
- [89] S. Castelletto and A. Boretti, Silicon carbide color centers for quantum applications, *J. Phys. Photonics* **2**, 022001 (2020).
- [90] N. Mizuochi, S. Yamasaki, H. Takizawa, N. Morishita, T. Ohshima, H. Itoh, and J. Isoya, Continuous-wave and pulsed EPR study of the negatively charged silicon vacancy with $S = \frac{3}{2}$ and C_{3v} symmetry in n -type $4H$ -SiC, *Phys. Rev. B* **66**, 235202 (2002).

- [91] W. F. Koehl, B. B. Buckley, F. J. Heremans, G. Calusine, and D. D. Awschalom, Room temperature coherent control of defect spin qubits in silicon carbide, *Nature* **479**, 84 (2011).
- [92] P. G. Baranov, A. P. Bundakova, A. A. Soltamova, S. B. Orlinskii, I. V. Borovykh, R. Zondervan, R. Verberk, and J. Schmidt, Silicon vacancy in SiC as a promising quantum system for single-defect and single-photon spectroscopy, *Phys. Rev. B* **83**, 125203 (2011).
- [93] V. A. Soltamov, A. A. Soltamova, P. G. Baranov, and I. I. Proskuryakov, Room Temperature Coherent Spin Alignment of Silicon Vacancies in 4H- and 6H-SiC, *Phys. Rev. Lett.* **108**, 226402 (2012).
- [94] A. L. Falk, P. V. Klimov, B. B. Buckley, V. Ivády, I. A. Abrikosov, G. Calusine, W. F. Koehl, Á. Gali, and D. D. Awschalom, Electrically and Mechanically Tunable Electron Spins in Silicon Carbide Color Centers, *Phys. Rev. Lett.* **112**, 187601 (2014).
- [95] H. Kraus, V. A. Soltamov, D. Riedel, S. Váth, F. Fuchs, A. Sperlich, P. G. Baranov, V. Dyakonov, and G. V. Astakhov, Room-temperature quantum microwave emitters based on spin defects in silicon carbide, *Nat. Phys.* **10**, 157 (2014).
- [96] M. Widmann, S.-Y. Lee, T. Rendler, N. T. Son, H. Fedder, S. Paik, L.-P. Yang, N. Zhao, S. Yang, I. Booker, A. Denisenko, M. Jamali, S. A. Momenzadeh, I. Gerhardt, T. Ohshima, A. Gali, E. Jánzén, and J. Wrachtrup, Coherent control of single spins in silicon carbide at room temperature, *Nat. Mater.* **14**, 164 (2015).
- [97] D. J. Christle, A. L. Falk, P. Andrich, P. V. Klimov, J. U. Hassan, N. T. Son, E. Jánzén, T. Ohshima, and D. D. Awschalom, Isolated electron spins in silicon carbide with millisecond coherence times, *Nat. Mater.* **14**, 160 (2015).
- [98] R. Nagy, M. Widmann, M. Niethammer, D. B. R. Dasari, I. Gerhardt, Ö. O. Soykal, M. Radulaski, T. Ohshima, J. Vučković, N. T. Son, I. G. Ivanov, S. E. Economou, C. Bonato, S.-Y. Lee, and J. Wrachtrup, Quantum Properties of Dichroic Silicon Vacancies in Silicon Carbide, *Phys. Rev. Appl.* **9**, 034022 (2018).
- [99] K. C. Miao, J. P. Blanton, C. P. Anderson, A. Bourassa, A. L. Crook, G. Wolfowicz, H. Abe, T. Ohshima, and D. D. Awschalom, Universal coherence protection in a solid-state spin qubit, *Science* **369**, 1493 (2020).
- [100] D. Simin, H. Kraus, A. Sperlich, T. Ohshima, G. V. Astakhov, and V. Dyakonov, Locking of electron spin coherence above 20 ms in natural silicon carbide, *Phys. Rev. B* **95**, 161201 (2017).
- [101] L.-P. Yang, C. Burk, M. Widmann, S.-Y. Lee, J. Wrachtrup, and N. Zhao, Electron spin decoherence in silicon carbide nuclear spin bath, *Phys. Rev. B* **90**, 241203 (2014).
- [102] C. P. Anderson, E. O. Glen, C. Zeledon, A. Bourassa, Y. Jin, Y. Zhu, C. Vorwerk, A. L. Crook, H. Abe, J. Ul-Hassan, T. Ohshima, N. T. Son, G. Galli, and D. D. Awschalom, Five-second coherence of a single spin with single-shot readout in silicon carbide, *Sci. Adv.* **8**, eabm5912 (2022).
- [103] P. Becker, H.-J. Pohl, H. Riemann, and N. Abrosimov, Enrichment of silicon for a better kilogram, *Phys. Status Solidi A* **207**, 49 (2010).
- [104] L. Bergeron, C. Chartrand, A. T. K. Kurkjian, K. J. Morse, H. Riemann, N. V. Abrosimov, P. Becker, H.-J. Pohl, M. L. W. Thewalt, and S. Simmons, Silicon-Integrated Telecommunications Photon-Spin Interface, *PRX Quantum* **1**, 020301 (2020).
- [105] W. M. Witzel, M. S. Carroll, A. Morello, Ł. Cywiński, and S. Das Sarma, Electron Spin Decoherence in Isotope-Enriched Silicon, *Phys. Rev. Lett.* **105**, 187602 (2010).
- [106] A. van der Ziel, Unified presentation of 1/f noise in electron devices: fundamental 1/f noise sources, *Proc. IEEE* **76**, 233 (1988).
- [107] M. Veldhorst, J. C. C. Hwang, C. H. Yang, A. W. Leenstra, B. de Ronde, J. P. Dehollain, J. T. Muhonen, F. E. Hudson, K. M. Itoh, A. Morello, and A. S. Dzurak, An addressable quantum dot qubit with fault-tolerant control-fidelity, *Nat. Nanotechnol.* **9**, 981 (2014).
- [108] M. H. Appel, A. Ghorbal, N. Shofer, L. Zaporski, S. Manna, S. F. C. da Silva, U. Haeusler, C. Le Gall, A. Rastelli, D. A. Gangloff, and M. Atatüre, A many-body quantum register for a spin qubit, *Nat. Phys.* , 1 (2025).
- [109] X. Cai, H. Y. Waleign, and J. M. Nichol, The formation of a nuclear-spin dark state in silicon, *Nat. Phys.* , 1 (2025).
- [110] F. Berritta, T. Rasmussen, J. A. Krzywda, J. van der Heijden, F. Fedele, S. Fallahi, G. C. Gardner, M. J. Manfra, E. van Nieuwenburg, J. Danon, A. Chatterjee, and F. Kuemmeth, Real-time two-axis control of a spin qubit, *Nat. Commun.* **15**, 1676 (2024).
- [111] F. Berritta, J. A. Krzywda, J. Benestad, J. van der Heijden, F. Fedele, S. Fallahi, G. C. Gardner, M. J. Manfra, E. van Nieuwenburg, J. Danon, A. Chatterjee, and F. Kuemmeth, Physics-informed tracking of qubit fluctuations, *Physical Review Applied* **22**, 014033 (2024).
- [112] P. Stano and D. Loss, Review of performance metrics of spin qubits in gated semiconducting nanostructures, *Nat. Rev. Phys.* **4**, 672 (2022).
- [113] I. Hansen, A. E. Seedhouse, K. W. Chan, F. E. Hudson, K. M. Itoh, A. Laucht, A. Saraiva, C. H. Yang, and A. S. Dzurak, Implementation of an advanced dressing protocol for global qubit control in silicon, *Appl. Phys. Rev.* **9**, 031409 (2022).
- [114] C. H. Yang, K. W. Chan, R. Harper, W. Huang, T. Evans, J. C. C. Hwang, B. Hensen, A. Laucht, T. Tanttu, F. E. Hudson, S. T. Flammia, K. M. Itoh, A. Morello, S. D. Bartlett, and A. S. Dzurak, Silicon qubit fidelities approaching incoherent noise limits via pulse engineering, *Nat. Electron.* **2**, 151 (2019).
- [115] T. Struck, A. Hollmann, F. Schauer, O. Fedorets, A. Schmidbauer, K. Sawano, H. Riemann, N. V. Abrosimov, Ł. Cywiński, D. Bougeard, and L. R. Schreiber, Low-frequency spin qubit energy splitting noise in highly purified $^{28}\text{Si}/\text{SiGe}$, *Npj Quantum Inf.* **6**, 1 (2020).
- [116] J. Kerckhoff, B. Sun, B. Fong, C. Jones, A. Kiselev, D. Barnes, R. Noah, E. Acuna, M. Akmal, S. Ha, J. Wright, B. Thomas, C. Jackson, L. Edge, K. Eng, R. Ross, and T. Ladd, Magnetic Gradient Fluctuations from Quadrupolar ^{73}Ge in Si/SiGe Exchange-Only Qubits, *PRX Quantum* **2**, 010347 (2021).
- [117] J. Z. Blumoff, A. S. Pan, T. E. Keating, R. W. Andrews, D. W. Barnes, T. L. Brecht, E. T. Croke, L. E. Euliss, J. A. Fast, C. A. Jackson, A. M. Jones, J. Kerckhoff, R. K. Lanza, K. Raach, B. J. Thomas, R. Veluntha, A. J. Weinstein, T. D. Ladd, K. Eng, M. G. Borselli, A. T. Hunter, and M. T. Rakher, Fast and High-Fidelity State

- Preparation and Measurement in Triple-Quantum-Dot Spin Qubits, *PRX Quantum* **3**, 010352 (2022).
- [118] M. T. Mađzik, T. D. Ladd, F. E. Hudson, K. M. Itoh, A. M. Jakob, B. C. Johnson, J. C. McCallum, D. N. Jamieson, A. S. Dzurak, A. Laucht, and A. Morello, Controllable freezing of the nuclear spin bath in a single-atom spin qubit, *Sci. Adv.* **6**, eaba3442 (2020).
- [119] J. P. Dehollain, J. T. Muhonen, R. Blume-Kohout, K. M. Rudinger, J. K. Gamble, E. Nielsen, A. Laucht, S. Simmons, R. Kalra, A. S. Dzurak, and A. Morello, Optimization of a solid-state electron spin qubit using gate set tomography, *New J. Phys.* **18**, 103018 (2016).
- [120] W. I. L. Lawrie, M. Rimbach-Russ, F. van Riggelen, N. W. Hendrickx, S. L. d. Snoo, A. Sammak, G. Scappucci, J. Helsen, and M. Veldhorst, Simultaneous single-qubit driving of semiconductor spin qubits at the fault-tolerant threshold, *Nat. Commun.* **14**, 3617 (2023).
- [121] S. Ourari, Ł. Dusanowski, S. P. Horvath, M. T. Uysal, C. M. Phenicie, P. Stevenson, M. Raha, S. Chen, R. J. Cava, N. P. de Leon, and J. D. Thompson, Indistinguishable telecom band photons from a single Er ion in the solid state, *Nature* **620**, 977 (2023).
- [122] G. D. Grant, J. Zhang, I. Masiulionis, S. Chattaraj, K. E. Sautter, S. E. Sullivan, R. Chebroly, Y. Liu, J. B. Martins, J. Niklas, A. M. Dibos, S. Kewalramani, J. W. Freeland, J. Wen, O. G. Poluektov, F. J. Heremans, D. D. Awschalom, and S. Guha, Optical and microstructural characterization of Er³⁺ doped epitaxial cerium oxide on silicon, *APL Mater.* **12**, 021121 (2024).
- [123] J. Zhang, G. D. Grant, I. Masiulionis, M. T. Solomon, J. C. Marcks, J. K. Bindra, J. Niklas, A. M. Dibos, O. G. Poluektov, F. J. Heremans, S. Guha, and D. D. Awschalom, Optical and spin coherence of Er spin qubits in epitaxial cerium dioxide on silicon, *Npj Quantum Inf.* **10**, 1 (2024).
- [124] M. T. Uysal, Ł. Dusanowski, H. Xu, S. P. Horvath, S. Ourari, R. J. Cava, N. P. d. Leon, and J. D. Thompson, Spin-photon entanglement of a single Er³⁺ ion in the telecom band (2024), arXiv:2406.06515 [quant-ph].
- [125] S. Probst, H. Rotzinger, A. V. Ustinov, and P. A. Bushnev, Microwave multimode memory with an erbium spin ensemble, *Phys. Rev. B* **92**, 014421 (2015).
- [126] S. Gupta, X. Wu, H. Zhang, J. Yang, and T. Zhong, Robust Millisecond Coherence Times of Erbium Electron Spins, *Phys. Rev. Appl.* **19**, 044029 (2023).
- [127] M. Le Dantec, M. Rančić, S. Lin, E. Billaud, V. Ranjan, D. Flanigan, S. Bertaina, T. Chanelière, P. Goldner, A. Erb, R. B. Liu, D. Estève, D. Vion, E. Flurin, and P. Bertet, Twenty-three-millisecond electron spin coherence of erbium ions in a natural-abundance crystal, *Sci. Adv.* **7**, eabj9786 (2021).
- [128] A. Gritsch, L. Weiss, J. Früh, S. Rinner, and A. Reiserer, Narrow Optical Transitions in Erbium-Implanted Silicon Waveguides, *Phys. Rev. X* **12**, 041009 (2022).
- [129] A. Gritsch, A. Ulanowski, J. Pforr, and A. Reiserer, Optical single-shot readout of spin qubits in silicon, *Nat. Commun.* **16**, 64 (2025).
- [130] I. R. Berkman, A. Lyasota, G. G. de Boo, J. G. Bartholomew, S. Q. Lim, B. C. Johnson, J. C. McCallum, B.-B. Xu, S. Xie, N. V. Abrosimov, H.-J. Pohl, R. L. Ahlefeldt, M. J. Sellars, C. Yin, and S. Rogge, Millisecond electron spin coherence time for erbium ions in silicon (2023), arXiv:2307.10021 [quant-ph].
- [131] E. O. Opare, E. Struhs, and A. Mirkouei, A comparative state-of-technology review and future directions for rare earth element separation, *Renew. Sustain. Energy Rev.* **143**, 110917 (2021).
- [132] Z. Chen, Z. Li, J. Chen, P. Kalleem, F. Banat, and H. Qiu, Recent advances in selective separation technologies of rare earth elements: a review, *J. Environ. Chem. Eng.* **10**, 107104 (2022).
- [133] M. H. Abobeih, J. Randall, C. E. Bradley, H. P. Bartling, M. A. Bakker, M. J. Degen, M. Markham, D. J. Twitchen, and T. H. Taminiau, Atomic-scale imaging of a 27-nuclear-spin cluster using a quantum sensor, *Nature* **576**, 411 (2019).
- [134] J. O'Sullivan, J. Travesedo, L. Pallegoix, Z. W. Huang, A. May, B. Yavkin, P. Hogan, S. Lin, R. Liu, T. Chanelière, S. Bertaina, P. Goldner, D. Esteve, D. Vion, P. Abgrall, P. Bertet, and E. Flurin, Individual solid-state nuclear spin qubits with coherence exceeding seconds (2024), arXiv:2410.10432 [quant-ph].
- [135] S. Wehner, D. Elkouss, and R. Hanson, Quantum internet: A vision for the road ahead, *Science* **362**, eaam9288 (2018).
- [136] R. M. Pettit, F. H. Farshi, S. E. Sullivan, Á. Véliz-Osorio, and M. K. Singh, A perspective on the pathway to a scalable quantum internet using rare-earth ions, *Appl. Phys. Rev.* **10**, 031307 (2023).
- [137] K. Azuma, S. E. Economou, D. Elkouss, P. Hilaire, L. Jiang, H.-K. Lo, and I. Tzitrin, Quantum repeaters: From quantum networks to the quantum internet, *Rev. Mod. Phys.* **95**, 045006 (2023).
- [138] J. P. Covey, H. Weinfurter, and H. Bernien, Quantum networks with neutral atom processing nodes, *Npj Quantum Inf.* **9**, 1 (2023).
- [139] A. Ruskuc, C.-J. Wu, E. Green, S. L. N. Hermans, J. Choi, and A. Faraon, Scalable Multipartite Entanglement of Remote Rare-earth Ion Qubits (2024), arXiv:2402.16224 [quant-ph].
- [140] J. Zopes, K. S. Cujia, K. Sasaki, J. M. Boss, K. M. Itoh, and C. L. Degen, Three-dimensional localization spectroscopy of individual nuclear spins with sub-Angstrom resolution, *Nat. Commun.* **9**, 4678 (2018).
- [141] K. S. Cujia, K. Herb, J. Zopes, J. M. Abendroth, and C. L. Degen, Parallel detection and spatial mapping of large nuclear spin clusters, *Nat. Commun.* **13**, 1260 (2022).
- [142] G. L. van de Stolpe, D. P. Kwiatkowski, C. E. Bradley, J. Randall, M. H. Abobeih, S. A. Breitweiser, L. C. Bassett, M. Markham, D. J. Twitchen, and T. H. Taminiau, Mapping a 50-spin-qubit network through correlated sensing, *Nat. Commun.* **15**, 2006 (2024).
- [143] S. Asaad, V. Mourik, B. Joecker, M. A. I. Johnson, A. D. Baczewski, H. R. Firgau, M. T. Mađzik, V. Schmitt, J. J. Pla, F. E. Hudson, K. M. Itoh, J. C. McCallum, A. S. Dzurak, A. Laucht, and A. Morello, Coherent electrical control of a single high-spin nucleus in silicon, *Nature* **579**, 205 (2020).
- [144] I. Fernández de Fuentes, T. Botzem, M. A. I. Johnson, A. Vaartjes, S. Asaad, V. Mourik, F. E. Hudson, K. M. Itoh, B. C. Johnson, A. M. Jakob, J. C. McCallum, D. N. Jamieson, A. S. Dzurak, and A. Morello, Navigating the 16-dimensional Hilbert space of a high-spin donor qubit with electric and magnetic fields, *Nat. Commun.* **15**, 1380 (2024).
- [145] X. Yu, B. Wilhelm, D. Holmes, A. Vaartjes, D. Schwiendbacher, M. Nurizzo, A. Kringhøj, M. R. van Blanken-

stein, A. M. Jakob, P. Gupta, F. E. Hudson, K. M. Itoh, R. J. Murray, R. Blume-Kohout, T. D. Ladd, N. Anand, A. S. Dzurak, B. C. Sanders, D. N. Jamieson,

and A. Morello, Schrödinger cat states of a nuclear spin qubit in silicon, *Nat. Phys.* , 1 (2025).