

Surface acoustic wave driven acoustic spin splitter in d -wave altermagnetic thin films

Pieter M. Gunnink,^{1,*} Jairo Sinova,¹ and Alexander Mook¹

¹*Institute of Physics, Johannes Gutenberg-University Mainz, Staudingerweg 7, Mainz 55128, Germany*

(Dated: February 26, 2025)

The generation of spin currents is a key challenge in the field of spintronics. We propose using surface acoustic waves (SAWs) to generate spin currents in altermagnetic thin films, thereby realizing an acoustic spin splitter. Altermagnets, characterized by spin-polarized electrons and magnons, provide a versatile platform where SAWs can drive spin currents carried by both charge carriers and magnons. This acoustic spin splitter can be implemented in both metallic and insulating altermagnetic thin films, offering broad material applicability and a novel way to detect the spin splitter effect in insulating altermagnetic thin film. We examine a realistic experimental setup where a heavy metal layer, such as platinum, is used to convert the spin current into a measurable charge current via the inverse spin Hall effect. For representative material parameters, we calculate the expected spin current and the corresponding inverse spin Hall voltage. Furthermore, we demonstrate that tuning the SAW frequency allows for precise control over the spin current, highlighting the versatility and potential of the acoustic spin splitter for future spintronics applications.

Introduction. Spin currents, the flow of angular momentum, are a cornerstone of spintronics. Traditionally, generating spin currents has relied on either strong spin-orbit coupling (SOC) via the spin Hall effect [1] or ferromagnetic materials, which present challenges in terms of miniaturization [2]. Altermagnets offer an alternative approach to generate spin currents in the nonrelativistic limit, making use of collinear and compensated magnetic order [3–5]. Previously, the altermagnetic generation of spin current has been considered in the context of organic salts [6] and metallic oxides [7, 8].

Herein, we propose to make use of surface acoustic waves (SAWs) to generate spin current. SAWs are a versatile tool to study transport phenomena, such as the acousto-electric effect [9–13] and single electron transport [14]. In addition, SAWs can also interact with the excitations of the magnetic order, transporting angular momentum [15–19]. We consider an altermagnetic thin film, on top of a piezoelectric substrate. By exciting a SAW in the piezoelectric, the spin splitting effect in the altermagnet can be driven acoustically, resulting in a spin current flowing along the film normal—as sketched in Fig. 1.

There are two main carriers of spin in altermagnets: electrons and magnons, the excitations of the magnetic order. Both exhibit the altermagnetic band splitting [3, 5–7, 20] and can facilitate a non-relativistic spin splitter to generate spin current. We consider both metallic thin films, where electrons are the main carriers of spin, and insulating thin films, where magnons are the main carriers of spin, and find both quasiparticles can be acoustically driven to generate a transverse spin splitter—making it a versatile tool to study the altermagnetic spin splitting. In particular, insulating altermagnets might offer a clean platform to directly probe the altermagnetic spin splitting, since residual electric signals would not be present.

Setup. We assume a SAW excited in a piezoelectric, on top of which an altermagnetic thin film is deposited. The deformation of the SAW then generates a piezoelectric field, which extends into the altermagnetic thin film and couples to the electrons' charge. In addition, the deformation itself can extend into the thin film, coupling to both electrons and

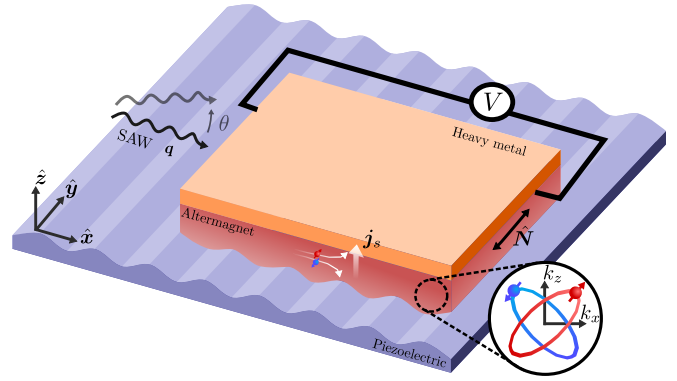


FIG. 1. A surface acoustic wave (SAW) is excited in a piezoelectric at an angle θ with an altermagnetic thin film. The SAW generates a deformation and piezoelectric field, driving a transverse spin current J_s in the altermagnetic thin film and into the heavy metal layer, where it generates a voltage through the inverse spin Hall effect. The inset shows the altermagnetic spin splitting of the Fermi surfaces.

magnons. However, the deformation force acting on the electrons is typically much weaker than the piezoelectric field, and thus does not give a leading contribution to the electron dynamics. The deformation is however the sole driving force for the magnons, since magnons are electrically neutral.

We consider an altermagnetic thin film where the Néel vector is in the plane and perpendicular to the SAW propagation direction, as has recently been achieved in RuO_2 thin films [21]. The spin-split altermagnetic band structure will then support a spin current along the film normal, polarized along the direction of the Néel vector. To detect the spin current, we propose to use a thin heavy metal layer on top of the altermagnetic film, which will generate a longitudinal charge current through the inverse spin Hall effect [1, 22].

Different types of SAWs can be excited, which have different non-zero components of the stress tensor $u_{\alpha\beta}$, and which either generate piezoelectric fields or not—depending on the substrate used. To illustrate the versatility of SAWs, we consider here a Bluestein-Gulyaev (BG) SAW [23, 24], a piezo-

electric variation of a shear horizontal wave, excited with frequency ω and propagating with a wave vector \mathbf{q} in the plane. A BG SAW has only non-zero displacement along y , given by $u_y = u_0 e^{-|z|/\lambda_q} e^{i(qx - \omega t)}$, generating a piezoelectric potential $\phi = c_{\text{PZ}} u_0 e^{-|z|/\lambda_q} e^{i(qx - \omega t)}$. Here u_0 is the displacement amplitude, c_{PZ} is a proportionality constant and λ_q is the deformation decay length. We give further details in Sec. VII in the SM [25]. This SAW thus generates an in-plane piezoelectric field $\mathbf{E} = -\partial_x \phi$ along x and the only non-zero components of the stress tensor are u_{xy} and u_{yz} . This allows a BG SAW to acoustically induce magnonic (through the lattice deformation) and electronic (through the piezoelectric field) transverse spin currents. We note however that the mechanism considered here is general, and can also be implemented with other types of SAWs, such as Rayleigh waves [26].

Formalism. We assume a d -wave altermagnet, oriented such that its altermagnetic splitting is in the xz -plane and write its low-energy electron dispersion as

$$\hbar\omega_{\mathbf{k},e}^\sigma = \frac{\hbar^2 k^2}{2m^*} + \sigma\alpha_e k_x k_z, \quad (1)$$

where m^* is the effective electron mass and α is the altermagnetic band splitting parameter. The magnon low-energy dispersion follows a similar structure,

$$\hbar\omega_{\mathbf{k},m}^\sigma = v_s k + \sigma\alpha_m k_x k_z, \quad (2)$$

but the magnon dispersion is linear in k . Here v_s is the magnon velocity and α_m is the magnonic altermagnetic band splitting parameter. For both magnons and electrons, the spin splitting is maximal along the $|k_x| = |k_z|$ diagonal and vanishes along $k_x = 0$ or $k_z = 0$.

We now discuss the dynamics of the electrons and magnons, described by the Boltzmann equation [27]

$$\partial_t f_\eta^\sigma + \mathbf{v}_{\eta\mathbf{k}}^\sigma \cdot \nabla_{\mathbf{r}} f_\eta^\sigma + \mathbf{F}_\eta \cdot \nabla_{\mathbf{k}} f_\eta^\sigma = -\frac{1}{\tau_\eta} (f_\eta^\sigma - \langle f_\eta^\sigma \rangle), \quad (3)$$

where f_η^σ is the distribution of (quasi)-particle $\eta \in \{e, m\}$ with spin σ and we have assumed the spin branches to be independent, i.e., we work in the limit of no SOC, or very weak SOC relative to the spin-splitting, rendering the spin degree of freedom the correct quantum number within the Boltzmann equation. Here, $\langle f_\eta^\sigma \rangle$ is the equilibrium distribution function in the reference frame moving with the SAW, which will also depend on the local quasiparticle density $N_\eta(\mathbf{r}, t)$. Furthermore, τ_η is the (spin-independent) relaxation time and $\mathbf{v}_{\eta\mathbf{k}}^\sigma \equiv \partial\omega_{\eta\mathbf{k}}^\sigma / \partial\mathbf{k}$ is the quasiparticle velocity.

The main force on the electrons results from the piezoelectric field, \mathbf{E}_{PZ} . Furthermore, the mobility of the electrons results in an induced electric field, \mathbf{E}_i , as a function of the electron density through $\epsilon_0 \nabla \cdot (\epsilon(z)\mathbf{E}_i) = \rho$, with ϵ_0 the vacuum permittivity and $\epsilon(z)$ the relative permittivity of the environment, i.e., in this case a piezoelectric with relative permittivity ϵ_{PZ} below and the vacuum above. The charge density is given by $\rho = e[N_e(\mathbf{r}, t) - n]$ inside the altermagnet, where n is the equilibrium electron density. Thus,

$\mathbf{E}_i = -ie \sum_{\mathbf{q}} e^{-iq \cdot \mathbf{r}} \mathbf{q} (N - n) / (q\epsilon_0(1 + \epsilon))$, where the local electron density is induced by the fluctuations up to first order by the piezoelectric field. Here we have assumed that the charge is distributed homogeneously along the z axis, which is a valid assumption if the penetration depth of the SAW is much larger than the film thickness [28]. Here $\epsilon = (\epsilon_{\text{PZ}} + 1)/2$ is the average relative permittivity. Thus, we have $\mathbf{F}_e = e\mathbf{E}$, with $\mathbf{E} = \mathbf{E}_{\text{PZ}} + \mathbf{E}_i$.

The magnons, on the other hand, are electrically neutral, and thus the main force on them is the lattice deformation [29]. The lattice deformation can be separated into slow and fast components, where slow and fast are defined relative to the spatial modulation of the magnon wave packet with wave number \mathbf{k} . For $k \gg q$, the lattice deformation acts as an effective force, whereas if $k \ll q$ the lattice deformation acts as a scattering potential [30], entering the collision integral in the Boltzmann equation as phonon-magnon scattering. It is not possible to definitely separate these two processes, and a semiclassical magnon wave packet with a wavelength comparable to \mathbf{q} is in fact ill-defined [27]. However, both the SAW and the magnons have a linear dispersion for the applicable wavevector range, but with different velocities, and thus magnon-phonon scattering is forbidden. We therefore disregard magnon-phonon scattering and incorporate the lattice deformation only as an effective force on the short-wavelength magnons. The primary force is the strain modulation of the bond length between atomic moments, modulating the effective exchange interaction [31] and thus generating an effective force $\mathbf{F} = -\nabla_{\mathbf{r}} H_{\text{strain}}$, where H_{strain} is the effective magnon strain Hamiltonian, which we derive in Sec. V in the supplementary material (SM) [25].

Having obtained the forces on both the electrons and magnons, we solve the Boltzmann equation to find a DC response. Since the forces have a finite frequency set by the SAW frequency ω , the time average of the force vanishes and there is no first order DC response to \mathbf{F} . Following Ref. [11], we therefore expand up to second order the distribution function $f_\eta^\sigma = f_{\eta 0}^\sigma + f_{\eta 1}^\sigma + f_{\eta 2}^\sigma$, the local equilibrium distribution function $\langle f_\eta^\sigma \rangle = f_{\eta 0}^\sigma + (n_{\eta 1}^\sigma + n_{\eta 2}^\sigma) \frac{\partial f_\eta^\sigma}{\partial n_\eta}$ and the local electron density $N_\eta(\mathbf{r}, t) = f_{\eta 0}^\sigma + (n_{\eta 1}^\sigma + n_{\eta 2}^\sigma) \frac{\partial f_\eta^\sigma}{\partial n_\eta} + \frac{1}{2}(n_{\eta 1}^\sigma + n_{\eta 2}^\sigma) \frac{\partial^2 f_\eta^\sigma}{\partial n_\eta^2}$. Here $f_{\eta 0}^\sigma$ is the equilibrium distribution function, which will be the Fermi-Dirac distribution, $f_{e0}^\sigma = 1 / (\exp[(\hbar\omega_{e\mathbf{k}}^\sigma - \mu_e) / k_B T] + 1)$ for electrons, and the Bose-Einstein distribution $f_{m0}^\sigma = 1 / (\exp[(\hbar\omega_{m\mathbf{k}}^\sigma - \mu_m) / k_B T] - 1)$ for magnons. We have parameterized the magnon non-equilibrium distribution through a magnon chemical potential, which is possible at timescales slower than the fast exchange-driven magnon-magnon scattering [32]. We neglect possible changes in temperature, assuming the SAW power to be too small to induce any heating.

We will only sketch the derivation here, and relegate the detailed derivation to Secs. I and II in the SM. For the electrons, we first calculate the first-order response, and find a current $j_{e(\omega)}^\sigma$ of quasiparticles with spin σ at frequency ω . This current $j_{e(\omega)}^\sigma$ will induce an electron density n_{e1}^σ , which generates the

induced electric \mathbf{E}_i , describing the Thomas-Fermi screening of the piezoelectric field. From the obtained current $j_{e(\omega)}^\sigma$ and the induced field \mathbf{E}_i we can now solve for the second-order current, which will have two contributions: a rectified direct current $j_{e(0)}^\sigma$ and a higher harmonic current $j_{e(2\omega)}^\sigma$ at frequency 2ω .

For the magnonic response, we follow the same derivation, with $\mathbf{F} = -\nabla_r H_{\text{strain}}$ as the force on the magnons; details are shown in Secs. III-V in the SM [25]. There is no magnon analogue of the induced electric field \mathbf{E}_i , and thus no direct screening. There will however be a screening induced by the diffusion of magnons.

Spin currents. We work at room temperature, where the thermal energy $k_B T$ is much smaller than the electron Fermi energy, and we can thus consider the electrons to be at zero temperature. The magnons on the other hand, are non-conserved bosonic quasiparticles, and we thus consider the magnons at $T = 300$ K, and we approximate the Bose-Einstein distribution function as $e^{-(\epsilon_k^\sigma - \mu^{(n)})/k_B T}$. We furthermore continue in the limit of $\omega\tau_\eta \ll 1$, $v_{\eta k}^\sigma \cdot \mathbf{q} \ll 1$ for both electrons and magnons with either spin σ , where $v_{\eta k}^\sigma$ is the Fermi velocity for electrons and the thermal group velocity for magnons. This limit can be reasonably achieved given the frequency and velocity mismatch between SAWs and electrons and magnons.

Because of the spin-split nature of both the magnon and electron dispersion in an altermagnet, this current will be spin-polarized, with an anisotropy following the altermagnetic symmetry. In what follows, we will consider the setup as shown in Fig. 1, where the SAW is coming at an angle θ with respect to the altermagnetic crystallographic axis. We assume the Néel vector to lie along the y -axis, such that the spin current along the film normal is also polarized along y , as was recently achieved in RuO₂ thin films [21]. Therefore, in the heavy metal layer, the inverse spin Hall effect will generate a charge current and voltage along x , if leads are attached [1].

The SAW will also directly drag a charge current along x in the heavy metal layer through the conventional acoustoelectric effect [9, 10]. In addition, the out-of-plane deformation u_{xz} and piezoelectric field E_z will drive a charge current along z . Both effects will however be a constant contribution as a function of SAW angle θ , and can therefore be isolated through varying this angle, as discussed in Sec. VIII in the SM [25].

In addition, we make use of the fact that $\alpha_e < \hbar^2/2m^*$ and $\alpha_m k_T < v_s$, where $k_T = k_B T/v_s$ is the thermal magnon wave vector, and thus we expand the result up to first order in α and α_m . This allows us to obtain closed analytical expressions for the currents. In metallic altermagnetic films we find a transverse spin current carried by electrons,

$$\tilde{j}_{e;s(0)}^\sigma = -\frac{\tau_e q \sigma_e^0}{\hbar^2 \omega} \frac{|E|^2}{1 + \zeta_e^2} \alpha_e \cos \theta. \quad (4)$$

Here σ_e^0 is the spin-independent electrical conductivity and $\zeta_e \equiv v^* q/\omega$ is a dimensionless parameter describing the in-

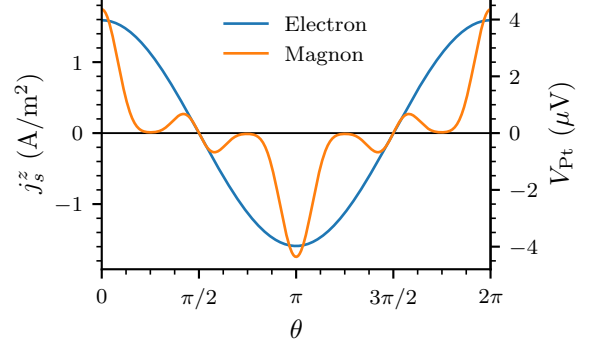


FIG. 2. The transverse spin current (left axis) and the resulting voltage in the Platinum (right axis) as a function of the angle of the SAW to the crystallographic axis. Results shown for altermagnetic films with thickness $d = 10$ nm and SAW frequency $\omega/2\pi = 0.5$ GHz.

duced field response, where $v^* = \sigma_e^0 d/\epsilon_0(1 + \epsilon)$ is the velocity of charge spreading.

In insulating altermagnetic films we find the transverse spin current carried by magnons as

$$\tilde{j}_{m;s(0)}^\sigma = -\frac{\tau_m}{\hbar^2} \frac{\partial \mu_m}{\partial n_m} \frac{q \sigma_m^0}{\omega} \frac{|F_{\text{eff}}|^2}{1 + \chi_m} \alpha_m h(\theta) \cos \theta, \quad (5)$$

where $F_{\text{eff}} \equiv (k_B T)^2 \beta_m u_0 q^2 / (\pi v_s)^{3/2}$ is the effective force, with β_m the magnetic Grüneisen parameter [33] and u_0 the deformation amplitude. $h(\theta) \equiv 30.7 + 0.834\varrho + 38.6 \cos 4\theta + 8.11 \cos 8\theta$ incorporates an additional eight-fold rotational symmetry due to the fact that the coupling between a strain component $u_{\alpha\beta}$ and an exchange bond along \mathbf{r} goes as $(\hat{\alpha} \cdot \hat{r})(\hat{\beta} \cdot \hat{r})$. Therefore we capture the four-fold rotational symmetry of the crystal lattice, becoming an eight-fold rotational symmetry in the second-order response. Here, ϱ is a dimensionless piezoelectric coupling factor, which relates the strain components u_{xy} and u_{yz} . There is no magnon analogue of the induced field, but diffusion is allowed and thus $\chi_m = q^2 \sigma_m^0 (\partial \mu_m / \partial n_m) / \omega$. Finally, $\partial \mu_m / \partial n_m = \pi^2 v_s^3 / (k_B T)^2$ is the change in magnon chemical potential μ_m as the magnon density n_m is varied.

In addition to the second order DC response, the setup as described here also generates higher-order harmonics, which could be measured through a lock-in technique. The first higher harmonic is at frequency 2ω , and generates a transverse electron spin current, $\tilde{j}_{e;s(2\omega)}^\sigma = \frac{1 - \zeta_e^2}{1 + \zeta_e^2} \tilde{j}_{e;s(0)}^\sigma$ and magnon spin current $\tilde{j}_{m;s(2\omega)}^\sigma = \tilde{j}_{m;s(0)}^\sigma$.

Results. Having obtained closed expressions for the transverse spin current, we now calculate the expected spin current, assuming the metallic thin film to be RuO₂. The electron band structure of the magnetic state has been calculated by *ab initio* calculations [3, 5, 7, 34], from which we find $m^* = 0.4m_e$, $\alpha = 0.4\hbar^2/2m^*$, where m_e is the electron mass. In thin films, the electron carrier density and conductivity have been measured to be $n = 1.5 \times 10^{28} \text{ m}^{-3}$ and $\sigma_e^0 = 10^6 \text{ S/m}$ [35], such that $\tau_e = \sigma_e^0 m^* / ne^2 \approx 2$ fs in the Drude approximation.

For the estimate of the magnon effect in insulating altermagnets, we assume a rutile-based insulating altermagnet, taking the exchange parameters calculated for RuO_2 [20], such that $v_s = 45 \text{ meV \AA}$ and $\alpha_m = 1.2 \text{ meV nm}^2$; see also Sec. IV in the SM [25]. To estimate the magnon lifetime, we assume a damping rate of $\gamma^{-1} = 10^{-3}$ and find for the thermal magnons $\tau_m = \gamma\hbar/(2k_B T) \approx 13 \text{ ps}$. Additionally, we assume that $\sigma_m \times e^2 = 10^5 \text{ S/m}$, in accordance with measurements of the magnon conductivity in insulating antiferromagnets [36]. We take the typical value of $\beta_m \approx -10/3$ for the magnetic Grüneisen parameter, which is valid in a wide range of materials [31, 33, 37].

We assume the piezoelectric substrate to be LiNbO_3 , and give further details of the BG SAW in Sec. VII in the SM [25]. Important here is the sound velocity, $s \approx 4 \text{ km/s}$, the proportionality constant $c_{PZ} \approx 14 \text{ V/nm}$, the piezoelectric coupling factor $\varrho \approx 0.57$ and the SAW intensity given by $I_0 = I_\omega \omega$, where $I_\omega \approx 4 \text{ mW/(mGHz)}$. At $\omega/2\pi = 0.5 \text{ GHz}$, this corresponds to an electric field of 70 kV/m and an average deformation of the unit cell of $10^{-6}a$.

In what follows, we show the transverse spin current and the resulting voltage in the heavy metal layer. We assume the heavy metal layer to be 5 nm thick Platinum, with Hall angle $\theta_H = 0.1$ [38], forming a Hall bar with sides of $l_x = l_y = 500 \mu\text{m}$. The induced open circuit voltage along \hat{x} by a transverse spin current j_s is then $V_{\text{Pt}} = \theta_H j_s A R$, where $R = \rho l_x / (l_y d)$, with $\rho = 50 \mu\Omega\text{cm}$ the resistivity of Platinum [38] and $A = l_x l_y$; see Sec. VI in the SM [25].

We show the angle dependency of the transverse spin current in Fig. 2, as the SAW is rotated around the altermagnetic sample, showing the spin current generated in a metallic and insulating thin film with thickness $d = 10 \text{ nm}$. We first observe that the transverse spin current displays the same d -wave symmetry as the altermagnetic crystal, such that the transverse spin current is zero for SAWs travelling along the high-symmetry planes $\theta = \pm\pi/2$ and is maximized for $\theta \in [0, \pi]$. The magnon spin current has an additional eight-fold symmetry, related to the four-fold rotational symmetry of the nearest-neighbor bonds in rutile compounds, which becomes an eight-fold symmetry in second response.

We also observe from Fig. 3 that the magnonic and electronic contributions are of comparable amplitude, which *a priori* might seem surprising. This can however be attributed to the fact that the electron system is highly efficient in screening the induced first-order current, parameterized by ζ_e . For the parameters used here, $\zeta_e \approx 10^4$, which thus suppresses the second-order electron current by eight orders of magnitude. For the magnons on the other hand, no screening through charge spreading exists and only the diffusion screens the first-order current. This is parameterized by χ_m , but $\chi_m \approx 10^{-4}$ for the parameters used here. The electron screening is even stronger for thicker metallic films, as discussed in Sec. IX in the SM [25].

In Fig. 3 we show the transverse spin current for electrons and magnons as a function of the SAW frequency, ω . The top axis shows the SAW intensity, which is linear in ω . We

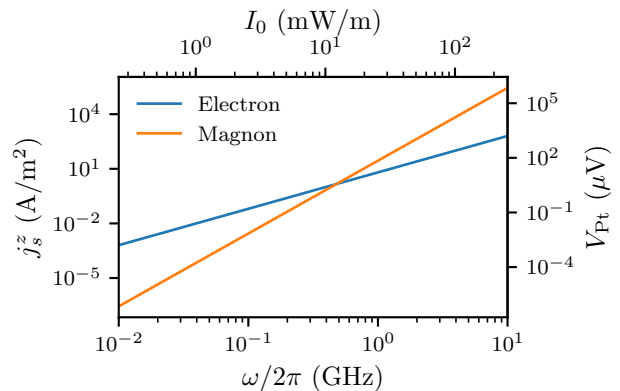


FIG. 3. The transverse spin current, as a function of SAW frequency ω . The top axis shows the SAW intensity I_0 .

observe a different scaling as ω for the induced magnon ($\propto \omega^4$) and electron ($\propto \omega^2$) current. This difference can be traced to the effective force on the magnons, which follows from the strain modulating the exchange bond strengths. This force is proportional to q^2 , as opposed to the electric field, which goes as q . (Note that $q = \omega s$.)

Conclusion and discussion. We have shown that it is possible to excite electron and magnon spin currents through a surface acoustic wave in metallic and insulating altermagnetic thin films, offering broad material applicability and a novel way to detect the spin splitter effect in insulating altermagnetic thin film. For realistic parameters, we have predicted that the spin currents can be measured through the inverse spin Hall effect in a heavy metal layer. Finally, we have shown that the SAW frequency can be used to tune electron and magnon responses.

Under experimental conditions, an altermagnetic thin film is most likely composed of multiple domains [39]. This could potentially reduce the signal, but recent experiments indicate that high-enough quality samples retain a finite anomalous Hall response, which can be attributed to the altermagnetic splitting [40, 41].

In real materials, the SOC will allow for spin-flip scattering processes, but these will typically scale with the strength of the SOC, which is not necessarily strong in altermagnets—since no relativistic effects are required for the band splitting. The SOC would also contribute to the spin splitting through the spin Hall effect (SHE) in the metallic altermagnet, but this can be isolated through symmetry considerations [21].

We thank Mathias Weiler for stimulating discussions. This work is in part funded by the Deutsche Forschungsgemeinschaft (DFG, German Research Foundation) – Project No. 504261060 (Emmy Noether Programme), and TRR 288-422213477 (project A09). P. G. acknowledges financial support from an Alexander von Humboldt postdoctoral fellowship.

* pgunnink@uni-mainz.de

- [1] J. Sinova, S. O. Valenzuela, J. Wunderlich, C. H. Back, and T. Jungwirth, Spin Hall effects, *Reviews of Modern Physics* **87**, 1213 (2015).
- [2] A. Manchon, J. Železný, I. M. Miron, T. Jungwirth, J. Sinova, A. Thiaville, K. Garello, and P. Gambardella, Current-induced spin-orbit torques in ferromagnetic and antiferromagnetic systems, *Reviews of Modern Physics* **91**, 035004 (2019).
- [3] L. Šmejkal, J. Sinova, and T. Jungwirth, Beyond Conventional Ferromagnetism and Antiferromagnetism: A Phase with Non-relativistic Spin and Crystal Rotation Symmetry, *Physical Review X* **12**, 031042 (2022).
- [4] L. Šmejkal, R. González-Hernández, T. Jungwirth, and J. Sinova, Crystal time-reversal symmetry breaking and spontaneous Hall effect in collinear antiferromagnets, *Science Advances* **6**, eaaz8809 (2020).
- [5] L. Šmejkal, J. Sinova, and T. Jungwirth, Emerging Research Landscape of Altermagnetism, *Physical Review X* **12**, 040501 (2022).
- [6] M. Naka, S. Hayami, H. Kusunose, Y. Yanagi, Y. Motome, and H. Seo, Spin current generation in organic antiferromagnets, *Nature Communications* **10**, 4305 (2019).
- [7] R. González-Hernández, L. Šmejkal, K. Výborný, Y. Yahagi, J. Sinova, T. Jungwirth, and J. Železný, Efficient Electrical Spin Splitter Based on Nonrelativistic Collinear Antiferromagnetism, *Physical Review Letters* **126**, 127701 (2021).
- [8] K. Sourounis and A. Manchon, *Efficient Generation of Spin Currents in Altermagnets via Magnon Drag* (2024), [arXiv:2411.14803 \[cond-mat\]](https://arxiv.org/abs/2411.14803).
- [9] R. H. Parmenter, The Acousto-Electric Effect, *Physical Review* **89**, 990 (1953).
- [10] G. Weinreich and H. G. White, Observation of the Acoustoelectric Effect, *Physical Review* **106**, 1104 (1957).
- [11] A. V. Kalameitsev, V. M. Kovalev, and I. G. Savenko, Valley Acoustoelectric Effect, *Physical Review Letters* **122**, 256801 (2019).
- [12] K. Sonowal, A. V. Kalameitsev, V. M. Kovalev, and I. G. Savenko, Acoustoelectric effect in two-dimensional Dirac materials exposed to Rayleigh surface acoustic waves, *Physical Review B* **102**, 235405 (2020).
- [13] P. Bhalla, G. Vignale, and H. Rostami, Pseudogauge field driven acoustoelectric current in two-dimensional hexagonal Dirac materials, *Physical Review B* **105**, 125407 (2022).
- [14] V. I. Talyanskii, J. M. Shilton, M. Pepper, C. G. Smith, C. J. B. Ford, E. H. Linfield, D. A. Ritchie, and G. A. C. Jones, Single-electron transport in a one-dimensional channel by high-frequency surface acoustic waves, *Physical Review B* **56**, 15180 (1997).
- [15] K. Uchida, H. Adachi, T. An, T. Ota, M. Toda, B. Hillebrands, S. Maekawa, and E. Saitoh, Long-range spin Seebeck effect and acoustic spin pumping, *Nature Materials* **10**, 737 (2011).
- [16] K. Uchida, H. Adachi, T. An, H. Nakayama, M. Toda, B. Hillebrands, S. Maekawa, and E. Saitoh, Acoustic spin pumping: Direct generation of spin currents from sound waves in Pt/Y₃Fe₅O₁₂ hybrid structures, *Journal of Applied Physics* **111**, 053903 (2012).
- [17] H. Adachi, K.-i. Uchida, E. Saitoh, and S. Maekawa, Theory of the spin Seebeck effect, *Reports on Progress in Physics* **76**, 036501 (2013).
- [18] K.-i. Uchida, T. An, Y. Kajiwara, M. Toda, and E. Saitoh, Surface-acoustic-wave-driven spin pumping in Y₃Fe₅O₁₂/Pt hybrid structure, *Applied Physics Letters* **99**, 212501 (2011).
- [19] R. Sano, Y. Ominato, and M. Matsuo, Acoustomagnonic Spin Hall Effect in Honeycomb Antiferromagnets, *Physical Review Letters* **132**, 236302 (2024).
- [20] L. Šmejkal, A. Marmodoro, K.-H. Ahn, R. González-Hernández, I. Turek, S. Mankovsky, H. Ebert, S. W. D'Souza, O. Šipr, J. Sinova, and T. Jungwirth, Chiral Magnons in Altermagnetic RuO₂, *Physical Review Letters* **131**, 256703 (2023).
- [21] C.-T. Liao, Y.-C. Wang, Y.-C. Tien, S.-Y. Huang, and D. Qu, Separation of Inverse Altermagnetic Spin-Splitting Effect from Inverse Spin Hall Effect in RuO₂, *Physical Review Letters* **133**, 056701 (2024).
- [22] T. Kawada, M. Kawaguchi, T. Funato, H. Kohno, and M. Hayashi, Acoustic spin Hall effect in strong spin-orbit metals, *Science Advances* **7**, eabd9697 (2021).
- [23] J. L. Bleustein, A new surface wave in piezoelectric materials, *Applied Physics Letters* **13**, 412 (1968).
- [24] Yu. V. Gulyaev, Electroacoustic surface waves in solids, *JETP Letters* **9**, 37 (1969).
- [25] See Supplemental Material at [URL will be inserted by publisher] for details on the derivation of the spin current in the metallic and insulating altermagnet, the detection of the transverse spin current, the surface acoustic wave, the z-component of the electric field and thickness effects. Contains Refs. [42–49].
- [26] L. Dreher, M. Weiler, M. Pernpeintner, H. Huebl, R. Gross, M. S. Brandt, and S. T. B. Goennenwein, Surface acoustic wave driven ferromagnetic resonance in nickel thin films: Theory and experiment, *Physical Review B* **86**, 134415 (2012).
- [27] M. P. Marder, *Condensed matter physics*, 2nd ed. (Wiley, Hoboken, N.J., 2010).
- [28] J. Lee and H. N. Spector, Dielectric function for a quasi-two-dimensional semiconducting system, *Journal of Applied Physics* **54**, 6989 (1983).
- [29] A. G. Gurevich and G. A. Melkov, *Magnetization oscillations and waves* (CRC Press, Boca Raton, 1996).
- [30] M. Weiler, H. Huebl, F. S. Goerg, F. D. Czeschka, R. Gross, and S. T. B. Goennenwein, Spin Pumping with Coherent Elastic Waves, *Physical Review Letters* **108**, 176601 (2012).
- [31] S. Streib, N. Vidal-Silva, K. Shen, and G. E. W. Bauer, Magnon-phonon interactions in magnetic insulators, *Physical Review B* **99**, 184442 (2019).
- [32] L. J. Cornelissen, K. J. H. Peters, G. E. W. Bauer, R. A. Duine, and B. J. van Wees, Magnon spin transport driven by the magnon chemical potential in a magnetic insulator, *Physical Review B* **94**, 014412 (2016).
- [33] D. Bloch, The 10/3 law for the volume dependence of superexchange, *Journal of Physics and Chemistry of Solids* **27**, 881 (1966).
- [34] K.-H. Ahn, A. Hariki, K.-W. Lee, and J. Kuneš, Antiferromagnetism in RuO₂ as d-wave Pomeranchuk instability, *Physical Review B* **99**, 184432 (2019).
- [35] T. Tschirner, P. Keßler, R. D. Gonzalez Betancourt, T. Kotte, D. Kriegner, B. Büchner, J. Dufouleur, M. Kamp, V. Jovic, L. Šmejkal, J. Sinova, R. Claessen, T. Jungwirth, S. Moser, H. Reichlova, and L. Veyrat, Saturation of the anomalous Hall effect at high magnetic fields in altermagnetic RuO₂, *APL Materials* **11**, 101103 (2023).
- [36] R. Lebrun, A. Ross, S. A. Bender, A. Qaiumzadeh, L. Baldrati, J. Cramer, A. Brataas, R. A. Duine, and M. Kläui, Tunable long-distance spin transport in a crystalline antiferromagnetic iron oxide, *Nature* **561**, 222 (2018).
- [37] G. A. Samara and A. A. Giardini, Effect of Pressure on the Néel Temperature of Magnetite, *Physical Review* **186**, 577 (1969).

- [38] H. L. Wang, C. H. Du, Y. Pu, R. Adur, P. C. Hammel, and F. Y. Yang, Scaling of Spin Hall Angle in 3d, 4d, and 5d Metals from $\text{Y}_3\text{Fe}_5\text{O}_{12}$ /Metal Spin Pumping, *Physical Review Letters* **112**, 197201 (2014).
- [39] O. J. Amin, A. Dal Din, E. Golias, Y. Niu, A. Zakharov, S. C. Fromage, C. J. B. Fields, S. L. Heywood, R. B. Cousins, F. Maccherozzi, J. Krempaský, J. H. Dil, D. Kriegner, B. Kiraly, R. P. Campion, A. W. Rushforth, K. W. Edmonds, S. S. Dhesi, L. Šmejkal, T. Jungwirth, and P. Wadley, Nanoscale imaging and control of altermagnetism in MnTe, *Nature* **636**, 348 (2024).
- [40] S. G. Jeong, S. Lee, B. Lin, Z. Yang, I. H. Choi, J. Y. Oh, S. Song, S. Wook Lee, S. Nair, R. Choudhary, J. Parikh, S. Park, W. S. Choi, J. S. Lee, J. M. LeBeau, T. Low, and B. Jalan, *Metallicity and Anomalous Hall Effect in Epitaxially-Strained, Atomically-thin RuO_2 Films* (2025), arXiv:2501.11204 [cond-mat].
- [41] H. Reichlova, R. Lopes Seeger, R. González-Hernández, I. Kounta, R. Schlitz, D. Kriegner, P. Ritzinger, M. Lamm, M. Leiviskä, A. Birk Hellenes, K. Olejník, V. Petříček, P. Doležal, L. Horak, E. Schmoranzero, A. Badura, S. Bertaina, A. Thomas, V. Baltz, L. Michez, J. Sinova, S. T. B. Goennenwein, T. Jungwirth, and L. Šmejkal, Observation of a spontaneous anomalous Hall response in the Mn_5Si_3 *d*-wave altermagnet candidate, *Nature Communications* **15**, 4961 (2024).
- [42] T. Ando, A. B. Fowler, and F. Stern, Electronic properties of two-dimensional systems, *Reviews of Modern Physics* **54**, 437 (1982).
- [43] C. Kittel and C. Y. Fong, *Quantum theory of solids*, 2nd ed. (Wiley, New York, 1987).
- [44] N. W. Ashcroft and N. D. Mermin, *Solid State Physics* (Saunders College Publishing, 1976).
- [45] A. Rückriegel, S. Streib, G. E. W. Bauer, and R. A. Duine, Angular Momentum Conservation and Phonon Spin in Magnetic Insulators, *Physical Review B* **101**, 104402 (2020).
- [46] R. E. Troncoso, S. A. Bender, A. Brataas, and R. A. Duine, Spin transport in thick insulating antiferromagnetic films, *Physical Review B* **101**, 054404 (2020).
- [47] S. M. Rezende, R. L. Rodríguez-Suárez, and A. Azevedo, Diffusive magnonic spin transport in antiferromagnetic insulators, *Physical Review B* **93**, 054412 (2016).
- [48] K. Yamanouchi and K. Shibayama, Propagation and Amplification of Rayleigh Waves and Piezoelectric Leaky Surface Waves in LiNbO_3 , *Journal of Applied Physics* **43**, 856 (1972).
- [49] R. S. Weis and T. K. Gaylord, Lithium niobate: Summary of physical properties and crystal structure, *Applied Physics A* **37**, 191 (1985).