

CoT-UQ: Improving Response-wise Uncertainty Quantification in LLMs with Chain-of-Thought

Boxuan Zhang
Purdue University
zhan5479@purdue.edu

Ruqi Zhang
Purdue University
ruqiz@purdue.edu

Abstract

Large language models (LLMs) excel in many tasks but struggle to accurately quantify uncertainty in their generated responses. This limitation makes it challenging to detect misinformation and ensure reliable decision-making. Existing uncertainty quantification (UQ) methods for LLMs are primarily prompt-wise rather than response-wise, often requiring multiple response samples, which incurs high computational costs. Moreover, LLMs have been shown to be overconfident, particularly when using reasoning steps to derive their answers. In this work, we propose *CoT-UQ*, a response-wise UQ framework that integrates LLMs' inherent reasoning capabilities through Chain-of-Thought (CoT) into the UQ process. CoT-UQ captures critical information during inference by extracting keywords from each reasoning step and assessing their importance to the final answer. This key reasoning information is then aggregated to produce a final uncertainty estimate. We conduct extensive experiments based on LLaMA Family with model sizes varying from 8B to 13B across logical and mathematical reasoning tasks. Experimental results demonstrate that CoT-UQ significantly outperforms existing UQ methods, achieving an average improvement of 5.9% AUROC compared to current UQ methods. The code is available at: <https://github.com/ZBox1005/CoT-UQ>

1 Introduction

Large language models (LLMs) have demonstrated groundbreaking capabilities across a variety of applications (Ouyang et al., 2022; Chowdhery et al., 2023; OpenAI, 2024b; DeepSeek-AI, 2025). Particularly, prompting techniques like Chain-of-Thought (CoT) (Wei et al., 2022) have significantly enhanced LLMs reasoning capabilities, ranging from multi-round conversation (Long, 2023; Chen et al., 2023), logical reasoning (Creswell et al., 2022; Duan et al., 2024b) and mathematical reasoning (Yao et al.,

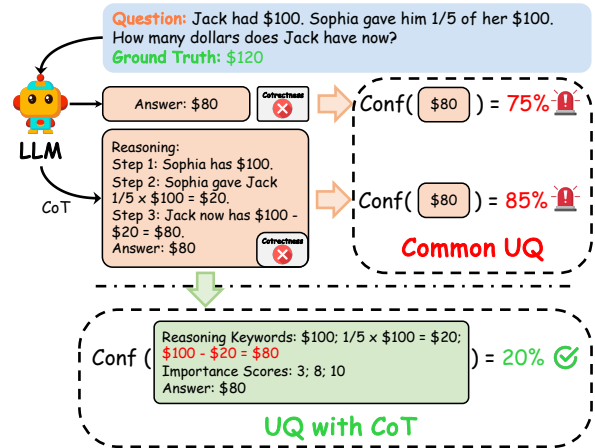


Figure 1: Comparison of existing UQ strategies with ours. Directly estimating the uncertainty of a generated incorrect answer leads to overconfidence, which is exacerbated by using CoT to derive the answer. We tackle this challenge by integrating CoT into the UQ process with keywords extraction and importance scores.

2024; Shao et al., 2024). However, LLMs often unpredictably hallucinate (Manakul et al., 2023), i.e., making plausible but incorrect statements (Ji et al., 2023), limiting their deployment in safety-critical applications (Clusmann et al., 2023).

To improve the reliability of LLMs, uncertainty quantification (UQ) has emerged as a key strategy for determining when humans can trust LLM-generated outputs. However, existing UQ methods for LLMs are primarily prompt-wise (Malinin and Gales, 2021; Kuhn et al., 2023; Ling et al., 2024). That is, uncertainty is calculated at the prompt level rather than for each individual response. These methods require multiple response samples per prompt, leading to high computational costs and inference time. Besides, some studies (Kadavath et al., 2022; Miao et al., 2023) propose leveraging an LLM's own ability to evaluate the uncertainty of its responses without relying on external knowledge. However, these approaches suffer from overconfidence issues, particularly when reasoning steps,

such as Chain-of-Thought (CoT), are used before deriving the final answer (Fu et al., 2025). Overconfidence has been attributed to the model’s inherent bias toward trusting its own outputs (Mielke et al., 2022; Lin et al., 2022).

To enable response-wise reliable UQ, we propose utilizing LLMs’ powerful reasoning capabilities in the UQ process. Our motivation comes from an intuitive insight: providing access to the reasoning path allows the model to use additional context for confidence calibration, leading to a more informed assessment of the final answer’s uncertainty. As illustrated in Figure 1, while LLMs tend to be overconfident in their generated answers, and using CoT can further amplify this issue, we hypothesize that incorporating key reasoning information into the UQ process can effectively mitigate inflated confidence scores, resulting in better-calibrated uncertainty estimates. This naturally raises a critical research question: *How can LLMs’ reasoning steps be utilized to improve uncertainty estimation?*

To answer this question, we propose a new framework, namely, Chain-of-Thought enhanced Uncertainty Quantification (CoT-UQ). At a high level, CoT-UQ provides response-wise uncertainty by integrating reasoning steps from CoT into the UQ process. Specifically, as illustrated in Figure 2, CoT-UQ leverages the LLM’s reasoning process to extract keywords from each inference step and assess their importance in determining the final answer. By incorporating this critical information, CoT-UQ achieves better-calibrated uncertainty estimation, either by aggregating token probabilities of extracted keywords or by integrating the reasoning path into the self-evaluation process.

We conducted extensive experiments to verify the effectiveness of our proposed framework. Under extensive evaluations, CoT-UQ achieves superior performance compared with different baselines, which reveals that LLMs have the potential to use their own reasoning to better express the trustworthiness of their generations. We also conduct a range of ablation studies and provide in-depth discussions via case studies. Our contributions can be summarized as the following:

- Conceptually, we introduce a novel perspective to quantify uncertainty for LLMs by leveraging LLM’s internal reasoning knowledge.
- Technically, we propose a new UQ framework, namely, Chain-of-Thought enhanced Uncertainty Quantification (CoT-UQ), which

integrates the reasoning knowledge into the UQ process through extracting keywords and evaluating corresponding importance scores.

- Empirically, we conduct extensive experiments on the LLaMA family across five datasets in two tasks and show that CoT-UQ achieves an average AUROC improvement of approximately 5.9% compared to baselines, which verifies the effectiveness of our method.

2 Related Works

2.1 Uncertainty Quantification in LLMs

Prior efforts to quantify uncertainty and confidence in LLMs can be categorized into four main approaches. The first approach is to derive calibrated confidence by examining agreement across multiple sampled responses (Malinin and Gales, 2021; Kuhn et al., 2023; Manakul et al., 2023; Tian et al., 2023a). However, as Qiu and Miikkulainen (2024) recently pointed out, these methods primarily quantify prompt-wise rather than response-wise uncertainty. While Qiu and Miikkulainen (2024) provides a method for response-wise uncertainty, it still relies on generating multiple response samples, making it computationally inefficient. The second approach is to leverage LLM’s own ability to evaluate the confidence of its responses, often through self-probing techniques (Kadavath et al., 2022; Tian et al., 2023b; Xiong et al., 2023). The third approach is to aggregate token probabilities of its generated response, which includes adopting traditional UQ methods (Xiao et al., 2022; Ye et al., 2024) and assigning importance weights to tokens (Duan et al., 2024a; Bakman et al., 2024). However, the above two approaches still suffer from overconfidence due to the model’s inherent bias to trust its own outputs (Mielke et al., 2022; Lin et al., 2022). The fourth approach is to fine-tune the original LLM to calibrate its confidence (Lin et al., 2022; Kapoor et al., 2024). However, the model-specific tuning has limited their applications to new scenarios. In contrast to these four approaches, the proposed CoT-UQ is a response-wise UQ method that does not require response sampling or model-specific tuning. Instead, it leverages the LLM’s inherent reasoning abilities to calibrate uncertainty/confidence scores, making it readily generalizable to new tasks and models.

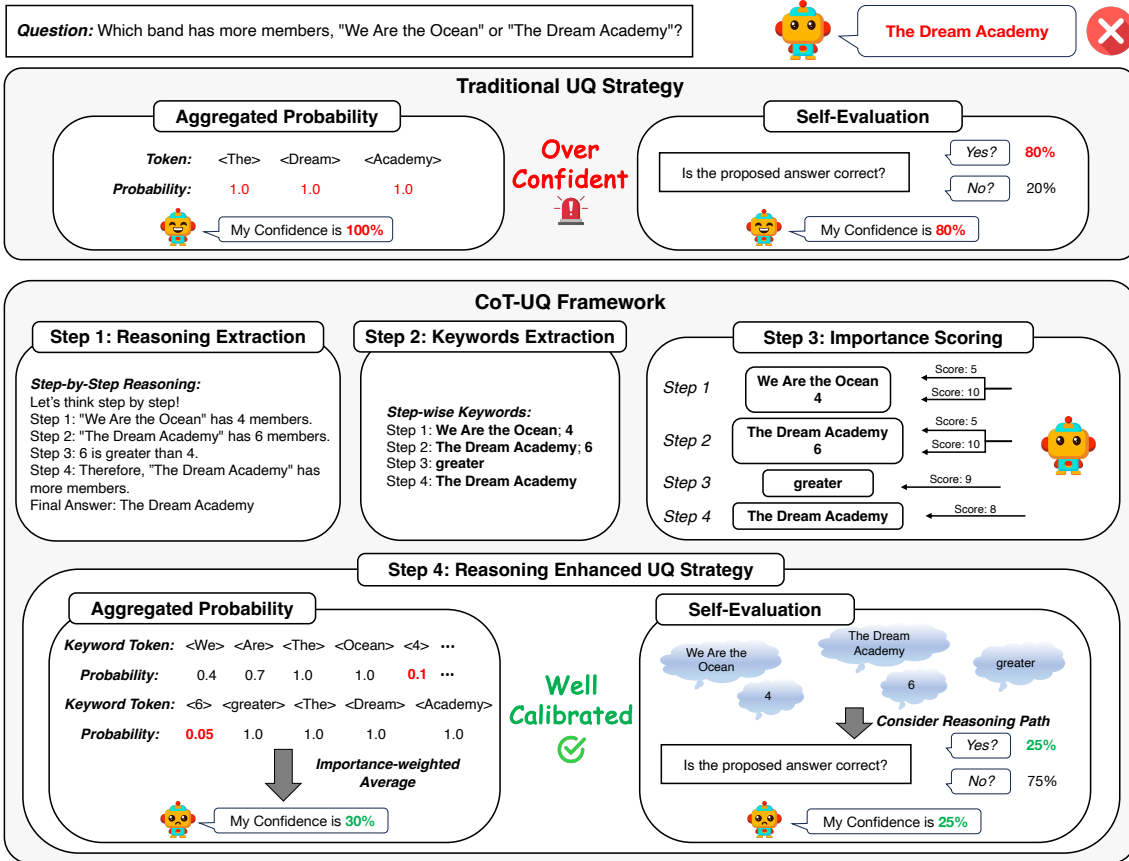


Figure 2: Illustration of our framework, CoT-UQ. Given a question and an incorrect response generated by an LLM, the *top* of the figure shows two common UQ strategies, which suffer from overconfidence issues. The *bottom* shows the four-step process of CoT-UQ: performing the reasoning process, extracting step-wise keywords, scoring the importance of keywords relative to the final answer, and leveraging reasoning information to enhance common UQ strategies. CoT-UQ leads to a better-calibrated response-wise uncertainty estimate.

2.2 Chain of Thought Reasoning in LLMs

To equip LLMs with capabilities to solve more complex and reasoning tasks, Wei et al. (2022) extended in-context learning by introducing the concept of Chain of Thought (CoT) through a step-by-step reasoning process. Kojima et al. (2022) found that simply adding a leading sentence “Let’s think step by step” to a cue allowed LLMs to perform zero-shot logical reasoning without any additional human prompts (Chu et al., 2023). Subsequently, CoT-SC (Wang et al., 2022) introduces a self-consistency strategy to replace the greedy decoding strategy. Feng et al. (2024) further reveals the underlying mechanisms behind CoT through a theoretical perspective. Liu et al. (2024) refines CoT by capturing relationships between entities to aid LLMs in understanding context. Although these studies highlight the importance of CoT in enhancing LLMs’ reasoning abilities in various situations, a recent study (Fu et al., 2025) observes that CoT can exacerbate the overconfident issues

in LLMs when only measuring the final answer. To the best of our knowledge, CoT-UQ is the first approach to integrate reasoning knowledge into the UQ process for LLMs.

3 Preliminaries

In this section, we briefly introduce the preliminaries of response-wise uncertainty quantification (UQ) in LLMs, including problem settings and two popular UQ strategies, namely aggregated probabilities and self-evaluation. Further details on these two strategies can be found in Appendix A.2.

Problem Setup. Given an LLM M , an input prompt p , and the output sequence $\hat{y} = [y_1, y_2, \dots, y_L]$, where L is the number of tokens generated by LLM, the task is to obtain a confidence score for users representing the probability that \hat{y} is correct. In the following, we illustrate the existing two paradigms for response-wise uncertainty quantification and analyze their limitations.

Aggregated Probabilities (AP). Previous works (Kadavath et al., 2022; Huang et al., 2023; Varshney et al., 2023) based on aggregated probabilities typically aggregate output token probabilities of the generated text tokens $\hat{y} = [y_1, y_2, \dots, y_L]$ to measure the LLM’s confidence for each response. For the type of aggregation techniques, we consider several methods following Orgad et al. (2024), including the mean and the minimum of these values. Formally, given an aggregation function $Aggr(\cdot)$, the confidence score c can be abstracted as,

$$c = Aggr\left(\mathbb{P}(y_i|p, y_1, \dots, y_{i-1})\right). \quad (1)$$

Self-Evaluation (SE). Self-evaluation strategies (Kadavath et al., 2022; Xiong et al., 2023) usually contain a two-stage process to elicit the confidence score from LLMs: 1) Using an input comprising of the question q combined with the prompt p to generate the text response \hat{y} . 2) Combining q and \hat{y} through a well-designed prompt p^t to instruct LLM to self-evaluate the correctness of \hat{y} . Among them, one representative baseline is P(True) (Kadavath et al., 2022). P(True) is straightforward yet effective by directly asking LLM whether the predicted \hat{y} is true or false to q via p^t and using the probability of “True” as confidence c , which is defined as follows,

$$c = \mathbb{P}(o = True), \quad \text{where } o = M(p^t(q, \hat{y})). \quad (2)$$

Although previous UQ methods using AP and SE have shown promising results, they often suffer from overconfidence, particularly when using Chain-of-Thought reasoning for complex tasks. In this work, we explore how to leverage the intrinsic reasoning capabilities of LLMs to mitigate overconfidence. Specifically, we propose extracting step-wise keywords from the model’s inference process and integrating this knowledge into AP and SE strategies to better assess the trustworthiness of LLM-generated outputs.

4 Methodology

In this section, we introduce our new framework, i.e., Chain-of-Thought enhanced Uncertainty Quantification (CoT-UQ), as illustrated in Figure 2. Unlike common UQ strategies that directly assess the confidence of the generated answer, CoT-UQ is a two-stage paradigm containing four steps during inference. The first three steps focus on refining multi-step reasoning by extracting keywords and

their corresponding importance scores to the final answer (Section 4.1). The fourth step illustrates how to integrate this crucial reasoning information into the two common UQ strategies (Section 4.2).

4.1 Stage 1: LLM Inference Refining

Step 1: Reasoning Extraction. We first instruct LLM to derive the reasoning for each response. Before inference, we add the step-wise Chain-of-Thought (CoT) prefix for prompting, i.e., “Let’s think step by step. Step 1:”. This ensures the model’s inference results are structured into multiple reasoning steps, with each step explicitly starting with “Step i ”. Upon completion of inference, we obtain a response \hat{y} for the question q , which contains a step-by-step reasoning $s_{1 \sim k} = s_1, \dots, s_k$ and a final answer a labeled with “Final Answer:”.

Step 2: Keywords Extraction. After obtaining the step-by-step inference $s_{1 \sim k}$ for each question-answer pair (q, a) , we choose to extract keywords from each step. Prior works generally consider the sum or average of all generated tokens (Slobodkin et al., 2023) to aggregate token-level uncertainty. However, these strategies potentially introduce redundant tokens, which can significantly compromise the accuracy of uncertainty scores. (Gupta et al., 2024). This motivates us to consider tokens from keywords, which better represent the most meaningful part of a reasoning step. Specifically, we request the LLM itself to complete the extraction, as LLMs have demonstrated information extraction capability (Ashok and Lipton, 2023; Orgad et al., 2024). Formally, we extract $n_i \geq 0$ keywords from each reasoning step $s_i \in s_{1 \sim k}$ (noted $n_i = 0$ means no effective keywords in a specific step, we explain this situation in Appendix B). The keywords set \mathcal{K} extracted from all steps can be formulated as,

$$\mathcal{K} = \bigcup_{i=1}^k \{w_j^i\}_{j=1}^{n_i}, \quad (3)$$

where $\{w_j^i\}_{j=1}^{n_i}$ are the keywords extracted from step i .

Step 3: Importance Scoring. Relying on the self-evaluation (Ren et al., 2023) capability, we instruct the LLM to rate the importance of the keywords in deriving the final answer in a few-shot in-context learning setup. We provide the context (question q , multi-step reasoning $s_{1 \sim k}$, and final answer a) combined with the keywords \mathcal{K} extracted in Step 2 to the LLM. Each keyword

will be scored by the LLM, ranging from 1 to 10, where 1 denotes the least critical and 10 is the most. For keywords that are more critical in the inference, i.e., require exact reasoning or imply vital elements to the final answer, we assign a higher score to this keyword. For instance, as shown in Figure 2, keywords that reveal the specific number of members in each band will get a higher importance score, even to 10, as they explicitly require reasoning and are crucially contributing to the final answer. After integrating with the corresponding importance score t , keywords set \mathcal{K} can be updated as,

$$\mathcal{K} = \bigcup_{i=1}^k \{(w_j^i, t_j^i)\}_{j=1}^{n_i}. \quad (4)$$

In the first three steps, we deconstructed the redundant reasoning steps into keywords containing the most meaningful and critical information and evaluated their respective importance towards reaching the final answer, formalizing them as a keywords set containing dualist formulation. In the next step, we will use these keywords to help enhance existing uncertainty quantification strategies.

4.2 Stage 2 / Step 4: Reasoning Enhanced Uncertainty Quantification Strategy

Given the extracted reasoning path $s_{1\sim k}$ and keywords set \mathcal{K} defined in Section 4.1, we aim to elicit the confidence c and mitigate overconfidence issues generally exist in common UQ strategies, *aggregated probabilities (AP)* and *self-evaluation (SE)*. We propose an integration method for each strategy to utilize the information provided by $s_{1\sim k}$ and \mathcal{K} .

Reasoning Enhanced Aggregated Probabilities (AP) Strategy. Compared to directly combining the token probabilities from output tokens, we choose to aggregate those from the extracted keywords to integrate the inference knowledge into the UQ process. Since the keywords are generally short in token length, and for the sake of comparison, we use the same aggregation techniques $Aggr(\cdot)$ introduced in Section 3 to aggregate the token probabilities of a single keyword into its prediction probability. Formally, given a single keyword w (text) with its corresponding token sequence $\hat{w} = [w_1, w_2, \dots, w_l]$ of length l , the probability of the keyword w can be formulated as,

$$p(\hat{w}) = Aggr(\mathbb{P}(w_m | p, w_1, \dots, w_{m-1})). \quad (5)$$

To consider their contributions to the final confidence, we propose to average the probabilities of keywords weighted by their importance scores. This ensures that more significant keywords have a greater influence on the final confidence estimation. The final confidence estimation can be formalized as follows:

$$c = \frac{\sum_{i=1}^k \sum_{j=1}^{n_i} t_j^i \cdot p(\hat{w}_j^i)}{\sum_{i=1}^k \sum_{j=1}^{n_i} t_j^i}. \quad (6)$$

Reasoning Enhanced Self-Evaluation (SE) Strategy.

We provide *four* approaches to instruct the LLM to consider the reasoning information during the self-evaluation of uncertainty. The first two methods, namely, *ALLSteps* and *ALLKeywords*, directly add the extracted reasoning steps $s_{1\sim k}$ or keywords set \mathcal{K} to the self-evaluation process. To highlight the role of relevant importance of extracted keywords, we further introduce *KEYStep* and *KEYKeywords* strategies. *KEYStep* proposes to consider the most important step, where the importance is calculated from the average of the importance scores from each reasoning step. *KEYStep* can be abstracted as follows,

$$s^* = \arg \max_{1 \leq i \leq k} \left(\frac{1}{n_i} \sum_{j=1}^{n_i} t_j^i \right). \quad (7)$$

Meanwhile, the goal of *KEYKeywords* is to exclude redundant keywords and shortlist the most critical ones based on their importance. We formulate it as,

$$\mathcal{K}^* = \bigcup_{i=1}^k \{(w_j^i, t_j^i) \mid t_j^i \geq \tau\}_{j=1}^{n_i}, \quad (8)$$

where τ is a threshold to filter the sub-critical keywords during self-evaluation. We discuss the sensitivity to this hyper-parameter in Section 5.3.

We include the above information in the self-evaluation prompt p^t through an additional instruction, termed *Considering <reasoning type> as additional information* (See Appendix B.2 for the concrete realization). Formally, given a type of reasoning knowledge $z \in \{s_{1\sim k}, s^*, \mathcal{K}, \mathcal{K}^*\}$, the self-evaluation process can be updated by the refined prompt p^r as,

$$c = \mathbb{P}(o = True), \text{ where } o = M(p^r(q, \hat{y}, z)). \quad (9)$$

Model	Strategy	Method	Logical Reasoning		Mathematical Reasoning		
			HotpotQA	2WikiMHQA	GSM8K	SVAMP	ASDiv
Llama 3.1-8B	AP	Probas-mean w/ CoT-UQ	53.73 62.01	56.80 65.22	53.17 63.64	53.94 59.83	58.34 64.52
		Probas-min w/ CoT-UQ	58.34 64.37	56.81 70.02	54.95 63.09	54.79 60.49	58.69 64.84
		TOKENSAR w/ CoT-UQ	53.57 61.07	56.92 65.38	54.46 65.10	55.01 62.11	58.71 66.91
	SE	P(True) w/ CoT-UQ	62.39 63.10	53.56 57.77	48.15 52.60	51.58 60.00	47.23 53.20
		Self-Probing w/ CoT-UQ	54.33 57.20	56.39 58.38	49.24 51.89	51.63 54.26	50.86 53.79
		Probas-mean w/ CoT-UQ	56.27 66.56	51.54 63.29	53.96 58.54	54.48 57.37	57.73 59.44
Llama 2-13B	AP	Probas-min w/ CoT-UQ	56.51 67.19	51.28 68.10	53.84 58.63	55.09 58.51	57.70 60.74
		TOKENSAR w/ CoT-UQ	57.33 66.29	51.08 64.03	54.82 59.61	55.06 58.41	58.37 61.23
		P(True) w/ CoT-UQ	51.13 57.10	47.52 53.52	46.06 52.59	46.36 56.87	48.02 56.10
	SE	Self-Probing w/ CoT-UQ	60.63 64.03	59.81 62.63	52.72 55.14	47.27 50.53	52.35 57.58
		Probas-mean w/ CoT-UQ	56.27 66.56	51.54 63.29	53.96 58.54	54.48 57.37	57.73 59.44
		Probas-min w/ CoT-UQ	56.51 67.19	51.28 68.10	53.84 58.63	55.09 58.51	57.70 60.74

Table 1: AUROC (\uparrow) comparison of Llama 3.1-8B and Llama 2-13B on various benchmarks for logical and mathematical reasoning tasks, where *AP* indicates *aggregated probabilities* and *SE* denotes *self-evaluation*.

5 Experiments

5.1 Experimental Setups

Datasets and Models. We consider the following reasoning scenarios: logical reasoning and mathematical reasoning, where existing UQ strategies suffer from overconfidence issues. Specifically, for logical reasoning, we use the HotpotQA dataset (Yang et al., 2018) and the 2WikiMultiHopQA dataset (Ho et al., 2020); for mathematical reasoning, we use the GSM8K dataset (Cobbe et al., 2021), the SVAMP dataset (Patel et al., 2021), and the AS-Div dataset (Miao et al., 2021). For models, we use Llama2-13B and Llama3.1-8B (Touvron et al., 2023). Details of dataset statistics are provided in Appendix A.1, while the implementation details of our method, including LLMs’ hyper-parameters and prompts are presented in Appendix B.

Evaluation Metric. Following the common evaluation approach in Kuhn et al. (2023), we use the Area Under the Receiver Operating Characteristic curve (AUROC) (Davis and Goadrich, 2006) to

evaluate the performance of UQ methods, which measures the likelihood that a positive sample will receive a higher discriminating score than a negative sample (Fawcett, 2006). A higher AUROC score indicates better performance, while a score of 0.5 implies random guessing.

Baseline Methods. We compare the proposed framework with various competitive uncertainty quantification baseline methods. As mentioned in Section 3, common response-wise UQ strategies include aggregated probabilities (*AP*) and self-evaluation (*SE*). For *AP*, inspired by (Kadavath et al., 2022; Guerreiro et al., 2022), we first investigate the most common aggregation techniques **Probas-mean** and **Probas-min**. We also consider the Token-level Shifting Attention to Relevance (**TOKENSAR**) (Duan et al., 2024a) that evaluates the relevance of each token in the final answer and assigns higher weights to more relevant tokens. For *SE*, we consider **P(True)** (Kadavath et al., 2022) and **Self-Probing** (Xiong et al., 2023) that directly asks LLM to evaluate the correctness of their generation

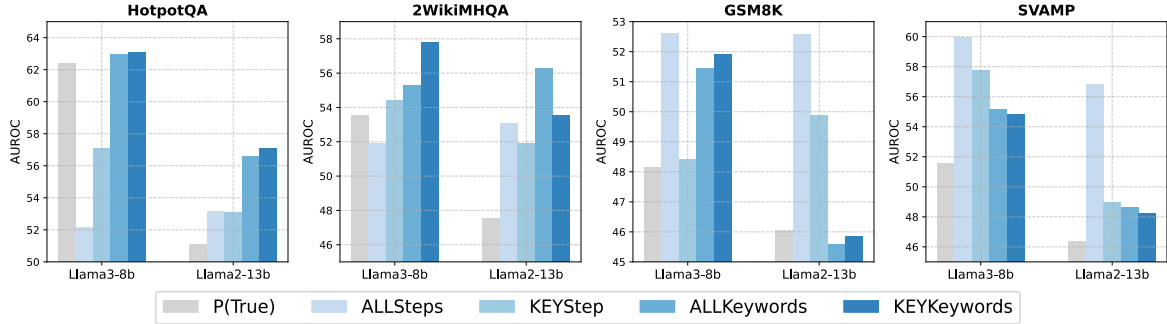


Figure 3: Comparison of different implementations of CoT-UQ for P(True). **KEYKeywords** is more effective for logical reasoning tasks (HotpotQA and 2WikiMultiHopQA), whereas **ALLSteps** works better for mathematical reasoning tasks (GSM8K and SVAMP).

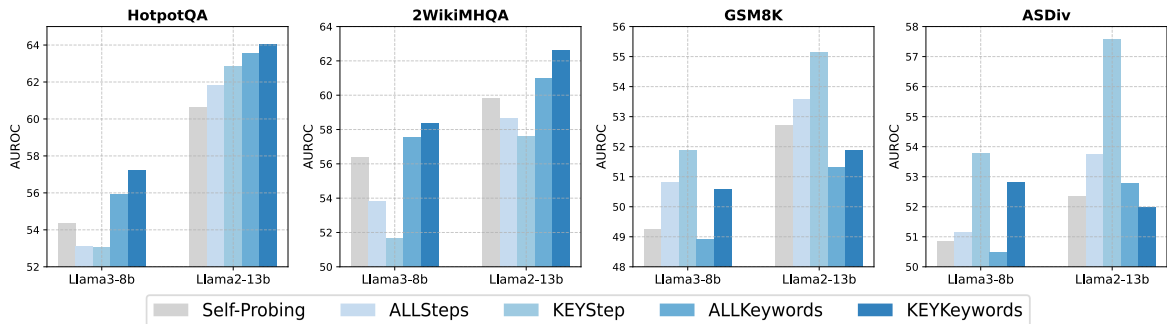


Figure 4: Comparison of different implementations of CoT-UQ based on Self-Probing. **KEYKeywords** consistently achieves better performance on logical reasoning tasks (HotpotQA and 2WikiMultiHopQA), while **KEYStep** performs better in mathematical reasoning (GSM8K and ASDiv).

via prompting. Details on the implementations of baseline methods are listed in Appendix A.2.

5.2 Main Results

The overall comparison results are presented in Table 1. We evaluate various baseline methods by comparing their performance with and without CoT-UQ. As shown in Table 1, CoT-UQ consistently improves UQ performance across all tasks and datasets. This demonstrates that incorporating reasoning into uncertainty quantification enables LLMs to provide more calibrated assessments of the trustworthiness of their generated outputs. In general, CoT-UQ achieves greater improvements when applied to *AP* strategies compared to *SE* strategies, particularly for **Probas-min**, where it increases AUROC by up to **16.8%**.

Aggregated Probabilities (AP). When comparing CoT-UQ with three *AP* strategies, our framework significantly outperforms them on the two logical reasoning datasets, HotpotQA and 2WikiMultiHopQA, achieving an average AUROC improvement of **+10.3%** across both models. Similarly, CoT-UQ improves performance on all three mathe-

tical reasoning benchmarks. It is worth noting that the recent work **TOKENSAR** gets limited improvements or even worse performance compared to **Probas-mean** on reasoning tasks, which may be caused by the limited length of the generated final answer in these tasks, especially in mathematical reasoning. CoT-UQ improves **TOKENSAR** significantly by aggregating keyword token probabilities, mitigating the impact of response length on uncertainty estimation.

Self-Evaluation (SE). For the comparison with *SE* strategies, we suggest different implementations of CoT-UQ across different reasoning tasks and *SE* strategies. Specifically, we propose **KEYKeywords** for both two *SE* strategies in logical reasoning tasks, **ALLSteps** for P(True) strategy and **KEYStep** for Self-Probing strategy in mathematical reasoning tasks. These suggestions are based on the observation that keywords extracted from mathematical reasoning tend to be overly simplistic (e.g., single digits) and lack informative content. As a result, step-level strategies, which retain rich contextual information, are more suitable. In contrast, keywords extracted from logical reasoning generally retain meaningful

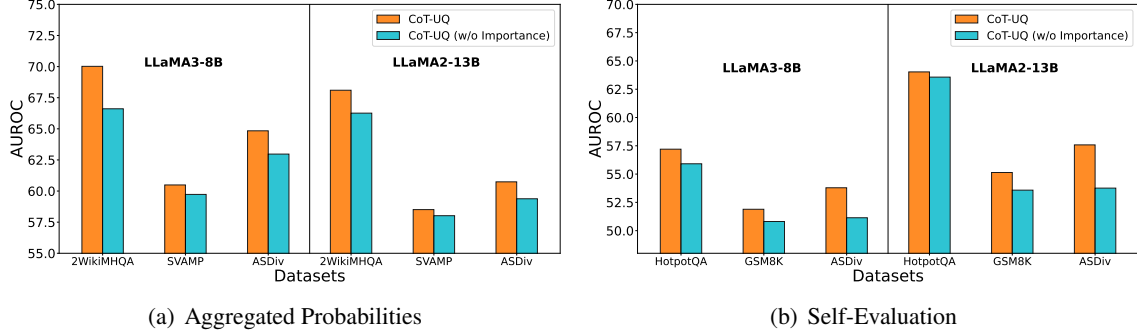


Figure 5: Effect of importance scoring in CoT-UQ. (a) AUROC comparison of aggregated probability (**Probas-min**). (b) AUROC comparison of self-evaluation (**Self-Probing**).

and logical information, while complete reasoning steps may introduce redundant content that harms the model’s judgment.

We report the results of recommended realizations in Table 1 and a detailed explanation and analysis for the above suggestions in Section 5.3. The results of these five datasets demonstrate an average of **+4.4%** improvement, highlighting the effectiveness of CoT-UQ compared to standard *SE* baselines. Notably, CoT-UQ applied to *SE* strategies shows a greater performance improvement in mathematical reasoning tasks (+5.3%) compared to logical reasoning tasks (+3.5%). This suggests that incorporating reasoning in UQ allows the model to identify critical errors in the thought process during self-evaluation, especially in mathematical problems where a single misstep can lead to incorrect conclusions. We provide detailed evidence and analysis via case studies in Appendix C.2.

5.3 Ablation and Future Discussions

In this section, we provide a thorough understanding of our CoT-UQ. Additional results and discussions (e.g., sensitivity to hyper-parameters and case studies) can be found in Appendix C.

Effect of Different Implementation of CoT-UQ in *SE* Strategies.

We observe an interesting trend: the transition from step-level implementations (*ALLSteps* and *KEYStep*) to keywords-level implementations (*ALLKeywords* and *KEYKeywords*) shows opposite trends in logical and mathematical reasoning tasks, as demonstrated in Figure 3 and Figure 4. Specifically, *ALLKeywords* and *KEYKeywords* perform significantly better than step-level techniques on HotpotQA and 2WikiMHQA datasets. This suggests that step-level information usually contains redundant words in logical reasoning tasks, and the keywords effectively filter out irrel-

evant information for uncertainty estimation. Conversely, *ALLSteps* consistently performs well when applied to $P(\text{True})$ on GSM8K and SVAMP datasets, and *KEYStep* performs similarly when applied to Self-Probing. However, keywords-level methods show suboptimal performance, or even worse than the standard SE on mathematical datasets. This may be attributed to the necessity of including sufficient context when assessing mathematical answers, rather than relying on a few scattered keywords.

Effect of Importance Scoring. The effects of the importance scoring step are summarized in Figure 5, where we employ Probas-min and Self-Probing to represent the *AP* and *SE* strategies, respectively. For *AP*, w/o importance indicates directly calculating the mean of probabilities from keywords. For *SE*, we use the specific implementations as above suggested for different reasoning tasks. For instance, we adopt the *KEYKeywords* for HotpotQA, and the *KEYStep* for mathematical reasoning benchmarks. Here, w/o importance in *SE* demotes the corresponding realizations start with *ALL*, i.e., *ALLKeywords* and *ALLSteps*. The results highlight the necessity of evaluating the respective importance metric for each keyword in our method.

6 Conclusion

In this paper, we introduce Chain-of-Thought enhanced Uncertainty Quantification (CoT-UQ), the first approach that leveraging LLM’s internal knowledge through CoT for uncertainty quantification. CoT-UQ consistently and significantly boosts the performance of current aggregated probabilities and self-evaluation strategies by using crucial information from the reasoning path. We conduct extensive experiments to validate the effectiveness of our framework and provide detailed ablation studies and discussions.

Ethics Statement

The datasets we used are sourced from the current public datasets. The prompts we used do not collect or use personal information or information from other individuals. Furthermore, they do not contain any sensitive words or oppose any individual or group. CoT-UQ has the potential to impact the credibility and reliability of LLMs, particularly in the context of reducing misinformation. LLMs have the potential to generate highly plausible but false information. Uncertainty quantification techniques can help distinguish between accurate and misleading outputs. Successfully addressing this issue can help prevent the spread of misinformation and mitigate its potential societal impact.

Limitations

Our methods require access to token logits. Although commercial LLM providers widely support token logits, this still might restrict the potential application of our methods in black-box scenarios. In addition, our framework is limited to the closed-ended question-answering domain, where a question has an objective ground-truth answer(s) so that we can justify the correctness of generated answer. Extensive analysis of CoT-UQ on open-ended question-answering tasks is beyond the scope of the current study and is left as future work.

References

- Dhananjay Ashok and Zachary C Lipton. 2023. Prompter: Prompting for named entity recognition. *arXiv preprint arXiv:2305.15444*.
- Yavuz Faruk Bakman, Duygu Nur Yaldiz, Baturalp Buyukates, Chenyang Tao, Dimitrios Dimitriadis, and Salman Avestimehr. 2024. Mars: Meaning-aware response scoring for uncertainty estimation in generative llms. *arXiv preprint arXiv:2402.11756*.
- Zhipeng Chen, Kun Zhou, Beichen Zhang, Zheng Gong, Wayne Xin Zhao, and Ji-Rong Wen. 2023. Chatcot: Tool-augmented chain-of-thought reasoning on chat-based large language models. *arXiv preprint arXiv:2305.14323*.
- Aakanksha Chowdhery, Sharan Narang, Jacob Devlin, Maarten Bosma, Gaurav Mishra, Adam Roberts, Paul Barham, Hyung Won Chung, Charles Sutton, Sebastian Gehrmann, et al. 2023. Palm: Scaling language modeling with pathways. *Journal of Machine Learning Research*, 24(240):1–113.
- Zheng Chu, Jingchang Chen, Qianglong Chen, Weijiang Yu, Tao He, Haotian Wang, Weihua Peng, Ming Liu, Bing Qin, and Ting Liu. 2023. A survey of chain of thought reasoning: Advances, frontiers and future. *arXiv preprint arXiv:2309.15402*.
- Jan Clusmann, Fiona R Kolbinger, Hannah Sophie Muti, Zunamys I Carrero, Jan-Niklas Eckardt, Narmin Ghafari Laleh, Chiara Maria Lavinia Löffler, Sophie-Caroline Schwarzkopf, Michaela Unger, Gregory P Veldhuizen, et al. 2023. The future landscape of large language models in medicine. *Communications medicine*, 3(1):141.
- Karl Cobbe, Vineet Kosaraju, Mohammad Bavarian, Mark Chen, Heewoo Jun, Lukasz Kaiser, Matthias Plappert, Jerry Tworek, Jacob Hilton, Reiichiro Nakano, et al. 2021. Training verifiers to solve math word problems. *arXiv preprint arXiv:2110.14168*.
- Antonia Creswell, Murray Shanahan, and Irina Higgins. 2022. Selection-inference: Exploiting large language models for interpretable logical reasoning. *arXiv preprint arXiv:2205.09712*.
- Jesse Davis and Mark Goadrich. 2006. The relationship between precision-recall and roc curves. In *Proceedings of the 23rd international conference on Machine learning*, pages 233–240.
- DeepSeek-AI. 2025. Deepseek-r1: Incentivizing reasoning capability in llms via reinforcement learning. *arXiv preprint arXiv:2501.12948*.
- Jinhao Duan, Hao Cheng, Shiqi Wang, Alex Zavalny, Chenan Wang, Renjing Xu, Bhavya Kailkhura, and Kaidi Xu. 2024a. Shifting attention to relevance: Towards the predictive uncertainty quantification of free-form large language models. In *Proceedings of the 62nd Annual Meeting of the Association for Computational Linguistics (Volume 1: Long Papers)*, pages 5050–5063.
- Jinhao Duan, Renming Zhang, James Diffenderfer, Bhavya Kailkhura, Lichao Sun, Elias Stengel-Eskin, Mohit Bansal, Tianlong Chen, and Kaidi Xu. 2024b. Gtbench: Uncovering the strategic reasoning limitations of llms via game-theoretic evaluations. *arXiv preprint arXiv:2402.12348*.
- Tom Fawcett. 2006. An introduction to roc analysis. *Pattern recognition letters*, 27(8):861–874.
- Guhaog Feng, Bohang Zhang, Yuntian Gu, Haotian Ye, Di He, and Liwei Wang. 2024. Towards revealing the mystery behind chain of thought: a theoretical perspective. *Advances in Neural Information Processing Systems*, 36.
- Tairan Fu, Javier Conde, Gonzalo Martínez, María Grandury, and Pedro Reviriego. 2025. Multiple choice questions: Reasoning makes large language models (llms) more self-confident even when they are wrong. *arXiv preprint arXiv:2501.09775*.
- Nuno M Guerreiro, Elena Voita, and André FT Martins. 2022. Looking for a needle in a haystack: A comprehensive study of hallucinations in neural machine translation. *arXiv preprint arXiv:2208.05309*.

- Neha Gupta, Harikrishna Narasimhan, Wittawat Jitkritum, Ankit Singh Rawat, Aditya Krishna Menon, and Sanjiv Kumar. 2024. Language model cascades: Token-level uncertainty and beyond. *arXiv preprint arXiv:2404.10136*.
- Xanh Ho, Anh-Khoa Duong Nguyen, Saku Sugawara, and Akiko Aizawa. 2020. Constructing a multi-hop qa dataset for comprehensive evaluation of reasoning steps. *arXiv preprint arXiv:2011.01060*.
- Yuheng Huang, Jiayang Song, Zhijie Wang, Shengming Zhao, Huaming Chen, Felix Juefei-Xu, and Lei Ma. 2023. Look before you leap: An exploratory study of uncertainty measurement for large language models. *arXiv preprint arXiv:2307.10236*.
- Ziwei Ji, Nayeon Lee, Rita Frieske, Tiezheng Yu, Dan Su, Yan Xu, Etsuko Ishii, Ye Jin Bang, Andrea Madotto, and Pascale Fung. 2023. Survey of hallucination in natural language generation. *ACM Computing Surveys*, 55(12):1–38.
- Saurav Kadavath, Tom Conerly, Amanda Askell, Tom Henighan, Dawn Drain, Ethan Perez, Nicholas Schiefer, Zac Hatfield-Dodds, Nova DasSarma, Eli Tran-Johnson, et al. 2022. Language models (mostly) know what they know. *arXiv preprint arXiv:2207.05221*.
- Sanyam Kapoor, Nate Gruver, Manley Roberts, Katherine Collins, Arka Pal, Umang Bhatt, Adrian Weller, Samuel Dooley, Micah Goldblum, and Andrew Gordon Wilson. 2024. Large language models must be taught to know what they don’t know. *arXiv preprint arXiv:2406.08391*.
- Takeshi Kojima, Shixiang Shane Gu, Machel Reid, Yutaka Matsuo, and Yusuke Iwasawa. 2022. Large language models are zero-shot reasoners. *Advances in neural information processing systems*, 35:22199–22213.
- Lorenz Kuhn, Yarin Gal, and Sebastian Farquhar. 2023. Semantic uncertainty: Linguistic invariances for uncertainty estimation in natural language generation. *arXiv preprint arXiv:2302.09664*.
- Stephanie Lin, Jacob Hilton, and Owain Evans. 2022. Teaching models to express their uncertainty in words. *arXiv preprint arXiv:2205.14334*.
- Chen Ling, Xujiang Zhao, Wei Cheng, Yanchi Liu, Yiyu Sun, Xuchao Zhang, Mika Oishi, Takao Osaki, Katsushi Matsuda, Jie Ji, et al. 2024. Uncertainty decomposition and quantification for in-context learning of large language models. *arXiv preprint arXiv:2402.10189*.
- Yanming Liu, Xinyue Peng, Tianyu Du, Jianwei Yin, Weihao Liu, and Xuhong Zhang. 2024. Era-cot: Improving chain-of-thought through entity relationship analysis. *arXiv preprint arXiv:2403.06932*.
- Jieyi Long. 2023. Large language model guided tree-of-thought. *arXiv preprint arXiv:2305.08291*.
- Andrey Malinin and Mark Gales. 2021. Uncertainty estimation in autoregressive structured prediction. In *International Conference on Learning Representations*.
- Potsawee Manakul, Adian Liusie, and Mark JF Gales. 2023. Selfcheckgpt: Zero-resource black-box hallucination detection for generative large language models. *arXiv preprint arXiv:2303.08896*.
- Ning Miao, Yee Whye Teh, and Tom Rainforth. 2023. Selfcheck: Using llms to zero-shot check their own step-by-step reasoning. *arXiv preprint arXiv:2308.00436*.
- Shen-Yun Miao, Chao-Chun Liang, and Keh-Yih Su. 2021. A diverse corpus for evaluating and developing english math word problem solvers. *arXiv preprint arXiv:2106.15772*.
- Sabrina J Mielke, Arthur Szlam, Emily Dinan, and Y-Lan Boureau. 2022. Reducing conversational agents’ overconfidence through linguistic calibration. *Transactions of the Association for Computational Linguistics*, 10:857–872.
- OpenAI. 2024b. Learning to reason with llms.
- Hadas Orgad, Michael Toker, Zorik Gekhman, Roi Reichart, Idan Szpektor, Hadas Kotek, and Yonatan Belinkov. 2024. Llms know more than they show: On the intrinsic representation of llm hallucinations. *arXiv preprint arXiv:2410.02707*.
- Long Ouyang, Jeffrey Wu, Xu Jiang, Diogo Almeida, Carroll Wainwright, Pamela Mishkin, Chong Zhang, Sandhini Agarwal, Katarina Slama, Alex Ray, et al. 2022. Training language models to follow instructions with human feedback. *Advances in neural information processing systems*, 35:27730–27744.
- Arkil Patel, Satwik Bhattamishra, and Navin Goyal. 2021. Are nlp models really able to solve simple math word problems? *arXiv preprint arXiv:2103.07191*.
- Xin Qiu and Risto Miikkulainen. 2024. Semantic density: Uncertainty quantification in semantic space for large language models. *arXiv preprint arXiv:2405.13845*.
- Jie Ren, Yao Zhao, Tu Vu, Peter J Liu, and Balaji Lakshminarayanan. 2023. Self-evaluation improves selective generation in large language models. In *Proceedings on*, pages 49–64. PMLR.
- Zhihong Shao, Peiyi Wang, Qihao Zhu, Runxin Xu, Junxiao Song, Xiao Bi, Haowei Zhang, Mingchuan Zhang, YK Li, Y Wu, et al. 2024. Deepseekmath: Pushing the limits of mathematical reasoning in open language models. *arXiv preprint arXiv:2402.03300*.
- Aviv Slobodkin, Omer Goldman, Avi Caciularu, Ido Dagan, and Shauli Ravfogel. 2023. The curious case of hallucinatory (un) answerability: Finding truths in the hidden states of over-confident large language models. In *Proceedings of the 2023 Conference on*

- Empirical Methods in Natural Language Processing*, pages 3607–3625.
- Katherine Tian, Eric Mitchell, Huaxiu Yao, Christopher D Manning, and Chelsea Finn. 2023a. Fine-tuning language models for factuality. *arXiv preprint arXiv:2311.08401*.
- Katherine Tian, Eric Mitchell, Allan Zhou, Archit Sharma, Rafael Rafailov, Huaxiu Yao, Chelsea Finn, and Christopher D Manning. 2023b. Just ask for calibration: Strategies for eliciting calibrated confidence scores from language models fine-tuned with human feedback. *arXiv preprint arXiv:2305.14975*.
- Hugo Touvron, Thibaut Lavril, Gautier Izacard, Xavier Martinet, Marie-Anne Lachaux, Timothée Lacroix, Baptiste Rozière, Naman Goyal, Eric Hambro, Faisal Azhar, et al. 2023. Llama: Open and efficient foundation language models. *arXiv preprint arXiv:2302.13971*.
- Neeraj Varshney, Wenlin Yao, Hongming Zhang, Jianshu Chen, and Dong Yu. 2023. A stitch in time saves nine: Detecting and mitigating hallucinations of llms by validating low-confidence generation. *arXiv preprint arXiv:2307.03987*.
- Xuezhi Wang, Jason Wei, Dale Schuurmans, Quoc Le, Ed Chi, Sharan Narang, Aakanksha Chowdhery, and Denny Zhou. 2022. Self-consistency improves chain of thought reasoning in language models. *arXiv preprint arXiv:2203.11171*.
- Jason Wei, Xuezhi Wang, Dale Schuurmans, Maarten Bosma, Fei Xia, Ed Chi, Quoc V Le, Denny Zhou, et al. 2022. Chain-of-thought prompting elicits reasoning in large language models. *Advances in neural information processing systems*, 35:24824–24837.
- Yuxin Xiao, Paul Pu Liang, Umang Bhatt, Willie Neiswanger, Ruslan Salakhutdinov, and Louis-Philippe Morency. 2022. Uncertainty quantification with pre-trained language models: A large-scale empirical analysis. *arXiv preprint arXiv:2210.04714*.
- Miao Xiong, Zhiyuan Hu, Xinyang Lu, Yifei Li, Jie Fu, Junxian He, and Bryan Hooi. 2023. Can llms express their uncertainty? an empirical evaluation of confidence elicitation in llms. *arXiv preprint arXiv:2306.13063*.
- Zhilin Yang, Peng Qi, Saizheng Zhang, Yoshua Bengio, William W Cohen, Ruslan Salakhutdinov, and Christopher D Manning. 2018. Hotpotqa: A dataset for diverse, explainable multi-hop question answering. *arXiv preprint arXiv:1809.09600*.
- Shunyu Yao, Dian Yu, Jeffrey Zhao, Izhak Shafran, Tom Griffiths, Yuan Cao, and Karthik Narasimhan. 2024. Tree of thoughts: Deliberate problem solving with large language models. *Advances in Neural Information Processing Systems*, 36.
- Fanghua Ye, Mingming Yang, Jianhui Pang, Longyue Wang, Derek F Wong, Emine Yilmaz, Shuming Shi, and Zhaopeng Tu. 2024. Benchmarking llms via uncertainty quantification. *arXiv preprint arXiv:2401.12794*.

A Details about Considered Datasets and Baselines

A.1 Datasets.

Detailed introductions. We outline here all five datasets belonging to two reasoning domains that we investigate in our work. For each dataset that has been divided into training and test sets, we used samples from its test set unless otherwise instructed.

- **HotpotQA** (Yang et al., 2018): a dataset designed for diverse multi-hop question answering. Each entry includes Wikipedia documents that help answering the questions. We use the setting without context, where questions are asked directly without additional context.
- **2WikiMHQA** (Ho et al., 2020): a dataset uses both structured and unstructured data. The dataset also introduces the evidence information containing a reasoning path for multi-hop questions. There are four types of questions: *comparison*, *inference*, *compositional*, and *bridge-comparison*. In this paper, we use the *inference* type of questions in all experiments.
- **GSM8K** (Cobbe et al., 2021): a dataset of 8.5K high quality linguistically diverse grade school math word problems created by human problem writers. These problems take between 2 and 8 steps to solve, and solutions primarily involve performing a sequence of elementary calculations using basic arithmetic operations to reach the final answer.
- **SVAMP** (Patel et al., 2021): a challenge dataset for elementary-level Math Word Problems (MWP). An MWP consists of a short Natural Language narrative that describes a state of the world and poses a question about some unknown quantities.
- **ASDiv** (Miao et al., 2021): a diverse (in terms of both language patterns and problem types) English math word problem (MWP) corpus for evaluating the capability of various MWP solvers. Each MWP is annotated with its problem type and grade level (for indicating the level of difficulty).

Dataset Statistics Table 2 provides detailed information about the data included in the experiment, with a minimum of 1000 samples and a total of 14563 samples taken.

Dataset	Num.	Length	Domain
HotpotQA	8447	23.2	Logical Reasoning
2WikiMHQA	1548	14.5	Logical Reasoning
GSM8K	1,319	58.9	Mathematical Reasoning
SVAMP	1000	39.4	Mathematical Reasoning
ASDiv	2249	38.2	Mathematical Reasoning

Table 2: Dataset statistics, where “Num.” represents the number of sampled datasets, and “Length” is the number of average tokens in the sampled dataset.

A.2 Baselines.

Probas-mean & Probas-min: Based on the preliminaries introduced in Section 3, we exemplify the following formulation for common aggregated probabilities strategies to compute the Probas-mean baseline on the entire generated answer:

$$c = \frac{1}{N} \sum_{i=1}^N \mathbb{P}(y_i | p, y_1, \dots, y_{i-1}) \quad (10)$$

Probas-min can be formalized as follows,

$$c = \min_{i \in \{1, \dots, N\}} \mathbb{P}(y_i | p, y_1, \dots, y_{i-1}) \quad (11)$$

TOKENSAR: Token-Level Shifting Attention to Relevance (**TOKENSAR**) is a component of the complete *SAR* method (Duan et al., 2024a) that corrects generative inequalities by reviewing the relevance of each token and emphasizing uncertainty quantification attention to those more relevant components. Formally, given a sentence s_j regarding prompt x with the normalized relevance score for each token z_i termed as $\tilde{R}_T(z_i, s_j, x)$, the uncertainty proportions of relevant tokens are enlarged by re-weighting token entropy according to their respective \tilde{R}_T :

$$E_T(z_i, s_j, x) = -\log p(z_i | s_{<i}, x) \tilde{R}_T(z_i, s_j, x). \quad (12)$$

The token-level shifted (**TOKENSAR**) predictive entropy defined over s_j can be formulated as,

$$\text{TOKENSAR}(s_j, x) = \sum_i^{N_j} E_T(z_i, s_j, x). \quad (13)$$

P(True): We follow Kadavath et al. (2022) and prompt the LLM to judge whether its answer is correct. Our prompt followed the following template:

P(True)

Question: [Question q]

A student submitted: [LLM Answer]

Is the student’s answer:

(A) True

(B) False

The student’s answer is:

Self-Probing: We follow [Xiong et al. \(2023\)](#) and prompt the LLM with a question and its answer, then asked, “How likely is the above answer to be correct”? The procedure involves generating the answer in one chat session and obtaining its verbalized confidence in another independent chat session. Our prompt followed the following template:

Self-Probing

Question: [Question q]

Possible answer: [LLM Answer]

Q: How likely is the above answer to be correct? Please first show your reasoning concisely and then answer with the following format:

Confidence: [the probability of answer [LLM Answer] to be correct, not the one you think correct, please only include the numerical number]%

B Implementation Details

B.1 LLM Hyperparameters.

For all LLMs, the max length of each generation is set to 128 tokens. The temperature of generation is respectively set to 1.0 for LLaMA3-8B and 1.2 for LLaMA2-13B, and other hyperparameters as default. Besides, the hyperparameters during the P(True) process are set following [Kadavath et al. \(2022\)](#), where the max token length is 1 and the temperature is followed as above setting.

B.2 Prompts.

Prompts in Stage 1 of CoT-UQ. As illustrated in Section 4.1 of the main text, Stage 1 of CoT-UQ contains three separate steps: Reasoning Extraction, Keywords Extraction, and Importance Scoring. To minimize the forward times of the LLM for the sake of computational efficiency, we merge Keyword Extraction and Importance Scoring into the same prompt under a one-shot setting. Specifically, the prompts for the first three steps are as follows,

Step 1: Reasoning Extraction

Please reason the following question step by step. Label each reasoning step as “Step i ”, where “ i ” is the step number.

You need to ensure that each step builds on the previous one and contributes meaningfully toward reaching the final answer.

Once you finish all steps, put your final answer on a separate line after the reasoning steps, starting with “Final Answer:” (do not label it as a step).

Question: [Question q]

Response: Let’s think step by step.

Step 2 & Step 3: Keywords Extractions and Importance Scoring

You will be provided with a question and a multi-step response containing reasoning steps.

For each long reasoning step labeled “Step i ”, extract the keywords, only the relevant tokens for that specific reasoning step.

You also need to evaluate the importance of each keyword to the final answer. Please evaluate the importance score following with the keyword by (\langle importance score \rangle) on a scale of 1 to 10, where 1 is the least critical and 10 is the most critical.

If you find more than one keyword in a specific step, separate them with “;”.

If a specific step does not contribute meaningfully to deriving the final answer (e.g., repeating information already provided in the question, introducing irrelevant assumptions or speculations), return “Step i : NO ANSWER” for that step. For example:

Q: [Question q]

A: [Multi-Step Response $s_{1\sim k}$]

Keywords for Each Reasoning Step: [Extracted Keywords and Corresponding Importance \mathcal{K}]

The following is your task:

Q: [Question q]

A: [Multi-Step Response $s_{1\sim k}$]

Keywords for Each Reasoning Step:

It is worth noting that if the number of extracted keywords $n_i = 0$ for the i -th step, we will label that

step as "Step i : NO ANSWER", indicating it does not contribute meaningfully to deriving the final answer. We provide the example introduced in the prompt template for each dataset in Table 3.

Prompts in Stage 2 of CoT-UQ. As illustrated in Section 4.2 of the body of the paper, the Stage 2 of CoT-UQ is responsible for integrating the extracted information from reasoning path into the UQ process, where only the self-evaluation (SE) strategy need to re-prompt the LLM. For the variations on prompts, we present them based on the four strategies proposed in the SE phase, namely, $ALLSteps$, $KEYStep$, $ALLKeywords$, and $KEYKeywords$. The following is the refined prompt template p_r used by CoT-UQ in the SE strategy.

- $ALLSteps$:

P(True) w/ $ALLSteps$

Question: [Question q]
A student submitted: [LLM Answer a]
The student explained the answer, which included a step-by-step reasoning: [Multi-Step Response $s_{1\sim k}$]
 Considering these reasoning steps as additional information, is the student's answer:
 (A) True
 (B) False
The student's answer is:

Self-Probing w/ $ALLSteps$

Question: [Question q]
Possible answer: [LLM Answer a]
A step-by-step reasoning to the possible answer: [Multi-Step Response $s_{1\sim k}$]
Q: Considering these reasoning steps as additional information, how likely is the above answer to be correct? Please first show your reasoning concisely and then answer with the following format:
Confidence: [the probability of answer [LLM Answer] to be correct, not the one you think correct, please only include the numerical number]%

- $KEYStep$:

P(True) w/ $KEYStep$

Question: [Question q]
A student submitted: [LLM Answer a]
The student explained the answer, where the most critical step is: [Key Step s^*]
 Considering this critical reasoning step as additional information, is the student's answer:
 (A) True
 (B) False
The student's answer is:

Self-Probing w/ $KEYStep$

Question: [Question q]
Possible answer: [LLM Answer a]
The most critical step in reasoning to the possible answer: [Key Step s^*]
Q: Considering this critical reasoning step as additional information, how likely is the above answer to be correct? Please first show your reasoning concisely and then answer with the following format:
Confidence: [the probability of answer [LLM Answer] to be correct, not the one you think correct, please only include the numerical number]%

- $ALLKeywords$ & $KEYKeywords$: Prompts for keywords share the same template, except for the specific keywords content.

P(True) w/ $Keywords$

Question: [Question q]
A student submitted: [LLM Answer a]
The student explained the answer, which included the following keywords: [Keywords set $\mathcal{K}/\mathcal{K}^*$]
 Considering these keywords as additional information, is the student's answer:
 (A) True
 (B) False
The student's answer is:

Self-Probing w/ Keywords

Question: [Question q]
Possible answer: [LLM Answer a]
Keywords during reasoning to the possible answer: [Keywords set $\mathcal{K}/\mathcal{K}^*$]

Q: Considering these keywords as additional information, how likely is the above answer to be correct? Please first show your reasoning concisely and then answer with the following format:
Confidence: [the probability of answer [LLM Answer] to be correct, not the one you think correct, please only include the numerical number]%

B.3 Computational Costs Analysis

CoT-UQ is more generation-efficient compared to previous methods based on response sampling. We have counted the time consumed for each step in the overall uncertainty quantification pipeline, which takes about 12 seconds per sample and a total of approximately 50 GPU hours to derive all reported results for 14653 samples. All the experiments are conducted on a server with an Intel(R) Xeon(R) Gold 5218R CPU and 8 NVIDIA A6000 GPUs.

C Additional Experimental Results and Further Discussion

C.1 Sensitivity to Keywords Filtering threshold in SE.

To study how the KEYKeywords is affected by the importance filtering threshold τ , we conducted experiments for τ ranging from 1 to 10 on logical reasoning tasks that we have suggested using KEYKeywords before. To ensure that the KEYKeywords set \mathcal{K}^* is not empty, we apply the following strategy: if the number of keywords with an importance score above the threshold τ is fewer than three, we select the top three keywords in descending order of importance as KEYKeywords set \mathcal{K}^* . Figure 6 presents the correlations between the performance of KEYKeywords and τ . It is shown that our KEYKeywords method is not particularly sensitive to τ , but performs favorably when τ takes an intermediate value, and the results consistently outperform the ALLKeywords and baseline P(True) methods in the logical reasoning task.

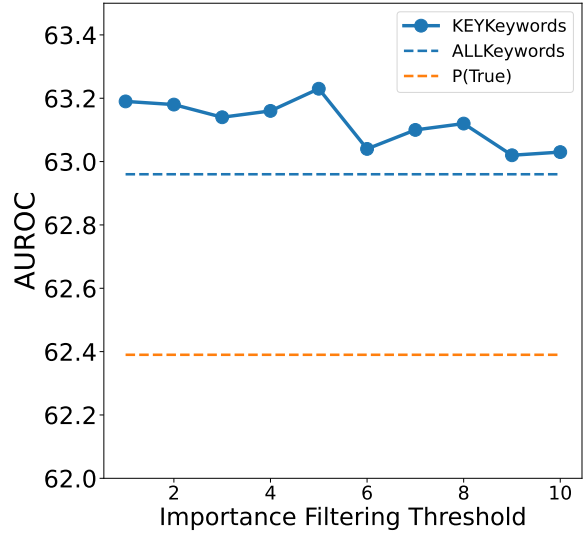


Figure 6: Analysis of the sensitivity to the importance filtering threshold τ on the HotpotQA benchmark. The experiments are based on LLaMA3-8B.

C.2 Case Study

How can CoT benefit UQ in AP? We first provide a case study on the HotpotQA dataset to visualize the effect of CoT-UQ on AP strategies. Table 4 shows an example using Probas-mean. In the standard Probas-mean method, the model assigns a probability of **1.0** to the incorrect answer, leading to an uncalibrated and misleading over-confidence score. However, by incorporating keyword-level probability adjustments, our approach assigns more nuanced confidence scores to key reasoning components (e.g., "France: 0.066", "Spain: 0.073", "located further east: 0.444"). This recalibration mitigates overconfidence in incorrect predictions and ensures a more reliable confidence estimation with a confidence of **0.387**, demonstrating the effectiveness of our method in refining uncertainty quantification through reasoning-aware adjustments.

How can CoT benefit UQ in SE? In Section 5.2, we noted that CoT-UQ applied to Self-Evaluation (SE) strategies achieves a greater performance improvement in mathematical reasoning tasks. We also hypothesized that this improvement is due to the model's ability to identify critical errors in its original thought process. Here, we provide detailed evidence supporting this assumption. First, we start the analysis with the following question:

Why is access to the reasoning path beneficial for UQ in self-evaluation, especially for mathematical problems?

To answer this question, we investigate the Self-

Probing strategy, which self-evaluates the credibility of an LLM’s generated answers. As demonstrated in a case from GSM8K (Table 5), given a math question, the LLM initially generates a multi-step response that leads to an incorrect final answer. When applying the standard Self-Probing strategy, which assesses only the correctness of the final answer, the model exhibits overconfidence, assigning an 80% certainty to its response.

However, when Self-Probing incorporates the reasoning path, it successfully calibrates its confidence to 10%, as it identifies problematic areas in the original thought process (highlighted in blue in Table 5). In this case, the incorrect response misinterpreted the problem by confusing *monthly salary after promotion* with *total annual salary*. By accessing its reasoning, the model correctly identifies this mistake, clarifying the key misunderstanding.

This step-by-step breakdown helps pinpoint the exact logical misstep, making it easier to adjust confidence accordingly. Furthermore, access to the reasoning path allows the LLM to distinguish between *calculation errors* and *conceptual errors*. If the mistake were a simple arithmetic error, the model’s confidence might remain relatively high, as the reasoning itself would still be sound. However, in this case, the mistake is conceptual, requiring significantly adjusting the confidence.

Thus, incorporating the reasoning path into uncertainty quantification leads to more precise confidence calibration, enabling the model to differentiate between minor computational mistakes and fundamental conceptual misunderstandings.

A complete procedure of CoT-UQ. To clarify each component of our approach, we present a case from the HotpotQA dataset in Table 6, illustrating the complete CoT-UQ process.

Table 3: Provided Examples in **Step 2 & Step 3** prompt template (Appendix B.2) for different datasets across the two reasoning domains.

Dataset	Provided Example
HotpotQA	<p>Q: Which band has more members, "We Are the Ocean" or "The Dream Academy"?</p> <p>A: Let's think step by step.</p> <p>Step 1: The question is asking which band has more members.</p> <p>Step 2: "We Are the Ocean" has 5 members.</p> <p>Step 3: "The Dream Academy" has 3 members.</p> <p>Step 4: 5 is greater than 3.</p> <p>Step 5: Therefore, "We Are the Ocean" has more members.</p> <p>Final Answer: We Are the Ocean</p> <p>Keywords for Each Reasoning Step:</p> <p>Step 1: NO ANSWER</p> <p>Step 2: We Are the Ocean(/5/); 5(/10/)</p> <p>Step 3: The Dream Academy(/5/); 3(/10/)</p> <p>Step 4: greater(/7/)</p> <p>Step 5: We Are the Ocean(/5/)</p>
2WikiMHQA	<p>Q: Who is the paternal grandmother of Joseph Ferdinand Of Bavaria?</p> <p>A: Let's think step by step.</p> <p>Step 1: Joseph Ferdinand's father was Maximilian II Emanuel, Elector of Bavaria.</p> <p>Step 2: Maximilian II Emanuel was the son of Ferdinand Maria, Elector of Bavaria, and his wife, Henriette Adelaide of Savoy.</p> <p>Step 3: As the mother of Maximilian II Emanuel, Henriette Adelaide of Savoy is the paternal grandmother of Joseph Ferdinand of Bavaria.</p> <p>Final Answer: Henriette Adelaide of Savoy</p> <p>Keywords for Each Reasoning Step:</p> <p>Step 1: father (/8/); Maximilian II Emanuel, Elector of Bavaria (/8/)</p> <p>Step 2: son (/8/); Ferdinand Maria, Elector of Bavaria (/5/); Henriette Adelaide of Savoy (/9/)</p> <p>Step 3: mother (/10/)</p>
GSM8K SVAMP ASDiv	<p>Q: A robe takes 2 bolts of blue fiber and half that much white fiber. How many bolts in total does it take?</p> <p>A: Let's think step by step.</p> <p>Step 1: Identify the amount of blue fiber needed. The robe requires 2 bolts of blue fiber.</p> <p>Step 2: Determine the amount of white fiber needed. It is half the amount of blue fiber, which is $2 \div 2 = 1$ bolt.</p> <p>Step 3: Compute the total number of bolts. Add the bolts of blue fiber (2) and white fiber (1) to get 3 bolts.</p> <p>Final Answer: 3</p> <p>Keywords for Each Reasoning Step:</p> <p>Step 1: 2 bolts (/3/)</p> <p>Step 2: 1 bolt (/10/)</p> <p>Step 3: 3 bolts (/7/)</p>

Question: Which involved a country farther east, In Search of the Second Amendment or Without the King?

Response:

Step 1: In Search of the Second Amendment took place in France.

Step 2: Without the King took place in Spain.

Step 3: France is located further east than Spain.

Step 4: Therefore, In Search of the Second Amendment involved a country farther east.

Final Answer: **In Search of the Second Amendment**

Correct Answer: Without the King

Common Probas-mean: In Search of the Second Amendment

1.000

Keywords for Each Reasoning Step:

Step 1: In Search of the Second Amendment(/5/); France(/10/)

Step 2: Without the King(/5/); Spain(/10/)

Step 3: located further east(/7/)

Step 4: In Search of the Second Amendment(/5/)

Keywords Probabilities based on Probas-mean:

In Search of the Second Amendment	France	Without the King	Spain	located further east
0.955	0.066	1.000	0.073	0.444
In Search of the Second Amendment				
0.966				

Probas-mean with CoT-UQ: 0.387

Table 4: A case study on HotpotQA demonstrating the effectiveness of CoT in AP strategy.

Question: Tim gets a promotion that offers him a 5% raise on his \$20000 a month salary. It also gives him a bonus worth half a month's salary. How much money will he make in a year?

Response: *Step 1:* Determine the amount of Tim's new salary per month. His monthly salary goes up by 5% ($0.05 \times 20000 = 1000$) to 21000 per month.

Step 2: Compute the amount of Tim's bonus per month. The bonus is half a month's salary, which is 10500.

Step 3: Calculate the total amount Tim earns in a year. Add the monthly salary (21000) and bonus (10500) to get 31500 per year.

Final Answer: **31500**

Correct Answer: 262500

Common Self-Probing: 100%.

Self-Probing with Reasoning Path: 10%.

You are confused between "Tim's new salary per month" and "Tim's total annual salary".

This may seem like a trivial confusion, but reasoning is about critical reasoning. In the problem, there are two important numbers:

Tim's monthly salary = 20000

Tim's monthly salary after promotion = 21000

You are given 5% more than his monthly salary, which means he will get an additional 1000 a month. **The problem asks about "Tim's total annual salary", not "Tim's monthly salary after promotion".**

A possible answer is therefore $21000 \times 12 + 10500 = 262500$

Table 5: A case study on GSM8K demonstrating the effectiveness of CoT in SE strategy.

Question: Which of these board games was released earlier: Lord of the Rings or Finance?

Correct Answer: Finance

Reasoning Extraction:

Please reason the following question step by step. Label each reasoning step as "Step i:", where "i" is the step number.

You need to ensure that each step builds on the previous one and contributes meaningfully toward reaching the final answer.

Once you finish all steps, put your final answer on a separate line after the reasoning steps, starting with "Final Answer:" (do not label it as a step)

Response: Step 1: Lord of the Rings was released in 2017.

Step 2: Finance was released in 2018.

Step 3: 2017 is earlier than 2018.

Step 4: Therefore, Lord of the Rings was released earlier.

Final Answer: Lord of the Rings

Keywords Extractions and Importance Scoring:

You will be provided with a question and a multi-step response containing reasoning steps.

For each long reasoning step labeled "Step i:", extract the keywords, only the relevant tokens for that specific reasoning step.

You also need to evaluate the importance of each keyword to the final answer. Please evaluate the importance score following with the keyword by (*<importance score>*) on a scale of 1 to 10, where 1 is the least critical and 10 is the most critical.

If you find more than one keyword in a specific step, separate them with “;”.

If a specific step does not contribute meaningfully to deriving the final answer (e.g., repeating information already provided in the question, introducing irrelevant assumptions or speculations), return "Step i: NO ANSWER" for that step.

Question: Which of these board games was released earlier: Lord of the Rings or Finance?

Multi-Step Response: Step 1: Lord of the Rings was released in 2017.

Step 2: Finance was released in 2018.

Step 3: 2017 is earlier than 2018.

Step 4: Therefore, Lord of the Rings was released earlier.

Final Answer: Lord of the Rings

Keywords for Each Reasoning Step: Step 1: Lord of the Rings(/7/); 2017(/10/)

Step 2: Finance(/5/); 2018(/10/)

Step 3: earlier(/9/)

Step 4: Lord of the Rings(/8/)

Reasoning Enhanced Uncertainty Quantification Strategy (Exemplified by P(True) w/ KEYKeywords):

Question: Which of these board games was released earlier: Lord of the Rings or Finance?

A student submitted: Lord of the Rings

The student explained the answer, which included the following keywords: [2017, 2018, earlier]

Considering these keywords as additional information, is the student's answer:

(A) True

(B) False

The student's answer is:

Table 6: A case on HotpotQA demonstrates the complete procedure of CoT-UQ.