

PRIV-QA: Privacy-Preserving Question Answering for Cloud Large Language Models

Guangwei Li*, Yuansen Zhang*[†], Yinggui Wang
Shoumeng Yan, Lei Wang, Tao Wei

Ant Group

{yunxuan.lgw,yuansen.zys}@antgroup.com

Abstract

The rapid development of large language models (LLMs) is redefining the landscape of human-computer interaction, and their integration into various user-service applications is becoming increasingly prevalent. However, transmitting user data to cloud-based LLMs presents significant risks of data breaches and unauthorized access to personal identification information. In this paper, we propose a privacy preservation pipeline for protecting privacy and sensitive information during interactions between users and LLMs in practical LLM usage scenarios. We construct SensitiveQA, the first privacy open-ended question-answering dataset. It comprises 57k interactions in Chinese and English, encompassing a diverse range of user-sensitive information within the conversations. Our proposed solution employs a multi-stage strategy aimed at preemptively securing user information while simultaneously preserving the response quality of cloud-based LLMs. Experimental validation underscores our method’s efficacy in balancing privacy protection with maintaining robust interaction quality. The code and dataset are available at <https://github.com/ligw1998/PRIV-QA>.

1 Introduction

Large language models (LLMs) have marked a significant advancement in natural language understanding and generation, revolutionizing various industries, from customer service to content creation (OpenAI et al., 2024; Dubey et al., 2024; Zhao et al., 2024). However, due to commercial demands and the models’ enormous parameter sizes, many companies deploy cutting-edge LLMs on remote cloud infrastructures, offering services exclusively through APIs (OpenAI et al., 2024; Models, 2023). This requires users to transmit data to these cloud-based models, increasing the

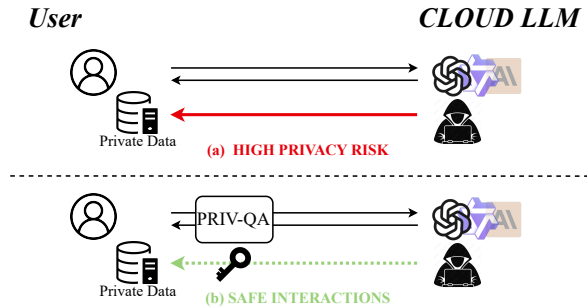


Figure 1: When using cloud-based LLMs, users must send queries to providers who can access their private data. However, by integrating our plug-and-play PRIV-QA framework, we can maximize privacy protection while ensure high-quality responses.

risks of personal sensitive information leaks (Yao et al., 2024; Das et al., 2024). Therefore, ensuring the privacy and security of user data during the interactions is essential.

Previous privacy-preserving techniques for cloud API-based LLMs can be primarily divided into two categories. Local Differential Privacy (LDP) methods (Yue et al., 2021; Chen et al., 2023b; Tong et al., 2023) sequentially substitute tokens in the text with new ones using specific mapping functions. However, these methods only protect user queries and do not safeguard the responses generated by the LLM. On the other hand, text sanitization approaches (Kan et al., 2023; Shen et al., 2024; Chen et al., 2023c) hide the private entities in the query for anonymization. However, they concentrate only on specific domains or tasks and limit their adaptability to general question-answering scenarios. In addition, the none-privacy entities (*for example, the world’s richest man*) may also leak private information.

In this paper, we introduce **PRIV-QA** to safeguard user **PRIV**acy during **Q**uestion **A**nswering when interacting with cloud LLMs. First, we construct SensitiveQA, the first bilingual general

*Contributed Equally.

[†]Work done during internship at Ant Group.

privacy question-answering dataset, containing over 57k interactions between users and cloud LLMs in both Chinese and English. Each query in SensitiveQA includes a background text rich in personal sensitive information, followed by a final question. Second, we propose a privacy-preserving framework to prevent malicious attacks during interactions with cloud-based LLMs. Specifically, our framework incorporates a multi-stage text sanitization pipeline that classifies each word or token in a query into three distinct privacy and importance levels and subsequently applies tailored protection mechanisms to each term based on its assigned level before being transmitted to cloud-based LLMs. After obtaining the responses from cloud LLMs, the *recover module* ensures the restoration of sensitive information, corrects potential reasoning or conclusion errors, and delivers the final recovered response to the user.

Experiments on the SensitiveQA dataset demonstrate that **PRIV-QA** achieves recall rates of 89.40% and 73.01% in sensitive information detection for English and Chinese, respectively. Additionally, **PRIV-QA** can resist 85.83% of extraction attacks while achieving the highest scores (for example, a BLEU score of 0.563 in English) for the recovery responses.

Our contributions are summarised as follows:

- We construct SensitiveQA, the first general privacy question-answering dataset, containing 57k interactions between users and cloud LLMs in either Chinese or English.
- We propose a privacy-preserving framework comprising a multi-stage text sanitization procedure to eliminate and restore sensitive information during interactions.
- Experimental results demonstrate that **PRIV-QA** outperforms all baselines in detecting sensitive information and query protection while also maintaining the highest utility of user queries.

2 Related Work

2.1 Privacy Preserving Techniques

Privacy concerns have become a significant issue for the broad adoption of LLMs, and a variety of works have explored the privacy-preserving techniques for LLMs (Yan et al., 2024; Edemacu and Wu, 2024). Differential Privacy (DP) (Tong et al., 2023; Utpala et al., 2023; Tang et al., 2024; Duan et al., 2023) is widely adopted by adding

random noise into the dataset. Federated Learning (Chen et al., 2023a; Yu et al., 2024; Zhang et al., 2024) offers a local-cloud collaboration paradigm without the need to send personal data to the central server. Other approaches like Homomorphic Encryption (Chen et al., 2022; Hao et al., 2022) and Multi-Party Computation (MPC) (Goldreich, 1998; Dong et al., 2023) is time-consuming and can hardly be applied in real-world scenarios.

2.2 Text Sanitization Approaches

For cloud models with only API provided, the above approaches can be infeasible to implement. Therefore, text sanitization techniques rise as an effective method, which aims to identify and eliminate sensitive information from the text. (Chen et al., 2023b; Yue et al., 2021; Tong et al., 2023) replace tokens selective in the text, however, their methods are not focused on privacy attributes and still lead to privacy leakage risks. (Chen et al., 2023c) hide the private entities for anonymization and seek private entities for de-anonymization. However, they only focus on classification and translation tasks, which can not be generalized to other tasks. (Lin et al., 2024) uses Emoji to encrypt the user inputs before sending them to LLM. (Kan et al., 2023) utilizes a privacy filter module to identify and replace the privacy information in the text without obfuscating non-privacy entities. In addition, they use the open-sourced model in the filter module and can fail for long documents without training. On the contrary, our method is a multi-stage privacy-protecting framework for general QA scenarios and our hide and recover modules have been trained on corresponding tasks to better align with the requirements.

3 SensitiveQA Dataset

In order to simulate real-world user interactions with cloud-based LLMs, we construct a dataset that encompasses a variety of dialogues that contain personal privacy information. Typically, an ordinary user query can be divided into two components: background text and final question. The background text can vary in length and form. It may consist of previous chat dialogue, passages retrieved from a local knowledge base, or complex user-modified instructions. Final questions are generally connected to this background information. It is important to note that both the background text and the questions may contain personally sensitive

Dataset	Num	Privacy	QA	Lang
Alpaca	52000	✗	✓	EN
MSRA	50729	✗	✗	CN
CNN/Daily Mail	311672	✓	✗	EN
MedQA	46974	✗	✓	CN&EN
HaS Synthetic	19703	✓	✗	CN&EN
SensitiveQA	57251	✓	✓	CN&EN

Table 1: A comparison between the SensitiveQA Dataset with other public datasets.

information. Directly sending this information to cloud LLMs may cause privacy issues.

In this paper, we focus on the general question-answering task in both Chinese and English. For Chinese, we collect news and wiki terms in News Summarization¹, CLTS (Liu et al., 2022), WikipediaCN (Foundation, 2025), and randomly select 10200 background texts. For English, we collect 4434 background texts from a personal identification information dataset². For each background text, we use OpenAI GPT-4o (OpenAI et al., 2024) to generate a range of questions, encompassing various tasks such as information extraction, open-ended Q&A, and text summarization. More details can be found in Appendix A.

Table 1 presents a comparison between SensitiveQA and currently available public datasets. General instruction-tuning datasets like Alpaca (Taori et al., 2023) lack sufficient user-related privacy information. In addition, news datasets such as CNN/Daily Mail (See et al., 2017) and named entity recognition (NER) datasets like MSRA (Levow, 2006) contain background texts but do not have related questions to form a comprehensive LLM query. On the other hand, privacy-focused datasets employed in prior research (Chen et al., 2023c) are tailored to specific domains or tasks, thereby limiting their adaptability to open-ended question-answering scenarios. Therefore, SensitiveQA offers a dataset that is both privacy-related and general enough to be applied across a wide range of QA contexts.

By leveraging the SensitiveQA dataset, our framework is trained to effectively safeguard user queries while preserving the high-quality response capabilities of LLMs. We conduct a comprehensive

¹<https://www.kaggle.com/datasets/sbhatti/news-summarization>

²<https://www.kaggle.com/datasets/alejopaullier/pii-external-dataset>

evaluation of our proposed method in open-ended question-answering scenarios.

4 Method

Most frontier LLMs, which companies and individual users widely use, are close-sourced, including ChatGPT (OpenAI et al., 2024), Qwen-Series (Yang et al., 2024), and Claude (Models, 2023). These LLMs are typically hosted on remote cloud computing infrastructures and are exclusively accessible through web interfaces or APIs, rendering them a black box to users. To mitigate privacy risks in cloud-based LLM applications, a viable solution is to de-identify the users’ queries before sending them to cloud LLMs and post-processing the LLM’s responses to restore the sensitive information.

Our proposed **PRIV-QA** framework comprises two core components: (1) Hide Module H designed for de-identifying private information, and (2) Recover Module R responsible for restoring the original sensitive data. The overview and mechanism of our framework are presented in Figure 2 and Algorithm 1. This section elaborates on the framework’s constituent elements and elucidates their respective functionalities.

4.1 Hide Module: Query Protection by Privacy Level

We implement a multi-stage text sanitization pipeline to protect sensitive information in user queries. For a user query X , our hide module dynamically implements tailored protection strategies based on the identified risk levels of individual tokens. Specifically, we establish a tri-level classification (High-Risk, Low-Risk, and Key-Words in Figure 3) that evaluates each lexical component based on its potential privacy implications and semantic importance. Distinct protection mechanisms are then applied according to these classifications. Following we provide a detailed exposition of our pipeline and implementation.

Sensitive Information Detection For a general user query $X = T \oplus Q$, comprised of background text T and a question Q , we define words that contain personal privacy information as High-Risk words S . Through reviewing the General Data Protection Regulation (GDPR³), we identify five categories of privacy information:

³<https://eur-lex.europa.eu/eli/reg/2016/679/oj/eng>

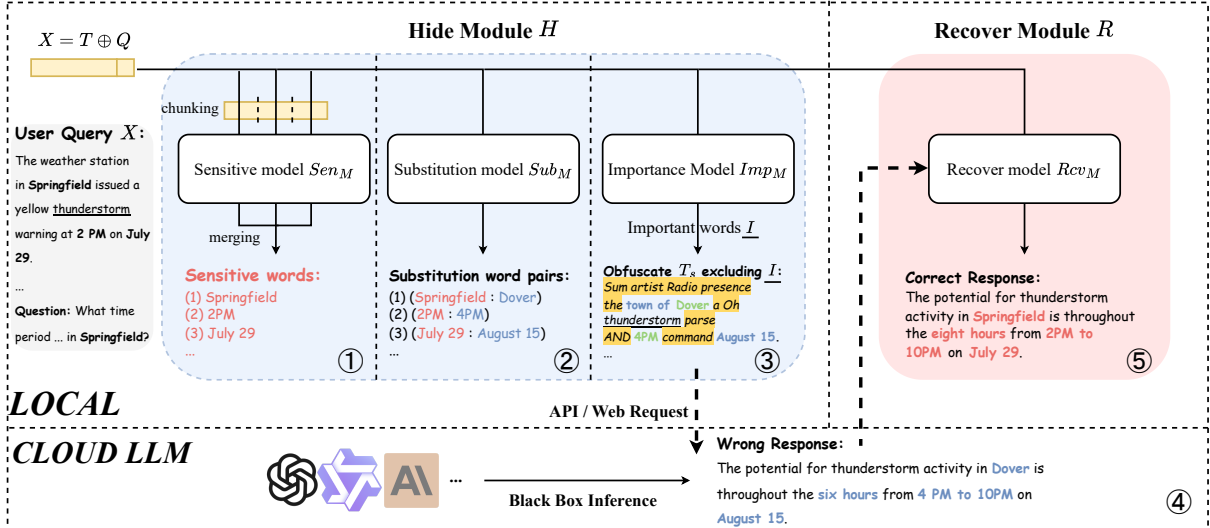


Figure 2: Workflow of our privacy-preserving framework. For a user query, the hide module performs sensitive information detection and substitution. Then, we obfuscate the non-privacy text excluding certain important words. The recover module obtains the LLM responses and restores the privacy information in the text.

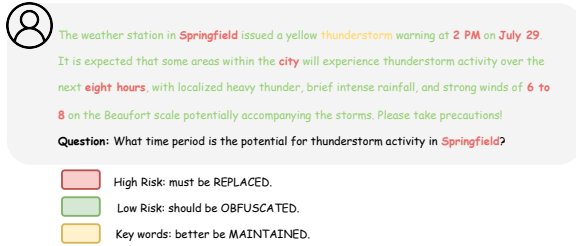


Figure 3: An example of tri-level classification to a given user query.

(1) Name of an individual or group; (2) Dates and times; (3) Locations and specific places; (4) Personal information including phone numbers, id, (email) addresses, titles, etc; (5) Sensitive numbers (monetary values, measurements, percentages, etc).

We finetune a generative model Sen_M to detect the sensitive words in X . Detailed prompts can be found in Appendix B.1. To construct the training data, we prompt GPT-4o (OpenAI et al., 2024) to detect sensitive words for a given query. We manually verify the generations and obtain 5000 samples for training.

However, directly processing the entire query X with Sen_M can be challenging and lead to the omission of sensitive words, particularly when the background text T is extensive. To address this issue, we segment X into smaller chunks, x_i , each constrained by a token limit. Each chunk x_i is then processed by Sen_M to produce a list of sensitive words, s_i . Finally, we aggregate and deduplicate the sensitive words identified across all chunks to form a comprehensive set of sensitive words S .

Sensitive Words Substitution To protect the privacy information in X , each word in the sensitive word set S must be replaced with a semantically similarity but entirely different word to ensure user privacy. However, simply substituting sensitive words with random words or meaningless placeholders can severely disrupt the sentence’s semantics and structure, leading to incoherent or irrelevant responses from the cloud LLMs. To address this, we utilize another model Sub_M to generate a privacy-preserving substitute p_i for each sensitive word s_i . Sub_M ensures that the substituted query remains semantically coherent and structurally intact. The word pairs $(s_i : p_i)$ are then used to transform the original query X into a privacy-protected version $X_s = T_s \oplus Q_s$, where all user-sensitive information is effectively concealed.

The training data for Sub_M is generated by prompting GPT-4 (OpenAI et al., 2024), resulting in a dataset of 55,000 samples. Further details on the prompts used for this process can be found in Appendix B.2.

None-Privacy Text Obfuscation To further protect the low-risk part in X , we follow (Tong et al., 2023) to substitute partial tokens in this part. Specifically, for a certain LLM with the corresponding token set V . We first select a subset of V , defined as V_{sub} with a size K . In addition, we have a differential privacy mechanism scoring function u and randomized mechanism M , For each token t_i in V_{sub} , where $i = 1, 2, \dots, k$, we

Algorithm 1 PRIV-QA Framework

Input: Background Text T , Question Q , Full Query $X = T \oplus Q$, Sensitivity Model Sen_M , Substitution Model Sub_M , Importance Model Imp_M , Recover Model Rcv_M ;
Output: Correct Response A ;

- 1: Split X into n chunks $X = x_0 \oplus x_1 \dots \oplus x_n$;
- 2: **for each** x_i **do**
- 3: Sensitive words $s_i = Sen_M(x_i)$;
- 4: **end for**
- 5: $S = s_0 \cup s_1 \dots \cup s_n$;
- 6: Substitution Word Pairs $P = Sub_M(S)$;
- 7: Use word pairs P to replace X into $X_s = T_s \oplus Q_s$;
- 8: Select important words $I = Imp_M(T_s, Q_s)$;
- 9: (Optional) Obfuscate all tokens in T_s into $T_{s,o}$ excluding I, P ;
- 10: $X' = T_{s,o} \oplus Q_s$;
- 11: Get LLM Responses $A' = LLM(X')$;
- 12: Get Correct Responses $A = R(X', X, A')$;
- 13: **return** A

compute a random adjacency $C_W(t_i)$ based on the utility and privacy principles. Specifically, we obtain corresponding embedding emb_i for t_i and add noise following the Laplace mechanism and obtain \hat{emb}_i . Then for each token in V and with its embedding emb , we add it to $C_W(t_i)$ if it satisfies

$$d(emb, emb_i) \leq d(emb_i, \hat{emb}_i) \quad (1)$$

where d is a distance function. For inference, we randomly select a token from $C_W(t_i)$ and replace t_i in the text.

Important Words Preservation Certain words play a crucial role in understanding the text and generating an appropriate response to the question. For example, in medical diagnosis scenarios, obscuring privacy-sensitive terms such as disease could lead to inaccurate diagnostic outcomes. To address this, we employ a model Imp_M to identify and preserve such critical terms, ensuring they remain unobfuscated.

4.2 Recover Module: Cloud Response Correction

The sanitized query X' is securely transmitted to cloud-based LLMs, yielding a response R' . However, due to the substitution and obfuscation applied to the query, some information in R' is incorrect, resulting in a wrong reasoning chain and

erroneous response. To address this, we employ a generative LLM Rcv_M to restore the substituted words p_i back to the original words s_i and correct the reasoning errors in R' while keeping the overall thought process intact. Afterward, we obtain the final correct response R . More details for training Rcv_M can be found in Appendix B.3.

5 Experiments

5.1 Experiment Setup

Evaluation Setup and Test Set. The proposed PRIV-QA is a bilingual framework supporting both Chinese and English, enabling users to interact with multiple cloud LLMs securely. We conduct evaluations for these two languages independently.

We employ the SensitiveQA dataset for both training and evaluation purposes. To comprehensively assess performance, we further partition the test set into two distinct tasks: (1) information extraction and (2) open-ended question answering. The first task is designed to evaluate the model’s capability in identifying sensitive information, while the second task measures the impact of our PRIV-QA framework on the response quality of cloud-based large language models (LLMs).

Metrics. We adopt both metrics-based and model-based evaluation to judge the quality of responses from the LLM. We use BLEU (Papineni et al., 2002), METEOR (Banerjee and Lavie, 2005), and ROUGE (Lin, 2004) metrics to objectively measure the discrepancy between the recovered responses and the ground-truth answers, allowing us to evaluate the quality of the final recovered responses. We define the ground-truth answer as the LLM response without any privacy protection. For each test sample, we offer three ground-truth answers. In addition, since Large Language models can perform human-like judgment (Zheng et al., 2023), we perform model-based evaluations to evaluate the generation quality comprehensively. We choose OpenAI GPT-4o as a subjective evaluator to determine which response better addresses the user query and whether the information provided is accurate and aligned with the original query. For each (recovered response, ground-truth) pair, GPT-4o will give a win/tie/lose judgment. To ensure reliability, we manually verify the evaluation results and confirm that they align with human judgment in over 90% of the cases. Detailed prompts can be found in Appendix F.

	SensitiveQA			
	EN		CN	
	Precision	Recall	Precision	Recall
DeBERT	74.13	72.70	37.09	19.59
HaS	61.78	39.88	50.28	60.63
PRIV-QA Sen_M	91.36	89.40	78.99	73.01

Table 2: Results for sensitive information detection. We provide precision and recall for three methods. The best results are **bolded**.

Implementation. We choose the open-source Qwen2-Chat (Yang et al., 2024) model as our base model because of its relatively lightweight and strong performance in both Chinese and English. We choose Qwen2-0.5B-Chat for Sen_M , Sub_M and Imp_M , and Qwen2-1.5B-Chat for Rec_M . In addition, for cloud-based LLM, we select GPT-4-turbo⁴ and Qwen-Plus⁵. For token adjacency generation, we follow (Tong et al., 2023) to generate OpenAI GPT-4-turbo token adjacency utilizing text-embedding-ada-002⁶ APIs. For Qwen-Plus, we utilize Qwen2-7B-Chat for token adjacency generation. More details can be found in Appendix D.

5.2 Results

In order to do a comprehensive observation of the framework performance in each stage, we evaluate our proposed method from three aspects: (1) Sensitive information detection performance; (2) The overall level of protection for the processed query transmitted to the cloud; (3) The utility, correctness, and quality of the response.

Sensitive Information Detection Performance.

Correctly identifying the sensitive and privacy-related information in the user query is a prerequisite for successfully protecting the query. We compare our sensitive detection model Sen_M with Hide-and-Seek (HaS) (Chen et al., 2023c), which uses a combination of spaCy⁷ and ltp⁸. We also utilize another finetuned DeBERT-based model as a fundamental baseline.

We construct a test set for evaluation following the same prompts in Appendix B.1. As shown in Table 2, our sensitive detection model achieves

⁴<https://platform.openai.com/docs/models/o1>

⁵<https://bailian.console.aliyun.com/#/home>

⁶<https://openai.com/index/new-and-improved-embedding-model/>

⁷<https://github.com/explosion/spaCy>

⁸<https://github.com/HIT-SCIR/ltp>

	SensitiveQA			
	EN		CN	
	EDR(%) \uparrow	BLEU \downarrow	EDR(%) \uparrow	BLEU \downarrow
CUSTEXT+	29.71	0.1955	53.30	0.1617
SANTEXT+	37.67	0.3199	23.79	0.0269
HaS	73.84	0.9310	75.54	0.7468
PRIV-QA <i>w/o Obf</i>	81.74	0.9336	94.75	0.7753
PRIV-QA <i>w/ Obf</i>	85.83	0.0371	95.24	0.5632

Table 3: Results for query protection. We report EDR (Extraction Defense Rate) and BLEU for each method. *w/o Obf* refers to results without our non-privacy text obfuscation method. The best results are **bolded**.

superior performance compared to previous methods in both precision and recall metrics. This indicates its enhanced capability to accurately identify sensitive words within queries in complex real-world scenarios.

The Query Protection Performance.

We evaluate query protection performance using two metrics: (1) Extraction Defense Rate (EDR) and (2) BLEU score between the protected query and the original input query. As outlined in Section 5.1, our test set comprises two tasks. Here, we leverage the information extraction task to simulate potential attacks from cloud LLM providers. For each sample, both the original query and its protected counterpart are paired with the same sensitive word extraction question. The cloud LLM generates respective sets of extracted results based on the extraction queries. We assess whether the two extracted results are consistent. If the cloud LLM extracts inconsistent words from the protected query, the protection is deemed successful. The Extraction Defense Rate (EDR) is calculated as the average defense success rate across all test queries, with a higher EDR indicating superior query protection performance. Additionally, we use the BLEU score as a supplementary metric to evaluate structural and semantic similarity.

We compare the query protection performance of our **PRIV-QA** framework with local text sanitization methods, including CUSTEXT+ (Chen et al., 2023b), SANTEXT+ (Yue et al., 2021), and the word substitution approach from HaS (Chen et al., 2023c). As demonstrated in Table 3, **PRIV-QA** achieves the highest EDR in both English and Chinese, underscoring its superior query protection capabilities. Furthermore, our non-privacy text obfuscation process provides enhanced protection by making the query unreadable to humans, as

	English					Chinese				
	BLEU	METEOR	R-1	R-2	R-L	BLEU	METEOR	R-1	R-2	R-L
GPT-4-turbo										
CUSTEXT+	0.377	0.622	0.644	0.459	0.624	0.204	0.325	0.391	0.224	0.342
SANTEXT+	0.397	0.595	0.610	0.422	0.592	<u>0.233</u>	<u>0.364</u>	<u>0.447</u>	<u>0.273</u>	<u>0.389</u>
HaS	0.241	0.407	0.352	0.256	0.340	0.126	0.283	0.286	0.158	0.227
PRIV-QA w/o Obf	0.641	0.820	0.805	0.678	0.792	0.707	0.792	0.796	0.662	0.734
PRIV-QA w/ Obf	<u>0.563</u>	<u>0.766</u>	<u>0.762</u>	<u>0.623</u>	<u>0.747</u>	-	-	-	-	-
Qwen-Plus										
CUSTEXT+	0.271	0.540	0.521	0.306	0.483	0.232	0.402	0.442	0.227	0.346
SANTEXT+	0.466	0.689	0.669	0.493	0.637	0.340	0.511	0.553	0.323	0.442
HaS	0.460	0.641	0.590	0.470	0.570	0.105	0.253	0.266	0.122	0.193
PRIV-QA w/o Obf	0.603	0.798	0.792	0.673	0.779	0.596	0.727	0.722	0.579	0.651
PRIV-QA w/ Obf	<u>0.521</u>	<u>0.744</u>	<u>0.733</u>	<u>0.599</u>	<u>0.720</u>	<u>0.510</u>	<u>0.674</u>	<u>0.677</u>	<u>0.515</u>	<u>0.599</u>

Table 4: Results for the recovery quality. We report BLUE, METEOR, ROUGE-1, ROUGE-2 and ROUGE-L for each baseline method. We select GPT-4-turbo and Qwen-plus as our cloud models. For GPT-4-turbo, the Chinese result for **PRIV-QA w/ Obf** is not reported due to the lack of open-source support for Chinese tokens in (Tong et al., 2023). The best results are **bolded**, and the second best ones are underlined (for prompting method).

evidenced by the lower BLEU scores. However, the higher protection does not lead to performance degradation compared with baseline methods as evidenced in Table 4. In contrast, CUSTEXT+ and SANTEXT+ exhibit lower EDR and higher BLEU scores, indicating their ineffectiveness in safeguarding sensitive entities.

Recovery Quality. We assess the quality of the final recovered responses using both metrics-based and model-based evaluation methods, as detailed in Section 5.1. Our approach is compared against CUSTEXT+ (Chen et al., 2023b), SANTEXT+ (Yue et al., 2021), and HaS (Chen et al., 2023c). For CUSTEXT+ and SANTEXT+, the responses are directly obtained from the cloud LLM, whereas for HaS, the responses are generated by its seek model, adhering to the hyper-parameters specified in its original paper. We do not compare with (Kan et al., 2023) as the methodology proposed in their work closely resembles HAS, and neither their model nor code has been made publicly available.

The metrics-based results are shown in Table 4. We can figure out that **PRIV-QA** outperforms previous methods on all metrics both in English and Chinese. For instance, **PRIV-QA** achieves BLEU scores of 0.641 and 0.603 for GPT-4-turbo and Qwen-plus, respectively, surpassing HaS by 0.4 and 0.143 points. This could be because HaS is task-specific (only for summarization and translation tasks) and, therefore, struggles in the general QA scenarios. CUSTEXT+ and

SANTEXT+ perform better than HaS but still lag significantly behind **PRIV-QA**. Additionally, our non-privacy text obfuscation methods provide a stronger defense against extraction attacks (Table 3), but result in a decline in slight response quality, such as a drop of 0.078 BLEU points for GPT-4-turbo in English.

The model-based evaluation by GPT-4o is presented in Figure 4. We report the sum of win and tie rates as positive rates. According to Figure 4, **PRIV-QA** with text obfuscation achieves a 74.49% positive rate in English and 68.17% in Chinese, greatly surpassing previous methods and indicating higher response quality.

Trade-off between Security and Quality. Generally speaking, a higher security leads to a lower final response quality since the processed query is more challenging to understand, and the recovery process is also more difficult. Under open-ended question-answering scenarios, we further investigate the security and the final response quality trade-off of each method in Figure 5. With none-privacy text obfuscation, **PRIV-QA** achieves higher query protection with a minor sacrifice in recovered response quality. Notably, all configurations of **PRIV-QA** demonstrate a substantial overall improvement over prior methods.

The Time Consumption of PRIV-QA To evaluate the efficiency of **PRIV-QA**, we conducted a comparative analysis of time consumption with and without the framework under varying input and




Figure 4: Final response quality results for each method compared to ground truth. GPT-4o is selected as the win-tie-lose judge. We report the **win&tie** rate and **lose** rate.

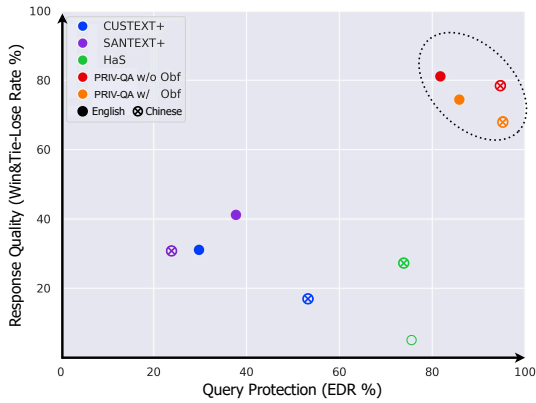


Figure 5: Trade-off between query protection and final response quality. The x-axis refers to the EDR (Extraction Defense Rate), and the y-axis refers to the win&tie rate against ground truth judged by GPT-4o. Top-right methods perform best.

output token numbers.

As depicted in Figure 6, when the number of input and output tokens is relatively small, the PRIV-QA framework introduces a time consumption increase of approximately 60%. However, as the token count increases, the relative time overhead introduced by PRIV-QA diminishes, stabilizing around 30%. This reduction occurs because the fixed costs of classification and protection are amortized over a larger number of tokens, resulting in a more efficient processing per token. Consequently, the framework scales effectively, maintaining acceptable efficiency losses even as query complexity grows. Appendix E provides detailed time cost.

The steady decrease in time consumption proportion with increasing token numbers demonstrates

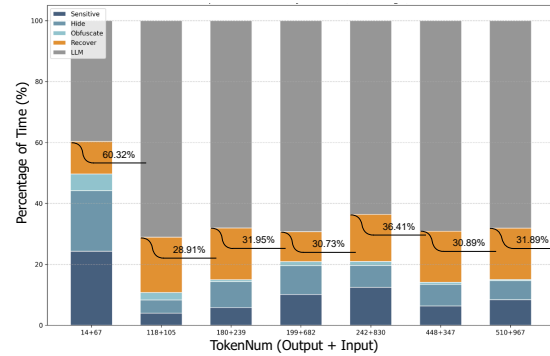


Figure 6: Proportion of time consumption per module in PRIV-QA (deployed locally on one A800 GPU) across different Input + Output token lengths.

that PRIV-QA offers a balanced trade-off between privacy enhancement and processing efficiency. While there is an inherent time overhead associated with additional privacy safeguards, the framework ensures that this overhead remains manageable across diverse query sizes.

6 Conclusion

In this paper, we propose **PRIV-QA** to secure user privacy during question answering when interacting with cloud LLMs. For user queries, we detect and substitute the high-risk sensitive information within while obfuscating low-risk text. For cloud LLM responses, we restore the privacy information and generate final responses. In addition, we construct the first general privacy question-answering dataset in both English and Chinese. Experiments demonstrate the effectiveness of our approach in privacy-preserving while maintaining LLM response quality.

7 Limitations

In this paper, we focus on general question-answering scenario. Experiments on more complex tasks, such as mathematical reasoning, are not explored. In addition, the models in our pipeline are trained solely on the Qwen series models due to their superior performance in both English and Chinese. Finally, our pipeline is limited to English and Chinese, and we leave experiments on other languages for future work.

8 Ethical Considerations

The background text in the SensitiveQA dataset constructed in our paper is all collected from open-sourced data such as Wikipedia. Therefore, the data may contain personal privacy information. However, the goal of our work is to advance the privacy-preserving research of LLM and our work may have potential influence in this area.

References

- Satanjeev Banerjee and Alon Lavie. 2005. [METEOR: An automatic metric for MT evaluation with improved correlation with human judgments](#). In *Proceedings of the ACL Workshop on Intrinsic and Extrinsic Evaluation Measures for Machine Translation and/or Summarization*, pages 65–72, Ann Arbor, Michigan. Association for Computational Linguistics.
- Chaochao Chen, Xiaohua Feng, Jun Zhou, Jianwei Yin, and Xiaolin Zheng. 2023a. [Federated large language model: A position paper](#). *Preprint*, arXiv:2307.08925.
- Sai Chen, Fengran Mo, Yanhao Wang, Cen Chen, Jian-Yun Nie, Chengyu Wang, and Jamie Cui. 2023b. [A customized text sanitization mechanism with differential privacy](#). In *Findings of the Association for Computational Linguistics: ACL 2023*, page 5747–5758. Association for Computational Linguistics.
- Tianyu Chen, Hangbo Bao, Shaohan Huang, Li Dong, Binxing Jiao, Daxin Jiang, Haoyi Zhou, Jianxin Li, and Furu Wei. 2022. [The-x: Privacy-preserving transformer inference with homomorphic encryption](#). *Preprint*, arXiv:2206.00216.
- Yu Chen, Tingxin Li, Huiming Liu, and Yang Yu. 2023c. [Hide and seek \(has\): A lightweight framework for prompt privacy protection](#). *arXiv preprint arXiv:2309.03057*.
- Badhan Chandra Das, M. Hadi Amini, and Yanzhao Wu. 2024. [Security and privacy challenges of large language models: A survey](#). *Preprint*, arXiv:2402.00888.
- Ye Dong, Wenjie Lu, Yancheng Zheng, Haoqi Wu, Derun Zhao, Jin Tan, Zhicong Huang, Cheng Hong, Tao Wei, and Wenguang Chen. 2023. [Puma: Secure inference of llama-7b in five minutes](#). *Preprint*, arXiv:2307.12533.
- Haonan Duan, Adam Dziedzic, Nicolas Papernot, and Franziska Boenisch. 2023. [Flocks of stochastic parrots: Differentially private prompt learning for large language models](#). *Preprint*, arXiv:2305.15594.
- Abhimanyu Dubey, Abhinav Jauhri, Abhinav Pandey, and Abhishek Kadian. 2024. [The llama 3 herd of models](#). *Preprint*, arXiv:2407.21783.
- Kennedy Edemacu and Xintao Wu. 2024. [Privacy preserving prompt engineering: A survey](#). *Preprint*, arXiv:2404.06001.
- Wikimedia Foundation. 2025. [Wikimedia downloads](#).
- Oded Goldreich. 1998. Secure multi-party computation. *Manuscript. Preliminary version*, 78(110):1–108.
- Meng Hao, Hongwei Li, Hanxiao Chen, Pengzhi Xing, Guowen Xu, and Tianwei Zhang. 2022. [Iron: Private inference on transformers](#). *Advances in neural information processing systems*, 35:15718–15731.
- Zhigang Kan, Linbo Qiao, Hao Yu, Liwen Peng, Yifu Gao, and Dongsheng Li. 2023. [Protecting user privacy in remote conversational systems: A privacy-preserving framework based on text sanitization](#). *arXiv preprint arXiv:2306.08223*.
- Gina-Anne Levow. 2006. [The third international Chinese language processing bakeoff: Word segmentation and named entity recognition](#). In *Proceedings of the Fifth SIGHAN Workshop on Chinese Language Processing*, pages 108–117, Sydney, Australia. Association for Computational Linguistics.
- Chin-Yew Lin. 2004. [ROUGE: A package for automatic evaluation of summaries](#). In *Text Summarization Branches Out*, pages 74–81, Barcelona, Spain. Association for Computational Linguistics.
- Guo Lin, Wenyue Hua, and Yongfeng Zhang. 2024. [Emojicrypt: Prompt encryption for secure communication with large language models](#). *Preprint*, arXiv:2402.05868.
- Xiaojun Liu, Shunan Zang, Chuang Zhang, Xiaojun Chen, and Yangyang Ding. 2022. [CLTs+: A new chinese long text summarization dataset with abstractive summaries](#). In *International Conference on Artificial Neural Networks*, pages 73–84.
- Claude Models. 2023. [Model card and evaluations for claude models](#). <https://www-files.anthropic.com/production/images/Model-Card-Claude-2.pdf>. (Accessed on: [insert date here]).

- OpenAI, Josh Achiam, Steven Adler, Sandhini Agarwal, Lama Ahmad, Ilge Akkaya, Florencia Leoni Aleman, Diogo Almeida, Janko Altenschmidt, and Sam Altman. 2024. [Gpt-4 technical report](#). *Preprint*, arXiv:2303.08774.
- Kishore Papineni, Salim Roukos, Todd Ward, and Wei-Jing Zhu. 2002. Bleu: a method for automatic evaluation of machine translation. In *Proceedings of the 40th annual meeting of the Association for Computational Linguistics*, pages 311–318.
- Abigail See, Peter J. Liu, and Christopher D. Manning. 2017. [Get to the point: Summarization with pointer-generator networks](#). In *Proceedings of the 55th Annual Meeting of the Association for Computational Linguistics (Volume 1: Long Papers)*, pages 1073–1083, Vancouver, Canada. Association for Computational Linguistics.
- Zhili Shen, Zihang Xi, Ying He, Wei Tong, Jingyu Hua, and Sheng Zhong. 2024. The fire thief is also the keeper: Balancing usability and privacy in prompts. *arXiv preprint arXiv:2406.14318*.
- Xinyu Tang, Richard Shin, Huseyin A. Inan, Andre Manoel, Fatemehsadat Mireshghallah, Zinan Lin, Sivakanth Gopi, Janardhan Kulkarni, and Robert Sim. 2024. [Privacy-preserving in-context learning with differentially private few-shot generation](#). *Preprint*, arXiv:2309.11765.
- Rohan Taori, Ishaan Gulrajani, Tianyi Zhang, Yann Dubois, Xuechen Li, Carlos Guestrin, Percy Liang, and Tatsunori B. Hashimoto. 2023. Stanford alpaca: An instruction-following llama model. https://github.com/tatsu-lab/stanford_alpaca.
- Meng Tong, Kejiang Chen, Yuang Qi, Jie Zhang, Weiming Zhang, and Nenghai Yu. 2023. Privinfer: Privacy-preserving inference for black-box large language model. *arXiv preprint arXiv:2310.12214*.
- Saiteja Utpala, Sara Hooker, and Pin-Yu Chen. 2023. [Locally differentially private document generation using zero shot prompting](#). In *Findings of the Association for Computational Linguistics: EMNLP 2023*, pages 8442–8457, Singapore. Association for Computational Linguistics.
- Biwei Yan, Kun Li, Minghui Xu, Yueyan Dong, Yue Zhang, Zhaochun Ren, and Xiuzhen Cheng. 2024. [On protecting the data privacy of large language models \(llms\): A survey](#). *Preprint*, arXiv:2403.05156.
- An Yang, Baosong Yang, Binyuan Hui, Bo Zheng, Bowen Yu, Chang Zhou, Chengpeng Li, Chengyuan Li, Dayiheng Liu, Fei Huang, Guanting Dong, Haoran Wei, Huan Lin, Jialong Tang, Jialin Wang, Jian Yang, Jianhong Tu, Jianwei Zhang, Jianxin Ma, Jianxin Yang, Jin Xu, Jingren Zhou, Jinze Bai, Jinteng He, Junyang Lin, Kai Dang, Keming Lu, Keqin Chen, Kexin Yang, Mei Li, Mingfeng Xue, Na Ni, Pei Zhang, Peng Wang, Ru Peng, Rui Men, Ruize Gao, Runji Lin, Shijie Wang, Shuai Bai, Sinan
- Tan, Tianhang Zhu, Tianhao Li, Tianyu Liu, Wenbin Ge, Xiaodong Deng, Xiaohuan Zhou, Xingzhang Ren, Xinyu Zhang, Xipin Wei, Xuancheng Ren, Xuejing Liu, Yang Fan, Yang Yao, Yichang Zhang, Yu Wan, Yunfei Chu, Yuqiong Liu, Zeyu Cui, Zhenru Zhang, Zhifang Guo, and Zhihao Fan. 2024. [Qwen2 technical report](#). *Preprint*, arXiv:2407.10671.
- Yifan Yao, Jinhao Duan, Kaidi Xu, Yuanfang Cai, Zhibo Sun, and Yue Zhang. 2024. [A survey on large language model \(llm\) security and privacy: The good, the bad, and the ugly](#). *High-Confidence Computing*, 4(2):100211.
- Sixing Yu, J. Pablo Muñoz, and Ali Jannesari. 2024. [Federated foundation models: Privacy-preserving and collaborative learning for large models](#). *Preprint*, arXiv:2305.11414.
- Xiang Yue, Minxin Du, Tianhao Wang, Yaliang Li, Huan Sun, and Sherman SM Chow. 2021. Differential privacy for text analytics via natural text sanitization. *arXiv preprint arXiv:2106.01221*.
- Jianyi Zhang, Saeed Vahidian, Martin Kuo, Chunyuan Li, Ruiyi Zhang, Tong Yu, Yufan Zhou, Guoyin Wang, and Yiran Chen. 2024. [Towards building the federated gpt: Federated instruction tuning](#). *Preprint*, arXiv:2305.05644.
- Wayne Xin Zhao, Kun Zhou, Junyi Li, Tianyi Tang, Xiaolei Wang, Yupeng Hou, Yingqian Min, Beichen Zhang, Junjie Zhang, Zican Dong, Yifan Du, Chen Yang, Yushuo Chen, Zhipeng Chen, Jinhao Jiang, Ruiyang Ren, Yifan Li, Xinyu Tang, Zikang Liu, Peiyu Liu, Jian-Yun Nie, and Ji-Rong Wen. 2024. [A survey of large language models](#). *Preprint*, arXiv:2303.18223.
- Lianmin Zheng, Wei-Lin Chiang, Ying Sheng, Siyuan Zhuang, Zhanghao Wu, Yonghao Zhuang, Zi Lin, Zhuohan Li, Dacheng Li, Eric P. Xing, Hao Zhang, Joseph E. Gonzalez, and Ion Stoica. 2023. [Judging llm-as-a-judge with mt-bench and chatbot arena](#). *Preprint*, arXiv:2306.05685.

Appendices

A SensitiveQA Dataset Construction

As declared in Section 3, we collect 10200 and 4434 background text for English and Chinese, respectively. For each background text, we prompt GPT-4o to generate several questions, encompassing various tasks such as information extraction, open-ended Q&A, and text summarization. Each Chinese query comprises approximately 25 sensitive entities, while each English query contains around 6 sensitive entities. In addition, as discussed in 5.1, we divide general question-answering into two tasks: open-ended question-answering and information extraction. The prompt

for question generation can be found in Table 17. The data distribution of our SensitiveQA dataset is detailed in Table 5.

	Text		Question		SPD	
	CN	EN	CN	EN	CN	EN
Train	10000	4300	48903	6448	24.55	5.74
Test	200	134	1134	766	24.92	5.71
Total	10200	4434	50037	7214	24.56	5.72

Table 5: A Statistical Overview of the SensitiveQA Dataset. **SPD** refers to Sensitive Entities per Data.

B Training Dataset Construction

B.1 Prompts for Sensitive Words Generation

To train our sensitive detection models, we prompt GPT-4o to extract sensitive words given a background text. We obtain 20k+ data in total. The detailed prompts are shown in Table 6 and Table 7.

B.2 Prompts for Sensitive Words Substitution Generation

To train our sensitive word substitution model, we prompt GPT-4o to generate training data. We obtain 57k+ data in total. The detailed prompts are shown in Table 8 and Table 9.

B.3 Prompts for Recover Model Training Data Generation

We prompt GPT-4o to generate training data for our recover model. We obtain 57k+ data in total. Detailed prompts can be found in Table 10 and Table 11.

B.4 Prompts for Importance Words Generation

To train the important word extraction model, we prompt GPT-4o to generate training data. We obtain 20k+ data in total. Detailed prompts can be found in Table 12 and Table 13.

C Examples for Our Privacy-preserving Pipeline

To qualitatively demonstrate the pipeline of our method, we provide an example for English Table 15 and Chinese Table 14, respectively.

D Experimental Details

We run our experiments on three NVIDIA A100 GPUs for training and one for inference. All

models are fully finetuned using ms-swift⁹ package and deepspeed for 5 epochs. The batch size is 4 for each GPUs, and the learning rate is 1e-5. For inference, we set the temperature of cloud LLM to 0.7.

E Total Time consumption

We report the time consumption of the complete QA pipeline integrating our PRIV-QA in Figure 7. In order to ensure a fair comparison and stable results, we deploy a Qwen2-72B-Instruct model locally on 4 A800 GPUs to simulate a cloud LLM service. Our PRIV-QA is deployed jointly on one A800 GPU. The recover module efficiency is sensitive to the output token numbers while the rest parts’ efficiency is more sensitive to input token numbers. Results show that our PRIV-QA ensures manageable time overhead.

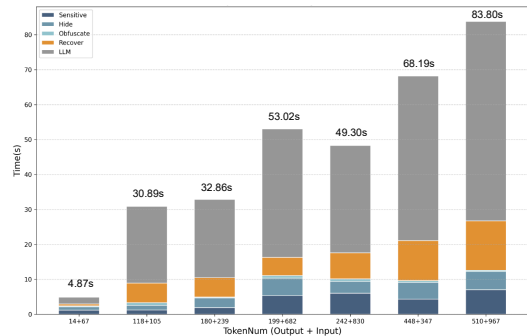


Figure 7: Total Time Cost of PRIV-QA (deployed locally on one A800 GPU) pipeline across different Input + Output token lengths.

F GPT-4 Judge Prompt

The prompts for GPT-4 Judge can be found in Table 16.

⁹<https://github.com/modelscope/ms-swift>

You are a privacy protection expert. Given a segment of text, you need to identify all the personal privacy-related information from that text. The categories of privacy information include the following:

1. Personal or company names
2. Dates and times
3. Locations (specific locations such as countries, provinces, cities, counties, districts, towns, villages, streets, residences, etc. must be clearly defined place names and should not include vague or generic location terms)
4. Personal information (phone numbers, identification details, email addresses, job titles, etc.)
5. Sensitive numbers (amounts of money, lengths, percentages, etc.)

Output requirements are as follows:

1. Each category should be output on a separate line, starting with the category name and followed by the specific terms containing privacy information. If a category does not contain any information, output 'None' for that category.
2. Each category should list terms in the order they appear in the text, with duplicate terms output only once.
3. For location-related terms, only specific place names should be included.
4. When outputting numbers, if there is a measure word after the number, it should be included with the number. For example, '4 times', '6 years'

Here is a specific example:

Text:

My name is Shan Popova and I am an industrial engineer with seven years of experience. One of my past job-related projects was a comprehensive analysis of the production process at a local manufacturing plant. The goal of this project was to identify areas for improvement in terms of efficiency, cost reduction, and quality control. I spent several weeks at the plant, observing the production process firsthand and collecting data on various aspects of the operation. I also interviewed employees at all levels to gather their insights and suggestions. Based on my findings, I developed a detailed report outlining a number of recommendations for improvement. These included changes to the layout of the production line, the implementation of new technologies, and the adoption of best practices in quality control. I presented my report to the plant manager and his team, and they were very receptive to my ideas. They immediately began implementing some of my recommendations, and within a few months, they saw a significant improvement in their production efficiency and quality. I was very proud of the work I did on this project, and it was a great learning experience for me. It also showed me the real-world impact that industrial engineers can have on the success of a manufacturing business. Here are some of my contact details: * Phone: (376) 290-1236 * Email: shanpopova@gmail.gov * Address: 2811 Battery Place Northwest I also enjoy visiting museums in my free time.

Privacy-related information:

Personal or company names:Shan Popova
Dates and times:None
Locations:2811 Battery Place Northwest
Personal information:(376) 290-1236,shanpopova@gmail.gov
Sensitive numbers:seven years

Following the example above, find the private information in the following text without outputting additional examples.

Text:

Privacy-related information:

Table 6: Prompts for sensitive word generation in English.

你是一个隐私保护专家，给定一段文本，需要你从该文本中找出所有的和个人隐私有关的信息，隐私信息的类别主要有下面几类：

1. 个人或者公司名字
2. 日期和时间
3. 地点（具体地点如国家，省份，市，县，区，镇，村，街道，住所等，必须是明确的地名，不得包括模糊或通用性地点词汇）
4. 个人信息相关（电话，证件信息，电子邮件，职位等）
5. 敏感数字（金钱，长度，百分比等）

输出要求如下：

1. 每一类为一行进行输出，先输出类别的名称，后输出具体的包含隐私信息的词，如果不包含某类的信息，则该类输出“无”。
2. 每一类按照词在文本中出现的先后顺序从前到后进行输出，相同的词只输出一次。
3. 地点类词汇只需标注具体的地名，不需要包含详细职位或单位名称。例如对于“湖北省省委组织部”，只需要输出“湖北省”即可。
4. 输出数字的时候，如果数字后有量词，需要和量词一起输出。例如“4次”，“6年”。

下面是一个具体的示例：

文本：

胡荣(景泰进士)

胡荣(?)，字希仁，号东洲，江西临江府新喻县人，军籍，明朝政治人物。进士出身。

生平

江西乡试第十七名。景泰五年(1454年)，参加甲戌科会试，得贡士第三百四十五名。殿试登进士第二甲第四名。历官户科给事中、广东按察司提学金事，成化十一年四月升浙江提学副使。二十年五月复拜福建按察司副使，弘治元年七月升广西右参政。著有《道器图》、《东洲稿》。

家族

曾祖父子固。祖父胡源远。父亲胡淳启。

隐私信息：

个人或者公司名字：胡荣，胡源远，胡淳启

日期和时间：景泰五年，1454年，成化十一年四月，二十年五月，弘治元年七月

地点：江西临江府新喻县，广东，浙江，福建，广西

个人信息相关：无

敏感数字：第十七名，第三百四十五名，第二甲第四名

仿照上面的示例，找出下列文本中的隐私信息，不要输出额外的信息。

文本：

隐私信息：

Table 7: Prompts for sensitive word generation in Chinese.

You are an expert responsible for protecting the privacy information in the given text. Please strictly replace the specified words in the provided text (including several questions) with corresponding similar words (the meaning of the replaced words should differ from the original). Ensure that the modified text is coherent and flows smoothly, while maximizing the protection of the privacy information contained in the original words. Only provide the pairs of replaced words in the format '(a:b),(c:d),(e:f)', with each pair separated by a comma.

Given text:

Words to be replaced:

Pairs of replaced words:

Table 8: Prompts for substitution word generation in English.

你是一位负责保护给定文本的隐私信息的专家，请严格根据需要进行替换的词，将给定的文本（包括数个问题）中的这些词替换成对应的同类其他词（替换后词与原词含义不同），保证替换后的文本语义流畅通顺，且最大可能保护原词中含有的隐私信息，只需要给出替换前后的词对，用(a:b)代表一对替换前后的词，每两对之间用','隔开。

以下是一个替换示例：给定的文本：#西安体育学院#西安(Xi'an)体育学院青年教师王杨在世界级大金属掷球锦标赛中勇夺两金。2016年第十届世界女子大金属掷球锦标赛于10月1日至8日在摩洛哥卡萨布兰卡举行,来自四大洲的22个国家参加了比赛。在为期5天的比赛中,由我院网地教研室教师高卫任主教练的中国女队团结向上,顽强拼搏,力克各路高手,取得了四金一银的历史最好成绩。图文by西安体院, 10月25日13:00。问1: 2016年第十届世界女子大金属掷球锦标赛在哪个国家举行的?

需要替换的词: 西安,Xi'an,王杨,2016年,第十届,10月1日至8日,摩洛哥,卡萨布兰卡,四大洲,22个国家,5天,网地教研室,高卫,中国,四金一银,10月25日,13:00

替换前后的词对: (西安:西京),(Xi'an:Xijing),(王杨:李刚),(2016年:2015年),(第十届:第三届),(10月1日至8日:11月12日至19日),(摩洛哥:突尼斯),(卡萨布兰卡:突尼斯城),(四大洲:五大洲),(22个国家:18个国家),(5天:8天),(网地教研室:田径教研室),(高卫:张华),(中国:亚洲),(四金一银,五金一铜),(10月25日:11月1日),(13:00:17:15)

参考上述示例，现在给定文本：

需要替换的词：

替换前后的词对：

Table 9: Prompts for substitution word generation in Chinese.

Below is a piece of text, followed by several questions related to the text, along with the corresponding answers:

Text:

Question:

Corresponding Answer:

However, due to privacy and security considerations, certain concepts or text in this document have been replaced. The real text and the question are as follows:

Real text:

Real Question:

Could you please rewrite the above responses based on real news reports and questions, modifying the concepts and text in the answers so that the revised responses align with the information in the actual texts? Please make as few changes to the structure and format of the original responses as possible. If the original answer is completely incorrect, provide a new answer. If the information in the original response is entirely correct, no changes are needed. Present the revised answers in the following format (using three answers as an example): 'Answer 1: Revised answer 1
Answer 2: Revised answer 2
Answer 3: Revised answer 3'. Only provide the revised answers.

Answer 2: Revised answer 2

Answer 3: Revised answer 3'. Only provide the revised answers.

Table 10: Prompts for recover model training data generation in English.

以下是一段文本，针对文本有数个问题，以及对应的问题回答：

文本：

问题：

对应的回答：

但由于隐私与安全考虑，该文本与问题中的某些概念或文本已经经过了替换，真实的文本与问题如下：

真实的文本：

真实的问题：

你能否根据真实的新闻报道与问题，将上述回答进行改写，修改回答中的概念与文本使得修改后的回答符合真实文本中的信息，同时尽可能少地修改上述回答的结构与回答方式，如果原本的回答完全错误，则重新进行回答，如果原本的回答中的信息完全正确，则可以不进行修改，将修改后回答（以五个回答为例）以‘答1：修改后的回答1
答2：修改后的回答2
答3：修改后的回答3
答4：修改后的回答4
答5：修改后的回答5’这样的形式给出，只需要给出修改后的回答。

Table 11: Prompts for recover model training data generation in Chinese.

Extract the most important words from the given context text to answer the question (select as few and important words as possible) without providing an answer to the question. The output words are separated by ','.

Text:

Question:

Important words:

Table 12: Prompts for important word generation in English.

从给定的上下文文本中提取出对回答问题最重要的词（选择尽可能少且重要的词），不需要提供问题的答案，输出的词与词之间用逗号隔开。

下面是一个例子:

文本:

2016年9月29日06时25分发布暴雨蓝色预警信号:预计未来12小时内我县大部分地方雨量将达50毫米以上,请注意防范。

问题:

未来12小时内, 我县大部分地方雨量预计会达到多少毫米以上?

重要的词: 未来12小时, 大部分地方, 雨量, 50毫米

文本:

问题:

重要的词:

Table 13: Prompts for important word generation in Chinese.

User Query:

荷裔澳大利人，是有部分或全部荷人血的澳大利人的，他是在荷以外最大的一荷裔族群。威廉·松船于1606年抵澳大利，他是第一抵澳大利人的荷人，亦是第一抵澳大利人的洲人。另一知名的荷探家阿·塔斯曼，在澳大利史亦足重，塔斯曼尼州和塔斯曼海都以他的名字命名。据2006年澳大利人口普查，310,089名居民有部分或全部荷人血，78,927名于荷出生。

知名的澳大利荷人：

克里斯·海姆斯沃斯

卡·莫格。

：根据2006年澳大利人口普查，有部分或全部荷人血的居民量是多少？

Sensitive words and corresponding substitution words:

(澳大利:新西),(威廉·松船:翰·史密斯),(1606年:1612年),(阿·塔斯曼:詹姆斯·布朗),(塔斯曼尼州:多利州),(塔斯曼海:布里斯班海),(2006年:2010年),(310,089名:285,000名),(78,927名:75,000名),(克里斯·海姆斯沃斯:托斯·哈里森),(卡·莫格:克·威)

Substituted Query:

荷裔新西人，是有一部分或全部荷人血的新西人的，他是在荷以外最大的一荷裔族群。翰·史密斯于1612年抵新西，他是第一抵新西人的荷人，亦是第一抵新西人的洲人。另一知名的荷探家詹姆斯·布朗，在新西史亦足重，多利州和布里斯班海都以他的名字命名。据2010年新西人口普查，285,000名居民有部分或全部荷人血，75,000名于荷出生。

知名的新西荷人

托斯·哈里森

克·威。

：根据2010年新西人口普查，有部分或全部荷人血的居民量是多少

Obfuscated Query:

荷裔新西人，是有一部分或全部荷人血新西人的，翻是在荷以外最大的一荷裔族群。翰·史密斯于1612年抵新西，他是第一抵新西人的荷人，亦是第一抵新西人的洲人。另一荷探家詹姆斯·布朗，在新西史亦足重，多利州和布里斯班海都以他的名字命名。据2010年新西人口普查，285,000名居民有部分或全部荷人血，75,000名于荷出生。

新西荷人

托斯·哈里森

克·威。

：根据2010年新西人口普查，有部分或全部荷人血的居民量是多少？

Cloud LLM Response:

根据2010年新西人口普查，有部分或全部荷人血的居民量是285,000名。

Recovered Response:

根据2006年澳大利人口普查，有部分或全部荷人血的居民量是310,089名。

Table 14: An example for our pipeline in Chinese.

User Query:

In the bustling streets of [City], Nikolai Cao, a seasoned carpenter with a reputation for meticulous craftsmanship, embarked on a project that would showcase his dedication to excellence. The undertaking involved transforming an ordinary room into a haven of tranquility and functionality. Nikolai's phone buzzed, displaying an incoming call from 0502 4282799. It was Mr. Davies, the homeowner, eager to discuss the project details. With a warm smile, Nikolai listened attentively, absorbing Mr. Davies' vision for the space. Drawing upon his years of experience, Nikolai proposed a comprehensive plan that encompassed every aspect of the renovation. He envisioned a room bathed in natural light, where every piece of furniture served a purpose and harmonized seamlessly with the overall aesthetic. Nikolai's email inbox pinged, a message from nikolai_cao@yahoo.com arrived. It contained detailed sketches and renderings of the proposed design. Mr. Davies was thrilled with Nikolai's creativity and attention to detail. They scheduled a meeting to finalize the project timeline and budget. With the plans set in motion, Nikolai immersed himself in the task. He carefully selected each piece of material, ensuring they met his exacting standards. From the warm hues of the hardwood flooring to the intricate carvings adorning the custom-built cabinetry, every element reflected Nikolai's commitment to quality. Days turned into weeks as Nikolai meticulously brought his vision to life. He worked tirelessly, transforming the room into a sanctuary of comfort and style. The room exuded an aura of timeless elegance, with subtle hints of modern sophistication. The project's completion marked a proud moment for Nikolai. He had successfully crafted a space that not only met Mr. Davies' expectations but also exceeded them. The room had become a haven where Mr. Davies could relax, recharge, and find inspiration. As Nikolai handed over the keys to Mr. Davies, a sense of accomplishment washed over him. He knew that his hard work and dedication had created something truly special. Mr. Davies' heartfelt gratitude and satisfaction were the ultimate testament to Nikolai's unwavering commitment to excellence. Question: What elements in the room design reflect Nikolai's commitment to quality and craftsmanship?

Sensitive words and corresponding substitution words:

(Nikolai Cao:Alexei Tran),(Nikolai:Alexei),(0502 4282799:0123 4567890),
(Mr. Davies:Dr. Lewis),(nikolai_cao@yahoo.com:alexei_tran@outlook.com)

Substituted Query:

In the bustling streets of [City], Alexei Tran, a seasoned carpenter with a reputation for meticulous craftsmanship, embarked on a project that would showcase his dedication to excellence. The undertaking involved transforming an ordinary room into a haven of tranquility and functionality. Alexei's phone buzzed, displaying an incoming call from 0123 4567890. It was Dr. Lewis, the homeowner, eager to discuss the project details. With a warm smile, Alexei listened attentively, absorbing Dr. Lewis' vision for the space. Drawing upon his years of experience, Alexei proposed a comprehensive plan that encompassed every aspect of the renovation. He envisioned a room bathed in natural light, where every piece of furniture served a purpose and harmonized seamlessly with the overall aesthetic. Alexei's email inbox pinged, a message from alexei_tran@outlook.com arrived. It contained detailed sketches and renderings of the proposed design. Dr. Lewis was thrilled with Alexei's creativity and attention to detail. They scheduled a meeting to finalize the project timeline and budget. With the plans set in motion, Alexei immersed himself in the task. He carefully selected each piece of material, ensuring they met his exacting standards. From the warm hues of the hardwood flooring to the intricate carvings adorning the custom-built cabinetry, every element reflected Alexei's commitment to quality. Days turned into weeks as Alexei meticulously brought his vision to life. He worked tirelessly, transforming the room into a sanctuary of comfort and style. The room exuded an aura of timeless elegance, with subtle hints of modern sophistication. The project's completion marked a proud moment for Alexei. He had successfully crafted a space that not only met Dr. Lewis' expectations but also exceeded them. The room had become a haven where Dr. Lewis could relax, recharge, and find inspiration. As Alexei handed over the keys to Dr. Lewis, a sense of accomplishment washed over him. He knew that his hard work and dedication had created something truly special. Dr. Lewis' heartfelt gratitude and satisfaction were the ultimate testament to Alexei's unwavering commitment to excellence. Question: What elements in the room design reflect Alexei's commitment to quality and craftsmanship?

Obfuscated Query:

theory aspect owl even cloud Alexei Tran answer ASS point ruption do Option ta medic might IT These known Those fighting partial teacher later ai resume do or effect lose de agent sit resp 0123 4567890 taste cam Dr. Lewis shall dont assess BACK CODE us ere wide sale i Dr. Lewis awa fore Div detailed nearby He they scene antes ura visible were If herself length Whether toBe hero Override ester tan ember natural light Ar her however po furniture bow purpose Also harmonized Ide appear finished aesthetic edit ARY thing instead fourth alexei_tran@outlook.com tank extended checked handler NOT study scheme Dr. Lewis then post example And pet may credit Any H community to social edge AN balance for stud sol cope truck witch yourself oes termin people HE HER err ago horse do border di dig She hot eu props zo May Was hit hardwood flooring shall their Clear alpha error toggle custom-built cabinetry any material ire implementation not Review protein intent ens ever gas hers relationship who second basically Run di hood From AGE have critic viron philosoph hist Level els Yet may vary If Mad exam identity completion developer ga strange instead kan Her making Lesser Solution ST unless across fun vill Dr. Lewis attorney THE them Most walking salt operating Application corresponding cut Dr. Lewis well slowly reet offer Cast rib Offset employee when Dr. Lewis awa scenario they ordinate seriously You correctly tot this Friend leg ey university skin largely colour Dr. Lewis and exam plenty may bug contact beQuestion: What elements in the room design reflect Alexei's commitment to quality and craftsmanship?

Cloud LLM Response:

The elements in the room design that reflect Alexei's commitment to quality and craftsmanship include the natural light, purposeful and harmonious furniture, hardwood flooring, and custom-built cabinetry with intricate carvings.

Recovered Response:

The elements in the room design that reflect Nikolai's commitment to quality and craftsmanship include the natural light, purposeful and harmonious furniture, hardwood flooring, and custom-built cabinetry with intricate carvings.

Table 15: An example for our pipeline in English.

Please act as an impartial judge and evaluate the quality of the responses provided by two AI assistants to the user question displayed below. You should choose the assistant that follows the user's instructions and answers the user's question better according to the text given. Your evaluation should consider factors such as the correctness of answers, accuracy, relevance and reasonableness of their responses. If both responses give the correct answers based on the text, you are welcome to give a tie. Begin your evaluation by comparing the two responses and provide a short explanation. Avoid any position biases and ensure that the order in which the responses were presented does not influence your decision. Do not allow the length of the responses to influence your evaluation. Do not favor certain names of the assistants. Be as objective as possible. After providing your explanation, output your final verdict by strictly following this format: "[[A]]" if assistant A is better, "[[B]]" if assistant B is better, and "[[C]]" for a tie.

[Given Text]
{text}

[User Question]
{question}

[The Start of Assistant A's Answer]
{answer_a}
[The End of Assistant A's Answer]

[The Start of Assistant B's Answer]
{answer_b}
[The End of Assistant B's Answer]

Table 16: GPT-4 Judge Prompt.

Prompt for generating English open-ended questions:

The above is a given text. Propose 2 questions based on the above text, ensuring that the answers can be summarized, inferred, or deduced solely from the information in the text.

Questions:

Prompt for generating open-ended Chinese questions:

以上是一段给定的文本，作为一个出题者，针对上述报道，提出2个问题，使该问题的答案一定可以由上述文本中的信息总结、归纳、或推理得出。

问题

以上是一段给定的文本，作为一个出题者，你能否基于上述报道，引申出2个开放性问题，使该问题中的信息都来自于上述文本，但回答者无法直接基于上述文本内容得出确定的答案。

问题:

Prompt for generating English information extraction questions:

The above is a given text that contains a word related to sensitivity and privacy {cur_sensitive}.

Based on the text above, propose one question such that the answer can be inferred from the text as {cur_sensitive}.

Question:

Prompt for generating Chinese information extraction questions:

以上是一段给定的文本，该段文本中有一个涉及敏感与隐私的词语{cur_sensitive}，结合上述文本，提出1个问题，使该问题的答案可以由上述文本归纳得到为{cur_sensitive}。

问题:

Table 17: Question generation prompt.