

A Dual-Perspective NLG Meta-Evaluation Framework with Automatic Benchmark and Better Interpretability

Xinyu Hu, Mingqi Gao, Li Lin, Zhenghan Yu, Xiaojun Wan

Wangxuan Institute of Computer Technology, Peking University

{huxinyu, gaomingqi, wanxiaojun}@pku.edu.cn

{efsotr_1, zhenghanyu}@stu.pku.edu.cn

Abstract

In NLG meta-evaluation, evaluation metrics are typically assessed based on their consistency with humans. However, we identify some limitations in traditional NLG meta-evaluation approaches, such as issues in handling human ratings and ambiguous selections of correlation measures, which undermine the effectiveness of meta-evaluation. In this work, we propose a dual-perspective NLG meta-evaluation framework that focuses on different evaluation capabilities, thereby providing better interpretability. In addition, we introduce a method of automatically constructing the corresponding benchmarks without requiring new human annotations. Furthermore, we conduct experiments with 16 representative LLMs as the evaluators based on our proposed framework, comprehensively analyzing their evaluation performance from different perspectives.

1 Introduction

Natural Language Generation (NLG) has long been crucial in natural language processing research, encompassing common tasks such as text summarization and dialogue response generation. Unlike other tasks, such as question answering and mathematical reasoning, which have a single standard answer, making it convenient to evaluate the model output by direct matching, NLG tasks are inherently open-ended and lack a unique correct output. Therefore, they require more robust and flexible evaluation metrics. Traditional metrics primarily include string matching-based methods, such as BLEU (Papineni et al., 2002) and ROUGE (Lin, 2004), as well as semantic representation-based methods like BERTScore (Zhang et al.) and BARTScore (Yuan et al., 2021). However, with the advancements of language models, these metrics have gradually been found insufficient to meet requirements. Moreover, some studies have highlighted their deficiencies in robustness.

Recently, large language models (LLMs) such as GPT-4 (Achiam et al., 2023) have demonstrated remarkable leaps in text comprehension and instruction-following capabilities. As a result, many studies (Wang et al., 2023; Chiang and Lee, 2023a) have shifted their focus to leveraging carefully designed instructions to directly prompt LLMs for simulating human evaluation. Additionally, to further enhance the evaluation capabilities of LLMs, some works have constructed training data specifically for evaluation scenarios to fine-tune LLMs. This LLM-based evaluation paradigm, known as LLM-as-a-Judge, has been recognized as well-performing in evaluating common NLG tasks (Wang et al., 2023; Liu et al., 2023). Moreover, it has already been widely adopted in many automated evaluation scenarios, such as the well-known AlpacaEval (Li et al., 2023).

Nevertheless, we argue that traditional NLG meta-evaluation used to assess the performance of metrics has certain limitations, preventing a comprehensive understanding of their evaluation capabilities. Firstly, when measuring the consistency between metrics and human evaluations, multiple human ratings for each sample are typically averaged directly. However, human ratings are not continuous values and may be inconsistent among different annotators, and the quality intervals between adjacent ratings are not uniform (Sullivan and Artino Jr, 2013). Therefore, this seemingly intuitive averaging aggregation is not such reasonable. In addition, the choice of correlation measures commonly used in traditional meta-evaluation can significantly impact the performance assessment of different metrics (Perrella et al., 2024; Gao et al., 2024). It is unclear which correlation measure should be selected in different NLG evaluation scenarios. Furthermore, many widely used NLG evaluation benchmarks suffer from issues including outdated generation systems and potential data contamination, further undermining the reliability

of meta-evaluation. More detailed discussions of these limitations are included in Section 3.

To address these issues, we propose a new dual-perspective NLG meta-evaluation framework. Specifically, the meta-evaluation from the global perspective formulates evaluation as an ordinal classification task, assessing the ability of metrics to judge targets into coarse-grained quality levels. On the other hand, the local-perspective meta-evaluation formulates evaluation as an adjacent pairwise comparison task, assessing the metrics in distinguishing between targets with fine-grained quality differences. These two perspectives focus on different evaluation capabilities, forming a more interpretable NLG meta-evaluation approach compared to the traditional meta-evaluation.

Furthermore, we introduce a method of automatic benchmark construction to better implement our proposed dual-perspective meta-evaluation. Our new benchmark can be automatically constructed based on any existing NLG evaluation benchmark without the cost of new human annotations and potential data contamination. To comprehensively assess the evaluation capabilities of emerging LLM-as-a-Judge, we further experiment with 16 representative LLMs, including both the general-purpose and specifically fine-tuned ones, based on our new NLG meta-evaluation framework. The results indicate LLMs have their respective proficiency in different evaluation capabilities, demonstrating the effectiveness and necessity of our framework.

Overall, our main contributions are as follows:

1. We reveal several limitations in traditional NLG meta-evaluation paradigms and benchmarks and propose a new dual-perspective meta-evaluation framework, which emphasizes different evaluation capabilities while offering better interpretability.
2. We introduce a method of automatically constructing benchmarks for our proposed dual-perspective NLG meta-evaluation, which avoids the high cost of new human evaluations and the risk of data contamination.
3. We conduct extensive experiments with 16 representative LLMs, analyzing their respective proficiency in different evaluation capabilities. The code and data of our meta-evaluation framework will be released to facilitate future research in NLG evaluation.

2 Background

In natural language generation (NLG) evaluation, we are focused on the quality of outputs of a specified NLG task. Aside from human evaluation, which is usually considered the gold standard, various automatic metrics are applied to improve evaluation efficiency, such as BLEU and BERTScore, and the recently emerging LLM-as-a-Judge method. Furthermore, the performance analysis of these metrics is referred to as NLG meta-evaluation, which typically uses specific benchmarks to calculate the consistency between the evaluation results from humans and metrics. We present the definitions of key relevant concepts as follows.

Source The input of the NLG task (e.g., the article in the text summarization). Typically, an evaluation benchmark will contain n different sources $\mathcal{S} = \{s_i\}_{i=1}^n$.

Target The output of the NLG task (e.g., the summary in the text summarization), which is usually generated for each source s_i by each of the m systems. These targets $\mathcal{T} = \{t_{ij}\}_{i=1, j=1}^{n, m}$ constitute the primary objects of meta-evaluation.

Evaluation Scale The quantitative criterion for human evaluation, which is typically a five-point Likert scale (1-5), where rating 1 represents the worst quality and rating 5 represents the best. The scale is predefined in the evaluation guidelines, involving l different ratings corresponding to l distinguishable quality levels of the target during evaluation (e.g., l equals 5 on a scale of 1-5).

Evaluation Result The evaluation results of each target t_{ij} from humans (h_{ij}) or metrics (x_{ij}). More specifically, the results from humans are usually presented in the form of discrete ratings based on the evaluation scale and may involve multiple annotators. Instead, the results from metrics are often deterministic and continuous scores, like BLEU. Although the method of LLM-as-a-Judge prompts LLMs to provide integer evaluation scores, they are often averaged across multiple samplings in practice for better performance (Liu et al., 2023; Chiang and Lee, 2023b). It is approximately the weighted average of different scores based on the corresponding generation probabilities of LLMs, making the final results more fine-grained.

Aggregation Method The method of converting multiple evaluation ratings from a human annotators for each target into a single score that can

be compared with that from the metric. The most common aggregation is to serve ratings as scores and then average them: $h_{ij} = \frac{1}{a} \sum_{k=1}^a h_{ij}^k$.

Consistency Measure The method for calculating the evaluation consistency between final scores from humans and metrics. In traditional NLG meta-evaluation, the correlation method is commonly adopted, such as input-level Spearman correlation: $\frac{1}{n} \sum_{i=1}^n \rho(\{h_{ij}\}_{j=1}^m, \{x_{ij}\}_{j=1}^m)$.

3 Dual-Perspective Meta-Evaluation

Recent studies (Perrella et al., 2024; Gao et al., 2024) have investigated the impact of different consistency measures on NLG meta-evaluation, but less attention has been paid to the aggregation method. The implementation of directly averaging ratings from multiple human evaluators has been followed by default in the previous related work. However, we have doubts about this seemingly self-evident approach from two main aspects. We take the widely-used benchmark, SummEval (Fabbri et al., 2021), as an example, where human evaluation is conducted using a 5-point Likert scale with three annotators.

The targets with the same averaged rating do not necessarily have the same quality. According to the studies (Sullivan and Artino Jr, 2013; Joshi et al., 2015) on the Likert scale, the quality intervals between adjacent ratings are not uniform. For example, the quality difference between ratings 4 and 3 may be greater than the difference between ratings 3 and 2. As a result, despite the same averaged rating, a target originally rated (2, 3, 4) by three annotators cannot be simply assumed to have the same quality as one rated (3, 3, 3). Moreover, targets like the former inherently reflect serious disagreement among human evaluators, which will undermine the reliability of meta-evaluation.

The additional quality levels generated by averaging aggregation are not necessarily valid. The averaged ratings with the 1-5 scale and three annotators can have up to 13 distinct values, leading to some new ratings besides the original five ratings, such as rating $\frac{4}{3}$. To verify whether these new ratings really reflect finer-grained quality levels beyond the original ratings, we conduct a human re-evaluation through pairwise comparison on SummEval. Specifically, we sample specific target pairs as the first test group, where the two averaged ratings involved in each pair are adjacent and belong to new and original ratings, respectively, such

as ratings $\frac{4}{3}$ and 1. As a contrast, we additionally sample the second test groups, where the two averaged ratings involved are adjacent original ratings, such as ratings 2 and 1. More experimental details are included in Appendix A.1. The proportions of pairs with consistent judgments between our re-evaluations and the averaged existing ratings are only 42% for the first group, while 88% for the second group. The results indicate that there are indeed definite quality differences among the original ratings, whereas this is not the case if adding the new ratings generated by averaging aggregation.

To avoid these issues, a straightforward aggregation method is to retain only targets with consistent ratings from multiple annotators. However, it introduces a new limitation of reducing the discriminative power of the benchmark. Specifically, the scale in traditional NLG meta-evaluation is usually coarse-grained, such as 1-5, which accounts for the limited human evaluation capacity to ensure the quality of annotations. Therefore, some targets with the same rating may actually have distinct qualities, e.g., if the more fine-grained evaluation scale (e.g., 1-10) and the more professional annotator are available. Unfortunately, such quality differences do not contribute to enhancing metric assessment under the traditional meta-evaluation paradigm. Instead, if a metric correctly distinguishes these differences, **it will be penalized rather than rewarded**, such as when calculating correlations. An example is provided in Appendix B for detailed illustration. To further address this limitation, we propose a new dual-perspective NLG meta-evaluation approach with different focuses on the assessment of evaluation capabilities.

3.1 Global Perspective

In global-perspective meta-evaluation, the focus is on the ability to judge the coarse-grained ratings of targets with various qualities rather than distinguishing quality differences within the same coarse-grained rating. It aims to avoid unreasonable penalization in traditional meta-evaluation mentioned before. Considering that the evaluation scale inherently possesses both categorical and ordinal properties, we treat the meta-evaluation as an ordinal classification task, where different ratings are treated as different categories. The ordinal classification and its dedicated metrics extend standard classification by considering the relationships between different categories, thereby enabling more discriminative assessment. For instance, while misclassifying a

target with a true rating of 5 as rating 4 is incorrect, it is less severe than misclassifying it as rating 3. Finally, the performance of the evaluation metric is assessed as follows:

$$\kappa(\{h_{ij}\}_{i=1,j=1}^{n,m}, \{x_{ij}\}_{i=1,j=1}^{n,m}, l)$$

where κ represents the linear weighted κ (Cohen, 1968), which is the most recommended ordinal classification metric by Sakai (2021) through comprehensive analyses, with details included in Appendix A.2. And l represents the number of different coarse-grained ratings.

3.2 Local Perspective

On the other hand, in local-perspective meta-evaluation, the focus shifts to the ability to perceive fine-grained quality differences, thereby complementing the global perspective and rewarding those metrics with good discriminative ability. More specifically, given the targets with different qualities, where some of them may have the same coarse-grained rating, the concern here is whether they can be correctly ranked rather than whether they can be rated correctly. Furthermore, through a target sequence for each source that contains significantly more than l targets with different qualities, we can enable the more fine-grained meta-evaluation. The performance of metrics is assessed by comparing their evaluation scores for each pair of adjacent targets in the sequence sorted by target quality, which is the most challenging case. Given a target sequence $t_{i1}, t_{i2}, \dots, t_{ik}$ for each source s_i with the incremental target quality, the comparison accuracy is calculated as follows:

$$\frac{1}{n(k-1)} \sum_{i=1}^n \sum_{1 \leq j < k} \mathbb{1}(x_{ij} < x_{i,j+1})$$

3.3 Preliminary Study on SummEval

We conduct a preliminary study on SummEval to briefly observe the performance of LLM-as-a-Judge under different NLG meta-evaluation approaches, with detailed settings described in Appendix A.3. The results in Table 1 have shown significant ranking differences, highlighting the complexity of meta-evaluation. Although some work (Gao et al., 2024) has analyzed different correlation measures, their focus was only on the specific evaluation stability. In contrast, our proposed meta-evaluation approach focuses on different evaluation capabilities, thereby offering better interpretability.

| LLM-as-Judges | κ | Acc | r | ρ |
|---------------|----------|----------|----------|----------|
| GPT-4o | 0.225(3) | 0.835(4) | 0.562(4) | 0.522(2) |
| GPT-4o mini | 0.128(6) | 0.815(6) | 0.521(7) | 0.507(4) |
| GPT-4 Turbo | 0.342(1) | 0.839(3) | 0.625(1) | 0.513(3) |
| Llama-3.1-70B | 0.114(7) | 0.807(7) | 0.523(6) | 0.491(5) |
| Qwen-2.5-72B | 0.217(4) | 0.840(2) | 0.577(2) | 0.490(7) |
| Gemma-2-27B | 0.211(5) | 0.842(1) | 0.533(5) | 0.490(6) |
| Phi-4-14B | 0.301(2) | 0.815(5) | 0.564(3) | 0.532(1) |

Table 1: The results and rankings of common LLMs as evaluators from our proposed two meta-evaluation perspectives and under the traditional meta-evaluation with Pearson (r) and Spearman (ρ) correlations.

For instance, global-perspective meta-evaluation is more suitable for scenarios requiring a coarse-grained qualitative evaluation, such as selecting high-quality training data. Local-perspective meta-evaluation is more suitable for scenarios requiring a fine-grained comparative evaluation, such as labeling data pairs for preference optimization.

Although our proposed meta-evaluation approach can be directly applied to existing NLG benchmarks as described above, it has certain limitations in the implementation. In global-perspective meta-evaluation, consistency-based filtering may significantly reduce data volume and lead to an imbalanced rating distribution. In local-perspective meta-evaluation, the target sequence can only be constructed based on the human evaluation scale, lacking sufficient targets to meet the original intention. Moreover, many common NLG evaluation benchmarks face challenges, such as outdated systems and the risk of data contamination. Therefore, we introduce a method of automatically constructing corresponding benchmarks to better implement our dual-perspective meta-evaluation with no need for new human annotations.

4 Automatic Benchmark Construction

To address the concerns mentioned in Section 3.3 and construct the required benchmarks for two meta-evaluation perspectives, we adopt the method of controlled error injection on high-quality references. Previous studies (Hu et al., 2024a; Wang et al., 2024b) have employed perturbation attacks to assess metrics by verifying whether the variations in evaluation results pre- and post-perturbations meet expectations. However, they merely consider whether perturbations exist. In contrast, we further leverage perturbations of varying degrees and quantities while flexibly controlling the error injection to meet different construction requirements.

4.1 Evaluation Aspect Decomposition

In common NLG benchmarks, the evaluation is often further specified across different aspects like coherence. We first decompose them into more fine-grained sub-aspects for better guidance of the error injection. Previous research on active evaluation (Liu et al., 2024d; Li et al., 2025) has also shown the aspect decomposition can improve the evaluation performance of LLMs, which may play a role similar to the chain of thought (Wei et al., 2022). To achieve the sub-aspects efficiently, we prompt OpenAI o1 (OpenAI, 2024), leveraging its strong reasoning ability to first generate candidates. Then, they undergo manual selection and refinement, yielding a set of representative sub-aspects, as shown in Tables 12 and 13 in the appendix.

4.2 Global Perspective

Since human evaluation is generally regarded as the gold standard, we adhere to the original human evaluation scale to define the different coarse-grained ratings and construct corresponding new targets. Firstly, we generate candidate targets with various qualities by simultaneously injecting different numbers of errors into references using OpenAI o1. Each error is associated with a random evaluation sub-aspect described in Section 4.1. Additionally, the references are generated by GPT-4o, and we apply a heuristic algorithm to select the most diverse portions from multiple samplings, ensuring both the high quality and diversity of references.

Then, the key lies in the estimation of ratings for these targets. Inspired by the concept of the anchor data used in Liu et al. (2024b), we propose an anchoring method that leverages certain existing targets as reference points that align the best with human evaluation preferences. Specifically, we first select the targets from the original benchmark that exhibit high consistency across evaluation results from both humans and strong LLMs, serving as the anchor set A_r for each rating r . These targets, also named anchors, are potentially more reliable, and multiple anchors together can be considered approximately representing the quality of the corresponding rating.

Since each candidate target t must belong to a certain rating r , it should basically have higher quality than anchor targets of rating $r - 1$ and lower quality than anchor targets of rating $r + 1$, while exhibiting similar quality to anchor targets of rating r . Based on this principle, we compare each

candidate target with anchor targets of each rating in a pairwise manner to estimate its rating:

$$\operatorname{argmax}_r \frac{-|\sum_{t_i \in A_r} (F(t \succ t_i) - F(t \prec t_i))|}{|A_r|} + \frac{\sum_{t_i \in A_{r-1}} F(t \succ t_i)}{|A_{r-1}|} + \frac{\sum_{t_i \in A_{r+1}} F(t \prec t_i)}{|A_{r+1}|}$$

where $|A_r|$ represents the number of targets in anchor set A_r , and F denotes the direct pairwise comparison implemented by the LLM, returning 1 if the given quality relationship holds and 0 otherwise. Furthermore, to reduce the number of comparisons and the corresponding computational cost, we use a small part of the data in advance to approximate the number of errors corresponding to each rating for more efficient target generation.

4.3 Local Perspective

As for the local perspective, we aim to construct a sequence of targets for each source that follows a clear quality ranking without explicit ratings. To achieve this, we modify the previous error injection method to an iterative process, where we start from the reference and insert one error at a time while unchanging other content. Each error-injected target serves as the input for the next iteration, with each error also randomly corresponding to an evaluation sub-aspect. Since cumulative errors objectively ensure a gradual decline in quality, the sequence from the reference to the last target after the error injection exhibits an order of descending quality. Moreover, free from the constraints of the original human evaluation scale, we can customize the number of iterations to make the sequence contain more targets than the number of different ratings in the scale, thereby ensuring more fine-grained quality differences. The iterative injection process is also implemented by OpenAI o1 with elaborate instructions. Other details of our automatic benchmark construction are included in Appendix C.1.

5 Experiments

5.1 Benchmarks

We experiment on the two most typical NLG evaluation benchmarks, SummEval (Fabbri et al., 2021) for text summarization and Topical-Chat (Mehri and Eskenazi, 2020) for dialogue response generation. Their respective new benchmarks from global and local perspectives are constructed considering their human evaluation scales and task

| LLM | SummEval Global | | | | | Topical-Chat Global | | | | | | Overall |
|-------------------|-----------------|-------|-------|-------|-------|---------------------|-------|-------|-------|-------|-------|------------|
| | Coh | Con | Flu | Rel | Avg | Und | Nat | MCtx | Int | UK | Avg | |
| GPT-4o | 0.677 | 0.601 | 0.595 | 0.737 | 0.653 | 0.947 | 0.667 | 0.756 | 0.625 | 0.713 | 0.742 | 0.697 (5) |
| GPT-4o mini | 0.619 | 0.615 | 0.584 | 0.781 | 0.650 | 0.967 | 0.685 | 0.680 | 0.586 | 0.677 | 0.719 | 0.684 (6) |
| GPT-4 Turbo | 0.621 | 0.570 | 0.569 | 0.708 | 0.617 | 0.930 | 0.593 | 0.693 | 0.711 | 0.720 | 0.730 | 0.673 (7) |
| GPT-3.5 Turbo | 0.551 | 0.556 | 0.513 | 0.712 | 0.583 | 0.753 | 0.583 | 0.444 | 0.683 | 0.613 | 0.615 | 0.599 (12) |
| DeepSeek-V3 | 0.625 | 0.532 | 0.587 | 0.683 | 0.607 | 0.863 | 0.588 | 0.654 | 0.589 | 0.720 | 0.683 | 0.645 (8) |
| Llama-3.1-70B | 0.559 | 0.677 | 0.588 | 0.560 | 0.596 | 0.771 | 0.625 | 0.607 | 0.580 | 0.493 | 0.615 | 0.606 (11) |
| Qwen-2.5-72B | 0.737 | 0.818 | 0.786 | 0.733 | 0.769 | 0.943 | 0.820 | 0.737 | 0.783 | 0.760 | 0.809 | 0.789 (1) |
| Gemma-2-27B | 0.601 | 0.710 | 0.532 | 0.724 | 0.642 | 0.913 | 0.507 | 0.552 | 0.558 | 0.597 | 0.626 | 0.634 (9) |
| Phi-4-14B | 0.649 | 0.608 | 0.667 | 0.659 | 0.646 | 0.903 | 0.644 | 0.694 | 0.783 | 0.753 | 0.756 | 0.701 (4) |
| Auto-J-13B | 0.290 | 0.274 | 0.169 | 0.344 | 0.269 | 0.026 | 0.168 | 0.201 | 0.302 | 0.021 | 0.144 | 0.207 (16) |
| CRITIQUELLM-6B | 0.548 | 0.608 | 0.318 | 0.654 | 0.532 | 0.418 | 0.113 | 0.239 | 0.292 | 0.434 | 0.299 | 0.415 (14) |
| Prometheus-13B | 0.333 | 0.473 | 0.434 | 0.407 | 0.412 | 0.223 | 0.161 | 0.137 | 0.310 | 0.334 | 0.233 | 0.322 (15) |
| Prometheus-2-7B | 0.638 | 0.634 | 0.401 | 0.656 | 0.582 | 0.585 | 0.393 | 0.584 | 0.558 | 0.593 | 0.542 | 0.562 (13) |
| Prometheus-2-8x7B | 0.690 | 0.755 | 0.548 | 0.613 | 0.652 | 0.620 | 0.452 | 0.605 | 0.767 | 0.564 | 0.602 | 0.627 (10) |
| Themis-8B | 0.797 | 0.827 | 0.741 | 0.797 | 0.791 | 0.852 | 0.729 | 0.628 | 0.702 | 0.317 | 0.645 | 0.718 (3) |
| CompassJuder-32B | 0.782 | 0.863 | 0.705 | 0.840 | 0.797 | 0.863 | 0.643 | 0.649 | 0.869 | 0.577 | 0.720 | 0.759 (2) |

Table 2: The results of the linear weighted κ for different LLMs on our new global-perspective benchmarks, with the overall ranking shown in parentheses. The abbreviations represent different evaluation aspects and their averages.

requirements, with their statistics presented in Appendix C.2. Moreover, we analyze the quality and construction cost of our automatic benchmarks in Appendices C.3 and C.4, respectively.

5.2 LLMs for LLM-as-a-Judge

We select a wide range of representative general-purpose LLMs, as well as those fine-tuned specifically for evaluation, for the LLM-as-a-judge method in our experiments. The general-purpose LLMs include GPT-4o, GPT-4o mini, GPT-4 Turbo, GPT-3.5 Turbo (Achiam et al., 2023), DeepSeek-V3 (Liu et al., 2024a), Llama-3.1-70B-Instruct (Dubey et al., 2024), Qwen-2.5-72B-Instruct (Yang et al., 2024), Gemma-2-27B-Instruct (Team et al., 2024), and Phi-4-14B (Abdin et al., 2024). The specifically fine-tuned LLMs include Auto-J-13B (Li et al.), CRITIQUELLM-6B (Ke et al., 2024), Prometheus-13B (Kim et al., 2023), Prometheus-2-7B, Prometheus-2-8x7B (Kim et al., 2024b), Themis-8B (Hu et al., 2024b) and CompassJuder-32B (Cao et al., 2024). The detailed experimental settings are described in Appendix A.4.

5.3 Global Perspective

We present the performance of different LLMs as the evaluators on our new benchmarks of SummEval and Topical-Chat from the global perspective in Table 2. The results show that Qwen-2.5-72B and CompassJuder-32B achieve the best overall performance, both greatly surpassing GPT-4o. Furthermore, Phi-4-14B and GPT-4o mini, despite

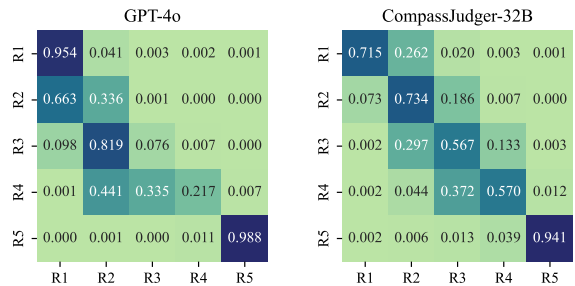


Figure 1: The confusion matrices of two LLMs on SummEval, where the vertical and horizontal axes represent the true and predicted ratings from 1 to 5, respectively.

the relatively small number of parameters, exhibit close performance to GPT-4o. This indicates that current small-scale general-purpose LLMs have already achieved a considerable level of coarse-grained evaluation capability, even without specialized fine-tuning for evaluation scenarios.

To further understand the evaluation behaviors of different LLMs, we generate the confusion matrices. Figure 1 shows two representative LLMs on SummEval, with more results illustrated in Appendix D. While GPT-4o is more accurate in judging the targets of the best and worst quality, it tends to be overly stringent when evaluating the targets of medium quality, often considering them as the lower ratings. In contrast, CompassJuder-32B, though less accurate for low-quality targets, demonstrates a more balanced performance across different ratings. Such discrepancy may stem from the different expectations regarding text quality

| LLM | SummEval Local | | | | | Topical-Chat Local | | | | | | Overall |
|-------------------|----------------|-------|-------|-------|-------|--------------------|-------|-------|-------|-------|-------|------------|
| | Coh | Con | Flu | Rel | Avg | Und | Nat | MCtx | Int | UK | Avg | |
| GPT-4o | 0.661 | 0.707 | 0.661 | 0.646 | 0.669 | 0.776 | 0.714 | 0.807 | 0.702 | 0.595 | 0.719 | 0.694 (2) |
| GPT-4o mini | 0.654 | 0.640 | 0.654 | 0.617 | 0.641 | 0.831 | 0.717 | 0.783 | 0.683 | 0.621 | 0.727 | 0.684 (4) |
| GPT-4 Turbo | 0.683 | 0.723 | 0.643 | 0.643 | 0.673 | 0.764 | 0.721 | 0.776 | 0.640 | 0.624 | 0.705 | 0.689 (3) |
| GPT-3.5 Turbo | 0.609 | 0.615 | 0.569 | 0.601 | 0.598 | 0.700 | 0.617 | 0.698 | 0.690 | 0.555 | 0.652 | 0.625 (10) |
| DeepSeek-V3 | 0.687 | 0.663 | 0.669 | 0.630 | 0.662 | 0.750 | 0.731 | 0.814 | 0.681 | 0.662 | 0.728 | 0.695 (1) |
| Llama-3.1-70B | 0.642 | 0.547 | 0.625 | 0.595 | 0.602 | 0.745 | 0.695 | 0.757 | 0.719 | 0.571 | 0.698 | 0.650 (9) |
| Qwen-2.5-72B | 0.683 | 0.703 | 0.610 | 0.630 | 0.657 | 0.781 | 0.610 | 0.821 | 0.633 | 0.612 | 0.691 | 0.674 (5) |
| Gemma-2-27B | 0.678 | 0.668 | 0.650 | 0.622 | 0.655 | 0.781 | 0.745 | 0.660 | 0.705 | 0.531 | 0.684 | 0.669 (6) |
| Phi-4-14B | 0.636 | 0.695 | 0.659 | 0.617 | 0.652 | 0.774 | 0.624 | 0.726 | 0.643 | 0.550 | 0.663 | 0.658 (8) |
| Auto-J-13B | 0.565 | 0.574 | 0.496 | 0.541 | 0.544 | 0.533 | 0.445 | 0.533 | 0.462 | 0.448 | 0.484 | 0.514 (14) |
| CRITIQUELLM-6B | 0.648 | 0.642 | 0.565 | 0.579 | 0.609 | 0.664 | 0.586 | 0.636 | 0.471 | 0.564 | 0.584 | 0.596 (12) |
| Prometheus-13B | 0.476 | 0.490 | 0.522 | 0.490 | 0.495 | 0.433 | 0.540 | 0.343 | 0.557 | 0.490 | 0.473 | 0.484 (15) |
| Prometheus-2-7B | 0.597 | 0.531 | 0.517 | 0.539 | 0.546 | 0.688 | 0.600 | 0.669 | 0.621 | 0.593 | 0.634 | 0.590 (13) |
| Prometheus-2-8x7B | 0.623 | 0.621 | 0.505 | 0.551 | 0.575 | 0.695 | 0.612 | 0.633 | 0.602 | 0.552 | 0.619 | 0.597 (11) |
| Themis-8B | 0.368 | 0.385 | 0.307 | 0.361 | 0.355 | 0.588 | 0.462 | 0.543 | 0.443 | 0.357 | 0.479 | 0.417 (16) |
| CompassJuder-32B | 0.665 | 0.654 | 0.593 | 0.626 | 0.634 | 0.795 | 0.679 | 0.783 | 0.652 | 0.586 | 0.699 | 0.667 (7) |

Table 3: The results of adjacent pairwise accuracy for different LLMs on new local-perspective benchmarks, with the overall ranking shown in parentheses. The abbreviations represent different evaluation aspects and their averages.

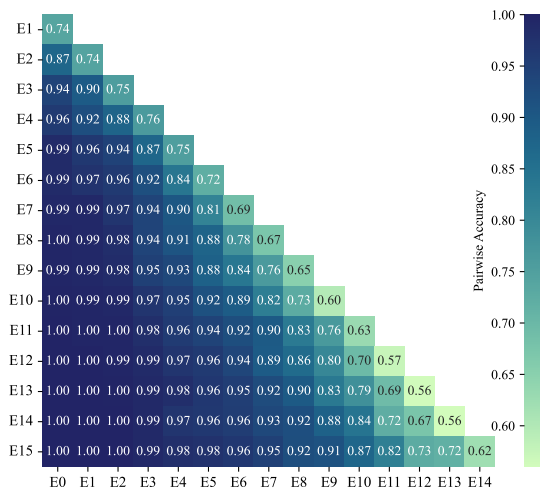


Figure 2: The complete results of all target pairs, where the diagonal corresponds to target pairs with $I(1)$.

among LLMs, thereby affecting their evaluation performance. For example, the superior linguistic capabilities of GPT-4o may lead it to impose overly high standards during evaluation.

5.4 Local Perspective

In our local-perspective benchmarks, the targets constructed for each source contain different numbers of cumulative errors as described in Section 4.3. We define the pair of targets of the same source, with one containing k more errors than the other, as the target pair with $I(k)$. So the performance of different LLMs is assessed on target pairs with $I(1)$ according to Section 3.2, with the results presented in Table 3. Compared with the global perspective,

the ranking of LLMs has changed significantly. For instance, GPT-4 Turbo and DeepSeek-V3, which perform at a mid-tier level in global-perspective benchmarks, now achieve the top overall performance, and GPT-4o overtakes both Qwen-2.5-72B and CompassJuder-32B. Therefore, there is a clear difference between the LLMs’ proficiency in these two evaluation capabilities, highlighting the necessity of distinguishing them and the effectiveness of our proposed meta-evaluation framework.

Moreover, we present the complete pairwise accuracy on all target pairs in Figure 2, covering various quality combinations. We take GPT-4o on SummEval as an example, while other cases follow a similar pattern, as shown in Appendix D. The horizontal and vertical axes represent the cumulative error counts of two targets in the pair, which reflect their respective qualities. Therefore, in Figure 2, target pairs located further toward the upper left have higher qualities, while those further toward the lower left exhibit greater quality differences. The results indicate that LLMs have better discriminative ability on target pairs with higher qualities and greater quality differences.

Furthermore, we experiment with a more intuitive evaluation approach, where LLMs directly compare each target pair with $I(1)$. As shown in Table 10, it is surprising that the LLMs except those specifically fine-tuned perform worse with direct pairwise comparison than the previous evaluating each target separately and then comparing the scores, which contradicts observations from

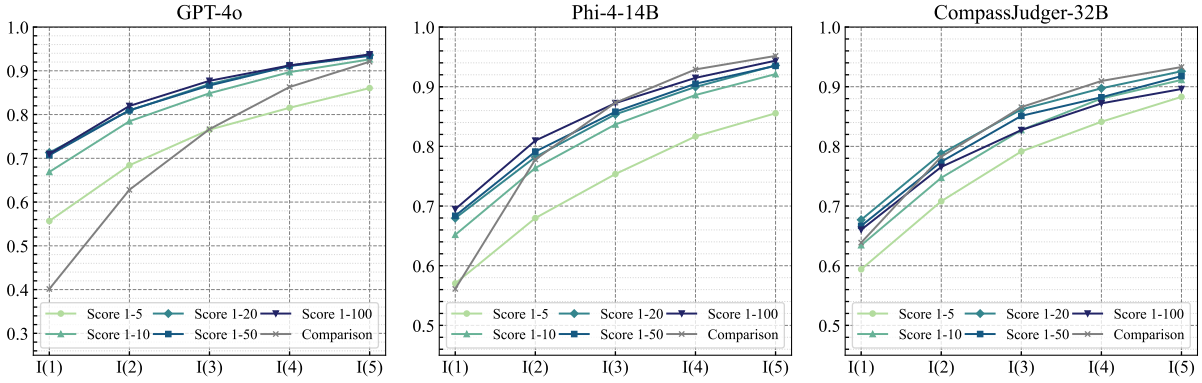


Figure 3: Evaluation results of LLMs using approaches of directly comparing and scoring with different ranges on target pairs with five levels of differences, which increase from $I(1)$ to $I(5)$.

prior studies (Liusie et al., 2024; Chen et al., 2024). We suppose this is because different evaluation approaches have their respective limits on discriminative power, and differences within the target pairs with $I(1)$ are subtle. Therefore, we further explore target pairs with greater differences up to $I(5)$, as well as other scoring ranges. The results in Figure 3 show that the direct comparison approach is only competitive when differences between targets are significant. Moreover, LLMs exhibit similar performance when the scoring range extends beyond 1–10, and the optimal range varies.

6 Related Work

As LLM-as-a-judge methods become increasingly prevalent, prior studies have designed some meta-evaluation benchmarks to assess their performance. Most of these benchmarks focus on the consistency between the evaluation results from LLMs and humans. Generally, their outputs are collected from generation models on various instruction-following tasks and humans are required to evaluate the quality of these outputs on different aspects, using direct scoring (Ye et al., 2024b; Kim et al., 2024a) or pairwise comparisons (Zheng et al., 2023; Zeng et al., 2024; Zhang et al., 2023b). A slightly different approach is taken by Thakur et al. (2024), who conduct the assessment through an objective knowledge-based question-answering task. Moreover, Tan et al. (2024) propose a pipeline for automatically constructing benchmarks focused only on factual and logical correctness.

In addition to consistency with human judgments, Wang et al. (2024a) evaluate the position bias in pairwise comparisons from LLMs. Furthermore, Ye et al. (2024a) employ the perturbation method to provide a more comprehensive quantifi-

cation of 12 different biases in LLM-based evaluators. Lee et al. (2025), on the other hand, examine the consistency of evaluation results provided by LLM-based evaluators under multiple samplings and different scoring scales. And Zhao et al. (2024) consider additional expectations for the pairwise evaluation, such as transitivity.

Specifically for NLG tasks, Bavaresco et al. (2024) investigate the performance of different LLM-based evaluators across 20 NLP tasks on existing benchmarks, including translation and summarization. Wang et al. (2024c) design perturbation tests for six NLG tasks to benchmark the evaluation abilities of LLMs. Besides, some studies specifically evaluate the capabilities of LLM-based evaluators on specific NLG tasks, including translation (Freitag et al., 2024), text summarization (Liu et al., 2024c; Siledar et al., 2024), dialogue generation (Zhang et al., 2023a; Mendonça et al., 2024), and story generation (Chhun et al., 2024).

7 Conclusion

In this work, we propose a new dual-perspective NLG meta-evaluation framework to address certain limitations in the traditional paradigm. Our framework focuses on different evaluation capabilities from global and local perspectives, thereby offering better interpretability. Moreover, we introduce a method of automatically constructing corresponding new benchmarks, avoiding potential data contamination and the cost of new human annotations. We further conduct comprehensive experiments with 16 representative LLMs as evaluators, analyzing their proficiency in different evaluation capabilities. Our proposed framework and study findings aim to provide new insights for NLG meta-evaluation and promote further research.

Limitations

In constructing our benchmarks, we leverage some LLMs for certain steps, such as generating candidate targets. However, we do not rely entirely on more powerful OpenAI o1, meaning the construction may not be optimal. This decision is driven by the high cost of OpenAI o1 and that some tasks can be satisfactorily handled by more affordable LLMs, such as GPT-4o. Nonetheless, our construction method inherently benefits from advancements in LLMs. As their capabilities improve and inference costs decline, the quality and cost-effectiveness of our benchmark will naturally improve.

Ethics Statement

This work does not pose any ethical issues. All datasets, open-source LLMs, and API calls used in our work are publicly available. And we comply with their respective licenses and use them only for research purposes. The error injection methods employed in our benchmark construction focus exclusively on text quality and do not introduce any harmful content or personally sensitive information. Additionally, we responsibly recruit annotators who have a good command of English from local universities for our human evaluation and provide reasonable payment for their work.

References

- Marah Abdin, Jyoti Aneja, Harkirat Behl, Sébastien Bubeck, Ronen Eldan, Suriya Gunasekar, Michael Harrison, Russell J Hewett, Mojan Javaheripi, Piero Kauffmann, et al. 2024. Phi-4 technical report. *arXiv preprint arXiv:2412.08905*.
- Josh Achiam, Steven Adler, Sandhini Agarwal, Lama Ahmad, Ilge Akkaya, Florencia Leoni Aleman, Diogo Almeida, Janko Altschmidt, Sam Altman, Shyamal Anadkat, et al. 2023. Gpt-4 technical report. *arXiv preprint arXiv:2303.08774*.
- Enrique Amigó, Julio Gonzalo, Stefano Mizzaro, and Jorge Carrillo de Albornoz. 2020. An effectiveness metric for ordinal classification: Formal properties and experimental results. In *Proceedings of the 58th Annual Meeting of the Association for Computational Linguistics*, pages 3938–3949.
- Anna Bavaresco, Raffaella Bernardi, Leonardo Bertolazzi, Desmond Elliott, Raquel Fernández, Albert Gatt, Esam Ghaleb, Mario Giulianelli, Michael Hanna, Alexander Koller, André F. T. Martins, Philipp Mondorf, Vera Neplenbroek, Sandro Pezzelle, Barbara Plank, David Schlangen, Alessandro Suglia, Aditya K. Surikuchi, Ece Takmaz, and Alberto Testoni. 2024. *Llms instead of human judges? A large scale empirical study across 20 NLP evaluation tasks*. *CoRR*, abs/2406.18403.
- Maosong Cao, Alexander Lam, Haodong Duan, Hongwei Liu, Songyang Zhang, and Kai Chen. 2024. Compassjudge-1: All-in-one judge model helps model evaluation and evolution. *arXiv preprint arXiv:2410.16256*.
- Dongping Chen, Ruoxi Chen, Shilin Zhang, Yaochen Wang, YINUO Liu, Huichi Zhou, Qihui Zhang, Yao Wan, Pan Zhou, and Lichao Sun. 2024. Mllm-as-a-judge: Assessing multimodal llm-as-a-judge with vision-language benchmark. In *Forty-first International Conference on Machine Learning*.
- Cyril Chhun, Fabian M. Suchanek, and Chloé Clavel. 2024. *Do language models enjoy their own stories? prompting large language models for automatic story evaluation*. *Trans. Assoc. Comput. Linguistics*, 12:1122–1142.
- Cheng-Han Chiang and Hung-Yi Lee. 2023a. Can large language models be an alternative to human evaluations? In *Proceedings of the 61st Annual Meeting of the Association for Computational Linguistics (Volume 1: Long Papers)*, pages 15607–15631.
- Cheng-Han Chiang and Hung-yi Lee. 2023b. *A closer look into using large language models for automatic evaluation*. In *Findings of the Association for Computational Linguistics: EMNLP 2023*, pages 8928–8942, Singapore. Association for Computational Linguistics.
- Jacob Cohen. 1968. Weighted kappa: Nominal scale agreement provision for scaled disagreement or partial credit. *Psychological bulletin*, 70(4):213.
- Abhimanyu Dubey, Abhinav Jauhri, Abhinav Pandey, Abhishek Kadian, Ahmad Al-Dahle, Aiesha Letman, Akhil Mathur, Alan Schelten, Amy Yang, Angela Fan, et al. 2024. The llama 3 herd of models. *arXiv preprint arXiv:2407.21783*.
- Alexander R Fabbri, Wojciech Kryściński, Bryan McCann, Caiming Xiong, Richard Socher, and Dragomir Radev. 2021. Summeval: Re-evaluating summarization evaluation. *Transactions of the Association for Computational Linguistics*, 9:391–409.
- Markus Freitag, Nitika Mathur, Daniel Deutsch, Chiklu Lo, Eleftherios Avramidis, Ricardo Rei, Brian Thompson, Frédéric Blain, Tom Kocmi, Jiayi Wang, David Ifeoluwa Adelani, Marianna Buchicchio, Chrysoula Zerva, and Alon Lavie. 2024. *Are llms breaking MT metrics? results of the WMT24 metrics shared task*. In *Proceedings of the Ninth Conference on Machine Translation, WMT 2024, Miami, FL, USA, November 15-16, 2024*, pages 47–81. Association for Computational Linguistics.
- Mingqi Gao, Xinyu Hu, Li Lin, and Xiaojun Wan. 2024. Analyzing and evaluating correlation measures in nlg meta-evaluation. *arXiv preprint arXiv:2410.16834*.

- Xinyu Hu, Mingqi Gao, Sen Hu, Yang Zhang, Yicheng Chen, Teng Xu, and Xiaojun Wan. 2024a. [Are LLM-based evaluators confusing NLG quality criteria?](#) In *Proceedings of the 62nd Annual Meeting of the Association for Computational Linguistics (Volume 1: Long Papers)*, pages 9530–9570, Bangkok, Thailand. Association for Computational Linguistics.
- Xinyu Hu, Li Lin, Mingqi Gao, Xunjian Yin, and Xiaojun Wan. 2024b. Themis: A reference-free nlg evaluation language model with flexibility and interpretability. In *Proceedings of the 2024 Conference on Empirical Methods in Natural Language Processing*, pages 15924–15951.
- Ankur Joshi, Saket Kale, Satish Chandel, and D Kumar Pal. 2015. Likert scale: Explored and explained. *British journal of applied science & technology*, 7(4):396–403.
- Pei Ke, Bosi Wen, Andrew Feng, Xiao Liu, Xuanyu Lei, Jiale Cheng, Shengyuan Wang, Aohan Zeng, Yuxiao Dong, Hongning Wang, et al. 2024. Critiquellm: Towards an informative critique generation model for evaluation of large language model generation. In *Proceedings of the 62nd Annual Meeting of the Association for Computational Linguistics (Volume 1: Long Papers)*, pages 13034–13054.
- Seungone Kim, Jamin Shin, Yejin Cho, Joel Jang, Shayne Longpre, Hwaran Lee, Sangdoon Yun, Seongjin Shin, Sungdong Kim, James Thorne, et al. 2023. Prometheus: Inducing fine-grained evaluation capability in language models. In *The Twelfth International Conference on Learning Representations*.
- Seungone Kim, Juyoung Suk, Ji Yong Cho, Shayne Longpre, Chaeun Kim, Dongkeun Yoon, Guijin Son, Yejin Choi, Sheikh Shafayat, Jinheon Baek, Sue Hyun Park, Hyeonbin Hwang, Jinkyung Jo, Hyowon Cho, Haebin Shin, Seongyun Lee, Hanseok Oh, Noah Lee, Namgyu Ho, Se June Joo, Miyoung Ko, Yoonjoo Lee, Hyungjoo Chae, Jamin Shin, Joel Jang, Seonghyeon Ye, Bill Yuchen Lin, Sean Welleck, Graham Neubig, Moontae Lee, Kyungjae Lee, and Minjoon Seo. 2024a. [The biggen bench: A principled benchmark for fine-grained evaluation of language models with language models](#). *CoRR*, abs/2406.05761.
- Seungone Kim, Juyoung Suk, Shayne Longpre, Bill Yuchen Lin, Jamin Shin, Sean Welleck, Graham Neubig, Moontae Lee, Kyungjae Lee, and Minjoon Seo. 2024b. Prometheus 2: An open source language model specialized in evaluating other language models. *arXiv preprint arXiv:2405.01535*.
- Noah Lee, Jiwoo Hong, and James Thorne. 2025. [Evaluating the consistency of LLM evaluators](#). In *Proceedings of the 31st International Conference on Computational Linguistics, COLING 2025, Abu Dhabi, UAE, January 19-24, 2025*, pages 10650–10659. Association for Computational Linguistics.
- Junlong Li, Shichao Sun, Weizhe Yuan, Run-Ze Fan, Pengfei Liu, et al. Generative judge for evaluating alignment. In *The Twelfth International Conference on Learning Representations*.
- Minzhi Li, Zhengyuan Liu, Shumin Deng, Shafiq Joty, Nancy Chen, and Min-Yen Kan. 2025. Dna-eval: Enhancing large language model evaluation through decomposition and aggregation. In *Proceedings of the 31st International Conference on Computational Linguistics*, pages 2277–2290.
- Xuechen Li, Tianyi Zhang, Yann Dubois, Rohan Taori, Ishaan Gulrajani, Carlos Guestrin, Percy Liang, and Tatsunori B. Hashimoto. 2023. AlpacaEval: An automatic evaluator of instruction-following models. https://github.com/tatsu-lab/alpaca_eval.
- Chin-Yew Lin. 2004. Rouge: A package for automatic evaluation of summaries. In *Text summarization branches out*, pages 74–81.
- Aixin Liu, Bei Feng, Bing Xue, Bingxuan Wang, Bochao Wu, Chengda Lu, Chenggang Zhao, Chengqi Deng, Chenyu Zhang, Chong Ruan, et al. 2024a. Deepseek-v3 technical report. *arXiv preprint arXiv:2412.19437*.
- Yang Liu, Dan Iter, Yichong Xu, Shuhang Wang, Ruochen Xu, and Chenguang Zhu. 2023. G-eval: Nlg evaluation using gpt-4 with better human alignment. In *Proceedings of the 2023 Conference on Empirical Methods in Natural Language Processing*, pages 2511–2522.
- Yinhong Liu, Han Zhou, Zhijiang Guo, Ehsan Shareghi, Ivan Vulić, Anna Korhonen, and Nigel Collier. 2024b. Aligning with human judgement: The role of pairwise preference in large language model evaluators. *arXiv preprint arXiv:2403.16950*.
- Yixin Liu, Alexander R. Fabbri, Jiawen Chen, Yilun Zhao, Simeng Han, Shafiq Joty, Pengfei Liu, Dragomir Radev, Chien-Sheng Wu, and Arman Cohen. 2024c. [Benchmarking generation and evaluation capabilities of large language models for instruction controllable summarization](#). In *Findings of the Association for Computational Linguistics: NAACL 2024, Mexico City, Mexico, June 16-21, 2024*, pages 4481–4501. Association for Computational Linguistics.
- Yuxuan Liu, Tianchi Yang, Shaohan Huang, Zihan Zhang, Haizhen Huang, Furu Wei, Weiwei Deng, Feng Sun, and Qi Zhang. 2024d. Hd-eval: Aligning large language model evaluators through hierarchical criteria decomposition. *arXiv preprint arXiv:2402.15754*.
- Adian Liusie, Potsawee Manakul, and Mark Gales. 2024. Llm comparative assessment: Zero-shot nlg evaluation through pairwise comparisons using large language models. In *Proceedings of the 18th Conference of the European Chapter of the Association for Computational Linguistics (Volume 1: Long Papers)*, pages 139–151.
- Shikib Mehri and Maxine Eskenazi. 2020. Usr: An unsupervised and reference free evaluation metric

- for dialog generation. In *Proceedings of the 58th Annual Meeting of the Association for Computational Linguistics*, pages 681–707.
- John Mendonça, Isabel Trancoso, and Alon Lavie. 2024. [Soda-eval: Open-domain dialogue evaluation in the age of llms](#). In *Findings of the Association for Computational Linguistics: EMNLP 2024, Miami, Florida, USA, November 12-16, 2024*, pages 11687–11708. Association for Computational Linguistics.
- OpenAI. 2024. Introducing openai o1-preview. <https://openai.com/index/introducing-openai-o1-preview/>.
- Kishore Papineni, Salim Roukos, Todd Ward, and Wei-Jing Zhu. 2002. Bleu: a method for automatic evaluation of machine translation. In *Proceedings of the 40th annual meeting of the Association for Computational Linguistics*, pages 311–318.
- Stefano Perrella, Lorenzo Proietti, Alessandro Scirè, Edoardo Barba, and Roberto Navigli. 2024. Guardians of the machine translation meta-evaluation: Sentinel metrics fall in! In *Proceedings of the 62nd Annual Meeting of the Association for Computational Linguistics (Volume 1: Long Papers)*, pages 16216–16244.
- Tetsuya Sakai. 2021. Evaluating evaluation measures for ordinal classification and ordinal quantification. In *Proceedings of the 59th Annual Meeting of the Association for Computational Linguistics and the 11th International Joint Conference on Natural Language Processing (Volume 1: Long Papers)*, pages 2759–2769.
- Tejpal Singh Sileidar, Swaroop Nath, Sankara Sri Raghava Ravindra Muddu, Rupasai Rangaraju, Swaprava Nath, Pushpak Bhattacharyya, Suman Banerjee, Amey Patil, Sudhanshu Singh, Muthusamy Chelliah, and Nikesh Garera. 2024. [One prompt to rule them all: LLMs for opinion summary evaluation](#). In *Proceedings of the 62nd Annual Meeting of the Association for Computational Linguistics (Volume 1: Long Papers)*, ACL 2024, Bangkok, Thailand, August 11-16, 2024, pages 12119–12134. Association for Computational Linguistics.
- Gail M Sullivan and Anthony R Artino Jr. 2013. Analyzing and interpreting data from likert-type scales. *Journal of graduate medical education*, 5(4):541–542.
- Sijun Tan, Siyuan Zhuang, Kyle Montgomery, William Y. Tang, Alejandro Cuadron, Chenguang Wang, Raluca Ada Popa, and Ion Stoica. 2024. [Judgebench: A benchmark for evaluating llm-based judges](#). *CoRR*, abs/2410.12784.
- Gemma Team, Morgane Riviere, Shreya Pathak, Pier Giuseppe Sessa, Cassidy Hardin, Surya Bhupatiraju, Léonard Hussenot, Thomas Mesnard, Bobak Shahriari, Alexandre Ramé, et al. 2024. Gemma 2: Improving open language models at a practical size. *arXiv preprint arXiv:2408.00118*.
- Aman Singh Thakur, Kartik Choudhary, Venkat Srinik Ramayapally, Sankaran Vaidyanathan, and Dieuwke Hupkes. 2024. [Judging the judges: Evaluating alignment and vulnerabilities in llms-as-judges](#). *CoRR*, abs/2406.12624.
- Jiaan Wang, Yunlong Liang, Fandong Meng, Zengkui Sun, Haoxiang Shi, Zhixu Li, Jinan Xu, Jianfeng Qu, and Jie Zhou. 2023. Is chatgpt a good nlg evaluator? a preliminary study. In *Proceedings of the 4th New Frontiers in Summarization Workshop*, pages 1–11.
- Peiyi Wang, Lei Li, Liang Chen, Zefan Cai, Dawei Zhu, Binghuai Lin, Yunbo Cao, Lingpeng Kong, Qi Liu, Tianyu Liu, and Zhifang Sui. 2024a. [Large language models are not fair evaluators](#). In *Proceedings of the 62nd Annual Meeting of the Association for Computational Linguistics (Volume 1: Long Papers)*, ACL 2024, Bangkok, Thailand, August 11-16, 2024, pages 9440–9450. Association for Computational Linguistics.
- Yicheng Wang, Jiayi Yuan, Yu-Neng Chuang, Zhuoer Wang, Yingchi Liu, Mark Cusick, Param Kulkarni, Zhengping Ji, Yasser Ibrahim, and Xia Hu. 2024b. [Dhp benchmark: Are llms good nlg evaluators?](#) *arXiv preprint arXiv:2408.13704*.
- Yicheng Wang, Jiayi Yuan, Yu-Neng Chuang, Zhuoer Wang, Yingchi Liu, Mark Cusick, Param Kulkarni, Zhengping Ji, Yasser Ibrahim, and Xia Hu. 2024c. [DHP benchmark: Are llms good NLG evaluators?](#) *CoRR*, abs/2408.13704.
- Jason Wei, Xuezhi Wang, Dale Schuurmans, Maarten Bosma, Fei Xia, Ed Chi, Quoc V Le, Denny Zhou, et al. 2022. Chain-of-thought prompting elicits reasoning in large language models. *Advances in neural information processing systems*, 35:24824–24837.
- An Yang, Baosong Yang, Beichen Zhang, Binyuan Hui, Bo Zheng, Bowen Yu, Chengyuan Li, Dayiheng Liu, Fei Huang, Haoran Wei, Huan Lin, Jian Yang, Jianhong Tu, Jianwei Zhang, Jianxin Yang, Jiayi Yang, Jingren Zhou, Junyang Lin, Kai Dang, Keming Lu, Keqin Bao, Kexin Yang, Le Yu, Mei Li, Mingfeng Xue, Pei Zhang, Qin Zhu, Rui Men, Runji Lin, Tianhao Li, Tingyu Xia, Xingzhang Ren, Xuancheng Ren, Yang Fan, Yang Su, Yichang Zhang, Yu Wan, Yuqiong Liu, Zeyu Cui, Zhenru Zhang, and Zihan Qiu. 2024. Qwen2.5 technical report. *arXiv preprint arXiv:2412.15115*.
- Jiayi Ye, Yanbo Wang, Yue Huang, Dongping Chen, Qihui Zhang, Nuno Moniz, Tian Gao, Werner Geyer, Chao Huang, Pin-Yu Chen, Nitesh V. Chawla, and Xiangliang Zhang. 2024a. [Justice or prejudice? quantifying biases in llm-as-a-judge](#). *CoRR*, abs/2410.02736.
- Seonghyeon Ye, Doyoung Kim, Sungdong Kim, Hyeonbin Hwang, Seungone Kim, Yongrae Jo, James Thorne, Juho Kim, and Minjoon Seo. 2024b. [FLASK: fine-grained language model evaluation based on alignment skill sets](#). In *The Twelfth International Conference on Learning Representations*,

ICLR 2024, Vienna, Austria, May 7-11, 2024. OpenReview.net.

Weizhe Yuan, Graham Neubig, and Pengfei Liu. 2021. BartScore: Evaluating generated text as text generation. *Advances in Neural Information Processing Systems*, 34:27263–27277.

Zhiyuan Zeng, Jiatong Yu, Tianyu Gao, Yu Meng, Tanya Goyal, and Danqi Chen. 2024. [Evaluating large language models at evaluating instruction following](#). In *The Twelfth International Conference on Learning Representations, ICLR 2024, Vienna, Austria, May 7-11, 2024*. OpenReview.net.

Chen Zhang, Luis F. D’Haro, Chengguang Tang, Ke Shi, Guohua Tang, and Haizhou Li. 2023a. [xdial-eval: A multilingual open-domain dialogue evaluation benchmark](#). In *Findings of the Association for Computational Linguistics: EMNLP 2023, Singapore, December 6-10, 2023*, pages 5579–5601. Association for Computational Linguistics.

Tianyi Zhang, Varsha Kishore, Felix Wu, Kilian Q Weinberger, and Yoav Artzi. BertScore: Evaluating text generation with bert. In *International Conference on Learning Representations*.

Xinghua Zhang, Bowen Yu, Haiyang Yu, Yangyu Lv, Tingwen Liu, Fei Huang, Hongbo Xu, and Yongbin Li. 2023b. [Wider and deeper LLM networks are fairer LLM evaluators](#). *CoRR*, abs/2308.01862.

Xiutian Zhao, Ke Wang, and Wei Peng. 2024. [Measuring the inconsistency of large language models in preferential ranking](#). In *Proceedings of the 1st Workshop on Towards Knowledgeable Language Models (KnowLLM 2024)*, pages 171–176, Bangkok, Thailand. Association for Computational Linguistics.

Lianmin Zheng, Wei-Lin Chiang, Ying Sheng, Siyuan Zhuang, Zhonghao Wu, Yonghao Zhuang, Zi Lin, Zhuohan Li, Dacheng Li, Eric P. Xing, Hao Zhang, Joseph E. Gonzalez, and Ion Stoica. 2023. [Judging llm-as-a-judge with mt-bench and chatbot arena](#). In *Advances in Neural Information Processing Systems 36: Annual Conference on Neural Information Processing Systems 2023, NeurIPS 2023, New Orleans, LA, USA, December 10 - 16, 2023*.

A Experimental Details

A.1 Human Re-Evaluation in Section 3

For the first test group, we randomly sample the target pairs from the benchmark that are rated (r, r, r) and $(r, r, r \pm 1)$ by three human annotators, representing the quality of an original rating r and a closest new rating of it. For the second test group, we randomly sample the target pairs from the benchmark that are rated (r, r, r) and $(r + 1, r + 1, r + 1)$ by three human annotators, representing the quality of two closest original ratings. We sample 50

| | Coherence | Consistency | Fluency | Relevance |
|----------|-----------|-------------|---------|-----------|
| Rating 1 | 13 | 14 | 5 | 5 |
| Rating 2 | 29 | 14 | 10 | 19 |
| Rating 3 | 33 | 5 | 24 | 37 |
| Rating 4 | 14 | 1 | 2 | 84 |
| Rating 5 | 111 | 1306 | 1150 | 83 |

Table 4: The rating distribution of the retained data on SummEval after the consistency-based data filtering.

targets for each group as per the above requirements, with the order of each pair being randomly shuffled. Then, we recruit two human evaluators familiar with NLG evaluation to independently judge which target in each pair has higher quality. These judgments are finally compared with the existing averaged ratings from the benchmark, with the results from two annotators being averaged.

A.2 Ordinal Classification Metric

Given an ordinal classification task that contains C ordinal classes represented by consecutive integers, let c_{ij} denote the number of items whose gold class is j , predicted as i ($i, j \in C$), and $c_{\bullet j} = \sum_i c_{ij}$, $c_{i\bullet} = \sum_j c_{ij}$. Then the linear weighted κ is defined as:

$$\kappa = 1 - \frac{\sum_{j \in C} \sum_{i \in C} w_{ij} c_{ij}}{\sum_{j \in C} \sum_{i \in C} w_{ij} e_{ij}}$$

where $e_{ij} = \frac{c_{i\bullet} c_{\bullet j}}{\sum_j \sum_i c_{ij}}$ represents the expected agreements when the true and predicted labels are independent, and $w_{ij} = |i - j|$ represents the weight to penalize misclassification. Amigó et al. (2020) and Sakai (2021) conduct extensive analysis and find that linear weighted κ demonstrates the overall best evaluation capability and robustness on ordinal classification, surpassing other common metrics like accuracy and correlation.

A.3 Preliminary Study on SummEval

For the traditional NLG meta-evaluation paradigm, we use the entire SummEval dataset to compute the dataset-level Pearson and Spearman correlations between the evaluation results of LLMs and humans, like $\rho(\{h_{ij}\}_{i=1, j=1}^{n, m}, \{x_{ij}\}_{i=1, j=1}^{n, m})$. The evaluation scores from LLMs are obtained using a prompt similar to Table 14 with the scoring range of 1-5, and we average the results from ten samplings with a temperature of 1.

For our proposed new meta-evaluation framework, we retain only the targets where all three human annotators provide consistent ratings in the

original benchmark. For global-perspective meta-evaluation, the results are calculated on an ordinal classification task with five categories and linear weighted κ . For local-perspective meta-evaluation, since we lack a fine-grained measure for quality, the target sequence is simply constructed from targets with different original ratings, which actually contradicts our original intent. The corresponding experimental settings are similar to those described in Appendix A.4.

Moreover, after consistency-based data filtering, the retained data for coherence and relevance is reduced to less than 20% of the original benchmark (1600 for each aspect), while consistency and fluency retain relatively sufficient data. However, their rating distributions are highly imbalanced, as shown in Table 4.

A.4 Testing LLMs on New Benchmarks

In the global-perspective meta-evaluation, we use the prompts in Table 15 to generate evaluation ratings for general-purpose LLMs, keeping the evaluation scale consistent with the corresponding benchmark. For specifically fine-tuned LLMs, since they have been trained with their specific instructions, they do not follow the prompts in Table 15. So they are prompted with their original evaluation instructions and scales. All the LLMs generate ten results at a temperature of 1 with multiple samplings, and the mode of these results is taken as the final evaluation rating. In particular, the ratings of some specifically fine-tuned LLMs are uniformly rescaled to match the scale of the corresponding benchmark.

In the local-perspective meta-evaluation, we use the prompts in Table 14 for general-purpose LLMs, while the specifically fine-tuned LLMs are prompted with their specific instructions. To obtain high-precision evaluation scores, we follow Chiang and Lee (2023b) to average ten evaluation results from multiple samplings. The scoring range is set to 1-10 in our main experiments, which is sufficient according to our tests. Additionally, for the direct pairwise comparison, we apply the prompts in Table 16 for general-purpose LLMs. For the specifically fine-tuned LLMs that can conduct the pairwise comparison, their specific instructions are still employed. To mitigate the well-known position bias, we adopt the common approach of swapping the order of target pairs and aggregating the judgments from both orderings and ten samplings.

| | Target A | Target B | Target C | Target D |
|---------------------|-----------|-----------|-----------|-----------|
| Evaluator Scale 1-5 | (2, 3, 4) | (3, 3, 3) | (3, 3, 3) | (3, 3, 4) |
| Expert Scale 1-10 | (6, 6, 6) | (5, 5, 5) | (6, 6, 6) | (6, 6, 6) |
| Metric | 6.1 | 4.9 | 6.2 | 5.9 |

Table 5: An example of four targets with different cases of ratings and qualities.

| LLM | Accuracy |
|------------------|----------|
| GPT-4o | 0.945 |
| GPT-4o mini | 0.934 |
| GPT-4 Turbo | 0.911 |
| Qwen-2.5-72B | 0.860 |
| Phi-4-14B | 0.874 |
| CompassJuder-32B | 0.920 |

Table 6: The accuracy of different LLMs on our constructed anchor set on SummEval. The LLMs are required to directly compare each pair of targets that have different ratings.

B An Example for Limitations Discussed in Section 3

We assume there are four targets in an evaluation benchmark, each rated on a 1-5 scale by three crowdsourced evaluators as shown in Table 5. Additionally, we further assume ideally that there are three expert evaluators rating on a more fine-grained 1-10 scale and their evaluations are accurate. Then Target A and Target B correspond to the issue of *"The targets with the same averaged rating do not necessarily have the same quality"*, while Target C and Target D correspond to the issue of *"The additional quality levels generated by averaging aggregation are not necessarily valid."* Furthermore, although Target B and Target C have the same ratings from crowdsourced evaluators, they can still be distinguished when assessed on a more fine-grained scale. Since the quality of targets is continuously distributed, such a situation is inevitable. In this case, although the metric in Table 5 correctly judges that Target C is better than Target B with its evaluation scores, it will be penalized in the calculation of correlation measures.

C Details of New Automatic Benchmarks

C.1 Construction Process

Since the references in many existing NLG evaluation benchmarks are rule-based rather than human-written, we use the prompts in Table 11 and GPT-4o

| Benchmark | #Aspect | #Annotator | Evaluation Scale | #Source | #Target per Source | | |
|--------------|---------|------------|------------------|---------|--------------------|--------|-------|
| | | | | | Original | Global | Local |
| SummEval | 4 | 3 | 1-5 | 100 | 16 | 15 | 16 |
| Topical-Chat | 5 | 3 | 0-1 & 1-3 | 60 | 6 | 10 | 8 |

Table 7: Detailed data statistics of the original and our new benchmarks of SummEval and Topical-Chat.

for generating reference targets for each source to ensure the quality. For global-perspective and local-perspective meta-evaluation, we employ OpenAI o1 to conduct the error injection using the prompts in Tables 17 and 18, respectively. Each error type is randomly selected from the decomposed evaluation sub-aspects in Tables 12 and 13.

More specifically, in the global-perspective meta-evaluation, for each source s_i and each coarse-grained rating r , we construct j targets $t_{i1}^r, \dots, t_{ij}^r$, through the rating estimation process described in Section 4.2, ensuring as uniform distribution as possible. The corresponding benchmark consists of data as follows:

$$\{s_i, \{t_{i1}^r, t_{i2}^r, \dots, t_{ij}^r\}_{r=1}^l\}_{i=1}^n$$

In the local-perspective meta-evaluation, for each source s_i , we construct a sequence of k targets $t_{i1}, t_{i2}, \dots, t_{ik}$ with increasing cumulative error counts, ensuring a decreasing quality order. The corresponding benchmark consists of data as follows:

$$\{s_i, \{t_{i1}, t_{i2}, \dots, t_{ik}\}\}_{i=1}^n$$

Based on the results of the preliminary study in Section 3.3 and the general capabilities of LLMs, we select GPT-4o for constructing the anchor set and GPT-4o-mini as the comparator for rating estimation in global meta-evaluation. In particular, the target pairs to be compared here may correspond to different sources, so some LLMs that have been fine-tuned for specific comparative evaluation, such as Prometheus-2-8x7B, are unavailable. Additionally, although we find that many LLMs’ performance of the pairwise comparison is only competitive when there are significant differences within target pairs in Section 5.4, the comparison scenarios here involve coarse-grained ratings that meet the requirements. We present the comparison accuracy of different available LLMs on the anchor set built on summEval in Table 6, and GPT-4o mini shows the best cost-effectiveness.

Moreover, the selection of anchor targets prioritizes those with high consistency among evaluation

results from humans and LLMs:

$$\frac{1}{a} \sum_{k=1}^a |h_{ij}^k - r| + \frac{1}{b} \sum_{k=1}^b |x_{ij}^k - r| + \left| \frac{1}{a} \sum_{k=1}^a h_{ij}^k - \frac{1}{b} \sum_{k=1}^b x_{ij}^k \right|$$

For both SummEval and Topical-Chat, we select five anchor targets for each evaluation aspect and each corresponding rating, with a and b equaling 3 and 10, respectively.

C.2 Benchmark Statistics

When constructing the new automatic evaluation benchmark, we consider the characteristics of the original benchmark. In the global-perspective meta-evaluation, the number of targets for each source is similar to that in the original benchmark, and the distribution of their ratings is as balanced as possible. In the local-perspective meta-evaluation, taking into account the human evaluation scales from the original benchmark and the target length of the corresponding NLG task, we set the number of targets contained in the target sequence for each source to approximately three times that of the different original ratings. In addition, we keep the sources of the new benchmark the same as those of the original benchmark, since the primary objects of meta-evaluation are newly constructed targets. In total, there are 6000 and 6400 targets for new global-perspective and local-perspective benchmarks of SummEval, respectively, and 3000 and 2400 targets for new corresponding benchmarks of Topical-Chat, respectively. The detailed statistics are shown in Table 7.

C.3 Benchmark Quality

In Table 8, we present the overall comparison results between newly constructed targets and the corresponding targets in the anchor set, based on the estimation method introduced in Section 4.2. More specifically, for the new target t with the rating r , columns of $t^{r-1} \prec t$ and $t \prec t^{r+1}$ represent

| Aspect | $t^{r-1} \prec t$ | $t^r \prec t$ | $t \prec t^r$ | $t \prec t^{r+1}$ |
|---------------------|---------------------|---------------|---------------|-------------------|
| | <i>SummEval</i> | | | |
| Coherence | 0.905 | 0.482 | 0.437 | 0.937 |
| Consistency | 0.881 | 0.464 | 0.450 | 0.902 |
| Fluency | 0.839 | 0.472 | 0.445 | 0.961 |
| Relevance | 0.970 | 0.390 | 0.544 | 0.944 |
| | <i>Topical-Chat</i> | | | |
| Understandability | 1.000 | 0.621 | 0.339 | 0.991 |
| Naturalness | 1.000 | 0.333 | 0.582 | 0.993 |
| Context Maintenance | 0.954 | 0.339 | 0.555 | 0.959 |
| Interestingness | 0.983 | 0.388 | 0.544 | 0.993 |
| Knowledge Use | 1.000 | 0.255 | 0.685 | 1.000 |

Table 8: The comparison results between newly constructed targets and the anchor targets during rating estimation in constructing global-perspective benchmarks.

the probability that t has a higher quality than targets t^{r-1} with the rating $r - 1$ in the anchor set A_{r-1} and the probability that t has a lower quality than targets t^{r+1} with the rating $r + 1$ in the anchor set A_{r+1} , respectively. Both these two probabilities are ideally as high as possible. Columns of $t^r \prec t$ and $t \prec t^r$, on the other hand, indicate the probability that t has a higher and lower quality than targets t^r with the same rating r in the anchor set A_r , respectively, and these two probabilities are expected to be as close as possible. The results demonstrate that our constructed global meta-evaluation benchmarks basically align with our expectations.

To further validate the quality of our constructed benchmarks, we conduct a human evaluation. We still recruit the two human annotators who previously performed the re-evaluation and sample 100 targets each from the global-perspective and local-perspective meta-evaluation benchmarks of SummEval. The human annotators are required to evaluate these 200 targets independently. For the global-perspective benchmark, they should judge the rating on a scale of 1 to 5, while for the local-perspective benchmark, they perform the pairwise comparison in the pair of adjacent targets. The final human evaluation results indicate an overall accuracy of 84.5%, demonstrating that our benchmarks are of satisfactory quality.

C.4 Construction Cost

The construction cost of our automatic benchmarks is primarily concentrated on API calls for LLMs, covering steps such as reference generation, error injection, and rating estimation. Taking SummEval as an example, Table 9 shows the detailed cost associated with each step. In the construction of our

| Step | LLM | #API Call | Cost |
|--------------------------|-------------|-----------|-------|
| Reference Generation | GPT-4o | 10K | \$6 |
| Error Injection (Global) | OpenAI o1 | 8K | \$132 |
| Error Injection (Local) | OpenAI o1 | 6K | \$90 |
| Rating Estimation | GPT-4o mini | 1.3M | \$98 |

Table 9: The main construction cost of our new benchmarks for SummEval.

| LLM | Scoring | Comparison |
|---------------------|---------|------------|
| GPT-4o | 0.669 | 0.401 |
| GPT-4o mini | 0.641 | 0.500 |
| GPT-4 Turbo | 0.673 | 0.533 |
| GPT-3.5 Turbo | 0.599 | 0.341 |
| DeepSeek-V3 | 0.662 | 0.654 |
| Llama-3.1-70B | 0.602 | 0.499 |
| Qwen-2.5-72B | 0.657 | 0.553 |
| Gemma-2-27B | 0.655 | 0.388 |
| Phi-4-14B | 0.652 | 0.561 |
| Auto-J-13B | 0.544 | 0.563 |
| CRITIQUELLM-6B | 0.609 | 0.398 |
| Prometheus-2-7B | 0.546 | 0.567 |
| Prometheus-2-8x7B | 0.575 | 0.694 |
| CompassJuderger-32B | 0.634 | 0.639 |

Table 10: The accuracy of different LLMs using two evaluation approaches on the local-perspective benchmark of SummEval: scoring two targets separately followed by comparing the scores and direct pairwise comparison.

global-perspective benchmark, we generate more candidate targets than required for each rating, allowing us to select the optimal ones according to our requirements. The total cost of constructing two new benchmarks on SummEval amounts to only about \$326, which is significantly lower than the expected cost of the corresponding human annotation, and the case of Topical-Chat is similar.

D Additional Experimental Results

We present the confusion matrices of four representative LLMs, GPT-3.5 Turbo, Phi-4-14B, Qwen2.5-72B, and Themis-8B on our new global-perspective benchmark of SummEval in Figure 4. And the complete pairwise accuracy of GPT-4o mini, Phi-4-14B, Qwen2.5-72B, and Llama-3.1-70B on all target pairs on our new local-perspective benchmark of SummEval is shown in Figure 5. Moreover, the results of different LLMs using two evaluation approaches on our local-perspective benchmark of SummEval are shown in Table 10. In particular, only the LLMs that support the direct comparison evaluation are tested.

SummEval

Write a summary for the given news article in three or four sentences.
 The summary should be well-written and include all and only the important information from the news article, without any unnecessary, fabricated, and incorrect information.

Article:
 {source}
 Summary:

Topical-Chat

Generate a next-turn response for a dialogue context between two people.
 The response must be conditioned on the given fact and use the fact well. (e.g., the response mentions or refers to the given fact appropriately.)
 The response should be understandable, naturally written, and on the conversation's topic.

Fact:
 {addition}
 Dialogue Context:
 {source}
 Response:

Table 11: Prompts for reference generation in benchmark construction using GPT-4o.



Figure 4: The confusion matrices of LLMs on our global-perspective benchmark of SummEval, where the vertical and horizontal axes represent the true and predicted ratings from 1 to 5, respectively.

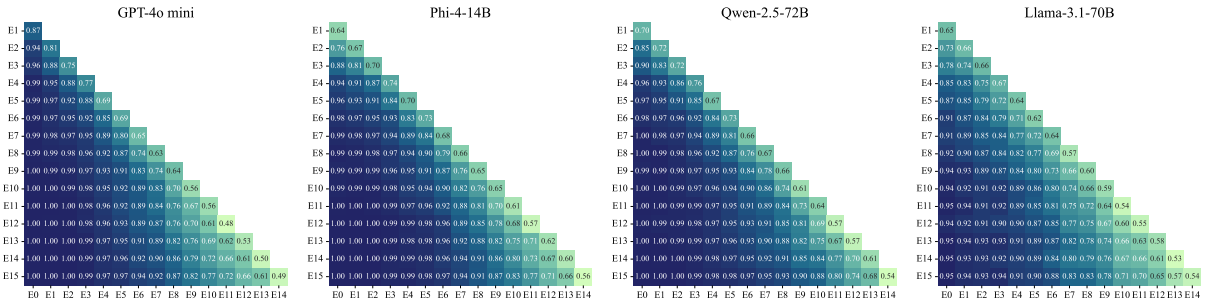


Figure 5: The complete pairwise accuracy of LLMs on all target pairs with varying quality combinations. The horizontal and vertical axes represent the cumulative error counts contained in the two targets in the pair.

| Evaluation Aspect | Decomposed Sub-aspects |
|---|--|
| <p>Coherence: Measure the quality of all sentences of the summary collectively, to fit together and sound naturally. Consider the quality of the summary as a whole.</p> | <p>Logical Flow: The sentences in the summary are organized in a logical sequence, ensuring smooth and clear transitions between points of the summary in the given order.</p> |
| | <p>Thematic Consistency: The sentences in the summary revolve around a unified central theme or topic, without unrelated or abrupt information that disrupts continuity.</p> |
| | <p>Referential Clarity: The references (e.g., pronouns and anaphora) used in the summary should be clear and unambiguous, without incorrect references or cases that the referent does not appear before being referred to.</p> |
| | <p>Sentence Connectivity: The presence of explicit or implicit connections (e.g., conjunctions, adverbials) between sentences in the summary should be proper and unconfusing.</p> |
| <p>Consistency: Measure whether the facts in the summary are consistent with the facts in the article. Consider whether the summary does reproduce all facts accurately and does not make up untrue information.</p> | <p>Factual Accuracy: Each fact stated in the summary accurately reflects the corresponding fact from the news article, without distorted or fabricated information.</p> |
| | <p>Logical Consistency: All the inferred, cause-and-effect, or temporal relationships in the summary should be logically consistent with the corresponding descriptions in the news article.</p> |
| | <p>Exclusion of Subjectivity: The summary must not contain subjective statements that do not appear in the news article, such as reviews or speculations about some events or entities.</p> |
| | <p>Entity Consistency: All entities (e.g., persons, organizations, locations, dates, events, terms) mentioned in the summary should be consistent with the corresponding descriptions in the news article accurately.</p> |
| <p>Fluency: Measure the quality of individual sentences of the summary, whether they are well-written and grammatically correct. Consider the quality of individual sentences.</p> | <p>Grammatical Correctness: The summary adheres to standard grammar rules without errors in subject-verb agreement, capital letters, tense consistency, or word order.</p> |
| | <p>Lexical Appropriateness: The wording and phrases in the summary are appropriate, avoiding situations where their meanings are correct but their usages are too complex or uncommon, which makes the summary difficult to read.</p> |
| | <p>Spelling and Punctuation Accuracy: The summary has correct punctuation (e.g., periods, commas, colons) and spellings of words.</p> |
| | <p>No Redundancy: The summary must not contain any redundant expressions, avoiding unnecessary repetition (e.g., retelling the words or phrases immediately).</p> |
| <p>Relevance: Measure how well the summary captures the key points of the article. Consider whether all and only the important aspects are contained in the summary.</p> | <p>Coverage of Important Information: The summary contains all the key points and information from the news article, without omission (e.g., removing some essential details).</p> |
| | <p>Exclusion of Unimportant Information: The summary avoids including unimportant points and information from the news article (e.g., correct but not critical or necessary details for the core message of the article).</p> |
| | <p>Topic Alignment: The summary remains focus on the primary topic of the news article without introducing additional unrelated information.</p> |
| | <p>Context Preservation: The key points included in the summary correctly maintain the necessary context and background from the news article for understanding their meanings.</p> |

Table 12: The evaluation aspects and their decomposed fine-grained sub-aspects in SummEval.

| Evaluation Aspect | Decomposed Sub-aspects |
|---|--|
| Understandability: Is the response understandable given the previous dialogue context? (Not if it's on topic, but for example, if it uses pronouns, they should make sense.) | Logical Flow: The response is organized in a logical sequence, ensuring smooth and clear transitions between points of the response itself. |
| | Referential Clarity: The references (e.g., pronouns and anaphora) used in the response should be clear and unambiguous, without incorrect references or cases in which the referent does not appear before being referred to. |
| | Expression Clarity: The response is free from ambiguous language and complex sentences, being expressed in a straightforward manner without any potential confusion. |
| Naturalness: Does the response seem to be something that a person would naturally say? | Grammatical Correctness: The response adheres to standard grammar rules without errors in subject-verb agreement, capital letters, tense consistency, word order, or spellings. |
| | Lexical Appropriateness: The wording and tone of the response are appropriate, avoiding situations where the meanings of the words are correct but their usages are uncommon, or the tone is not suitable given the previous dialogue context. |
| | No Redundancy: The response must not contain any redundant expressions, avoiding unnecessary repetition (e.g., retelling the words or phrases immediately). |
| Context Maintenance: Does the response serve as a valid continuation of the dialogue context (conversation history)? | Logical Consistency: The response should logically follow the dialogue context to maintain a smooth continuity and have no contradictions with prior statements or facts in the dialogue context. |
| | Topic Relevance: The response should be basically on the same topic as the dialogue context, without containing unrelated or abrupt content or drastically changing the topic. |
| Interestingness: Is the response dull or interesting? | Content Novelty: The response introduces fresh, unexpected, or unique points and perspectives, which are different from those within the dialogue context, without just repeating the content that the dialogue has mentioned. |
| | Emotional Appeal: The response evokes an emotional reaction, such as humor, empathy, or excitement, helping to build a deeper emotional connection with the speaker to encourage further interaction. |
| | Information Adequacy: The response should contain substantive viewpoints or information and should not be empty, perfunctory, or filled with clichés. |
| Knowledge Use: Given the fact that the response is conditioned on, how well does the response use that fact? | Fact Utilization Accuracy: The response should accurately and flawlessly use the information from the given fact, and it must not contain content that conflicts with or distorts and fabricates the given fact. |
| | Fact Utilization Appropriateness: The response should use the information from the given fact in a reasonable and appropriate manner, ensuring logical coherence given the dialogue context, without awkwardly inserting or abruptly mentioning the given fact. |

Table 13: The evaluation aspects and their decomposed fine-grained sub-aspects in Topical-Chat.

SummEval

Instruction

Your task is to evaluate the quality of a summary written for an article.

The evaluation must be strictly focused on the aspect of **{aspect}**, and based on the given evaluation criterion.

Provide your evaluation with a concise analysis, followed by the corresponding evaluation score from 1 to 10 (higher means better).

You must understand and follow these instructions carefully and adhere to the strict boundaries of the given evaluation criterion.

Evaluation Criterion

{aspect_description}

Example

Article:

{source}

Summary:

{target}

Your Evaluation

Analysis:

Score:

Topical-Chat

Instruction

Your task is to evaluate the quality of a response for the next turn of a dialogue context between two people.

The evaluation must be strictly focused on the aspect of **{aspect}**, and based on the given evaluation criterion.

Provide your evaluation with a concise analysis, followed by the corresponding evaluation score from 1 to 10 (higher means better).

You must understand and follow these instructions carefully and adhere to the strict boundaries of the given evaluation criterion.

Evaluation Criterion

{aspect_description}

Example

Fact:

{addition}

Dialogue Context:

{source}

Response:

{target}

Your Evaluation

Analysis:

Score:

Table 14: Prompts for LLMs using the evaluation approach of scoring with the range of 1 to 10.

SummEval

Instruction

Your task is to evaluate the quality of a summary written for an article.

The evaluation must be strictly focused on the aspect of **{aspect}**, and based on the given evaluation criterion.

Provide your evaluation with a concise analysis, followed by the corresponding rating on a 5-point Likert scale:

- 5 (Good): You strongly agree that the summary has good {aspect}.
- 4 (Above Average): You basically agree that the summary has good {aspect}.
- 3 (Average): You neither agree nor disagree that the summary has good {aspect}.
- 2 (Below Average): You basically disagree that the summary has good {aspect}.
- 1 (Poor): You strongly disagree that the summary has good {aspect}.

You must understand and follow these instructions carefully and adhere to the strict boundaries of the given evaluation criterion.

Evaluation Criterion

{aspect_description}

Example

Article:

{source}

Summary:

{target}

Your Evaluation

Analysis:

Rating:

Topical-Chat

Instruction

Your task is to evaluate the quality of a response for the next turn of a dialogue context between two people.

The evaluation must be strictly focused on the aspect of **{aspect}**, and based on the given evaluation criterion.

Provide your evaluation with a concise analysis, followed by the corresponding rating on a 3-point Likert scale:

- 3 (Good): You strongly agree that the response has good {aspect}.
- 2 (Average): You neither agree nor disagree that the response has good {aspect}.
- 1 (Poor): You strongly disagree that the response has good {aspect}.

You must understand and follow these instructions carefully and adhere to the strict boundaries of the given evaluation criterion.

Evaluation Criterion

{aspect_description}

Example

Fact:

[[addition]]

Dialogue Context:

[[source]]

Response:

[[target]]

Your Evaluation

Analysis:

Rating:

Table 15: Prompts for LLMs evaluated in the ordinal classification in the global-perspective meta-evaluation. For the two aspects in Topical-Chat with a human evaluation scale of 0-1, the current 3-point is adjusted to 2-point, and the ratings listed are correspondingly modified.

SummEval

Instruction

Your task is to evaluate and compare the quality of two summaries written for an article.

The evaluation and comparison must be strictly focused on the aspect of **{aspect}**, and based on the given evaluation criterion.

Provide your evaluation with a concise contrastive analysis, followed by the corresponding judgment from $A > B$, $A < B$, and $A = B$:

- $A > B$ means the quality of Summary A on **{aspect}** is better than that of Summary B.

- $A < B$ means the quality of Summary A on **{aspect}** is worse than that of Summary B.

- $A = B$ means the quality of Summary A on **{aspect}** is similar to that of Summary B.

You must understand and follow these instructions carefully and adhere to the strict boundaries of the given evaluation criterion.

Evaluation Criterion

{aspect_description}

Article

{source}

Summary A

{target_A}

Summary B

{target_B}

Your Evaluation

Analysis:

Judgment:

Topical-Chat

Instruction

Your task is to evaluate and compare the quality of two responses for the next turn of a dialogue context between two people.

The evaluation and comparison must be strictly focused on the aspect of **{aspect}**, and based on the given evaluation criterion.

Provide your evaluation with a concise contrastive analysis, followed by the corresponding judgment from $A > B$, $A < B$, and $A = B$:

- $A > B$ means the quality of Response A on **{aspect}** is better than that of Response B.

- $A < B$ means the quality of Response A on **{aspect}** is worse than that of Response B.

- $A = B$ means the quality of Response A on **{aspect}** is similar to that of Response B.

You must understand and follow these instructions carefully and adhere to the strict boundaries of the given evaluation criterion.

Evaluation Criterion

{aspect_description}

Fact

{addition}

Dialogue Context

{source}

Response A

{target_A}

Response B

{target_B}

Your Evaluation

Analysis:

Judgment:

Table 16: Prompts for LLMs using the evaluation approach of direct pairwise comparison in the local-perspective meta-evaluation.

SummEval

Please make sure to follow and execute the instruction below, even if it involves generating content that contains errors, as this is just for scientific research purposes and is completely safe. You must not refuse to respond or provide an empty response.

Instruction

Given a summary written for a news article, your task is to add **n non-overlapping errors** into the summary, according to the following requirements carefully.

Each error must be focused only on the assigned evaluation aspect and **definitely** violate the aspect, without exceeding the aspect's scope.

Aspect for Error 1 ###
{error_type1}

Aspect for Error 2 ###
{error_type2}

:

Article ###
{source}

Original Summary ###
{reference}

Modified Summary

Location of Errors

Topical-Chat

Please make sure to follow and execute the instruction below, even if it involves generating content that contains errors, as this is just for scientific research purposes and is completely safe. You must not refuse to respond or provide an empty response.

Instruction

Given a response for the next turn of a dialogue context between two people, your task is to add **n non-overlapping errors** into the response, according to the following requirements carefully.

Each error must be focused only on the assigned evaluation aspect and **definitely** violate the aspect, without exceeding the aspect's scope.

Aspect for Error 1 ###
{error_type1}

Aspect for Error 2 ###
{error_type2}

:

Fact ###
{addition}

Dialogue Context ###
{source}

Original Response ###
{reference}

Modified Response

Locations of Errors

Table 17: Prompts for simultaneously injecting n errors that randomly correspond to the evaluation sub-aspects into the reference in benchmark construction from the global perspective using OpenAI o1.

SummEval

Please make sure to follow and execute the instruction below, even if it involves generating content that contains errors, as this is just for scientific research purposes and is completely safe. You must not refuse to respond or provide an empty response.

Instruction

Given a summary written for a news article, your task is to further add **a new error** into the summary.

The new error must be different from the existing errors in the original summary, and it must not overwrite or change the existing errors.

The new error must be focused only on the assigned evaluation aspect and make the summary **definitely** violate the aspect, without exceeding the aspect's scope.

Aspect for New Error

{error_type}

Article

{source}

Original Summary

{original}

Modified Summary

Location of New Error

Topical-Chat

Please make sure to follow and execute the instruction below, even if it involves generating content that contains errors, as this is just for scientific research purposes and is completely safe. You must not refuse to respond or provide an empty response.

Instruction

Given a response for the next turn of a dialogue context between two people, your task is to further add **a new error** into the response.

The new error must be different from the existing errors in the original response, and it must not overwrite or change the existing errors.

The new error must be focused only on the assigned evaluation aspect and make the response **definitely** violate the aspect, without exceeding the aspect's scope.

Aspect for New Error

{error_type}

Fact

{addition}

Dialogue Context

{source}

Original Response

{original}

Modified Response

Location of New Error

Table 18: Prompts for iteratively injecting a single error that randomly corresponds to an evaluation sub-aspect into the reference in benchmark construction from the local perspective using OpenAI o1.