

# Quantifying the Capability Boundary of DeepSeek Models: An Application-Driven Performance Analysis

Shiguo Lian<sup>†1,2</sup>, Kaikai Zhao<sup>†\*1,2</sup>, Xuejiao Lei<sup>1,2</sup>, Ning Wang<sup>1,2</sup>, Zhenhong Long<sup>1,2</sup>, Peijun Yang<sup>1,2</sup>, Minjie Hua<sup>1,2</sup>, Chaoyang Ma<sup>1,2</sup>, Wen Liu<sup>1,2</sup>, Kai Wang<sup>1,2</sup>, and Zhaoxiang Liu<sup>\*1,2</sup>

<sup>1</sup> Unicom Data Intelligence, China Unicom

<sup>2</sup> Data Science & Artificial Intelligence Research Institute, China Unicom  
{zhaokk3,liuzx178}@chinaunicom.cn

\*Corresponding author(s)

†Equal contribution

**Abstract.** DeepSeek-R1, known for its low training cost and exceptional reasoning capabilities, has achieved state-of-the-art performance on various benchmarks. However, detailed evaluations from the perspective of real-world applications are lacking, making it challenging for users to select the most suitable DeepSeek models for their specific needs. To address this gap, we evaluate the DeepSeek-V3, DeepSeek-R1, DeepSeek-R1-Distill-Qwen series, and DeepSeek-R1-Distill-Llama series on A-Eval, an application-driven benchmark. By comparing original instruction-tuned models with their distilled counterparts, we analyze how reasoning enhancements impact performance across diverse practical tasks. Our results show that reasoning-enhanced models, while generally powerful, do not universally outperform across all tasks, with performance gains varying significantly across tasks and models. To further assist users in model selection, we quantify the capability boundary of DeepSeek models through performance tier classifications and intuitive line charts. Specific examples provide actionable insights to help users select and deploy the most cost-effective DeepSeek models, ensuring optimal performance and resource efficiency in real-world applications.

**Keywords:** DeepSeek · application-driven evaluation · reasoning enhancements · capability boundary

## 1 Introduction

In recent years, large language models (LLMs) have revolutionized natural language processing (NLP). Models such as OpenAI’s GPT series [11], Alibaba’s Qwen series [14], MetaAI’s Llama series [3], and DeepSeek’s DeepSeek series [1] have not only advanced NLP technologies but also empowered intelligent solutions for real-world applications. Notably, DeepSeek-R1 [2], with its extremely low training cost, has achieved state-of-the-art (SOTA) performance comparable

to OpenAI’s models [13]. Meanwhile, its exceptional reasoning capabilities have attracted significant attention.

Comprehensive evaluation is essential for understanding model strengths and limitations, as well as guiding optimization and practical deployment. While DeepSeek-R1 [2] has demonstrated SOTA performance on many existing benchmarks such as MMLU [5], C-Eval [6], SimpleQA [12], LiveCodeBench [7], Math-500 [10], these benchmarks do not fully capture the nuances of real-world applications. Consequently, two critical challenges arise when deploying DeepSeek models in practical scenarios: First, how should users determine the most suitable model scale? While larger models offer better capabilities, they also come with higher deployment and inference costs. Second, are reasoning-enhanced models always better for all tasks? If not, which tasks are best suited for reasoning-enhanced models, and which tasks can be handled by non-enhanced models?

To address the gap, we evaluate DeepSeek models on A-Eval [9], an application-driven evaluation benchmark comprising 678 human-curated question-answer (QA) pairs across five major task categories (Text Understanding, Information Extraction, Text Generation, Logical Reasoning, and Task Planning) and 27 subcategories. Through this evaluation, we extend existing evaluations and provide actionable insights into how reasoning enhancements influence model performance across various practical tasks. These results and findings help guide users in selecting the most suitable DeepSeek models for their specific needs, enabling cost-effective deployment in real-world applications.

## 2 Evaluation Framework

### 2.1 Evaluated Models

To assess the impact of reasoning enhancements in DeepSeek models for real-world applications, we evaluate 14 models grouped into seven pairs, including the Mixture-of-Experts (MoE) and dense models of various series and scales. Each pair consists of an instruction-tuned model and its corresponding distilled or reasoning-enhanced version, both derived from the same base model. Tab. 1 lists the evaluated models and their descriptions.

### 2.2 Dataset

The A-Eval benchmark, designed for practical application scenarios, quantifies the capability boundaries of LLMs through 678 manually curated QA pairs across five major categories and 27 subcategories. We use A-Eval’s dataset as the evaluation dataset to analyze the performance of DeepSeek series models in practical applications. This evaluation helps assess how DeepSeek-R1’s reasoning enhancements improve model capabilities in different practical scenarios.

### 2.3 Evaluation Process

We follow A-Eval’s zero-shot automatic evaluation process, which includes:

**Table 1.** The Evaluated model list.

Model	Description
Qwen2.5-Math-1.5B-Instruct	Dense math Model, SFT from Qwen2.5-Math-1.5B
DeepSeek-R1-Distill-Qwen-1.5B	Dense model distilled from Qwen2.5-Math-1.5B
Qwen2.5-Math-7B-Instruct	Dense math Model, SFT from Qwen2.5-Math-7B
DeepSeek-R1-Distill-Qwen-7B	Dense model Distilled from Qwen2.5-Math-7B
Llama-3.1-8B-Instruct	Dense model SFT from Llama-3.1-8B-Base
DeepSeek-R1-Distill-Llama-8B	Dense model Distilled from Llama-3.1-8B-Base
Qwen2.5-14B-Instruct	Dense model SFT from Qwen2.5-14B-Base
DeepSeek-R1-Distill-Qwen-14B	Dense model Distilled from Qwen2.5-14B-Base
Qwen2.5-32B-Instruct	Dense model SFT from Qwen2.5-32B-Base
DeepSeek-R1-Distill-Qwen-32B	Dense model Distilled from Qwen2.5-32B-Base
Llama-3.3-70B-Instruct	Dense model SFT from Llama-3.3-70B-Base
DeepSeek-R1-Distill-Llama-70B	Dense model Distilled from Llama-3.3-70B-Instruct
DeepSeek-V3 (671B 37B)	MoE model SFT from DeepSeek-V3-Base
DeepSeek-R1 (671B 37B)	MoE model cold-start + RL from DeepSeek-V3-Base

*Inference:* Feed each question  $Q_i$  into the evaluated model to generate a prediction  $P_i$ .

*Triplet Preparation:* Construct the triplet  $(Q_i, A_i, P_i)$ , where  $A_i$  is the ground-truth answer for  $Q_i$ .

*Scoring:* Combine the prompt and triplet  $(Q_i, A_i, P_i)$ , input them into the scoring model, and obtain the scoring output  $S_i$  between 0 and 100. We use A-Eval’s scoring prompt and a greater LLM, Qwen2.5-72B-Instruct as the scoring model.

### 3 Results and Discussion

#### 3.1 Overall Performance

Fig. 1 (a) presents the overall average scores of each model across all data.

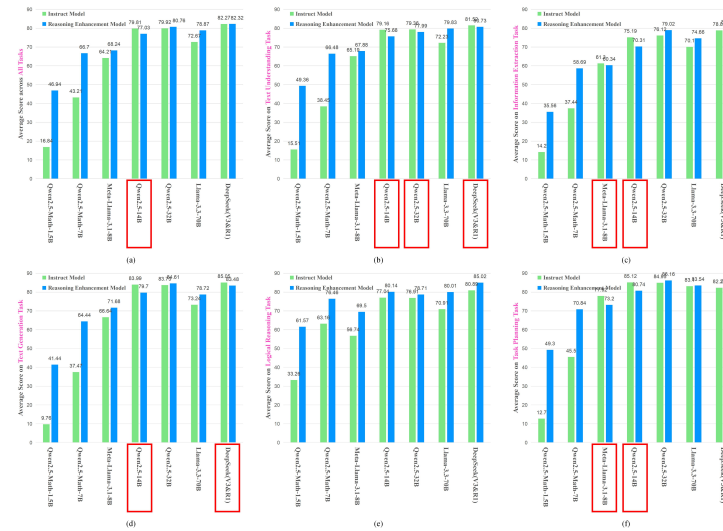
##### **Findings Consistent with Common Sense:**

(1) Overall, reasoning-enhanced models outperform their original instruction-tuned counterparts.

(2) Overall, DeepSeek-V3 and DeepSeek-R1 demonstrate superior performance compared to other model families.

(3) Within the same series, models follow the scaling law [4,8] regardless of whether they have undergone reasoning enhancement.

(4) Distillation brings the most significant improvements to Qwen2.5-Math-1.5B and Qwen2.5-Math-7B, with score increases of 178.74% and 54.36%, respectively. This is because they are math-focused and perform poorly on general tasks, but the distilled reasoning data from DeepSeek-R1 significantly enhances their general capabilities.



**Fig. 1.** Average score of DeepSeek series models on A-Eval. (a) The overall average score of models across all data. (b) to (f). The average scores of models on each task. The "Instruct Model" refers to the original models without reasoning enhancement, and the "Reasoning Enhancement Model" refers to models that have been enhanced using DeepSeek-R1's reasoning data.

### Findings Contrary to Common Sense:

- (5) Before and after distillation, Qwen2.5-32B outperforms the larger model, Llama-3.3-70B.
- (6) Qwen-2.5-14B exhibits performance degradation after distillation.

### 3.2 Performance Comparison By Task

Fig. 1(b) to Fig. 1 (f) compare the scores of the models on the five major task categories.

#### Findings Consistent with Common Sense:

- (7) The two mathematical models achieve comparable performance in Logical Reasoning but under-perform in other tasks.
- (8) For Logical Reasoning tasks, all models show improvement after distillation, with the increase being greater than for other tasks.

#### Findings Contrary to Common Sense:

- (9) Performance degradation occurs after distillation in: Text Understanding (Qwen2.5-14B, Qwen2.5-32B, and DeepSeek-V3), Information Extraction (Llama-3.1-8B, Qwen2.5-14B), and Text Generation (Qwen2.5-14B, DeepSeek-V3). For Task Planning, apart from the two mathematical models, other models either remain unchanged or see a decline in performance after distillation.



- (10) For Logical Reasoning tasks, original Llama-3.3-70B underperforms the smaller model Qwen2.5-14B. After distillation, DeepSeek-R1-Distilled-Llama-3.3-70B surpasses DeepSeek-R1-Distilled-Qwen2.5-32B.
- (11) For Information Extraction tasks, Qwen2.5-32B consistently outperform the larger model Llama-3.3-70B both before and after distillation.



Fig. 2. Average scores of the DeepSeek series models on the 27 subcategories.

### 3.3 Performance Comparison By Subtask

In more detail, Fig. 2 provides the scores of the models on the 27 subcategories.

After analyzing these results, here are some interesting findings:

(12) DeepSeek models dominate 23/27 subtasks, except for Short Text Classification, Named Entity Recognition, and Common Sense Question Answering.

(13) DeepSeek-R1 shows relative weaknesses compared to DeepSeek-V3 in Long Text Classification (-11.3%), Part-of-Speech Tagging (-13.4%), and Open-source Question Answering (-17.05%).

(14) Compared to other tasks, distillation brings the highest gains in Complex Mathematical Computation subtask, with an average improvement of 31.45%.

(15) For arithmetic operations tasks, distillation provides benefits to all models except for Qwen2.5-Math-7B (85.26 to 84).

### 3.4 Performance Comparison By Model

To more clearly compare the performance of each group of models before and after reasoning enhancement on the five major tasks, we present the evaluation scores by seven model groups in Fig. 3.

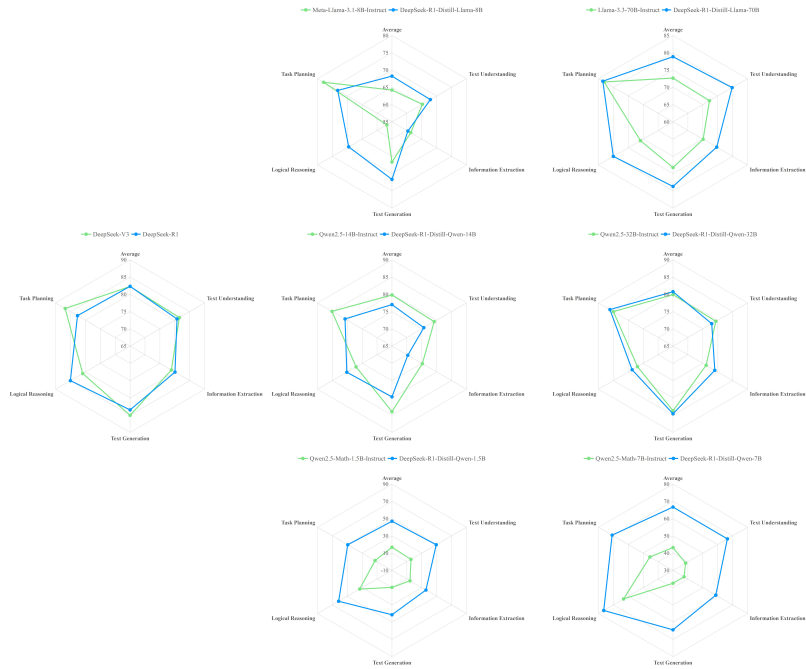


Fig. 3. Performance of each model group on five major tasks.

### 3.5 Model Selection Guidance for Users

To assist users in selecting the most suitable DeepSeek model based on their specific application requirements, we present the evaluation results using line charts, following the A-Eval methodology. These visualizations provide a clear and intuitive comparison of model performance across different tasks and sub-categories.

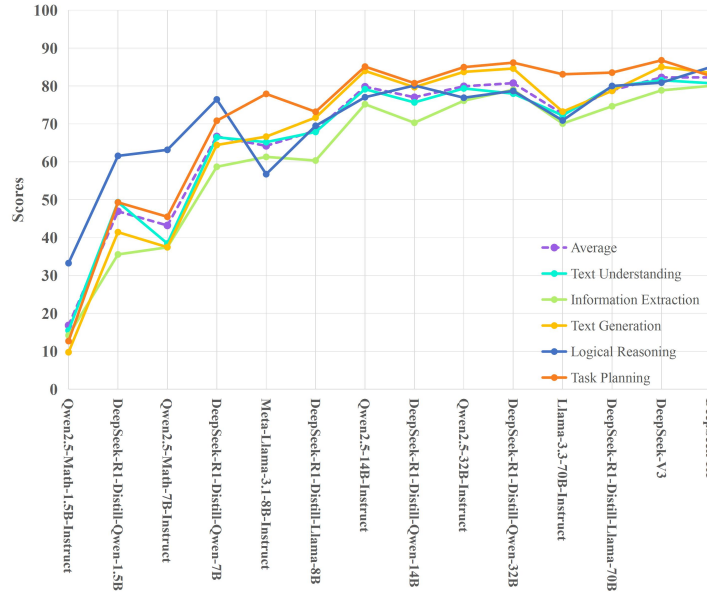


Fig. 4. Line chart for model selection on five major tasks.

Figure 4 illustrates the scores of the 14 evaluated models on each major task, as well as their average scores across all tasks. This comprehensive overview allows users to quickly identify models that excel in specific major task types or demonstrate strong overall performance.

In Fig. 5, we further break down the performance of the 14 models by showing their average scores within each of the five major task categories and their corresponding subcategories. These detailed visualizations enable users to assess model capabilities at a granular level, ensuring a precise match between model strengths and task requirements.

Using these capability boundary quantization curves, users can make informed decisions when selecting the most suitable DeepSeek model for their specific tasks and performance expectations.



Fig. 5. Line chart for model selection on five major tasks and corresponding subtasks.

**Table 2.** Performance tier classification of DeepSeek models across major task categories. Models are categorized into tiers (A+: >85, A: 80-85, B: 70-80, C: 60-70, D: <60) based on their scores in Text Understanding (TU), Information Extraction (IE), Text Generation (TG), Logical Reasoning (LR), and Task Planning (TP).

Model	Model Scale	TU	IE	TG	LR	TP
Qwen2.5-Math-1.5B-Instruct	1.5B	D	D	D	D	D
DeepSeek-R1-Distill-Qwen-1.5B	1.5B	D	D	D	C	D
Qwen2.5-Math-7B-Instruct	7B	D	D	D	C	D
DeepSeek-R1-Distill-Qwen-7B	7B	C	D	C	B	B
Llama-3.1-8B-Instruct	8B	C	C	C	D	B
DeepSeek-R1-Distill-Llama-8B	8B	C	C	B	C	B
Qwen2.5-14B-Instruct	14B	B	B	A	B	A+
DeepSeek-R1-Distill-Qwen-14B	14B	B	B	B	A	A
Qwen2.5-32B-Instruct	32B	B	B	A	B	A
DeepSeek-R1-Distill-Qwen-32B	32B	B	B	A	B	A+
Llama-3.3-70B-Instruct	70B	B	B	B	B	A
DeepSeek-R1-Distill-Llama-70B	70B	B	B	B	A	A
DeepSeek-V3	671B 37B	A	B	A+	A	A+
DeepSeek-R1	671B 37B	A	A	A	A+	A

To further simplify the model selection process for users without extensive knowledge of LLMs, we classify the performance of DeepSeek models into five tiers (A+, A, B, C, D) based on their scores in the five major task categories. As shown in Tab. 2, models are assigned a tier for each task category, with A+ representing the highest performance (scores > 85) and D indicating the lowest (scores < 60). This tiered classification provides an intuitive and accessible way for users to quickly identify the most suitable models for their specific application needs, balancing performance and cost-effectiveness.

Based on Tab. 2, we provide specific examples of model selection to illustrate its practical utility:

If users require A-level performance, the following models are recommended for each task category (highlighted in red in Tab. 2):

Text Understanding: DeepSeek-V3 (A)

Information Extraction: DeepSeek-R1 (A)

Text Generation: Qwen2.5-14B-Instruct (A)

Logical Reasoning: DeepSeek-R1-Distill-Qwen-14B (A)

Task Planning: Qwen2.5-14B-Instruct (A+)

For users with more flexible requirements, such as B-level performance, the following models offer a cost-effective balance (highlighted in green in Tab. 2):

Text Understanding: Qwen2.5-14B-Instruct (B)

Information Extraction: Qwen2.5-14B-Instruct (B)

Text Generation: DeepSeek-R1-Distill-Llama-8B (B)

Logical Reasoning: DeepSeek-R1-Distill-Qwen-7B (B)

Task Planning: DeepSeek-R1-Distill-Qwen-7B (B)

These examples demonstrate how the tiered classification can guide users in selecting models that meet their specific performance and cost requirements, ensuring optimal deployment in real-world applications.

## 4 Conclusion

To better understand how DeepSeek models perform in real-world applications, we comprehensively evaluate DeepSeek models and their distilled variants on the A-Eval benchmark. Our analysis reveals that reasoning-enhanced models, while generally powerful, are not universally superior across all tasks. Finally, we quantify the capability boundary of DeepSeek models through performance tier classifications and intuitive line charts. Specific examples provide actionable insights to help users select and deploy the most cost-effective DeepSeek models based on their specific application requirements. In future work, we plan to expand the tasks and datasets of A-Eval to offer even more comprehensive insights for model selection and application.

## References

1. DeepSeek-AI, e.a.: Deepseek-v3 technical report (2024), <https://arxiv.org/abs/2412.19437>
2. DeepSeek-AI, e.a.: Deepseek-r1: Incentivizing reasoning capability in llms via reinforcement learning (2025), <https://arxiv.org/abs/2501.12948>
3. Dubey, A., Jauhri, A., Pandey, A., Kadian, A., Al-Dahle, A., Letman, A., Mathur, A., Schelten, A., Yang, A., Fan, A., et al.: The llama 3 herd of models. arXiv preprint arXiv:2407.21783 (2024)
4. Gao, L., Schulman, J., Hilton, J.: Scaling laws for reward model overoptimization. In: International Conference on Machine Learning. pp. 10835–10866. PMLR (2023)
5. Hendrycks, D., Burns, C., Basart, S., Zou, A., Mazeika, M., Song, D., Steinhardt, J.: Measuring massive multitask language understanding. arXiv preprint arXiv:2009.03300 (2020)
6. Huang, Y., Bai, Y., Zhu, Z., Zhang, J., Zhang, J., Su, T., Liu, J., Lv, C., Zhang, Y., Fu, Y., et al.: C-eval: A multi-level multi-discipline chinese evaluation suite for foundation models. *Advances in Neural Information Processing Systems* **36** (2024)
7. Jain, N., Han, K., Gu, A., Li, W.D., Yan, F., Zhang, T., Wang, S., Solar-Lezama, A., Sen, K., Stoica, I.: Livecodebench: Holistic and contamination free evaluation of large language models for code. arXiv preprint arXiv:2403.07974 (2024)
8. Kaplan, J., McCandlish, S., Henighan, T., Brown, T.B., Chess, B., Child, R., Gray, S., Radford, A., Wu, J., Amodei, D.: Scaling laws for neural language models. arXiv preprint arXiv:2001.08361 (2020)
9. Lian, S., Zhao, K., Liu, X., Lei, X., Yang, B., Zhang, W., Wang, K., Liu, Z.: What is the best model? application-driven evaluation for large language models. In: CCF International Conference on Natural Language Processing and Chinese Computing. pp. 67–79. Springer (2024)
10. OpenAI: Math-500 (2023), [https://github.com/openai/prm800k/tree/main/prm800k/math\\_splits](https://github.com/openai/prm800k/tree/main/prm800k/math_splits)
11. OpenAI: Hello gpt-4o (2024), <https://openai.com/index/hello-gpt-4o/>

12. OpenAI: Introducing simpleqa (2024), <https://openai.com/index/introducing-simpleqa/>
13. OpenAI: Learning to reason with llms (2024), <https://openai.com/index/learning-to-reason-with-llms/>
14. Team, Q.: Qwen2.5: A party of foundation models (September 2024), <https://qwenlm.github.io/blog/qwen2.5/>